


RECLAMATION

Managing Water in the West

**Colorado River Accounting and Water Use Report
Arizona, California, and Nevada**

Calendar Year 2013



U.S. Department of the Interior
Bureau of Reclamation
Lower Colorado Region

Mission Statements

The Department of the Interior protects and manages the Nation's natural resources and cultural heritage; provides scientific and other information about those resources; and honors its trust responsibilities or special commitments to American Indians, Alaska Natives, and affiliated island communities.

The mission of the Bureau of Reclamation is to manage, develop, and protect water and related resources in an environmentally and economically sound manner in the interest of the American public.

Colorado River Accounting and Water Use Report Arizona, California, and Nevada

Calendar Year 2013

Prepared by

**Lower Colorado Region
Boulder Canyon Operations Office**



U.S. Department of the Interior
Bureau of Reclamation
Lower Colorado Region
Boulder Canyon Operations Office
P.O. Box 61470
Boulder City, NV 89006-1470

May 2014

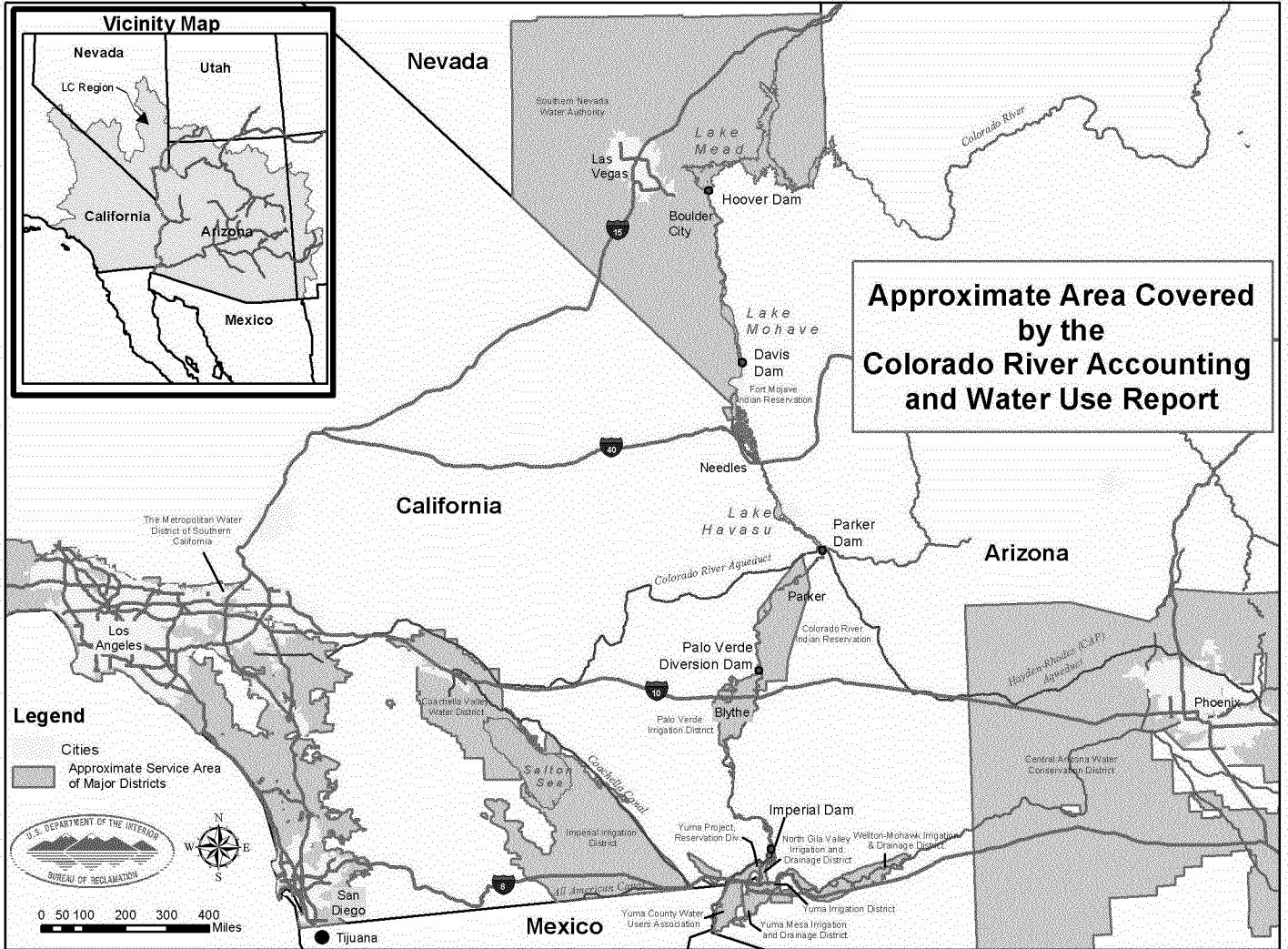


TABLE OF CONTENTS

Location Map _____	Frontispiece
Acronyms and Abbreviated Terms _____	1
Summary, Colorado River Accounting and Water Use Report _____	2
Reservoir Contents, Monthly Storage Contents of the Colorado River System Reservoirs _____	3
Compilation of Records in Accordance with Article V of the Consolidated Decree of the United States	
Supreme Court in Arizona v. California, 547 U.S. 150 (2006) (Consolidated Decree) _____	4
Article V(A) Records of Releases of Water Through Regulatory Structures Controlled by the United States _____	5
Article V(B) Records of Diversions, Return Flows, and Consumptive Use _____	6
State of Arizona _____	7
Arizona Supplemental Tabulation _____	12
State of California _____	13
California Supplemental Tabulation _____	15
State of Nevada _____	17
Article V(C) Records of Water Ordered but not Diverted _____	19
State of Arizona _____	20
State of California _____	22
Article V(D) Records of Deliveries of Water to Mexico _____	23
Article V(E) Records of Diversions and Use for the Gila National Forest _____	25
Information Provided in Addition to the Reporting Requirements of the Consolidated Decree _____	26
Interstate Water Banking within the States of Arizona, California, and Nevada _____	27
Inadvertent Overruns and Paybacks within the States of Arizona, California, and Nevada _____	29
Summary of Water Availability and Use by State _____	33
Lower Colorado Water Supply Project _____	35
Conservation, Transfer, and Exchanges _____	37
Intentionally Created Surplus _____	44
Documents and Letters Significant to the Delivery of and Accounting for the Use of Colorado River Water in CY 2013 _____	46

Acronyms and Abbreviated Terms

These acronyms and abbreviations are found in the text, footnotes, and headings within this document.

AAC	All-American Canal	EOY	end-of-year
AACLP	All-American Canal Lining Project	FEIS	Final Environmental Impact Statement
ADP	Arizona diesel pump	FYIR	Fort Yuma Indian Reservation
ADW	Arizona diesel well	GGMC	Gila Gravity Main Canal
AEP	Arizona electric pump	ICUA	Intentionally Created Unused Apportionment
AEW	Arizona electric well	I.D.D.	Irrigation and Drainage District
AF	acre-feet	IBWC	International Boundary and Water Commission
AFY	Acre-feet per Year	ICS	Intentionally Created Surplus
ALTSC	Accumulated Long Term Storage Credit	IID	Imperial Irrigation District
AOP	Annual Operating Plan	IOPP	Inadvertent Overrun and Payback Policy
APS	Arizona Public Service	ISG	Colorado River Interim Surplus Guidelines
ASLD	Arizona State Land Department	IUS	Interstate Underground Storage credits
Assn.	Association	KAF	Thousand acre-feet
AWBA	Arizona Water Banking Authority	LCWSP	Lower Colorado Water Supply Project
BLM	Bureau of Land Management	LHFO	Lake Havasu Field Office (BLM)
BOY	beginning-of-year	LLC	Limited Liability Company
CAP	Central Arizona Project	LTD	Limited
CAWCD	Central Arizona Water Conservation District	LTSC	Long Term Storage Credit
CCLP	Coachella Canal Lining Project	MAF	Million acre-feet
CDP	California diesel pump	MWD	Metropolitan Water District of Southern California
CDW	California diesel well	MOD	Main Outlet Drain
CDEW	California diesel electric well	MODE	Main Outlet Drain Extension
CEP	California electric pump	M&I	Municipal and Industrial
CEW	California electric well	NWR	National Wildlife Refuge
CFR	Code of Federal Regulations	NIB	Northerly International Boundary
CO	Colorado	PPR	Present Perfected Right
CR	Colorado River	PVID	Palo Verde Irrigation District
CRBC	Colorado River Board of California	QSA	Quantification Settlement Agreement
CRCN	Colorado River Commission of Nevada	SIB	Southerly International Boundary
CRIT	Colorado River Indian Tribes	SIRA	Storage and Interstate Release Agreement
CRWDA	Colorado River Water Delivery Agreement	SDCWA	San Diego County Water Authority
CU	consumptive use	SLRSP	San Luis Rey Settlement Parties
CVWD	Coachella Valley Water District	SNWA	Southern Nevada Water Authority
CY	calendar year	TCM	Thousand Cubic Meters
Diff.	difference	USGS	United States Geological Survey
Dist.	district	YAO	Yuma Area Office (Reclamation)
Div.	diversion	YDP	Yuma Desalting Plant
DPOC	drainage pump outlet channel	YFO	Yuma Field Office (BLM)
ECICS	Extraordinary Conservation Intentionally Created Surplus	YID	Yuma Irrigation District
ET	evapotranspiration	YMIDD	Yuma Mesa Irrigation and Drainage District

SUMMARY
 COLORADO RIVER ACCOUNTING AND WATER USE REPORT
 CALENDAR YEAR 2013

5/15/14	(Values are in acre-feet except as noted)			TOTAL
Lower Division States Consumptive Use				
Arizona				2,778,867
California				4,475,789
Nevada				223,563
Total Lower Division States Consumptive Use				7,478,219
Mexico				
Total Deliveries to Mexico in Satisfaction of Treaty Requirements				1,373,188
To Mexico in Excess of Treaty Requirements				71,970
Total to Mexico				1,445,158
Total Consumptive Use - Lower Division States and Mexico¹				8,923,377
Water Bypassed Pursuant to Minute No. 242 of the IBWC				110,923
Reservoir Contents - At Year's End (Thousands of Acre-Feet)				
Storage in the Lower Basin ²				14,482
Lower Basin Storage plus Lake Powell ³				24,805
Percentage of Active Storage - Lower Basin Plus Powell				47.1%
Total System Storage ⁴				29,303
Percentage of Total System Storage ⁵				49.3%
Interstate Water Banking				
	2012 EOY		2013	2013 EOY
	Balance	2013 Storage ⁶	Recovered	Balance
Water Stored in Arizona by the AWBA for the Benefit of SNWA, NV	600,651	0	0	600,651
Water Stored in California by MWD for the Benefit of SNWA, NV	111,892	50,000	0	161,892
Lower Colorado Water Supply Project Use ⁷				
		Non-Federal	Federal	Total
		5,114	396	5,510
Inadvertent Overruns and Paybacks				
	2012 EOY			2013 EOY
	Balance	2013 Payback	2013 Overrun	Balance
Arizona (based on diversion)	1,293	700	0	593
California (based on consumptive use)	210,531	93,140	0	117,391
Nevada	0	0	0	0
Intentionally Created Surplus ⁸				
	2012 EOY		2013	2013 EOY
	Balance	2013 Creation	Reductions	Balance
Arizona	103,050	0	0	103,050
California	579,786	0	105,723	474,063
Nevada	512,804	33,200	4,953	541,051
Total	1,195,640	33,200	110,676	1,118,164

Footnotes:

¹ The sum of Total Lower Division States Consumptive Use, Deliveries to Mexico in Satisfaction of Treaty Requirements and water passing to Mexico in Excess of Treaty Requirements. This value does not include water deferred by Mexico under Minute No. 319 of the IBWC.

² The sum of end-of-month storage in Lower Basin Lakes Mead, Mohave, and Havasu.

³ The sum of end-of-month storage in Upper Basin Lake Powell and Lower Basin Lakes Mead, Mohave, and Havasu.

⁴ Total end-of-month system storage including Reclamation reservoirs in the Upper and Lower Basins of the Colorado River system.

⁵ The percentage of total end-of-month system storage. This includes the Upper Basin Lakes Powell, Navajo, Crystal, Morrow Point, Blue Mesa, Flaming Gorge, Fontenelle, and Lower Basin Lakes Mead, Mohave, and Havasu. Based on total active system storage capacity of 59,383,000 AF.

⁶ The net volume of water stored by the storing entity available for delivery to Nevada in a future year.

⁷ Pumpage of Lower Colorado Water Supply Project wellfield to offset certain Colorado River water use in California.

⁸ ICS creation amounts are provisional until verified by Reclamation. Reductions include system assessment, IOPP payback, delivery, and evaporation.

RESERVOIR CONTENTS
MONTHLY STORAGE CONTENTS OF THE COLORADO RIVER SYSTEM RESERVOIRS
CALENDAR YEAR 2013

	5/15/14	(Values in thousand acre-feet)												CY DEC CHANGE ¹
	2012 EOY Balance	JAN	FEB	MAR	APR	MAY	JUN	JUL	AUG	SEP	OCT	NOV	DEC	
End of Month Active Content²														
Lake Powell	12,713	12,177	11,891	11,651	11,422	11,697	11,757	11,202	10,788	10,934	10,900	10,631	10,324	-2,389
Percentage of Lake Powell Active Storage ³	52.3%	50.1%	48.9%	47.9%	47.0%	48.1%	48.3%	46.1%	44.4%	45.0%	44.8%	43.7%	42.4%	
Lake Mead	13,636	13,828	13,810	13,465	12,921	12,495	12,276	12,270	12,289	12,362	12,099	12,310	12,344	-1,292
Lake Mohave	1,572	1,650	1,665	1,673	1,723	1,733	1,711	1,717	1,736	1,624	1,560	1,537	1,606	34
Lake Havasu	550	580	583	572	587	595	589	590	604	560	578	587	531	-19
Reservoir Storage in the Lower Basin ⁴	15,758	16,058	16,058	15,710	15,230	14,822	14,575	14,577	14,629	14,546	14,238	14,434	14,482	
Percentage of Colorado River Active Storage in the Lower Basin ⁵	55.7%	56.7%	56.7%	55.5%	53.8%	52.4%	51.5%	51.5%	51.7%	51.4%	50.3%	51.0%	51.2%	
Lower Basin Storage plus Lake Powell ⁶	28,471	28,235	27,949	27,361	26,652	26,519	26,332	25,779	25,417	25,480	25,138	25,066	24,805	-3,666
Percentage of Active Storage, Lower Basin plus Lake Powell ⁷	54.1%	53.6%	53.1%	52.0%	50.6%	50.4%	50.0%	49.0%	48.3%	48.4%	47.8%	47.6%	47.1%	
Total System Storage ⁸	33,076	32,777	32,444	31,866	31,166	31,220	30,989	30,304	29,824	29,940	29,622	29,570	29,303	-3,773
Percentage of Total System Storage ⁹	55.7%	55.2%	54.6%	53.7%	52.5%	52.6%	52.2%	51.0%	50.2%	50.4%	49.9%	49.8%	49.3%	

Note: For purposes of this tabulation, the term "Active Storage" is equivalent to Live Storage less the Exclusive Flood Control Space, and refers to the volume of water that can be delivered downstream via gravity flow.

Footnotes:

¹ "CY CHANGE" is the difference in the end-of-month storage from midnight December 31 of the preceeding year and midnight December 31 of the reporting year. A positive value indicates an increase in the amount of water in storage. A negative value indicates a decrease in the amount of water in storage.

² Actual values may differ slightly from the displayed values due to rounding to the nearest thousand acre-feet.

³ Values represent the percentage of total active storage capacity available in Lake Powell based on a total active storage capacity of 24,322,000 AF.

⁴ The sum of end-of-month storage in Lakes Mead, Mohave, and Havasu.

⁵ The percentage of available active storage capacity held in the Lower Basin (Lakes Mead, Mohave and Havasu) based on total active storage capacity of 28,306,000 AF.

⁶ The sum of end-of-month storage in Lake Powell in the Upper Basin and Lakes Mead, Mohave and Havasu in the Lower Basin.

⁷ The percentage of available total active storage capacity held in Lake Powell (Upper Basin) and Lakes Mead, Mohave, and Havasu (Lower Basin) based on total active storage capacity of 52,628,000 AF.

⁸ Total end-of-month system storage including Reclamation reservoirs in the Upper and Lower Basins of the Colorado River system.

⁹ The percentage of total end-of-month system storage. This includes the Upper Basin Lakes Powell, Navajo, Crystal, Morrow Point, Blue Mesa, Flaming Gorge, Fontenelle, and Lower Basin Lakes Mead, Mohave, and Havasu. Based on total active system storage capacity of 59,383,000 AF.

**COMPILATION OF RECORDS IN ACCORDANCE WITH ARTICLE V
OF THE CONSOLIDATED DECREE OF THE UNITED STATES SUPREME COURT IN
ARIZONA v. CALIFORNIA, 547 U.S. 150 (2006)**

In accordance with Article V of the Consolidated Decree of the United States Supreme Court in *Arizona v. California*, 547 U.S. 150 (2006), “The United States shall prepare and maintain, or provide for the preparation and maintenance of, and shall make available, annually and at such shorter intervals as the Secretary of the Interior shall deem necessary or advisable, for inspection by interested persons at all reasonable times and at a reasonable place or places, complete, detailed and accurate records of:

(A) Releases of water through regulatory structures controlled by the United States;

(B) Diversions of water from the mainstream, return flow of such water to the stream as is available for consumptive use in the United States or in satisfaction of the Mexican Treaty obligation, and consumptive use of such water. These quantities shall be stated separately as to each diverter from the mainstream, each point of diversion, and each of the States of Arizona, California and Nevada;

(C) Releases of mainstream water pursuant to orders therefor but not diverted by the party ordering the same, and the quantity of such water delivered to Mexico in satisfaction of the Mexican Treaty or diverted by others in satisfaction of rights decreed herein. These quantities shall be stated separately as to each diverter from the mainstream, each point of diversion, and each of the States of Arizona, California and Nevada;

(D) Deliveries to Mexico of water in satisfaction of the obligations of Part III of the Treaty of February 3, 1944, and, separately stated, water passing to Mexico in excess of treaty requirements;

(E) Diversions of water from the mainstream of the Gila and San Francisco Rivers and the consumptive use of such water, for the benefit of the Gila National Forest.”

**ARTICLE V(A): RELEASES OF WATER
THROUGH REGULATORY STRUCTURES CONTROLLED BY THE UNITED STATES**

STRUCTURE	CALENDAR YEAR 2013												TOTAL	
	5/15/14	JAN	FEB	MAR	APR	MAY	JUN	JUL	AUG	SEP	OCT	NOV		DEC
GLEN CANYON DAM		800,838	599,801	601,200	550,907	601,526	799,858	847,502	800,964	600,491	481,091	680,427	600,656	7,965,261
HOOVER DAM		608,857	646,350	987,074	1,103,099	1,006,651	947,681	864,869	807,874	598,691	732,807	513,358	557,970	9,375,281
DAVIS DAM		523,600	641,100	989,200	1,056,000	1,005,000	955,300	828,700	773,000	713,700	816,800	577,500	515,200	9,395,100
PARKER DAM		389,000	457,900	692,000	774,000	676,000	672,100	615,100	540,200	506,400	467,900	289,800	254,600	6,335,000
HEADGATE ROCK DAM ¹		372,210	423,460	640,410	707,500	602,330	597,020	544,880	470,250	461,380	423,520	259,100	223,970	5,726,030
PALO VERDE DIVERSION DAM		293,000	335,100	515,600	620,000	506,800	475,600	436,700	377,900	381,100	361,800	249,500	212,600	4,765,700
IMPERIAL DAM ²		30,470	15,160	21,660	24,130	30,480	29,510	44,230	42,680	28,750	18,210	22,600	18,490	326,370
DIVERSION TO MITTRY LAKE FROM THE GGMC		611	595	639	730	738	680	821	768	712	722	578	519	8,113
SUM IMPERIAL DAM + DIVERSION TO MITTRY LAKE		31,081	15,755	22,299	24,860	31,218	30,190	45,051	43,448	29,462	18,932	23,178	19,009	334,483
LAGUNA DAM		30,960	18,200	24,260	26,430	32,090	30,410	47,310	46,770	35,090	26,260	28,590	25,650	372,020

Note: Records of releases from Glen Canyon Dam and Hoover Dam are provided by Reclamation. Records of releases from Davis, Parker, Palo Verde, Imperial, and Laguna Dams are furnished by the United States Geological Survey (USGS) and are based upon measurements at or downstream of the dams.

Footnotes:

¹ The record of river flow through Headgate Rock Dam is computed using the record of flow at USGS gaging station 09247520 "Colorado River below Parker Dam, Arizona-California," and deducting from it the record of flow at the USGS gaging station 09428500 "Diversion for Colorado River Indian Reservation Main Canal near Parker, Arizona" measured at Headgate Rock Dam.

² Represents flow below Imperial Dam alone and does not include diversions into the All-American Canal and the Gila Gravity Main Canal.

ARTICLE V(B): RECORDS OF DIVERSIONS, RETURN FLOWS AND CONSUMPTIVE USE

In accordance with Article V(B) of the Consolidated Decree of the United States Supreme Court in *Arizona v. California*, 547 U.S. 150 (2006), the tabulations in this section document the final records of diversions of water from the mainstream of the Colorado River, return flow to the mainstream, and the consumptive use of such water within the Lower Division States of Arizona, California, and Nevada.

The tabulations, based upon records furnished by Reclamation, the United States Geological Survey (USGS), the International Boundary and Water Commission, water users, or other agencies, document quantities of water drawn by surface diversion from the mainstream of the Colorado River, pumped directly from the mainstream, or pumped from wells in the Colorado River aquifer.

Measured return flow to the mainstream, estimates of unmeasured return flow to the mainstream, and consumptive use are listed for points of diversion and return when that information is available. Unmeasured returns are computed by multiplying a water user's diversion by an unmeasured return flow factor. Reclamation continues to refine estimates of unmeasured returns.

No person or entity is entitled to divert or use Colorado River water without an entitlement. An entitlement is an authorization to beneficially use Colorado River water pursuant to: (1) a right decreed by the Supreme Court, (2) a contract with the United States through the Secretary of the Interior, or (3) a Secretarial reservation of water. The listing of a use in this report should not be interpreted as an entitlement or an indication that the use is authorized.

For the states of Arizona and California, the records of diversions, return flows, and consumptive use are organized into two separate tabulations. The first tabulation lists water users whose diversions are typically reported daily and monthly.

The second tabulation, entitled "(State) Supplementary Diversion, Return Flow, and Consumptive Use Tabulation," lists water users whose diversions are typically reported annually by either the USGS or the water user. For those diversions reported by the USGS, the USGS verifies the crops being grown and uses evapotranspiration methodologies to estimate the crop consumptive use; the USGS then applies irrigation efficiency coefficients to derive the estimated diversions.

For those water users whose diversions are made from the Topock Marsh Inlet Canal, All-American Canal, or the Gila Gravity Main Canal, diversions include each user's proportional share of the total canal losses, which are added to the delivery taken by each user at its turnout from the canal. A portion of the canal loss is provided to the water user as a return flow credit.

For the areas downstream of the Northerly International Boundary (NIB), Reclamation does not consider pumping of wells from the flood plain or the underlying aquifer to be a diversion of Colorado River water. This policy is based on the following: the ground water can reasonably be assumed to be flowing towards Mexico and therefore, not to be flowing toward the Colorado River upstream of Mexico's point of diversion near NIB. As such, this water does not return to the river to be made available for consumptive use in the United States or in satisfaction of the Mexican Treaty obligation. In accordance with this position, Reclamation discontinued reporting these wells beginning in 2004. If hydrologic conditions change, Reclamation will address the need to report these wells.

DIVERSIONS FROM MAINSTREAM-AVAILABLE RETURN FLOW
AND CONSUMPTIVE USE OF SUCH WATER
CALENDAR YEAR 2013
STATE OF ARIZONA

5/15/14		(Values in acre-feet)												TOTAL
WATER USER		JAN	FEB	MAR	APR	MAY	JUN	JUL	AUG	SEP	OCT	NOV	DEC	
LAKE MEAD NATIONAL RECREATION AREA, AZ. DIVERSIONS FROM LAKE MEAD (TEMPLE BAR)	DIVERSION	0	4	5	8	13	15	13	17	14	13	10	11	123
	MEASURED RETURNS	0	0	0	0	0	0	0	0	0	0	0	0	0
	UNMEASURED RETURNS	0	0	0	0	0	0	0	0	0	0	0	0	0
	CONSUMPTIVE USE	0	4	5	8	13	15	13	17	14	13	10	11	123
LAKE MEAD NATIONAL RECREATION AREA, AZ. DIVERSIONS FROM LAKE MOHAVE (KATHERINE, WILLOW BEACH)	DIVERSION	12	10	10	14	17	19	21	24	14	14	14	13	182
	MEASURED RETURNS	0	0	0	0	0	0	0	0	0	0	0	0	0
	UNMEASURED RETURNS	0	0	0	0	0	0	0	0	0	0	0	0	0
	CONSUMPTIVE USE	12	10	10	14	17	19	21	24	14	14	14	13	182
LOWER COLORADO RIVER DAMS PROJECT DIVERSION AT DAVIS DAM	DIVERSION	3	3	3	3	4	14	2	3	4	2	7	3	51
	MEASURED RETURNS	3	3	3	3	4	14	2	3	4	2	7	2	50
	UNMEASURED RETURNS	0	0	0	0	0	0	0	0	0	0	0	0	0
	CONSUMPTIVE USE	0	0	0	0	0	0	0	0	0	0	0	1	1
BULLHEAD CITY PUMPED FROM WELLS MOHAVE COUNTY PARKS DIVERSION AT DAVIS DAM	DIVERSION	628	563	679	748	901	983	1,010	921	888	683	659	684	9,347
	DIVERSION	0	0	1	0	1	1	1	1	1	0	0	1	7
	MEASURED RETURNS	0	0	0	0	0	0	0	0	0	0	0	0	0
	UNMEASURED RETURNS	207	186	224	247	298	325	334	304	293	225	217	226	3,086
CONSUMPTIVE USE	421	377	456	501	604	659	677	618	596	458	442	459	6,268	
MOHAVE WATER CONSERVATION DISTRICT PUMPED FROM WELLS	DIVERSION	66	50	54	59	79	78	82	86	68	75	60	58	815
	MEASURED RETURNS	0	0	0	0	0	0	0	0	0	0	0	0	0
	UNMEASURED RETURNS	22	17	18	19	26	26	27	28	22	25	20	19	269
	CONSUMPTIVE USE	44	33	36	40	53	52	55	58	46	50	40	39	546
BROOKE WATER LLC PUMPED FROM RIVER	DIVERSION	19	22	21	22	25	28	31	32	32	21	26	21	300
	MEASURED RETURNS	0	0	0	0	0	0	0	0	0	0	0	0	0
	UNMEASURED RETURNS	6	7	7	7	8	9	10	11	11	7	9	7	99
	CONSUMPTIVE USE	13	15	14	15	17	19	21	21	21	14	17	14	201
MOHAVE VALLEY I.D.D. PUMPED FROM WELLS	DIVERSION	808	657	2,541	2,195	3,294	3,719	3,780	2,848	1,411	2,576	1,752	1,212	26,793
	MEASURED RETURNS	0	0	0	0	0	0	0	0	0	0	0	0	0
	UNMEASURED RETURNS	372	374	1,318	1,015	1,435	1,717	1,737	1,335	649	1,259	866	557	12,634
	CONSUMPTIVE USE	436	283	1,223	1,180	1,859	2,002	2,043	1,513	762	1,317	886	655	14,159
FORT MOHAVE INDIAN RESERVATION AGRICULTURE - RIVER PUMPS DOMESTIC - WELLS	DIVERSION	845	5,042	6,047	4,677	7,540	11,200	11,094	6,705	3,482	2,970	548	816	60,966
	DIVERSION	210	19	180	294	123	363	462	454	408	197	68	99	2,877
	MEASURED RETURNS	0	0	0	0	0	0	0	0	0	0	0	0	0
	UNMEASURED RETURNS	485	2,533	3,021	2,287	3,442	5,324	5,316	3,351	1,937	1,543	283	421	29,943
CONSUMPTIVE USE	570	2,528	3,206	2,684	4,221	6,239	6,240	3,808	1,953	1,624	333	494	33,900	
GOLDEN SHORES WATER CONSERVATION DISTRICT PUMPED FROM WELLS	DIVERSION	31	28	32	41	54	52	58	59	40	41	32	31	499
	MEASURED RETURNS	0	0	0	0	0	0	0	0	0	0	0	0	0
	UNMEASURED RETURNS	10	9	11	14	18	17	19	19	13	14	11	10	165
	CONSUMPTIVE USE	21	19	21	27	36	35	39	40	27	27	21	21	334
HAVASU NATIONAL WILDLIFE REFUGE FIREBREAK INLET CANAL FARM DITCH WELL 2	DIVERSION	75	266	4,070	6,310	4,540	4,400	2,690	2,380	447	1,810	187	36	27,201
	DIVERSION	0	112	1,454	1,153	530	552	440	599	30	491	0	-19	5,344
	DIVERSION	10	11	15	17	20	25	27	26	20	17	12	12	212
	MEASURED RETURNS ³	0	0	-96	-3	4	2	0	0	0	0	0	0	-93
UNMEASURED RETURNS	74	334	4,874	6,583	4,479	4,380	2,778	2,645	438	2,040	175	26	28,826	
CONSUMPTIVE USE	11	45	761	900	607	595	379	360	59	278	24	3	4,024	
LAKE HAVASU CITY WELLS	DIVERSION	813	765	970	1,031	1,228	1,314	1,320	1,294	1,134	1,089	915	825	12,698
	MEASURED RETURNS	0	0	0	0	0	0	0	0	0	0	0	0	0
	UNMEASURED RETURNS	309	291	369	392	467	499	502	492	431	414	348	314	4,828
	CONSUMPTIVE USE	504	474	601	639	761	815	818	802	703	675	567	511	7,870

DIVERSIONS FROM MAINSTREAM-AVAILABLE RETURN FLOW
AND CONSUMPTIVE USE OF SUCH WATER
CALENDAR YEAR 2013
STATE OF ARIZONA

WATER USER		(Values in acre-feet)												TOTAL ¹
		5/15/14	JAN	FEB	MAR	APR	MAY	JUN	JUL	AUG	SEP	OCT	NOV	
CENTRAL ARIZONA PROJECT PUMPED FROM LAKE HAVASU	DIVERSION	79,888	146,879	179,730	148,444	174,238	129,487	80,301	95,266	149,252	186,039	143,877	137,866	1,651,267
	MEASURED RETURNS	0	0	0	0	0	0	0	0	0	0	0	0	0
	UNMEASURED RETURNS	0	0	0	0	0	0	0	0	0	0	0	0	0
	CONSUMPTIVE USE	79,888	146,879	179,730	148,444	174,238	129,487	80,301	95,266	149,252	186,039	143,877	137,866	1,651,267
TOWN OF PARKER WELL	DIVERSION	51	46	61	66	79	90	88	84	73	71	52	50	811
	MEASURED RETURNS	20	17	19	18	19	18	20	19	19	20	19	20	228
	UNMEASURED RETURNS	15	13	17	19	23	26	25	24	21	20	15	14	232
	CONSUMPTIVE USE	16	16	25	29	37	46	43	41	33	31	18	16	351
COLORADO RIVER INDIAN RESERVATION DIVERSION AT HEADGATE ROCK DAM 2 RIVER PUMPS AND DOMESTIC ²	DIVERSION	16,790	34,440	51,590	66,500	73,670	75,080	70,220	69,950	45,020	44,380	30,700	30,630	608,970
	DIVERSION	356	408	551	596	726	867	924	887	713	619	445	434	7,526
	MEASURED RETURNS	18,600	18,324	21,437	22,012	24,361	22,886	23,115	23,481	20,887	24,312	20,715	19,789	258,929
	UNMEASURED RETURNS	943	1,917	2,868	3,690	4,092	4,177	3,913	3,896	2,515	2,475	1,713	1,709	33,908
EHRENBURG IMPROVEMENT ASSOCIATION PUMPED FROM RIVER	CONSUMPTIVE USE	-2,397	14,607	27,836	41,394	45,943	48,884	44,116	43,460	22,331	18,212	8,717	9,556	322,659
	DIVERSION	21	18	25	28	30	38	35	33	28	28	26	20	330
	MEASURED RETURNS	2	2	6	3	2	3	3	2	4	3	6	4	40
	UNMEASURED RETURNS	6	5	7	8	9	11	10	9	8	8	7	6	94
CIBOLA VALLEY IRRIGATION DISTRICT PUMPED FROM RIVER	CONSUMPTIVE USE	13	11	12	17	19	24	22	22	16	17	13	10	196
	DIVERSION	121	370	1,231	914	1,038	1,199	851	753	769	476	3	300	8,025
	MEASURED RETURNS	0	0	0	0	0	0	0	0	0	0	0	0	0
	UNMEASURED RETURNS	34	105	351	260	296	342	243	215	219	136	1	86	2,288
MOHAVE COUNTY WATER AUTHORITY PUMPED FROM RIVER	CONSUMPTIVE USE	87	265	880	654	742	857	608	538	550	340	2	214	5,737
	DIVERSION	0	115	113	181	229	319	257	253	122	155	0	64	1,808
	MEASURED RETURNS	0	0	0	0	0	0	0	0	0	0	0	0	0
	UNMEASURED RETURNS	0	33	32	52	65	91	73	72	35	44	0	18	515
HOPI TRIBE PUMPED FROM RIVER	CONSUMPTIVE USE	0	82	81	129	164	228	184	181	87	111	0	46	1,293
	DIVERSION	0	647	66	33	630	936	732	560	552	525	0	0	4,681
	MEASURED RETURNS	0	0	0	0	0	0	0	0	0	0	0	0	0
	UNMEASURED RETURNS	0	184	19	9	180	267	209	160	157	150	0	0	1,335
GSC FARM, LLC (formerly ARIZONA RECREATIONAL FACILITIES) PUMPED FROM RIVER	CONSUMPTIVE USE	0	463	47	24	450	669	523	400	395	375	0	0	3,346
	DIVERSION	0	258	121	63	362	363	412	321	331	439	0	0	2,670
	MEASURED RETURNS	0	0	0	0	0	0	0	0	0	0	0	0	0
	UNMEASURED RETURNS	0	74	34	18	103	103	117	91	94	125	0	0	759
ARIZONA GAME AND FISH COMMISSION PUMPED FROM RIVER	CONSUMPTIVE USE	0	184	87	45	259	260	295	230	237	314	0	0	1,911
	DIVERSION	36	48	314	330	233	257	642	254	232	265	0	0	2,611
	MEASURED RETURNS	0	0	0	0	0	0	0	0	0	0	0	0	0
	UNMEASURED RETURNS	10	14	89	94	66	73	183	72	66	76	0	0	743
CIBOLA NATIONAL WILDLIFE REFUGE 3 RIVER PUMPS	CONSUMPTIVE USE	26	34	225	236	167	184	459	182	166	189	0	0	1,868
	DIVERSION	396	194	1,410	1,280	1,492	1,955	2,413	2,530	3,019	1,541	1,127	794	18,151
	MEASURED RETURNS	0	0	10	260	46	0	0	0	0	0	0	0	316
	UNMEASURED RETURNS	150	74	536	486	567	743	917	961	1,147	586	428	302	6,897
IMPERIAL NATIONAL WILDLIFE REFUGE 4 RIVER PUMPS	CONSUMPTIVE USE	246	120	864	534	879	1,212	1,496	1,569	1,872	955	699	492	10,938
	DIVERSION	12	141	230	232	222	264	192	195	147	7	2	0	1,644
	MEASURED RETURNS	0	0	0	0	0	0	0	0	0	0	0	0	0
	UNMEASURED RETURNS	5	54	87	88	84	100	73	74	56	3	1	0	625
	CONSUMPTIVE USE	7	87	143	144	138	164	119	121	91	4	1	0	1,019

DIVERSIONS FROM MAINSTREAM-AVAILABLE RETURN FLOW
AND CONSUMPTIVE USE OF SUCH WATER
CALENDAR YEAR 2013
STATE OF ARIZONA

WATER USER		(Values in acre-feet)												TOTAL
		5/15/14	JAN	FEB	MAR	APR	MAY	JUN	JUL	AUG	SEP	OCT	NOV	
YUMA PROVING GROUND DIVERSION AT IMPERIAL DAM WELLS	DIVERSION	2	0	0	5	0	2	1	1	0	1	0	0	12
	DIVERSION	23	23	23	41	51	111	61	59	53	36	37	20	538
	MEASURED RETURNS	0	0	0	0	0	0	0	0	0	0	0	0	0
	UNMEASURED RETURNS	0	0	0	0	0	0	0	0	0	0	0	0	0
	CONSUMPTIVE USE	25	23	23	46	51	113	62	60	53	37	37	20	550
GILA MONSTER FARMS DIVERSION AT IMPERIAL DAM	DIVERSION	399	507	931	1,193	1,317	796	323	447	376	676	494	449	7,908
	MEASURED RETURNS	24	24	39	34	30	37	19	45	24	36	37	49	398
	UNMEASURED RETURNS	152	193	354	453	500	302	123	170	143	257	188	171	3,006
	CONSUMPTIVE USE	223	290	538	706	787	457	181	232	209	383	269	229	4,504
WELLTON-MOHAWK I.D.D. DIVERSION AT IMPERIAL DAM	DIVERSION	18,792	20,203	37,154	45,653	44,440	42,402	35,848	38,497	34,424	31,915	18,448	11,118	378,894
	GMCM RETURN	1,272	1,082	1,750	1,468	1,129	2,183	2,328	4,262	2,481	1,923	1,551	1,340	22,769
	DOME RETURN	337	334	332	255	383	214	206	189	424	308	559	687	4,228
	MOD RETURN	10,170	9,000	9,440	9,400	9,700	8,870	9,890	9,010	8,140	8,450	8,230	7,760	107,860
	TOTAL RETURNS	11,779	10,416	11,522	11,123	11,212	11,267	12,224	13,461	11,045	10,681	10,340	9,787	134,857
	UNMEASURED RETURNS	0	0	0	0	0	0	0	0	0	0	0	0	0
	CONSUMPTIVE USE	7,013	9,787	25,632	34,530	33,228	31,135	23,624	25,036	23,379	21,234	8,108	1,331	244,037
ARIZONA STATE LAND DEPARTMENT AGRICULTURE - RIVER PUMPS AND WELLS DOMESTIC - PUMPS AND WELLS	DIVERSION	417	485	1,026	1,031	1,142	1,254	1,110	1,155	727	823	545	570	10,285
	DIVERSION	3	4	3	3	4	3	5	4	4	2	4	4	43
	MEASURED RETURNS	8	8	13	11	10	12	6	15	8	12	12	16	131
	UNMEASURED RETURNS	147	171	360	362	401	440	390	406	256	289	191	201	3,614
	CONSUMPTIVE USE	265	310	656	661	735	805	719	738	467	526	344	357	6,583
CITY OF YUMA DIVERSION AT IMPERIAL DAM (AAC) DIVERSION AT IMPERIAL DAM (GMCM) PUMP DIVERSION FOR YUMA EAST WETLANDS	DIVERSION	1,077	951	1,193	1,305	1,576	1,509	1,482	1,655	1,440	1,449	1,219	1,107	15,963
	DIVERSION	833	767	841	667	804	808	675	584	424	444	489	1,080	8,416
	DIVERSION	10	12	39	77	94	103	100	94	73	34	11	9	656
	MEASURED RETURNS	872	771	847	797	843	828	878	908	891	870	879	1,031	10,415
	UNMEASURED RETURNS	4	4	14	27	33	36	35	33	26	12	4	3	231
MARINE CORPS AIR STATION YUMA DIVERSION AT IMPERIAL DAM	DIVERSION	1,044	955	1,212	1,225	1,598	1,556	1,344	1,392	1,020	1,045	836	1,162	14,389
	DIVERSION	80	48	63	103	115	124	126	122	121	126	87	72	1,187
	MEASURED RETURNS	0	0	0	0	0	0	0	0	0	0	0	0	0
	UNMEASURED RETURNS	0	0	0	0	0	0	0	0	0	0	0	0	0
	CONSUMPTIVE USE	80	48	63	103	115	124	126	122	121	126	87	72	1,187
UNION PACIFIC RAILROAD DIVERSION AT IMPERIAL DAM	DIVERSION	4	4	4	4	4	4	4	4	4	4	4	4	48
	MEASURED RETURNS	0	0	0	0	0	0	0	0	0	0	0	0	0
	UNMEASURED RETURNS	2	2	2	2	2	2	2	2	2	2	2	2	24
	CONSUMPTIVE USE	2	2	2	2	2	2	2	2	2	2	2	2	24
UNIVERSITY OF ARIZONA DIVERSION AT IMPERIAL DAM	DIVERSION	44	27	44	76	71	69	69	77	82	63	46	20	688
	MEASURED RETURNS	0	0	0	0	0	0	0	0	0	0	0	0	0
	UNMEASURED RETURNS	0	0	0	0	0	0	0	0	0	0	0	0	0
	CONSUMPTIVE USE	44	27	44	76	71	69	69	77	82	63	46	20	688
YUMA UNION HIGH SCHOOL DISTRICT DIVERSION AT IMPERIAL DAM	DIVERSION	7	12	13	14	23	22	36	19	14	14	13	11	200
	MEASURED RETURNS	0	0	0	0	0	0	0	0	0	0	0	0	0
	UNMEASURED RETURNS	2	3	3	4	6	6	9	5	4	4	3	3	52
	CONSUMPTIVE USE	5	9	10	10	17	16	27	14	10	10	10	8	148
DESERT LAWN MEMORIAL PARK DIVERSION AT IMPERIAL DAM	DIVERSION	0	13	0	17	0	23	0	27	0	19	0	14	113
	MEASURED RETURNS	0	0	0	0	0	0	0	0	0	0	0	0	0
	UNMEASURED RETURNS	0	4	0	5	0	7	0	8	0	6	0	4	34
	CONSUMPTIVE USE	0	9	0	12	0	16	0	19	0	13	0	10	79

DIVERSIONS FROM MAINSTREAM-AVAILABLE RETURN FLOW
AND CONSUMPTIVE USE OF SUCH WATER
CALENDAR YEAR 2013
STATE OF ARIZONA

WATER USER	5/15/14	(Values in acre-feet)												TOTAL ¹	
		JAN	FEB	MAR	APR	MAY	JUN	JUL	AUG	SEP	OCT	NOV	DEC		
NORTH GILA VALLEY I.D.D.															
DIVERSION AT IMPERIAL DAM ⁵	DIVERSION	2,204	2,513	4,097	5,119	5,939	5,380	5,000	3,430	4,023	4,929	3,298	2,645	48,577	
	MEASURED RETURNS	1,570	1,622	2,364	2,538	3,114	2,820	2,721	2,227	2,451	3,296	2,691	2,304	29,718	
	UNMEASURED RETURNS	302	344	561	701	814	737	685	470	551	675	452	362	6,654	
	CONSUMPTIVE USE	332	547	1,172	1,880	2,011	1,823	1,594	733	1,021	958	155	-21	12,205	
YUMA IRRIGATION DISTRICT															
DIVERSION AT IMPERIAL DAM ^{5,6}	DIVERSION	3,117	3,916	7,002	9,386	8,099	6,647	5,951	5,159	5,355	5,930	3,696	3,314	67,572	
PUMPED FROM PRIVATE WELLS ⁷	DIVERSION	16	66	58	132	49	147	83	128	53	46	22	14	814	
	MEASURED RETURNS	838	930	1,679	1,981	1,686	1,713	1,636	1,662	1,538	1,480	1,093	1,189	17,426	
	UNMEASURED RETURNS	667	848	1,504	2,027	1,736	1,447	1,285	1,126	1,152	1,273	792	709	14,566	
	CONSUMPTIVE USE	1,628	2,204	3,877	5,510	4,726	3,634	3,113	2,499	2,718	3,223	1,833	1,430	36,394	
YUMA MESA I.D.D.															
DIVERSION AT IMPERIAL DAM	DIVERSION	10,091	10,021	13,658	19,797	24,017	26,448	26,815	20,390	17,830	18,990	11,523	9,331	208,911	
	MEASURED RETURNS	1,954	2,322	4,606	4,774	4,825	6,126	5,952	7,361	6,602	3,839	1,451	3,788	53,600	
	UNMEASURED RETURNS	1,615	1,603	2,185	3,168	3,843	4,232	4,290	3,262	2,853	3,038	1,844	1,493	33,426	
	CONSUMPTIVE USE	6,522	6,096	6,867	11,855	15,349	16,090	16,573	9,767	8,375	12,113	8,228	4,050	121,885	
UNIT "B" I.D.D.															
DIVERSION AT IMPERIAL DAM ⁵	DIVERSION	1,209	1,410	1,677	2,628	3,299	3,141	3,573	3,090	2,644	2,767	1,852	1,231	28,521	
	MEASURED RETURNS	293	384	766	805	819	975	949	1,225	1,117	630	236	603	8,802	
	UNMEASURED RETURNS	0	0	0	0	0	0	0	0	0	0	0	0	0	
	CONSUMPTIVE USE	916	1,026	911	1,823	2,480	2,166	2,624	1,865	1,527	2,137	1,616	628	19,719	
FORT YUMA INDIAN RESERVATION															
DIVERSIONS FOR YUMA EAST WETLANDS	DIVERSION	29	34	81	150	191	210	203	185	136	75	31	27	1,352	
RANCH "S" LANDS, YUMA ISLAND, AZ	DIVERSION	19	9	25	81	67	82	0	13	68	16	41	11	432	
DOMESTIC ⁸	DIVERSION	3	2	2	3	3	3	4	2	2	2	2	2	30	
	MEASURED RETURNS	0	0	0	0	0	0	0	0	0	0	0	0	0	
	UNMEASURED RETURNS	18	16	38	83	92	104	73	71	73	33	26	14	643	
	CONSUMPTIVE USE	33	29	70	151	169	191	134	129	133	60	48	26	1,171	
YUMA COUNTY WATER USERS' ASSOCIATION															
DIVERSION AT IMPERIAL DAM	DIVERSION	20,216	23,896	36,717	49,165	41,208	31,602	27,483	24,480	24,442	39,741	25,429	19,892	364,269	
PUMPED FROM WELLS	DIVERSION	293	259	165	5	0	66	266	122	9	110	102	0	1,397	
	MEASURED RETURNS	11,338	10,568	10,976	10,170	10,102	8,763	9,547	8,728	7,945	11,539	12,264	9,677	121,617	
	UNMEASURED RETURNS	431	507	775	1,033	865	665	583	517	513	837	536	418	7,680	
	CONSUMPTIVE USE	8,740	13,080	25,131	37,967	30,241	22,240	17,619	15,357	15,993	27,475	12,731	9,797	236,369	
COCOPA INDIAN RESERVATION															
DIVERSION AT IMPERIAL DAM	DIVERSION	0	9	93	94	110	0	22	0	0	0	0	151	479	
PUMPED FROM WELLS ^{2,9}	DIVERSION	116	145	198	214	261	317	346	333	262	219	157	153	2,721	
	MEASURED RETURNS	1	1	2	2	3	4	1	3	4	4	2	7	34	
	UNMEASURED RETURNS	39	52	99	105	126	108	125	113	89	74	53	103	1,086	
	CONSUMPTIVE USE	76	101	190	201	242	205	242	217	169	141	102	194	2,080	
RECLAMATION - YUMA AREA OFFICE															
WELL	DIVERSION	0	0	0	0	0	0	0	0	0	0	1	0	1	
	MEASURED RETURNS	0	0	0	0	0	0	0	0	0	0	0	0	0	
	UNMEASURED RETURNS	0	0	0	0	0	0	0	0	0	0	0	0	0	
	CONSUMPTIVE USE	0	0	0	0	0	0	0	0	0	0	1	0	1	
PUMPED FROM SOUTH GILA WELLS (DPOCs) ¹⁰	MEASURED RETURNS	2,360	3,270	3,989	4,550	4,140	531	1,560	819	3,663	5,778	5,946	5,908	42,514	
	UNMEASURED RETURNS	-2,360	-3,270	-3,989	-4,550	-4,140	-531	-1,560	-819	-3,663	-5,778	-5,946	-5,908	-42,514	
	RETURNS CREDIT	0	0	0	0	0	0	0	0	0	0	0	0	0	
OTHER USERS PUMPING FROM THE COLORADO															
RIVER AND WELLS IN THE FLOOD PLAIN, FROM DAVIS	DIVERSION	658	709	1,122	1,265	1,354	1,447	1,486	1,391	1,234	1,099	897	789	13,451	
DAM TO THE INTERNATIONAL BOUNDARY ¹¹	MEASURED RETURNS	0	0	0	0	0	0	0	0	0	0	0	0	0	
	UNMEASURED RETURNS	229	249	399	447	483	517	535	497	442	392	318	282	4,790	
	CONSUMPTIVE USE	429	460	723	818	871	930	951	894	792	707	579	507	8,661	

DIVERSIONS FROM MAINSTREAM-AVAILABLE RETURN FLOW
AND CONSUMPTIVE USE OF SUCH WATER
CALENDAR YEAR 2013
STATE OF ARIZONA

WATER USER	5/15/14	(Values in acre-feet)												TOTAL ¹		
		JAN	FEB	MAR	APR	MAY	JUN	JUL	AUG	SEP	OCT	NOV	DEC			
ARIZONA TOTALS																
	DIVERSION	160,853	257,151	357,753	373,467	405,556	356,338	289,170	288,003	302,051	354,076	248,968	225,999	3,619,387		
	MEASURED RETURNS	49,662	48,662	58,182	59,078	61,220	55,999	58,633	59,959	56,202	62,502	55,698	54,184	679,982		
	UNMEASURED RETURNS	3,896	6,950	16,187	19,155	20,419	26,302	23,061	19,620	10,553	10,264	2,557	1,572	160,538		
	CONSUMPTIVE USE	107,294	201,539	283,383	295,234	323,917	274,037	207,476	208,424	235,296	281,311	190,713	170,243	2,778,867		

Note: The term 'CONSUMPTIVE USE' in this tabulation means diversions including underground pumping, less measured and unmeasured return flow to the river.

Footnotes:

- ¹ Totals may differ from the sum of the monthly values due to rounding to the nearest acre-foot.
- ² Some or all of the diversions are reported as an annual total by the water user but have been distributed monthly by Reclamation according to best estimates.
- ³ The South Dike is the point of measured return flow for the Refuge and meter readings will normally indicate a positive flow of water from the Refuge into the river. If the flow reverses and water flows into the Refuge instead, a negative value will be recorded.
- ⁴ Main Outlet Drain return flow credit is measured flow at Station 0+00. When comparing this return value to the "Water Bypassed Pursuant to Minute No. 242 of the IBWC", differences can result from a combination of transmission loss, DPOC and Yuma Mesa Conduit discharge into the MODE, MODE water that has been desalinated, and MODE water discharged to the river. During periods of sustained flow in the Gila River this measurement includes both Colorado River and Gila River water. At such times Reclamation will determine how best to differentiate return flows from the two sources.
- ⁵ Summation for the Yuma Mesa Division, consisting of the North Gila Valley Irrigation and Drainage District, the Yuma Irrigation District, and the Yuma Mesa Irrigation and Drainage District is as follows:

Item	Annual Totals
Diversions at Imperial Dam ^A	325,060
Pumped from wells	814
Total Diversions	325,874
Surface returns from South Gila Valley (South Gila Canal Terminal Wasteway)	2,661
Return flow - North Gila Valley (6 drains and wasteways)	9,529
Total Yuma Mesa Division Unmeasured Returns	54,646
Return flow - Yuma Mesa Outlet Drain ^B	14,176
Return flow - Protective and Regulatory Pumping Unit ^C	22,038
Estimated unmeasured groundwater return flow ^D	27,919
Return flow share of Gila Gravity Main Canal losses ^E	24,420
Total return flow	155,390
Consumptive Use (see Note above)	170,484

- ^A Total diversions at Imperial Dam for the North Gila Valley I.D.D., Yuma Irrigation District, and Yuma Mesa I.D.D.
- ^B Estimated at 85 percent of the Yuma Mesa Outlet Drain with the balance credited to the Unit B I.D.D.
- ^C Estimated at 85 percent of Protective and Regulatory Pumping Unit with the balance credited to Unit B I.D.D.
- ^D Estimated at 38 percent of the North Gila Valley I.D.D. diversion at Imperial Dam plus 14 percent of Yuma Irrigation District's diversion at Imperial Dam. This calculation is based on an analysis in the USGS Report 83-4220.
- ^E Diversion times a mileage-weighted share of GGMC losses, less canal surface evaporation (1,397 AF/yr), and phreatophytes (2,154 AF/yr).

- ⁶ Diversion values have been reduced for those users (George Ogram, Ogram Boys' Enterprises, and some ASLD lands) who take deliveries outside of District boundaries. Diversions for George Ogram and Ogram Boys' Enterprises appear in the Arizona Supplemental tabulation.
- ⁷ Diversion and return values include pumpage from wells AEW-6,7,8,10,11,41, some of which deliver water for irrigation; others are operated to control groundwater elevation.
- ⁸ These values represent an estimate of the amount of diversion required by the Fort Yuma Indian Reservation for domestic purposes.
- ⁹ Diversion amounts include pumpage from wells AEW-15, 16, and the Cocopah Bend R.V. Park. The diversions reported on this line include deliveries to both the Cocopah Tribe's Trust and Fee lands.
- ¹⁰ Until comprehensive modeling of the Yuma area to determine how unmeasured returns are affected by pumping of the DPOC wellfield is complete, this pumpage is added to Arizona's measured returns and subtracted from Arizona's unmeasured returns.
- ¹¹ Details can be found on the Article V(B) Arizona Supplemental Tabulation page.

ARIZONA SUPPLEMENTAL TABULATION
CALENDAR YEAR 2013
STATE OF ARIZONA

WATER USER	5/15/14 USGS # ¹	(Values in acre-feet)												TOTAL
		JAN	FEB	MAR	APR	MAY	JUN	JUL	AUG	SEP	OCT	NOV	DEC	
Marble Canyon Company		1	0	0	1	1	1	2	2	2	1	1	0	12
SUBTOTAL, LEE FERRY TO DAVIS DAM ²	DIVERSION	1	0	0	1	1	1	2	2	2	1	1	0	12
	MEASURED RETURNS	0	0	0	0	0	0	0	0	0	0	0	0	0
	UNMEASURED RETURNS	0	0	0	0	0	0	1	1	1	1	0	0	4
	CONSUMPTIVE USE	1	0	0	1	1	1	1	1	1	0	1	0	8
Maurice McAlister (river intake)		0	0	1	1	1	1	1	1	1	1	1	1	10
Crystal Beach Water Conservation District		7	7	8	9	10	10	11	10	9	8	8	7	104
EPCOR		49	48	57	55	62	66	74	71	65	60	62	50	719
Arizona State Parks (Windsor Beach)		0	1	1	1	2	2	2	1	2	1	2	2	17
SUBTOTALS, DAVIS DAM TO PARKER DAM ²	DIVERSION	56	56	67	66	75	79	88	83	77	70	73	60	850
	MEASURED RETURNS	0	0	0	0	0	0	0	0	0	0	0	0	0
	UNMEASURED RETURNS	19	19	23	22	26	29	32	30	27	24	26	21	298
	CONSUMPTIVE USE	37	37	44	44	49	50	56	53	50	46	47	39	552
Hillcrest Water Company		1	1	1	1	1	2	1	2	1	1	1	1	14
Springs Del Sol Domestic Water Improvement District		0	0	1	1	0	0	1	1	0	1	0	0	5
Rayner Ranches ³	AEP-9	156	194	266	287	350	425	464	446	351	294	209	205	3,647
North Baja Pipeline		10	19	31	22	28	42	44	35	30	19	1	0	281
BLM Permitees (LHFO and YFO)		42	67	64	81	73	83	90	86	115	109	80	76	966
Fisher's Landing Water and Sewer LLC		2	2	2	3	4	4	4	4	3	2	4	2	36
Shepard Water Company		1	1	2	1	2	2	2	2	1	1	1	1	17
SUBTOTALS, PARKER DAM TO IMPERIAL DAM ²	DIVERSION	212	284	367	396	458	558	606	576	501	427	296	285	4,966
	MEASURED RETURNS	0	0	0	0	0	0	0	0	0	0	0	0	0
	UNMEASURED RETURNS	73	99	128	137	162	195	213	202	175	148	101	99	1,732
	CONSUMPTIVE USE	139	185	239	259	296	363	393	374	326	279	195	186	3,234
JRJ Partners LLC	AEP-1, AEW-3	51	32	80	124	112	70	120	110	32	105	111	107	1,064
Cha Cha LLC	AEP-2/3, AEW-4/5, ADW-3	109	81	149	143	233	255	216	214	185	57	95	42	1,759
Beattie Farms Southwest (Russell Youmans)	ADW-2	59	46	41	95	73	27	0	28	41	84	41	103	638
BLM Permitees (YFO)		1	0	4	4	7	10	10	18	7	2	0	0	63
L. Pratt (BLM Lessee) ³		10	12	16	18	21	26	28	27	22	18	13	13	224
George Ogram ⁴	AEW-9	33	36	33	37	37	75	77	37	35	40	39	0	479
Ogram Boys' Enterprises ⁴		27	69	177	177	108	83	68	45	39	62	52	14	920
John Peach ²	AEW-12	14	17	24	25	31	38	41	40	31	26	19	18	324
Arizona Public Service Company (Yucca Power Plant)		10	10	37	50	58	64	66	55	66	60	58	54	588
Monty Lee (BLM Lessee) ³	AEW-14, ADP-1	12	15	20	22	27	33	36	34	27	22	16	16	280
Armon Curtis ²	AEP-4	10	13	18	19	23	28	31	29	23	19	14	14	241
Power ²	ADP-3/4	17	21	29	31	38	47	51	49	38	32	23	23	399
Griffin Ranches ⁴		9	11	16	17	20	25	27	26	20	17	12	12	212
Milton Phillips ⁴		5	6	8	8	10	12	13	13	10	9	6	6	106
Victor Power ⁴		2	2	3	3	4	5	6	5	4	4	3	3	44
Gary Pasquinelli	ADP-5	20	19	23	29	18	11	0	0	74	44	25	19	282
SUBTOTALS, BELOW IMPERIAL DAM ²	DIVERSION	389	369	688	802	820	809	790	730	654	601	527	444	7,623
	MEASURED RETURNS	0	0	0	0	0	0	0	0	0	0	0	0	0
	UNMEASURED RETURNS	137	131	248	288	295	293	289	264	239	219	191	162	2,756
	CONSUMPTIVE USE	252	238	440	514	525	516	501	466	415	382	336	282	4,867
TOTAL ARIZONA SUPPLEMENTAL TABULATION ²	DIVERSION	658	709	1,122	1,265	1,354	1,447	1,486	1,391	1,234	1,099	897	789	13,451
	MEASURED RETURNS	0	0	0	0	0	0	0	0	0	0	0	0	0
	UNMEASURED RETURNS	229	249	399	447	483	517	535	497	442	392	318	282	4,790
	CONSUMPTIVE USE	429	460	723	818	871	930	951	894	792	707	579	507	8,661

Footnotes:

¹ References such as AEW/ADP/AEP are defined in Acronyms and Abbreviated Terms.

² Monthly and annual totals rounded and displayed to the nearest whole number.

³ Calculated by the USGS using field crop verification and ET methodologies.

⁴ George Ogram and Ogram Boys' Enterprises have water delivered (wheeled) to them by YID from the GGMC.

DIVERSIONS FROM MAINSTREAM-AVAILABLE RETURN FLOW
AND CONSUMPTIVE USE OF SUCH WATER
CALENDAR YEAR 2013
STATE OF CALIFORNIA

WATER USER	5/15/14	(Values in acre-feet)												TOTAL	
		JAN	FEB	MAR	APR	MAY	JUN	JUL	AUG	SEP	OCT	NOV	DEC		
FORT MOJAVE INDIAN RESERVATION															
AGRICULTURAL - RIVER PUMPS	DIVERSION	428	629	1,759	1,791	1,946	2,035	2,180	1,132	399	566	1,022	1,382	15,259	
DOMESTIC - WELLS	DIVERSION	3	2	2	4	4	5	6	4	4	4	2	2	42	
	MEASURED RETURNS	0	0	0	0	0	0	0	0	0	0	0	0	0	
	UNMEASURED RETURNS	199	292	814	829	901	943	1,010	525	182	263	473	640	7,071	
	CONSUMPTIVE USE	232	339	947	966	1,049	1,097	1,176	611	211	307	551	744	8,230	
CITY OF NEEDLES															
WELLS ²	DIVERSION	111	82	164	197	229	269	281	224	138	186	175	144	2,200	
	MEASURED RETURNS	24	22	23	25	27	24	28	28	26	29	26	30	312	
	UNMEASURED RETURNS	2	2	2	2	3	2	3	3	3	3	2	3	30	
	CONSUMPTIVE USE	85	58	139	170	199	243	250	193	109	154	147	111	1,858	
CHEMEHUEVI INDIAN RESERVATION															
PUMPED FROM RIVER AND WELLS	DIVERSION	20	11	15	17	20	24	28	23	20	18	16	14	226	
	MEASURED RETURNS	0	0	0	0	0	0	0	0	0	0	0	0	0	
	UNMEASURED RETURNS	9	5	7	8	9	11	13	11	9	8	7	6	103	
	CONSUMPTIVE USE	11	6	8	9	11	13	15	12	11	10	9	8	123	
METROPOLITAN WATER DISTRICT															
DIVERSION FROM LAKE HAVASU	DIVERSION	57,146	7,378	97,929	84,474	97,143	103,862	100,496	99,033	91,631	98,945	77,244	100,525	1,015,806	
	MEASURED RETURNS	278	252	274	255	284	244	232	236	253	249	253	281	3,091	
	UNMEASURED RETURNS	0	0	0	0	0	0	0	0	0	0	0	0	0	
	CONSUMPTIVE USE	56,868	7,126	97,655	84,219	96,859	103,618	100,264	98,797	91,378	98,696	76,991	100,244	1,012,715	
PARKER DAM AND GOVERNMENT CAMP															
DIVERSION AT PARKER DAM ³	DIVERSION	6	3	5	11	12	13	15	16	11	10	9	5	116	
	MEASURED RETURNS	0	0	0	0	0	0	0	0	0	0	0	0	0	
	UNMEASURED RETURNS	0	0	0	0	0	0	0	0	0	0	0	0	0	
	CONSUMPTIVE USE	6	3	5	11	12	13	15	16	11	10	9	5	116	
COLORADO RIVER INDIAN RESERVATION															
RIVER PUMPS AND WELLS ³	DIVERSION	202	253	345	373	455	553	603	580	456	382	271	267	4,740	
BIG RIVER - WELLS	DIVERSION	34	33	45	48	58	62	62	62	52	50	38	31	575	
	MEASURED RETURNS	0	0	0	0	0	0	0	0	0	0	0	0	0	
	UNMEASURED RETURNS	98	119	163	175	214	256	277	268	212	180	129	124	2,215	
	CONSUMPTIVE USE	138	167	227	246	299	359	388	374	296	252	180	174	3,100	
PALO VERDE IRRIGATION DISTRICT															
DIVERSION AT PALO VERDE DAM	DIVERSION	38,430	55,930	83,250	89,060	116,100	117,500	109,200	109,400	86,740	74,800	42,820	49,040	972,270	
	MEASURED RETURNS	31,162	31,730	38,865	39,578	44,269	43,883	46,482	44,771	43,380	44,543	39,727	35,867	484,257	
	UNMEASURED RETURNS	2,152	3,132	4,662	4,987	6,502	6,580	6,115	6,126	4,857	4,189	2,398	2,746	54,446	
	CONSUMPTIVE USE	5,116	21,068	39,723	44,495	65,329	67,037	56,603	58,503	38,503	26,068	695	10,427	433,567	
YUMA PROJECT RESERVATION DIVISION, INDIAN UNIT															
DIVERSION AT IMPERIAL DAM	DIVERSION	1,795	2,497	4,901	7,462	5,259	3,628	2,490	4,550	3,044	4,817	3,316	2,608	46,367	
DOMESTIC ⁴	DIVERSION	34	42	58	63	76	93	101	97	77	64	45	45	795	
	MEASURED RETURNS	44	69	73	130	120	78	79	87	113	119	122	98	1,132	
	UNMEASURED RETURNS	305	424	828	1,257	891	621	433	776	521	815	561	443	7,875	
YUMA PROJECT RESERVATION DIVISION, BARD UNIT															
DIVERSION AT IMPERIAL DAM	DIVERSION	2,726	2,599	5,407	6,571	5,319	4,946	4,760	4,179	3,116	4,425	2,929	2,535	49,512	
	MEASURED RETURNS	37	36	44	67	70	65	79	50	68	61	56	54	687	
	UNMEASURED RETURNS	455	434	903	1,097	888	826	795	698	520	739	489	423	8,267	
RETURNS FROM YUMA PROJECT															
RESERVATION DIVISION ⁵	MEASURED RETURNS	2,230	1,524	2,033	2,410	2,552	2,457	2,724	2,384	2,730	2,882	2,469	1,354	27,749	
SUM, YUMA PROJECTS, RESERVATION DIVISION USE	CONSUMPTIVE USE	1,484	2,651	6,485	9,135	6,133	4,620	3,241	4,831	2,285	4,690	2,593	2,816	50,964	
CITY OF WINTERHAVEN															
1 WELL	DIVERSION	11	7	10	9	8	9	10	9	7	8	8	7	103	
	MEASURED RETURNS	0	0	0	0	0	0	0	0	0	0	0	0	0	
	UNMEASURED RETURNS	4	2	3	3	3	3	3	3	2	3	3	2	34	
	CONSUMPTIVE USE	7	5	7	6	5	6	7	6	5	5	5	5	69	

DIVERSIONS FROM MAINSTREAM-AVAILABLE RETURN FLOW
AND CONSUMPTIVE USE OF SUCH WATER
CALENDAR YEAR 2013
STATE OF CALIFORNIA

WATER USER	5/15/14	(Values in acre-feet)												TOTAL ¹	
		JAN	FEB	MAR	APR	MAY	JUN	JUL	AUG	SEP	OCT	NOV	DEC		
IMPERIAL IRRIGATION DISTRICT															
DIVERSION AT IMPERIAL DAM	DIVERSION	128,295	138,943	246,298	291,516	294,139	276,919	265,914	222,207	184,563	224,741	142,898	119,019	2,535,452	
	MEASURED RETURNS	4,986	5,788	5,981	8,177	10,944	10,186	12,638	7,806	10,916	8,838	8,466	7,205	101,941	
	UNMEASURED RETURNS	0	0	0	0	0	0	0	0	0	0	0	0	0	
DELIVERY FROM WARREN H. BROCK RESERVOIR ⁶	CONSUMPTIVE USE	8,682	12,790	8,684	15,584	16,687	12,189	9,447	2,227	3,072	6,938	8,374	16,669	121,343	
IID TOTAL CONSUMPTIVE USE	CONSUMPTIVE USE	131,981	145,945	249,001	298,923	299,882	278,922	262,723	216,628	176,719	222,841	142,806	128,483	2,554,854	
WATER TRANSFERRED TO SDCWA FOR MITIGATION ⁷	DIVERSION	4,035	4,805	1,271	2,523	1,635	3,038	2,786	2,837	18,856	20,212	13,017	0	75,015	
	MEASURED RETURNS	157	200	31	71	61	112	132	100	1,115	795	771	0	3,545	
	CONSUMPTIVE USE	3,878	4,605	1,240	2,452	1,574	2,926	2,654	2,737	17,741	19,417	12,246	0	71,470	
COACHELLA VALLEY WATER DISTRICT															
DIVERSION AT IMPERIAL DAM	DIVERSION	17,345	19,993	26,925	31,959	35,336	35,299	35,528	34,905	29,258	28,212	27,872	22,972	345,604	
	MEASURED RETURNS	675	833	654	896	1,315	1,298	1,689	1,226	1,730	1,109	1,651	1,391	14,467	
	UNMEASURED RETURNS	0	0	0	0	0	0	0	0	0	0	0	0	0	
	CONSUMPTIVE USE	16,670	19,160	26,271	31,063	34,021	34,001	33,839	33,679	27,528	27,103	26,221	21,581	331,137	
OTHER USERS PUMPING FROM THE COLORADO RIVER AND WELLS IN THE FLOOD PLAIN, FROM DAVIS DAM TO THE INTERNATIONAL BOUNDARY ⁸	DIVERSION	591	704	984	1,209	1,374	1,680	1,590	1,568	1,393	1,054	830	740	13,707	
	MEASURED RETURNS	9	11	15	16	20	24	27	25	20	17	12	12	208	
	UNMEASURED RETURNS	252	301	425	522	597	725	686	676	602	454	356	317	5,913	
	CONSUMPTIVE USE	330	392	544	671	757	931	877	867	761	583	462	411	7,586	
CALIFORNIA TOTALS	DIVERSION	251,212	233,911	469,368	517,287	559,113	549,935	526,050	480,826	419,745	458,494	312,512	299,336	5,077,789	
	MEASURED RETURNS	39,612	40,465	47,993	51,625	59,662	58,371	64,110	56,713	60,351	58,642	53,553	46,292	637,389	
	UNMEASURED RETURNS	3,476	4,711	7,807	8,880	10,008	9,967	9,335	9,086	6,908	6,654	4,418	4,704	85,954	
	CONSUMPTIVE USE	216,806	201,525	422,252	472,366	506,130	493,786	462,052	417,254	355,558	400,136	262,915	265,009	4,475,789	

Note: The term 'CONSUMPTIVE USE' in this tabulation means diversions including underground pumping, less measured and unmeasured return flow to the river.

Footnotes:

¹ Totals may differ from the sum of the monthly values due to rounding to the nearest acre-foot.

² All or a portion of this Colorado River use is offset by pumping from the LCWSP. Details shown in the LCWSP section of this report.

³ Some or all of the diversions are reported as an annual total by the water user but have been distributed monthly by Reclamation according to best estimates.

⁴ These values represent an estimate of the amount of diversions required by the YPRD Indian Unit to provide domestic water service for users within the Reservation.

⁵ Unassigned measured returns include drainage from the Indian Unit and the Bard Unit in the Reservation Division but excludes seepage from the AAC.

⁶ Colorado River water captured in the Warren H. Brock Reservoir and delivered to IID as consumptive use. Flow measurement is made at the Brock Reservoir outlet channel, Station 21+36.

⁷ This entry represents water conserved by IID and transferred to SDCWA for Salton Sea mitigation purposes in accordance with the CRWDA, Exhibit B, Column 7, and the IID/SDCWA Water Transfer Agreement, as amended.

⁸ Details can be found on the Article V(B) California Supplemental Tabulation page.

CALIFORNIA SUPPLEMENTAL TABULATION
 CALENDAR YEAR 2013
 STATE OF CALIFORNIA

WATER USER	USGS# ¹	5/15/14												TOTAL
		JAN	FEB	MAR	APR	MAY	JUN	JUL	AUG	SEP	OCT	NOV	DEC	
(Values in acre-feet)														
Southern California Gas ²	CEW-21	2	3	4	4	5	7	7	7	5	5	3	3	55
Pacific Gas and Electric Company ²		9	11	15	17	20	24	27	26	20	17	12	12	210
Havasu Water Company ²		2	2	3	3	4	5	5	5	4	3	3	2	41
Vista Del Lago ²		1	2	1	0	3	2	2	2	1	3	1	1	19
Wells reported under non-Federal subcontracts to LCWSP ²		13	16	22	23	28	35	37	36	28	24	17	17	286
SUBTOTALS, DAVIS DAM TO PARKER DAM ³	DIVERSION	27	34	45	47	80	73	78	76	58	52	36	35	621
	MEASURED RETURNS ⁴	9	11	15	16	20	24	27	25	20	17	12	12	208
	UNMEASURED RETURNS	6	8	11	10	13	17	18	17	14	11	8	9	142
	CONSUMPTIVE USE	12	15	20	20	27	32	34	34	24	24	15	14	271
Wetmore, Kenneth C.		0	0	0	0	1	1	1	1	1	0	0	0	5
Williams, Jerry O. & Deloris P.		0	0	0	0	0	0	0	0	0	0	0	0	0
Carney, Jerome D.		0	0	0	0	0	0	0	0	0	0	0	0	0
Wetmore, Mark M.		0	0	1	1	1	1	1	1	1	1	1	0	9
Citrus Ranch (C.L. Lye)	CEW-16	0	0	0	0	0	0	0	0	0	0	0	0	0
Lake Enterprises		1	1	2	1	0	1	1	0	0	0	0	0	7
BLM Permittees ²		20	26	30	36	23	42	41	44	30	28	24	24	368
SUBTOTALS, PARKER DAM TO IMPERIAL DAM ³	DIVERSION	21	27	33	38	25	45	44	46	32	29	25	24	389
	MEASURED RETURNS	0	0	0	0	0	0	0	0	0	0	0	0	0
	UNMEASURED RETURNS	4	7	8	10	7	11	11	12	10	6	6	5	97
	CONSUMPTIVE USE	17	20	25	28	18	34	33	34	22	23	19	19	292
FORT YUMA INDIAN RESERVATION - CA														
Living Earth Farm ⁵	CEW-2, CDP-3	35	44	60	65	79	96	105	101	80	67	47	47	826
MivCo Packing ⁵	CEW-14	9	11	15	16	20	24	26	26	20	17	12	12	208
Valdez, Mike ⁵	CDP-1,2, CEW-01, CEW-15	63	79	107	116	142	172	188	180	142	119	84	83	1,475
Ranch "S" Lands, Yuma Island, CA ⁶	AAC diversion	51	25	67	217	179	215	0	34	182	43	109	30	1,152
Huerta Packing ⁷	CDP-6/7	0	0	0	0	0	0	0	0	0	0	0	0	0
SUM OF PUMPING ON FYIR, CALIFORNIA ³	DIVERSION	158	159	249	414	420	507	319	341	424	246	252	172	3,661
SUM OF UNMEASURED RETURNS, FYIR, CALIFORNIA	UNMEASURED RETURNS	71	71	112	185	187	227	143	152	188	110	113	77	1,636
YUMA ISLAND - CALIFORNIA														
Arizona State Land Department Lessees: ⁵														
Curtis Family Trust	AEP-02, AEP-03, AEW-04, AEW-05, ADW-03	0	0	0	0	0	0	0	0	0	0	0	0	0
Martin Family Trust	CEP-01,02, CDW-07	42	53	72	77	95	115	125	120	95	79	56	55	984
Billy Turner	CDW-5, CEW-7	13	16	22	23	28	34	38	36	28	24	17	17	296
Leroy Heile	CDW-8 (CEW-12)	62	78	107	115	141	171	186	179	141	118	84	82	1,464
Griffin Produce Company	CDW-2	18	23	31	33	41	49	54	52	41	34	24	24	424
Dulin Farms		27	34	47	50	61	74	81	78	61	52	37	36	638
Perez Family Trust	CEW-9	26	32	44	47	57	70	76	73	57	48	34	34	598
Cifford Winton Jr. ⁷	CEW-13	12	15	20	22	27	33	35	34	27	22	16	16	279
Clara Jean Wilson ⁷		6	7	10	11	13	16	18	17	13	11	8	8	138
Robert E. Harp ⁷		48	60	82	89	109	132	144	139	109	91	65	64	1,132
K.H. Easterday		41	52	70	76	93	113	123	118	93	78	55	55	967
Richard Lee Wilson		12	16	21	23	28	34	37	36	28	23	17	16	291
Dees, Alex		39	49	66	72	88	107	116	112	88	74	52	51	914
Mike Palmer (L.O. Power)		39	49	66	72	88	106	116	111	88	73	52	51	911
SUM OF PUMPING ON THE YUMA ISLAND, CALIFORNIA ³	DIVERSION	385	484	658	710	869	1,054	1,149	1,105	869	727	517	509	9,036
SUM OF UNMEASURED RETURNS, YUMA ISLAND - CALIFORNIA	UNMEASURED RETURNS	171	215	294	318	389	469	514	495	390	328	229	226	4,038
SUBTOTALS, ALL USES BELOW IMPERIAL DAM	DIVERSION	543	643	907	1,124	1,289	1,561	1,468	1,446	1,293	973	769	681	12,697
	MEASURED RETURNS	0	0	0	0	0	0	0	0	0	0	0	0	0
	UNMEASURED RETURNS	242	286	406	503	576	696	657	647	578	438	342	303	5,674
	CONSUMPTIVE USE	301	357	501	621	713	865	811	799	715	535	427	378	7,023
TOTAL CALIFORNIA SUPPLEMENTAL TABULATION	DIVERSION	591	704	984	1,209	1,374	1,680	1,590	1,568	1,383	1,054	830	740	13,707
	MEASURED RETURNS	9	11	15	16	20	24	27	25	20	17	12	12	208
	UNMEASURED RETURNS	252	301	425	522	587	725	686	676	602	454	356	317	5,913
	CONSUMPTIVE USE	330	392	545	670	757	931	878	867	761	583	461	411	7,586

CALIFORNIA SUPPLEMENTAL TABULATION
 CALENDAR YEAR 2013
 STATE OF CALIFORNIA

5/15/14

(Values in acre-feet)

WATER USER	USGS# ¹	JAN	FEB	MAR	APR	MAY	JUN	JUL	AUG	SEP	OCT	NOV	DEC	TOTAL
------------	--------------------	-----	-----	-----	-----	-----	-----	-----	-----	-----	-----	-----	-----	-------

Footnotes:

- ¹ References such as CDW/CDP/CEP are defined in Acronyms and Abbreviated Terms.
- ² Tabulated use is offset by pumping from the LCWSP. Details shown in the LCWSP section of this report.
- ³ Monthly and annual totals rounded to the nearest whole number.
- ⁴ This measured return is provided to Pacific Gas and Electric Company alone for water that has been diverted and reinjected as part of its Topock Groundwater Remediation Project.
- ⁵ Calculated by the USGS using field crop verification and ET methodologies.
- ⁶ Surface water diversions from the AAC through Bard Water District. Diversion calculated by prorating total measured delivery by irrigated acreage in each state.
- ⁷ Acreage irrigated by co-mingled diversions from multiple wells. Diversion calculated by prorating total measured delivery by irrigated acreage in each state.

DIVERSIONS FROM MAINSTREAM-AVAILABLE RETURN FLOW
AND CONSUMPTIVE USE OF SUCH WATER
CALENDAR YEAR 2013
STATE OF NEVADA

WATER USER	5/15/14	(Values in acre-feet)												TOTAL ¹
		JAN	FEB	MAR	APR	MAY	JUN	JUL	AUG	SEP	OCT	NOV	DEC	
BOULDER CANYON PROJECT DIVERSION AT HOOVER DAM	DIVERSION	2	2	3	3	3	3	3	3	4	3	3	3	35
	MEASURED RETURNS	1	1	1	2	2	2	2	2	1	2	1	19	
	UNMEASURED RETURNS	0	0	0	0	0	0	0	0	0	0	0	0	
	CONSUMPTIVE USE	1	1	2	1	1	1	1	1	2	2	1	2	16
ROBERT B. GRIFFITH WATER PROJECT DIVERSION AT SADDLE ISLAND, LAKE MEAD	DIVERSION	25,090	23,610	31,114	34,521	41,645	41,040	44,292	42,315	31,807	35,280	26,784	23,760	401,258
LAKE MEAD NATIONAL RECREATION AREA DIVERSIONS FROM LAKE MEAD	DIVERSION	24	23	27	32	42	47	49	51	40	30	29	28	422
	MEASURED RETURNS	0	0	0	0	0	0	0	0	0	0	0	0	0
	UNMEASURED RETURNS	0	0	0	0	0	0	0	0	0	0	0	0	0
	CONSUMPTIVE USE	24	23	27	32	42	47	49	51	40	30	29	28	422
LAKE MEAD NATIONAL RECREATION AREA DIVERSION FROM LAKE MOHAVE (COTTONWOOD)	DIVERSION	11	10	11	10	16	18	22	17	14	15	12	10	166
	MEASURED RETURNS	0	0	0	0	0	0	0	0	0	0	0	0	0
	UNMEASURED RETURNS	0	0	0	0	0	0	0	0	0	0	0	0	0
	CONSUMPTIVE USE	11	10	11	10	16	18	22	17	14	15	12	10	166
BASIC WATER COMPANY DIVERSION AT SADDLE ISLAND, LAKE MEAD	DIVERSION	307	283	304	315	426	440	649	738	544	493	443	425	5,367
	MEASURED RETURNS	0	0	0	0	0	0	0	0	0	0	0	0	0
	UNMEASURED RETURNS	0	0	0	0	0	0	0	0	0	0	0	0	0
	CONSUMPTIVE USE	307	283	304	315	426	440	649	738	544	493	443	425	5,367
CITY OF HENDERSON DIVERSION AT SADDLE ISLAND, LAKE MEAD	DIVERSION	1,118	1,054	1,322	1,489	1,751	1,816	1,062	1,140	1,109	1,591	1,272	1,055	15,779
	MEASURED RETURNS	0	0	0	0	0	0	0	0	0	0	0	0	0
	UNMEASURED RETURNS	0	0	0	0	0	0	0	0	0	0	0	0	0
	CONSUMPTIVE USE	1,118	1,054	1,322	1,489	1,751	1,816	1,062	1,140	1,109	1,591	1,272	1,055	15,779
NEVADA DEPARTMENT OF FISH & GAME DIVERSION AT SADDLE ISLAND, LAKE MEAD	DIVERSION	25	25	25	33	33	33	33	33	33	30	30	30	363
	MEASURED RETURNS	24	24	24	33	32	33	32	32	33	29	29	29	354
	UNMEASURED RETURNS	0	0	0	0	0	0	0	0	0	0	0	0	0
	CONSUMPTIVE USE	1	1	1	0	1	0	1	1	0	1	1	1	9
PACIFIC COAST BUILDING PRODUCTS INC. DIVERSION AT GYPSUM WASH, LAKE MEAD	DIVERSION	84	78	68	67	69	85	75	89	78	89	85	56	923
	MEASURED RETURNS	0	0	0	0	0	0	0	0	0	0	0	0	0
	UNMEASURED RETURNS	0	0	0	0	0	0	0	0	0	0	0	0	0
	CONSUMPTIVE USE	84	78	68	67	69	85	75	89	78	89	85	56	923
BIG BEND WATER DISTRICT	DIVERSION	274	263	314	338	384	408	462	433	369	358	277	254	4,134
	MEASURED RETURNS	148	146	173	169	166	170	205	192	169	156	139	125	1,958
	UNMEASURED RETURNS	0	0	0	0	0	0	0	0	0	0	0	0	0
	CONSUMPTIVE USE	126	117	141	169	218	238	257	241	200	202	138	129	2,176
BIG BEND CONSERVATION AREA	DIVERSION	0	0	0	0	0	0	0	0	0	0	0	0	0
	MEASURED RETURNS	0	0	0	0	0	0	0	0	0	0	0	0	0
	UNMEASURED RETURNS	0	0	0	0	0	0	0	0	0	0	0	0	0
	CONSUMPTIVE USE	0	0	0	0	0	0	0	0	0	0	0	0	0
FORT MOJAVE INDIAN RESERVATION 2 WELLS	DIVERSION	102	319	373	370	664	804	633	797	404	411	142	93	5,112
	MEASURED RETURNS	0	0	0	0	0	0	0	0	0	0	0	0	0
	UNMEASURED RETURNS	34	105	123	122	219	265	209	263	133	136	47	31	1,687
	CONSUMPTIVE USE	68	214	250	248	445	539	424	534	271	275	95	62	3,425
LAS VEGAS WASH RETURN FLOWS ²	RETURNS	17,865	16,921	17,940	16,102	16,538	15,545	17,682	17,589	17,886	18,094	17,106	16,710	205,978
NEVADA TOTALS	DIVERSION	27,037	25,667	33,561	37,178	45,033	44,894	47,280	45,616	34,402	38,300	29,077	25,714	433,559
	MEASURED RETURNS	18,038	17,092	18,138	16,306	16,738	15,750	17,921	17,815	18,090	18,280	17,276	16,865	208,309
	UNMEASURED RETURNS	34	105	123	122	219	265	209	263	133	136	47	31	1,687
	CONSUMPTIVE USE	8,965	8,470	15,300	20,750	28,076	28,679	29,150	27,538	16,179	19,884	11,754	8,818	223,563

DIVERSIONS FROM MAINSTREAM-AVAILABLE RETURN FLOW
AND CONSUMPTIVE USE OF SUCH WATER
CALENDAR YEAR 2013
STATE OF NEVADA

WATER USER	5/15/14	(Values in acre-feet)												TOTAL ¹		
		JAN	FEB	MAR	APR	MAY	JUN	JUL	AUG	SEP	OCT	NOV	DEC			
GROUNDWATER INJECTED STORAGE³																
LAS VEGAS VALLEY WATER DISTRICT	INJECTED	0	0	0	0	0	0	0	0	0	0	0	0	0	0	0
	WITHDRAWN	0	0	0	0	0	0	0	0	0	0	135	104	105		344
CITY OF NORTH LAS VEGAS	INJECTED	0	0	0	0	0	0	0	0	0	0	0	0	0	0	0
	WITHDRAWN	0	0	0	0	0	0	0	0	0	0	0	0	0	0	0

Note: The term 'CONSUMPTIVE USE' in this tabulation means diversions including underground pumping, less measured and unmeasured return flow to the river.

Footnotes:

¹ Totals may differ from the sum of the monthly values due to rounding to the nearest acre-foot.

² Estimated return based on historic use method adopted by the Task Force on Unmeasured Return Flows on August 28, 1984, and revised as noted in the Reclamation letter to SNWA and CRCN dated December 12, 2007.

³ Nevada Injected Storage Balance:	Beginning of Year Cumulative Injected Storage ^{3,1}	361,251
	Plus Current Year Additions	0
	Minus Current Year Withdrawals	344
	End of Year Cumulative Injected Storage	360,907

^{3,1} Colorado River water injected into groundwater storage is accounted for as a consumptive use in the year in which it is diverted from the Colorado River. It will not be accounted for as a consumptive use in the year in which it is withdrawn from storage, but because it originated as Colorado River water it will be accounted for as a return flow credit in the year in which it returns to the Colorado River.

ARTICLE V(C): RECORDS FOR THE DISPOSITION OF WATER ORDERED BUT NOT DIVERTED

In accordance with Article V(C) of the Consolidated Decree of the United States Supreme Court in *Arizona v. California* 547 U.S. 150 (2006), the tabulations in this section document records of releases of mainstream water pursuant to orders therefor but not diverted by the party ordering the same, and the quantity of such water delivered to Mexico in satisfaction of the 1944 Mexican Treaty or diverted by others in satisfaction of decreed rights.

In addition to the requirements of the Decree, the tabulations provided herewith also document quantities of such water passing to Mexico in excess of treaty requirements and quantities captured in storage in federally-operated facilities.

Water ordered but not diverted is the difference between the approved daily order and the mean daily delivery on the day the diversion was made. Daily orders are provided to Reclamation in advance of the delivery date by the amount of time required for water to travel between the storage location and the user's point of diversion from the mainstream.

To the extent possible, water ordered but not diverted was delivered to other diverters in satisfaction of their water rights. Any remaining water ordered but not diverted was distributed between delivery to storage, delivery to Mexico in satisfaction of treaty requirements and finally, to Mexico in excess of treaty requirements.

The water users listed in this tabulation are major water users from whom Reclamation receives a daily water order and, with the exception of CAP and MWD, are those that divert their water downstream of Parker Dam. Currently, no daily orders are received from Nevada for diversion from the Colorado River therefore no Nevada tabulation is made. In addition, the storage capacity of Lake Mead is large enough in relation to Nevada's daily diversions from the reservoir that any water ordered but not diverted would be retained for future use and would not pass to Mexico in excess of treaty requirements.

The "Passing to Mexico in Excess of Treaty" values displayed in this section of the report reflect the sum of the daily amounts of water passing to Mexico in excess of the daily treaty amount, according to IBWC's schedule, resulting from water that had been ordered but not diverted. The "To Mexico in Excess of Treaty" values displayed in the Article V (D) section reflect all water under/over delivered to Mexico according to IBWC's schedule. The information provided in Article V(C) is unrelated to information provided in Article V(D) and comparisons between the tabulations should not be made.

WATER ORDERED BUT NOT DIVERTED
CALENDAR YEAR 2013
STATE OF ARIZONA

WATER USER	5/15/14	(Values in acre-feet)											TOTAL
	JAN	FEB	MAR	APR	MAY	JUN	JUL	AUG	SEP	OCT	NOV	DEC	
CENTRAL ARIZONA PROJECT, DIVERSION AT LAKE HAVASU													
ORDERED BUT NOT DIVERTED	1,150	-201	-153	-502	-1,521	-186	-11	458	533	56	715	150	489
DELIVERED TO MEXICO IN SATISFACTION OF TREATY													
DIVERTED BY OTHERS DELIVERED TO STORAGE ¹	1,150	-201	-153	-502	-1,521	-186	-11	458	533	56	715	150	489
PASSING TO MEXICO IN EXCESS OF TREATY	0	0	0	0	0	0	0	0	0	0	0	0	0
COLORADO RIVER INDIAN RESERVATION, DIVERSION AT HEADGATE ROCK													
ORDERED BUT NOT DIVERTED	1,878	3,961	4,987	5,183	5,488	3,503	4,489	5,147	4,320	4,090	1,706	1,353	46,104
DELIVERED TO MEXICO IN SATISFACTION OF TREATY	500	1,969	1,931	2,461	1,661	489	2,283	1,190	2,298	2,208	1,189	611	18,791
DIVERTED BY OTHERS DELIVERED TO STORAGE ¹	350	1,359	1,972	2,370	3,352	2,605	1,241	2,637	812	515	212	544	17,968
PASSING TO MEXICO IN EXCESS OF TREATY	723	173	921	241	308	361	546	764	544	349	156	173	5,258
	306	460	163	111	167	48	419	556	666	1,018	149	25	4,087
NORTH GILA VALLEY I.D.D., DIVERSION AT IMPERIAL DAM													
ORDERED BUT NOT DIVERTED	944	505	987	477	1,217	993	1,089	547	612	192	1,379	578	9,521
DELIVERED TO MEXICO IN SATISFACTION OF TREATY	198	326	393	254	400	73	610	112	372	87	1,006	245	4,076
DIVERTED BY OTHERS DELIVERED TO STORAGE ¹	141	128	435	187	716	762	266	211	72	32	214	261	3,424
PASSING TO MEXICO IN EXCESS OF TREATY	180	27	122	26	75	138	126	140	81	20	68	60	1,063
	425	24	37	10	27	20	86	84	87	53	91	11	957
GILA MONSTER FARMS, DIVERSION AT IMPERIAL DAM													
ORDERED BUT NOT DIVERTED	714	578	578	442	238	243	515	658	369	554	667	570	6,126
DELIVERED TO MEXICO IN SATISFACTION OF TREATY	171	275	219	202	104	47	284	140	192	292	400	232	2,560
DIVERTED BY OTHERS DELIVERED TO STORAGE ¹	246	241	264	205	111	158	158	316	70	78	183	236	2,265
PASSING TO MEXICO IN EXCESS OF TREATY	140	40	70	28	17	37	37	101	35	51	37	88	680
	158	23	24	7	6	1	36	101	71	133	47	14	620
WELLTON-MOHAWK I.D.D., DIVERSION AT IMPERIAL DAM													
ORDERED BUT NOT DIVERTED	2,764	2,501	2,336	2,920	3,065	1,097	6,290	2,455	3,848	5,757	7,248	5,855	46,138
DELIVERED TO MEXICO IN SATISFACTION OF TREATY	729	1,442	1,046	1,726	736	262	2,992	867	2,532	2,779	5,146	2,539	22,795
DIVERTED BY OTHERS DELIVERED TO STORAGE ¹	416	683	1,018	946	1,982	732	1,155	605	280	776	1,020	2,419	12,031
PASSING TO MEXICO IN EXCESS OF TREATY	449	271	173	169	248	98	551	654	410	731	435	688	4,878
	1,170	106	100	79	99	5	1,593	329	626	1,471	646	210	6,434
YUMA IRRIGATION DISTRICT, DIVERSION AT IMPERIAL DAM													
ORDERED BUT NOT DIVERTED	640	364	510	659	621	283	999	422	257	457	1,044	236	6,494
DELIVERED TO MEXICO IN SATISFACTION OF TREATY	197	206	242	375	202	54	518	68	130	231	656	112	2,990
DIVERTED BY OTHERS DELIVERED TO STORAGE ¹	66	135	123	226	373	192	216	94	26	65	232	94	1,842
PASSING TO MEXICO IN EXCESS OF TREATY	127	20	116	34	32	33	97	201	15	61	76	24	836
	250	3	29	24	15	4	167	59	87	100	81	6	825

WATER ORDERED BUT NOT DIVERTED
 CALENDAR YEAR 2013
 STATE OF ARIZONA

WATER USER	5/15/14	(Values in acre-feet)											
	JAN	FEB	MAR	APR	MAY	JUN	JUL	AUG	SEP	OCT	NOV	DEC	TOTAL
YUMA MESA I.D.D., DIVERSION AT IMPERIAL DAM													
ORDERED BUT NOT DIVERTED	3,573	1,692	1,584	1,660	1,494	869	2,816	6,553	3,157	3,029	3,686	3,193	33,306
DELIVERED TO MEXICO IN SATISFACTION OF TREATY	1,133	1,076	1,033	831	529	352	1,308	1,252	1,930	1,761	2,251	1,581	15,037
DIVERTED BY OTHERS	820	465	288	747	842	381	611	1,893	431	293	921	1,004	8,696
DELIVERED TO STORAGE ¹	438	65	213	49	86	126	424	678	274	252	301	514	3,422
PASSING TO MEXICO IN EXCESS OF TREATY	1,181	88	49	33	37	10	473	2,729	522	723	213	93	6,153
UNIT "B" IRRIGATION DISTRICT, DIVERSION AT IMPERIAL DAM													
ORDERED BUT NOT DIVERTED	517	310	379	356	426	364	662	953	849	752	1,198	370	7,134
DELIVERED TO MEXICO IN SATISFACTION OF TREATY	183	200	164	139	165	81	434	207	533	506	863	179	3,655
DIVERTED BY OTHERS	73	50	118	199	227	264	108	213	74	63	251	97	1,739
DELIVERED TO STORAGE ¹	44	19	82	13	19	16	72	135	95	29	53	75	652
PASSING TO MEXICO IN EXCESS OF TREATY	217	40	16	5	14	3	47	397	146	153	31	19	1,089
YUMA COUNTY WATER USERS' ASSOCIATION, DIVERSION AT IMPERIAL DAM													
ORDERED BUT NOT DIVERTED	6,270	5,579	4,363	1,817	4,285	1,508	5,574	3,081	4,776	6,974	9,763	1,728	55,718
DELIVERED TO MEXICO IN SATISFACTION OF TREATY	1,485	3,131	1,678	950	1,008	252	2,390	949	2,606	3,893	6,083	489	24,917
DIVERTED BY OTHERS	920	1,707	1,732	826	3,021	1,148	1,944	924	875	941	1,978	711	16,727
DELIVERED TO STORAGE ¹	1,530	185	846	28	162	99	556	440	415	522	810	499	6,094
PASSING TO MEXICO IN EXCESS OF TREATY	2,335	556	105	13	94	8	684	768	879	1,619	893	29	7,981
ARIZONA TOTALS													
ORDERED BUT NOT DIVERTED	18,452	15,290	15,572	13,013	15,313	8,674	22,424	20,274	18,721	21,861	27,405	14,031	211,030
DELIVERED TO MEXICO IN SATISFACTION OF TREATY	4,596	8,623	6,707	6,939	4,806	1,809	10,819	4,787	10,594	11,757	17,594	5,988	94,819
DIVERTED BY OTHERS	3,032	4,767	5,949	5,706	10,623	6,241	5,700	6,893	2,639	2,764	5,010	5,365	64,691
DELIVERED TO STORAGE ¹	4,781	599	2,393	86	-575	723	2,398	3,570	2,403	2,071	2,652	2,271	23,373
PASSING TO MEXICO IN EXCESS OF TREATY	6,042	1,300	523	281	459	100	3,506	5,024	3,084	5,270	2,150	407	28,147

¹ Delivered to temporary storage in Senator Wash Reservoir.

WATER ORDERED BUT NOT DIVERTED
 CALENDAR YEAR 2013
 STATE OF CALIFORNIA

WATER USER	(Values in acre-feet)												TOTAL	
	5/15/14	JAN	FEB	MAR	APR	MAY	JUN	JUL	AUG	SEP	OCT	NOV		DEC
METROPOLITAN WATER DISTRICT, DIVERSION AT LAKE HAVASU														
ORDERED BUT NOT DIVERTED		-82	588	1,602	-2,638	2,342	1,988	142	-131	765	-458	1,106	-1,073	4,151
DELIVERED TO MEXICO IN SATISFACTION OF TREATY														
DIVERTED BY OTHERS														
DELIVERED TO STORAGE ¹		-82	588	1,602	-2,638	2,342	1,988	142	-131	765	-458	1,106	-1,073	4,151
PASSING TO MEXICO IN EXCESS OF TREATY		0	0	0	0	0	0	0	0	0	0	0	0	0
PALO VERDE IRRIGATION DISTRICT, DIVERSION AT PALO VERDE DAM														
ORDERED BUT NOT DIVERTED		395	244	179	823	30	79	1,150	744	1,745	712	772	417	7,289
DELIVERED TO MEXICO IN SATISFACTION OF TREATY		236	194	0	488	23	0	676	326	819	410	329	221	3,722
DIVERTED BY OTHERS		58	41	179	296	4	27	52	82	207	52	372	54	1,423
DELIVERED TO STORAGE ¹		23	5	0	28	0	53	129	182	280	74	39	129	941
PASSING TO MEXICO IN EXCESS OF TREATY		78	4	0	11	2	0	294	154	440	176	31	13	1,204
YUMA PROJECT RESERVATION DIVISION, DIVERSION AT IMPERIAL DAM														
ORDERED BUT NOT DIVERTED		3,383	2,984	754	548	1,975	1,116	1,749	2,000	2,668	1,413	4,499	3,560	26,648
DELIVERED TO MEXICO IN SATISFACTION OF TREATY		1,002	1,704	214	278	583	216	788	448	1,452	780	2,873	1,352	11,690
DIVERTED BY OTHERS		1,078	896	256	212	1,223	813	573	628	481	202	1,031	1,526	8,919
DELIVERED TO STORAGE ¹		486	153	255	36	130	58	149	341	323	89	259	589	2,869
PASSING TO MEXICO IN EXCESS OF TREATY		818	231	29	23	39	29	240	583	411	342	335	92	3,170
IMPERIAL IRRIGATION DISTRICT, DIVERSION AT IMPERIAL DAM														
ORDERED BUT NOT DIVERTED		27,382	21,211	30,555	24,344	14,106	12,971	25,254	26,718	26,156	34,877	22,758	20,343	286,674
DELIVERED TO MEXICO IN SATISFACTION OF TREATY		11,248	14,209	16,232	12,154	7,777	3,226	15,317	8,134	16,734	20,637	16,415	11,451	153,534
DIVERTED BY OTHERS		6,018	5,143	7,002	9,954	4,816	7,909	4,735	6,395	3,444	2,951	3,712	4,780	66,858
DELIVERED TO STORAGE ¹		4,965	1,051	6,527	1,728	922	1,638	2,632	4,825	2,455	3,331	1,290	3,670	35,034
PASSING TO MEXICO IN EXCESS OF TREATY		5,151	808	794	509	591	198	2,570	7,365	3,522	7,957	1,340	442	31,247
COACHELLA VALLEY WATER DISTRICT, DIVERSION AT IMPERIAL DAM														
ORDERED BUT NOT DIVERTED		3,699	1,000	629	249	1,083	532	1,818	2,844	2,468	2,096	1,194	3,798	21,410
DELIVERED TO MEXICO IN SATISFACTION OF TREATY		1,001	550	343	78	458	27	831	602	1,438	1,247	951	1,682	9,208
DIVERTED BY OTHERS		616	384	219	150	525	469	452	249	351	223	195	1,518	5,352
DELIVERED TO STORAGE ¹		763	39	30	15	66	24	251	110	351	138	35	490	2,313
PASSING TO MEXICO IN EXCESS OF TREATY		1,318	27	36	6	33	12	285	1,883	328	488	13	108	4,537
CALIFORNIA TOTALS														
ORDERED BUT NOT DIVERTED		34,777	26,026	33,718	23,327	19,536	16,687	30,113	32,175	33,802	38,639	30,329	27,044	346,172
DELIVERED TO MEXICO IN SATISFACTION OF TREATY		13,486	16,657	16,789	12,998	8,842	3,469	17,611	9,509	20,444	23,074	20,569	14,706	178,154
DIVERTED BY OTHERS		7,771	6,465	7,656	10,611	6,568	9,218	5,812	7,354	4,482	3,428	5,311	7,878	82,552
DELIVERED TO STORAGE ¹		6,155	1,835	8,414	-832	3,461	3,761	3,302	5,327	4,175	3,174	2,730	3,805	45,307
PASSING TO MEXICO IN EXCESS OF TREATY		7,366	1,070	859	549	665	239	3,388	9,984	4,701	8,963	1,720	656	40,159

¹ Delivered to temporary storage in Senator Wash Reservoir.

**ARTICLE V(D): RECORDS OF DELIVERIES TO MEXICO
IN SATISFACTION OF OR IN EXCESS TO 1944 TREATY REQUIREMENTS**

In accordance with Article V(D) of the Consolidated Decree of the United States Supreme Court in *Arizona v. California*, 547 U.S. 150 (2006), the tabulations in this section document the “Records of Deliveries to Mexico of Water in Satisfaction of the Treaty of February 3, 1944 and Water Passing to Mexico in Excess of Treaty Requirements.” The tabulations, based upon records furnished by the U.S. Section of the IBWC, show the quantities of water delivered to Mexico at the Northerly International Boundary, the Southerly International Boundary, the Limitrophe, and emergency deliveries to Tijuana, pursuant to Articles 10 and 15 of the 1944 Treaty and related Minutes; and the quantities of water passing to Mexico in excess of treaty requirements. Minutes incorporated into the tabulations include:

- 1) Minute No. 242 – Permanent and Definitive Solution to the International Problem of the Salinity of the Colorado River, signed August 30, 1973.
- 2) Minute No. 314 – Extension of the Temporary Emergency Delivery of Colorado River Water for use in Tijuana, Baja California, signed November 14, 2008.
- 3) Minute No. 318 – Adjustment of Delivery Schedules for Water Allotted to Mexico for the Years 2010 Through 2013 as a Result of Infrastructure Damage in Irrigation District 014, Rio Colorado, Caused by the April 2010 Earthquake in the Mexicali Valley, Baja California, signed December 17, 2010.
- 4) Minute No. 319 – Interim International Cooperative Measures in the Colorado River Basin Through 2017 and Extension of Minute 318 Cooperative Measures to Address the Continued Effects of the April 2010 Earthquake in the Mexicali Valley, Baja California, signed November 20, 2012.

DELIVERIES TO MEXICO IN SATISFACTION OF PART III OF 1944 TREATY AND
WATER PASSING TO MEXICO IN EXCESS OF TREATY REQUIREMENTS
CALENDAR YEAR 2013

5/15/14	(Values in acre-feet)												
	JAN	FEB	MAR	APR	MAY	JUN	JUL	AUG	SEP	OCT	NOV	DEC	TOTAL
COLORADO RIVER AT NORTHERLY INTERNATIONAL BOUNDARY ¹	132,063	147,739	178,244	171,618	84,454	85,588	97,293	96,964	88,222	59,917	77,673	88,481	1,308,256
DELIVERIES TO MEXICO IN SATISFACTION OF TREATY REQUIREMENTS													
DELIVERY AT THE LIMITROPHE ²	899	737	643	418	474	382	348	581	576	1,205	1,476	1,067	8,806
DIVERSION FOR DELIVERY AT TIJUANA ³	0	0	0	0	0	0	0	0	0	0	0	0	0
DELIVERY AT SOUTHERLY INTERNATIONAL BOUNDARY	9,868	9,109	12,227	12,787	12,875	12,257	11,877	11,120	7,659	9,208	9,875	9,173	128,035
DIVERSION CHANNEL DISCHARGE ⁴		0	16	1	2	1	0	41	0				61
DELIVERY TO MEXICO AT NORTHERLY INTERNATIONAL BOUNDARY ⁵	114,384	146,075	177,112	170,663	83,275	85,073	90,760	80,542	81,072	44,958	74,804	87,568	1,236,286
TOTAL DELIVERIES TO MEXICO IN SATISFACTION OF TREATY REQUIREMENTS	125,151	155,921	189,998	183,869	96,626	97,713	102,985	92,284	89,307	55,371	86,155	97,808	1,373,188
MEXICO'S DEFERRED DELIVERY ⁶	0	0	10,714	28,268	14,649	11,496	8,439	12,221	12,201	9,340	12,585	6,899	126,812
TOTAL TO MEXICO IN SATISFACTION OF TREATY REQUIREMENTS	125,151	155,921	200,712	212,137	111,275	109,209	111,424	104,505	101,509	64,711	98,740	104,706	1,500,000
TO MEXICO IN EXCESS OF TREATY ⁷	17,679	1,664	1,132	955	1,179	515	6,533	16,422	7,150	14,959	2,869	913	71,970
ACCOUNTABLE DELIVERIES TO MEXICO ⁸	142,830	157,585	191,130	184,824	97,805	98,228	109,518	108,706	96,457	70,330	89,024	98,721	1,445,158
WATER BYPASSED PURSUANT TO MINUTE No. 242 OF THE IBWC	10,739	8,869	9,226	9,689	11,121	7,288	11,151	11,522	8,052	7,751	7,569	7,947	110,923
MEXICO'S DEFERRED DELIVERY ⁶													
EOY 2012 CUMULATIVE DEFERRED DELIVERY BALANCE													176,349
CURRENT YEAR DEFERRED DELIVERY													126,812
EVAPORATION ⁹													9,095
EOY 2013 CUMULATIVE DEFERRED DELIVERY BALANCE AVAILABLE FOR FUTURE DELIVERY ¹⁰													294,067

Note: Annual totals may not sum due to rounding and conversion from TCM to AF.

Footnotes:

¹ Flow in the river at the Northerly International Boundary as reported by IBWC as delivery to Mexico.

² Wasteway deliveries to the river limitrophe via the Cooper, 11 mile, and 21 mile lateral wasteways in satisfaction of the 1944 Treaty requirements.

³ Temporary emergency delivery of Colorado River water for Tijuana is diverted at Lake Havasu by MWD and delivered via the Colorado River Aqueduct, MWD, SDCWA, and Otay Water District's distribution systems pursuant to Minute No. 314 of the IBWC.

⁴ The Diversion Channel delivers water from the SIB confluence structure to the river or to the Bypass channel. During the months of February through September water is discharged to the Colorado River and is charged to the Treaty.

⁵ That portion of the flows at NIB necessary to meet the 1.5 MAF Treaty obligation.

⁶ Mexico's deferred deliveries pursuant to Minute No. 319 of the IBWC.

⁷ Water passing to Mexico in excess of Mexico's daily schedule. Sum of daily differences between actual flows to Mexico and Mexico's total schedule.

⁸ Mexico's total water delivery, includes Treaty requirements in accordance with its scheduled diversions, does not include water bypassed pursuant to Minute No. 242 of the IBWC.

⁹ In accordance with Minute No. 319, a 3 percent reduction for evaporation shall be applied annually on December 31 of any year in which the volumes of water referred to in Mexico's Deferred Delivery or any portion thereof have not been delivered.

¹⁰ The cumulative volume of Mexico's deferred delivery includes water deferred during the reporting year and the prior year EOY balance of deferred delivery, less the annual evaporation assessment.

ARTICLE V(E): RECORDS OF DIVERSIONS AND CONSUMPTIVE USE OF WATER FROM THE MAINSTREAM OF THE GILA AND SAN FRANCISCO RIVERS FOR THE BENEFIT OF THE GILA NATIONAL FOREST

In accordance with Article V(E) of the Consolidated Decree of the United States Supreme Court in *Arizona v. California*, 547 U.S. 150 (2006) the tabulation in this section documents the record of diversions of water from the mainstream of the Gila and San Francisco Rivers and the consumptive use of such water for the benefit of the Gila National Forest as provided by the State of New Mexico. These data are provided annually by the New Mexico Interstate Stream Commission.

WATER USER	CALENDAR YEAR 2013												TOTAL	
	5/15/14	JAN	FEB	MAR	APR	MAY	JUN	JUL	AUG	SEP	OCT	NOV		DEC
GILA RIVER	0	0	0	0	0	0	0	0	0	0	0	0	0	0
SAN FRANCISCO RIVER	0	0	0	0	0	0	0	0	0	0	0	0	0	0

**INFORMATION PROVIDED IN ADDITION TO THE REPORTING REQUIREMENTS OF THE
CONSOLIDATED DECREE OF THE UNITED STATES
SUPREME COURT IN ARIZONA v. CALIFORNIA, 547 U.S. 150 (2006)**

The information contained in the following sections of this report is supplemental to the records required by Article V of the Consolidated Decree of the United States Supreme Court in Arizona v. California, 547 U.S. 150 (2006). This information provides a more extensive record of activities relating to federal management of the Colorado River. In concise tabulations specific to various agreements, policies, rules, or Records of Decision, this information is intended to help the reader correlate the records found in the Article V portion of this report with the various conservation, transfer, and exchange agreements. The final section contains a list of documents significant to the actions taken by Reclamation, the Lower Division States, and the water user agencies for the calendar year documented in this report.

INTERSTATE WATER BANKING WITHIN THE STATES OF ARIZONA, CALIFORNIA, AND NEVADA

On November 1, 1999, the Secretary of the Interior adopted Federal regulations, codified at 43 CFR Part 414, establishing a procedural framework for carrying out an interstate water banking program. The rule provided for authorized parties to enter into agreements whereby Colorado River water may be stored off-stream in one state for future benefit of consuming entities in another state.

The primary mechanism through which these transactions may occur is a Storage and Interstate Release Agreement (SIRA), which permits authorized entities in the Lower Division States to store Colorado River water off-stream, develop intentionally created unused apportionment (ICUA) in a future year, and make the ICUA available to the Secretary for release for use in another Lower Division State. These SIRAs provide structure and guidance, in accordance with Article II(B)(6) of the Consolidated Decree in *Arizona v. California*, 547 U.S.150 (2006) (Consolidated Decree), for the actions the Secretary will take in releasing Colorado River water to a specific entity in order to implement the interstate contractual distribution of water under the interstate water banking program.

Two SIRAs have been implemented under 43 CFR Part 414. The first SIRA was entered into on December 18, 2002, among Reclamation, on behalf of the Secretary, the Arizona Water Banking Authority (AWBA), the Southern Nevada Water Authority (SNWA), and the Colorado River Commission of Nevada (CRCN). This SIRA provides for the storage, by AWBA, of either the State of Arizona's basic or surplus apportionment or the State of Nevada's unused basic or surplus apportionment for the benefit of SNWA.

In 2001, AWBA, SNWA, and CRCN executed an Agreement for Interstate Water Banking, amended January 1, 2005, April 1, 2009, and May 20, 2013, specifying the interstate banking relationship among those parties. This agreement establishes the terms and conditions for the off-stream storage of Colorado River water in

Arizona and the establishment of Long-Term Storage Credits (LTSC) for the benefit of SNWA. Under the AWBA/SNWA/CRCN interstate banking agreement, Colorado River water diverted and banked in Arizona is accounted as consumptively used by Arizona in the year it is diverted and, as a result, LTSC's are created for SNWA. When LTSC's are recovered, SNWA will divert Colorado River water in exchange for the Central Arizona Water Conservation District's (CAWCD) use of the LTSC's pursuant to the SIRA. The Secretary will release ICUA created by AWBA, via CAWCD's forbearance to SNWA, in that same year pursuant to Article II(B)(6) of the Consolidated Decree. ICUA used by SNWA is in addition to Nevada's basic apportionment and is accounted as consumptive use of Colorado River water in Nevada for that year.

The second SIRA was entered into on October 27, 2004, among Reclamation, on behalf of the Secretary, the Metropolitan Water District of Southern California (MWD), SNWA, and CRCN. This SIRA provides for the storage, by MWD, of the State of Nevada's unused basic or surplus apportionment for the benefit of SNWA.

In 2004, MWD, SNWA, and CRCN, executed an Operational Agreement, amended August 2009 and again October 2012, specifying the interstate banking relationship among those parties, and providing the terms and conditions under which MWD will store Nevada unused basic apportionment for the benefit of SNWA. When SNWA requests delivery of this water, MWD will develop ICUA by reducing its diversion of Colorado River water. The ICUA developed by MWD through its reduced diversion of Colorado River water will be released by the Secretary for use by SNWA.

The tabulations in this section document the Accumulated Long Term Storage Credits (ALTSC) verified by AWBA and MWD, provisional LTSC accrued during the past year, LTSC's recovered during the past year, and ALTSC held for an entity with a SIRA.

INTERSTATE WATER BANKING
 COLORADO RIVER WATER STORED IN ONE STATE UNDER 43 CFR PART 414
 FOR THE BENEFIT OF SPECIFIC ENTITIES IN ANOTHER STATE
 CALENDAR YEAR 2013

5/15/14

(Values are in acre-feet)

		2012 EOY Balance	JAN	FEB	MAR	APR	MAY	JUN	JUL	AUG	SEP	OCT	NOV	DEC	TOTALS
NEVADA	Verified 2012 EOY ALTSC ¹	600,651													
Water diverted and stored in AZ by AWBA for the benefit of SNWA.	Accrued LTSC in 2013 ²		0	0	0	0	0	0	0	0	0	0	0	0	0
	Verified LTSC in 2013 ³		0	0	0	0	0	0	0	0	0	0	0	0	0
	ICUA Developed in 2013 ⁴		0	0	0	0	0	0	0	0	0	0	0	0	0
	Total ALTSC ⁵		600,651	600,651	600,651	600,651	600,651	600,651	600,651	600,651	600,651	600,651	600,651	600,651	600,651
Water diverted and stored in CA by MWD for the benefit of SNWA.	Verified 2012 EOY ALTSC ^{1,6}	111,892													
	Diverted in 2013 ⁸		0	0	0	0	0	0	0	0	0	0	0	75,000	75,000
	Verified LTSC in 2013 ⁸		0	0	0	0	0	0	0	0	0	0	0	50,000	50,000
	ICUA Developed in 2013 ^{4,6}		0	0	0	0	0	0	0	0	0	0	0	0	0
	Total ALTSC ⁶		111,892	111,892	111,892	111,892	111,892	111,892	111,892	111,892	111,892	111,892	111,892	161,892	161,892
TOTAL															
The amount of water stored for the benefit of SNWA during the calendar year			0	0	0	0	0	0	0	0	0	0	0	50,000	50,000
Cumulative Balance of Water Stored for SNWA within AZ and CA ⁷			712,543	712,543	712,543	712,543	712,543	712,543	712,543	712,543	712,543	712,543	712,543	762,543	762,543

Footnotes:

- ¹ ALTSC's verified by the banking entity before the beginning of the reporting year and available for recovery by a specific entity with a valid SIRA. Requested ICUA cannot exceed verified LTSC.
- ² Provisional LTSC accrued during the reporting year for the benefit of a specific consuming entity in Nevada with a valid SIRA. Provisional LTSC represent the amount of water diverted from the river and transported to the storage facility. Provisional LTSC have not been verified by AWBA or MWD and are not eligible for certification and recovery. Accruals of LTSC in Arizona for the benefit of consuming entities in Nevada and California are limited to 200,000 AF annually.
- ³ In 2013, AWBA did not store any Colorado River water in Arizona for SNWA.
- ⁴ ICUA developed by AWBA or MWD during the reporting year. AWBA or MWD have certified this amount to be available and the Secretary has released it to a specific entity with a valid SIRA. The ALTSC are certified by AWBA or MWD when ICUA is requested, and prior to its release by the Secretary. Total recovery of ALTSC from AWBA cannot exceed 100,000 AF annually, due to a limitation defined under Arizona state law. When water is released from storage, Arizona or MWD will be required to reduce its consumptive use through the development of ICUA in an amount equal to Nevada's requested release. Nevada will be allowed to utilize the unused apportionment in an amount equal to the ICUA made available.
- ⁵ ALTSC's are the cumulative monthly sum of verified, or estimated LTSC.
- ⁶ In 2004, MWD, SNWA, and the Secretary entered into a SIRA to allow MWD to divert and store water for the benefit of SNWA. When storage occurs, it must be Nevada unused apportionment, which will require Nevada to reduce its consumptive use by an amount equal to the total storage. When water is released from storage, MWD will be required to reduce its consumptive use through the development of ICUA in an amount equal to Nevada's requested release and Nevada will be allowed to utilize the unused apportionment in an amount equal to the ICUA made available by MWD. In October 2012, CRCN, MWD, and SNWA executed the Second Amended Operational Agreement which addresses storage during the years 2012 through 2016. Water stored by MWD for the benefit of SNWA during this period is charged with a one-time storage loss equal to one-third of the total amount of water delivered to MWD for storage.
- ⁷ This cumulative balance includes both the BOY ALTSC balance as verified by AWBA and MWD and the verified LTSC placed into storage during the reporting year.

INADVERTENT OVERRUNS AND PAYBACKS WITHIN THE STATES OF ARIZONA, CALIFORNIA, AND NEVADA

On October 10, 2003, the Secretary of the Interior executed the Colorado River Water Delivery Agreement authorizing the Inadvertent Overrun and Payback Policy (IOPP). The policy is set forth in the *Record of Decision, Colorado River Water Delivery Agreement, Implementation Agreement, Inadvertent Overrun and Payback Policy, and Related Federal Actions, Final Environmental Impact Statement*, published in the *Federal Register* at 69 Fed. Reg. 12202 (March 15, 2004). Effective January 1, 2004, the IOPP, which applies only to Colorado River water users in the Lower Division States, defines inadvertent overruns, establishes procedures to account for inadvertent overruns, and sets forth the requirements for payback of inadvertent overruns to the Colorado River system.

For various reasons, a user may inadvertently divert, pump or receive Colorado River water in an amount that exceeds that to which the user is entitled for that year pursuant to the user's water delivery contract, decreed water right, or Secretarial reservation (inadvertent overrun).

In accordance with the IOPP, paybacks are required to commence in the calendar year that immediately follows the release date of the final Water Accounting Report that reports the overrun. Section 2.6 of the IOPP sets forth the number of years within which an overrun must be paid back and the minimum payback required for each year. Overruns are not allowed in a year for which the Secretary has declared a Shortage condition.

The tabulations in this section document information associated with inadvertent overruns and paybacks, as applicable, for each individual water user, including:

- 1) The beginning-of-year overrun account balance.
- 2) The amount of overrun incurred in the reporting year.
- 3) The amount of validated paybacks made to the Colorado River system in the reporting year.
- 4) The end-of-year overrun balance.

OVERRUNS, PAYBACKS, AND OVERRUN ACCOUNT BALANCE ¹
 STATE OF ARIZONA
 CALENDAR YEAR 2013

5/15/14

(Values are in acre-feet)

WATER USER	DETAILS	ANNUAL TOTALS		APPROVAL	ENTITLEMENT
		DIVERSION	CU		
COCOPIAH INDIAN RESERVATION (Based on a diversion entitlement)	Calendar Year Diversion ^{2,3}	3,200		10,050	11,518
	Calendar Year Overrun ⁴	0			
	BOY Overrun Account Balance ⁵	605	397		
	Verified Calendar Year Paybacks ⁶	228	150		
	EOY Overrun Account Balance ⁷	377	247		
	Account Balance as Percent of Entitlement	3.3%			
BEATTIE FARMS SOUTHWEST (Russell Youmans) (Based on a diversion entitlement)	Calendar Year Diversion ²	638		731	1,110
	Calendar Year Overrun ⁴	0			
	BOY Overrun Account Balance ⁵	688	447		
	Verified Calendar Year Paybacks ⁶	472	307		
	EOY Overrun Account Balance ⁷	216	140		
	Account Balance as Percent of Entitlement	19.5%			

Footnotes:

¹ This section contains tabulations of overruns, paybacks, and overrun balances in accordance with the Inadvertent Overrun and Payback Policy.

² The water user's actual diversion or consumptive use as tabulated in the Article V(B) section of this report.

³ For accounting purposes the Cocopah Indian Reservation entitlement amount is calculated by combining the Cocopah Tribe's (Tribe) entitlement for use on Trust lands (10,847 AF) and the Tribe's estimated entitlement for use on Fee lands in PPR No. 7 (671 AF). The Tribe's entitlement for use on Fee lands is an estimated amount based on an acreage-prorated share of the total entitlement under PPR No.7. The amount of this entitlement is currently under review.

⁴ The amount of overrun incurred during the reporting year.

⁵ The IOPP overrun account balance from the previous year, providing the user had a carry over balance.

⁶ Paybacks to the Colorado River system made during the reporting year.

⁷ The IOPP overrun account balance at the end of the reporting year.

OVERRUNS, PAYBACKS, AND OVERRUN ACCOUNT BALANCE ¹
 STATE OF CALIFORNIA
 CALENDAR YEAR 2013

5/15/14

(Values are in acre-feet)

WATER USER	DETAILS	ANNUAL TOTALS		APPROVAL	ENTITLEMENT
		DIVERSION	CU		
IMPERIAL IRRIGATION DISTRICT (Based on consumptive use entitlement)	Calendar Year Consumptive Use ²		2,554,854	2,619,835	3,100,000
	Calendar Year Overrun ³		0		
	BOY Overrun Account Balance ⁴		210,448		
	Verified Calendar Year Paybacks ⁵		93,057		
	EOY Overrun Account Balance ⁶		117,391		
	Account Balance as Percent of Entitlement			3.8%	
FORT MOJAVE INDIAN RESERVATION (Based on a diversion entitlement)	Calendar Year Diversion ²	15,301		16,565	16,720
	Calendar Year Overrun ³	0	0		
	BOY Overrun Account Balance ⁴	155	83		
	Verified Calendar Year Paybacks ⁵	155	83		
	EOY Overrun Account Balance ⁶	0	0		
	Account Balance as Percent of Entitlement	0.0%			

Footnotes:

- ¹ This section contains tabulations of overruns, paybacks, and overrun balances in accordance with the Inadvertent Overrun and Payback Policy.
- ² The water user's actual diversion or consumptive use as tabulated in the Article V(B) section of this report.
- ³ The amount of overrun incurred during the reporting year.
- ⁴ The IOPP overrun account balance from the previous year, providing the user had a carry over balance.
- ⁵ Paybacks to the Colorado River system made during the reporting year.
- ⁶ The IOPP overrun account balance at the end of the reporting year.

OVERRUNS, PAYBACKS, AND OVERRUN ACCOUNT BALANCE
STATE OF NEVADA
CALENDAR YEAR 2013

5/15/14

(Values are in acre-feet)

WATER USER	DETAILS	ANNUAL TOTALS DIVERSION	CU	APPROVAL	ENTITLEMENT
------------	---------	----------------------------	----	----------	-------------

No overruns occurred within the State of Nevada in the reporting year.

Footnotes:
No footnotes for this reporting year.

SUMMARY OF WATER AVAILABILITY AND USE BY STATE

The Secretary of the Interior (Secretary) makes Colorado River water available to the Lower Division States in accordance with Article II of the Consolidated Decree of the United States Supreme Court in *Arizona v. California*, 547 U.S. 150 (2006) (Consolidated Decree).

Under Article II, the Secretary apportions water to the states under shortage, normal, or surplus conditions, and, in accordance with Article II(B)6, may release to a state water which was apportioned to but unused by another state.

The amount of Colorado River water available for use in a state is impacted by various agreements and policies. Examples of these agreements and policies include interstate storage and release agreements, the Colorado River Water Delivery Agreement, the Inadvertent Overrun and Payback Policy (IOPP), and the 2007 Interim Guidelines (specifically, Intentionally Created Surplus).

The tabulations in this section document the amount of Colorado River water made available to each Lower Division State under Article II of the Consolidated Decree, the payback obligations by users within the state in accordance with IOPP, creation or delivery of ICS, and the total consumptive use within a state.

The table demonstrates whether the consumptive use results in an underrun or overrun of the amount of Colorado River water available to each Lower Division State for the calendar year covered by this report.

APPORTIONMENTS, ARTICLE II(B)(6) RELEASES, PAYBACKS, AND TOTAL CONSUMPTIVE USE BY STATE ¹
CALENDAR YEAR 2013

STATE	5/15/14	ADJUSTMENTS	(Values are in acre-feet) ACTUAL USE
ARIZONA		Basic Apportionment ²	2,800,000
		NV II(B)(6) Released to AZ for Storage for NV ³	0
		IOPP Paybacks ⁴	(458)
		<hr/> Total Available Colorado River Water ⁵	<hr/> 2,799,542
		<hr/> Total Consumptive Use ⁶	<hr/> 2,778,867
		State Underrun or (Overrun) ⁷	20,674
		Unused AZ Apportionment Left in Lake Mead	(20,674)
		<hr/> Net State Underrun or (Overrun) ⁷	<hr/> 0
CALIFORNIA		Basic Apportionment ²	4,400,000
		NV II(B)(6) Released to CA for Storage for NV ³	75,000
		ICS Delivery (MWD)	93,857
		IOPP Paybacks ⁴	(93,140)
		Prior Conservation for Salton Sea Mitigation Purposes ⁸	72
		<hr/> Total Available Colorado River Water ⁵	<hr/> 4,475,789
		<hr/> Total Consumptive Use ⁶	<hr/> 4,475,789
		<hr/> Net State Underrun or (Overrun) ⁷	<hr/> 0
NEVADA		Basic Apportionment ²	300,000
		ICS Delivery	0
		<hr/> Total Available Colorado River Water ⁵	<hr/> 300,000
		<hr/> Total Consumptive Use ⁶	<hr/> 223,563
		State Underrun or (Overrun) ⁷	76,437
		NV II(B)(6) Released for Storage by CA ³	(75,000)
		<hr/> Unused NV Apportionment Left in Lake Mead	<hr/> (1,437)
	<hr/> Net State Underrun or (Overrun) ⁷	<hr/> 0	

Footnotes:

¹ This section tabulates increases or reductions to the amount of water available to a state. It also reports an adjusted state limitation and compares that amount to the consumptive uses within the state. Adjustments may include: releases to or from another state under Article II(B)(6) of the Consolidated Decree in Arizona v. California, payback obligations of individual water users, and creation and/or delivery of ICS.

² The state basic apportionment as described in Article II(B)(1) of the Consolidated Decree.

³ Nevada unused apportionment made available to Arizona and/or California by the Secretary under Article II(B)(6) of the Consolidated Decree for storage in Arizona and/or California under the appropriate SIRA.

⁴ The reduction in the amount of water available to the state due to repayment obligations under the IOPP.

⁵ The total amount of Colorado River water available for use by the state in the reporting year.

⁶ The total consumptive use of Colorado River water within the state as tabulated in the Article V(B) section of this report.

⁷ The difference between the Colorado River water available to the state and the state's actual consumptive use.

⁸ In 2012, IID conserved 15,182 AF of Colorado River water for Salton Sea mitigation purposes, but due to measurement imprecision and operational/infrastructure limitations, delivered 15,110 AF to the Salton Sea, resulting in a 72 AF under-delivery. In 2013, IID completed the delivery of the 72 AF of conserved water to the Salton Sea.

LOWER COLORADO WATER SUPPLY PROJECT

The Lower Colorado Water Supply Act (Act), Public Law 99-655 Nov. 14, 1986, authorized the Secretary of the Interior (Secretary) to construct, operate, and maintain the Lower Colorado Water Supply Project (LCWSP). Pursuant to the Act, the Secretary is authorized to enter into exchange contracts and take such actions as the Secretary deems appropriate to facilitate a water exchange agreement between non-Federal interests for the care, operation, and maintenance of all or any part of the project works, subject to such rules and regulations as the Secretary may prescribe.

Any contracts executed by the Secretary to fulfill the requirements of subsections (a)(2) and (a)(3) of the Act must be with persons, or Federal or non-Federal governmental entities whose lands or interests in lands are located adjacent to the Colorado River in the State of California who do not hold rights to Colorado River water or whose rights are insufficient to meet their present or anticipated future needs, as determined by the Secretary. Such entities shall include domestic, municipal, industrial, and recreational water users along the Colorado River in the State of California. Water for agricultural use is not authorized under the Act.

The Act authorizes construction of wells with a total annual capacity of 10,000 acre-feet. Stage I of the LCWSP has been completed and consists of two wells located south of the All-American Canal (AAC) in Imperial County having a total design capacity of 5,000 acre-feet. The wells, which became operational as of August 1, 2003, pump ground water and discharge it into the AAC for use by the Imperial Irrigation District (IID). IID then forbears the use of an equal amount of Colorado River water.

In September 1992, Reclamation entered into a contract to supply LCWSP water to the City of Needles (Needles) in annual amounts up to 3,500 acre-feet of the initial 5,000 acre-feet available. The contract with Needles establishes a framework for Needles to enter into sub-contracts for delivery of LCWSP water to non-Federal water users in San Bernardino, Riverside, and Imperial Counties. The Colorado River Board of California (CRBC) recommends whether a non-Federal applicant should be offered a subcontract for a LCWSP water supply and notifies Reclamation. Reclamation reviews the information submitted by CRBC and refers the approved applicants to the City which then offers subcontracts.

In September 1998, the Bureau of Land Management (BLM) was allocated 1,150 acre feet of Stage I capacity for consumptive use on BLM administered lands in California located adjacent to the Colorado River. In December 2004, a Reclamation determination reserved an additional 350 acre-feet of Stage I capacity of the LCWSP for use by Reclamation facilities in California on land adjacent the Colorado River. With the determination, the estimated 5,000 acre-feet per year of Stage I capacity was completely allocated.

The Act, as amended in 2005, authorizes the Secretary to contract for the use of LCWSP water under terms that the Secretary determines will benefit the interest of LCWSP users along the Colorado River. On March 26, 2007, Reclamation entered into a contract with the Needles and the Metropolitan Water District of Southern California (MWD), allowing Stage I of the LCWSP to be pumped at capacity, allowing MWD to receive as much unused water as available without jeopardizing the LCWSP. MWD is depositing certain monies in a Water Quality Maintenance Trust Fund to provide for the long-term viability of the LCWSP or its replacement.

LOWER COLORADO WATER SUPPLY PROJECT
SUMMARY OF USES-OFFSET BY PUMPAGE FROM THE LOWER COLORADO WATER SUPPLY PROJECT WELLFIELD
CALENDAR YEAR 2013

5/15/14

(Values are in acre-feet)

		TOTALS
LCWSP WELLFIELD PUMPAGE ¹		5,510
FEDERAL LCWSP CONTRACTORS		
BLM	Consumptive Use	280
RECLAMATION - Parker Dam and Government Camp	Consumptive Use	116
Total Federal Contractors Consumptive Use ²		396
NON-FEDERAL LCWSP CONTRACTORS		
City of Needles	Consumptive Use	635
Needles' Subcontractors		
Southern California Gas Company	Consumptive Use	55
Pacific Gas and Electric Company	Consumptive Use	2
Havasu Water Company of California	Consumptive Use	25
Vista Del Lago Resort	Consumptive Use	11
Needles Other Subcontractors	Consumptive Use	178
Needles and Subcontractors Consumptive Use ³		906
LCWSP Water Available to MWD ⁴		4,208
Total Non-Federal Contractors Consumptive Use		5,114

Footnotes:

¹ Non-Colorado River water pumped from the LCWSP wellfield and delivered to IID for its use via the AAC. IID forbears the consumptive use of this amount from the Colorado River to make water available for exchange to the LCWSP beneficiaries.

² Total LCWSP Federal contractors consumptive use. Colorado River water use was exchanged for water made available by the LCWSP.

³ Total LCWSP Non-Federal consumptive use by the City of Needles and its subcontractors. Colorado River water use was exchanged for water made available by the LCWSP.

⁴ Total amount of water pumped from the wellfield less consumptive use of the water made available by the LCWSP for Federal and Non-Federal LCWSP contractors.

CONSERVATION, TRANSFER, AND EXCHANGES

Colorado River water apportioned to the Lower Division States has been further apportioned among the states of Arizona, California, and Nevada and is generally committed to specific persons or entities on a permanent basis. Increasing water demands within the Lower Division States must be met through a combination of conservation, transfers, exchanges, or new water sources which augment the limited supply of Colorado River water.

On October 10, 2003, the Secretary of the Interior entered into the Colorado River Water Delivery Agreement (CRWDA) with Imperial Irrigation District, Coachella Valley Water District, the Metropolitan Water District of Southern California, and the San Diego County Water Authority to resolve longstanding disputes regarding the priority, use, and transfer of Colorado River water within California. The CRWDA recognizes a variety of water transfers, exchanges, and conservation programs which alter the delivery of certain Colorado River water for up to 75 years.

The California agencies entered into the Quantification Settlement Agreement, including a series of supplemental agreements, which collectively implement many provisions of the CRWDA through water transfers, water exchanges, and water conservation measures. Data as a result of the implementation of these agreements are documented in this section.

The table titled "Comparison of Net California Agricultural Use" demonstrates the impact of conservation and transfers on agricultural water use in California in the reporting year and compares the California agricultural use to the applicable Benchmark or Annual Target.

The tables entitled "Transfers, Exchanges and Water Made Available by Extraordinary Conservation" tabulate these transactions reported within Arizona, California, and Nevada.

For California, the tabulation provides a comparison between California agricultural use and the Benchmarks and Targets identified in the Interim Guidelines, and documents, by agreement, conservation outside of the CRWDA or in amounts that differ from those displayed in Exhibit B of the CRWDA. There were no transfers, exchanges or water made available by extraordinary conservation for Arizona or Nevada for the calendar year covered by this report. The table entitled Exhibit B is reproduced from the CRWDA for convenient reference.

The final table documents water made available through conservation by Reclamation. This includes:

- 1) Groundwater introduced to the system by pumping certain wells in the Yuma area that discharges to the Colorado River via the Yuma Mesa Conduit.
- 2) Water stored in Warren H. Brock Reservoir.
- 3) Water discharged to the Colorado River as a result of the operation of the Yuma Desalting Plant.

COMPARISON OF NET CALIFORNIA AGRICULTURAL USE ¹
CALENDAR YEAR 2013

5/15/14	(Values are in acre-feet)
California Agricultural Entity	Consumptive Uses
Palo Verde Irrigation District	433,567
Yuma Project Reservation Division	50,964
Yuma Island Pumpers ²	4,998
Priorities 1, 2, 3b	489,529
CVWD	331,137
IID	2,554,854
Total California Agricultural Use	3,375,520
MWD Reduction for Priority 1, 2, and 3b use ³	(69,529)
Overruns (by ag. entities)	0
Paybacks (by ag. entities)	93,057
MWD-CVWD Exchange	
ICS Creation (by ag. entities)	0
ICS Delivery (by ag. entities)	0
IID and CVWD reductions for PPRs	14,500
Use by California Agriculture+MWD Adjustment+Agricultural paybacks+IID/CVWD covered PPRs	3,413,548
Annual Agricultural Benchmark or Target Comparison ⁴	
2013 Agricultural Target ⁵	3,462,000
Use by California Agriculture+MWD Adjustment+Agricultural paybacks+IID/CVWD covered PPRs ⁴	3,413,548
Total Target Overrun or (Underrun)	(48,452)
Priority 1, 2, and 3b use below/above 420,000 AF	
Palo Verde Irrigation District	433,567
Yuma Project Reservation Division	50,964
Yuma Island Pumpers ²	4,998
Total Priority 1, 2, 3b Use	489,529
MWD reduction for Priority 1, 2, and 3b water use ⁶	(69,529)
Priority 1, 2, and 3b water delivered to MWD ⁷	0

Footnotes:

¹ Sections XI.A., B., E., F., and G., of the 2007 Record of Decision, Colorado River Interim Guidelines for Lower Basin Shortages and the Coordinated Operations for Lake Powell and Lake Mead contain the adopted Interim Guidelines. Section XI.G.5 of the Interim Guidelines contains benchmarks for aggregate California agricultural water use during each third year from 2003 through 2012. Exhibit B to the CRWDA, Column 22 references these Interim Guidelines benchmarks, and Column 23 references annual targets for aggregate agricultural water use for the years between the benchmarks. Footnotes 2 and 12 of Exhibit B define annual targets and benchmark year aggregate agricultural use totals as "All-consumptive use of Priorities 1 through 3 plus 14,500 AF of PPR use, minus any MWD adjustment for Priority 1 through 3 use above 420,000 AF."

² Incorporation of Yuma Island Pumpers' use within Priority 2 does not represent either a final approval of this use by Reclamation or a final determination of the appropriate Consolidated Decree accounting for this use; nor is it an admission by any Colorado River contractor as to the legality of this use or diversion of Colorado River water.

³ MWD's reductions for Priorities 1, 2, and 3b count toward meeting the ISG annual target.

⁴ In 2013, California's agricultural use of 3,413,548 AF (as adjusted for IID and CVWD reductions for Indian and miscellaneous PPR holders' use, MWD's reduction for Priority 1, 2, and 3b use, and paybacks by agricultural entities) was 56,452 AF below the 2012 Benchmark of 3,470,000 AF. See Exhibit B of the CRWDA.

⁵ See Exhibit B of the CRWDA.

⁶ Per Section 4.d of the CRWDA, MWD use is reduced by the sum of Priority 1, 2, and 3b use greater than 420,000 AF.

⁷ Per Section 4.d of the CRWDA, the sum of Priority 1, 2, and 3b use that is less than 420,000 AF is delivered to MWD.

TRANSFERS, EXCHANGES AND WATER MADE AVAILABLE BY EXTRAORDINARY CONSERVATION
 STATE OF ARIZONA
 CALENDAR YEAR 2013

5/15/14

(Values are in acre-feet)

PROGRAM OR PARTICIPATING AGENCIES	JAN	FEB	MAR	APR	MAY	JUN	JUL	AUG	SEP	OCT	NOV	DEC	TOTAL
-----------------------------------	-----	-----	-----	-----	-----	-----	-----	-----	-----	-----	-----	-----	-------

No transfers were reported to Reclamation during the reporting year.

Footnotes:
 No footnotes for this reporting year.

TRANSFERS, EXCHANGES AND WATER MADE AVAILABLE BY EXTRAORDINARY CONSERVATION
STATE OF CALIFORNIA
CALENDAR YEAR 2013

5/15/14

(Values are in acre-feet)

PROGRAM OR PARTICIPATING AGENCIES	JAN	FEB	MAR	APR	MAY	JUN	JUL	AUG	SEP	OCT	NOV	DEC	TOTAL
IID CONSERVATION - 1988 IID/MWD CONSERVATION AGREEMENT ¹													105,000
IID CONSERVATION - MWD REDUCTION FOR CVWD USE ²													6,693
IID CONSERVATION - TRANSFER TO SDCWA ³													100,000
IID CONSERVATION - SDCWA MITIGATION TRANSFER ⁴													71,398
IID CONSERVATION - IID INTRA-PRIORITY 3 TRANSFER TO CVWD ⁵													26,000
MWD/PVID FORBEARANCE AND FOLLOWING PROGRAM ⁶													32,750
ALL-AMERICAN CANAL LINING PROJECT - SDCWA EXCHANGE WITH MWD ⁷													56,200
ALL-AMERICAN CANAL LINING PROJECT - SUPPLEMENTAL - TO MWD ⁷													11,500
ALL-AMERICAN CANAL LINING PROJECT - TOTAL CONSERVATION ⁷													67,700
COACHELLA CANAL LINING PROJECT - SDCWA EXCHANGE WITH MWD ⁸													24,056
COACHELLA CANAL LINING PROJECT - SUPPLEMENTAL - TO MWD ⁸													4,500
COACHELLA CANAL LINING PROJECT - MITIGATION ⁹													2,294
COACHELLA CANAL LINING PROJECT - TOTAL CONSERVATION ⁸													30,850
TOTAL MWD EXCHANGE WITH SDCWA ⁹													180,256

Note: Additional transfers and water exchanges may be found in the Exhibit B table presented at the end of this section of this report.

Footnotes:

¹ 1988 IID/MWD Water Conservation Program conserved water, determined in accordance with the amended 1988 Program Agreement and the amended 1989 Approval Agreement made available by IID for diversion in the reporting year by MWD, reported as an annual total.

² In accordance with the amended 1989 Approval Agreement, CVWD may request up to 20,000 AF the water conserved by IID for MWD under the 1988 IID/MWD Water Conservation Agreement. MWD is required to reduce its use by up to 20,000 AF of water conserved for use by CVWD.

³ As referenced in Column 5, Exhibit B, of the CRWDA, IID conserves water for transfer to SDCWA.

⁴ As referenced in Column 7, Exhibit B, of the CRWDA, IID conserves water for transfer to SDCWA for delivery, by exchange, to the Salton Sea for mitigation purposes. As reported above, in 2013 IID delivered 71,398 AF of water, created through fallowing, for mitigation purposes. Of this amount, 70,000 AF was required to meet the 2013 Salton Sea mitigation requirement as shown in Column 7 of Exhibit B, but due to measurement imprecision and operational/infrastructure limitations, IID over-delivered 1,398 AF. IID applied excess fallowing conservation to offset the 1,398 AF over-delivery and will reduce its 2014 Salton Sea mitigation delivery by an equivalent amount. Also, as reported in the 2012 Water Accounting Report, in 2010 IID delivered 46,546 AF of Colorado River water to the Salton Sea with a stated intention to store the water for use for Salton Sea mitigation requirements in 2011 and half of 2012. IID did not conserve an equivalent amount of water in 2011 and 2012 for delivery to the Salton Sea resulting in a Colorado River system storage depletion of 46,546 AF. This topic is the subject of a series of letters between Reclamation and IID, including Reclamation's letter dated May 3, 2013; IID's letter dated June 28, 2013; and Reclamation's letter dated July 2, 2013. These letters may be viewed on Reclamation's website at www.usbr.gov/lc/region/g4000/4200Rpts/DecreeRpt/2013/2013.pdf, under the bookmark entitled, Documents and Letters Significant to the Delivery of and Accounting for the use of Colorado River Water in CY 2013.

⁵ IID conserves water under an acquisition agreement with CVWD to meet the IID/CVWD Intra-priority 3 Transfer obligation as referenced in Column 8, Exhibit B of the CRWDA.

⁶ PVID's annual reduction in consumptive use of Colorado River water through land fallowing. This value is recorded in Table 8 of a jointly produced report compiled by Reclamation, PVID, and MWD entitled "Calendar Year 2013 Fallowed Land Verification Report." This value represents the estimated reduction in PVID's consumptive use as a result of fallowing 6,493 acres in the reporting year.

⁷ The amount shown, represents water conserved through the construction of a new concrete lined canal parallel to a portion of the unlined All-American Canal. The Secretarial Determination of water conserved by lining certain reaches of the project was issued in December 2009 (see Significant Documents). As a result, conserved water was distributed in accordance with the Allocation Agreement among the United States, MWD, CVWD, IID, SDCWA, and the SLRSP, dated October 10, 2003 and Public Law 100-675, as amended.

⁸ The amount shown, represents water conserved through the construction of a new concrete lined canal parallel to a portion of the unlined Coachella Canal. The Secretarial Determination of water conserved by the project was issued in January 2008. As a result, conserved water was distributed in accordance with the Allocation Agreement among the United States, MWD, CVWD, IID, SDCWA, and the SLRSP, dated October 10, 2003, Public Law 100-675, as amended, and Exhibit B to the Settlement Agreement between CVWD and SDCWA, dated October 30, 2007.

⁹ The amount shown represents water exchanged between MWD and SDCWA in the reporting year. This is the sum of: IID Conservation for SDCWA (100,000 AF), All-American Canal Lining Project (56,200 AF), and the Coachella Canal Lining Project (24,056 AF).

TRANSFERS, EXCHANGES AND WATER MADE AVAILABLE BY EXTRAORDINARY CONSERVATION
STATE OF NEVADA
CALENDAR YEAR 2013

5/15/14

(Values are in acre-feet)

PROGRAM OR PARTICIPATING AGENCIES	JAN	FEB	MAR	APR	MAY	JUN	JUL	AUG	SEP	OCT	NOV	DEC	TOTAL
-----------------------------------	-----	-----	-----	-----	-----	-----	-----	-----	-----	-----	-----	-----	-------

No transfers were reported to Reclamation for the reporting year.

Footnotes:
No footnotes for this reporting year.

WATER MADE AVAILABLE BY CONSERVATION
BUREAU OF RECLAMATION
CALENDAR YEAR 2013

5/15/14

(Values are in acre-feet)

TRANSFER PROGRAM	JAN	FEB	MAR	APR	MAY	JUN	JUL	AUG	SEP	OCT	NOV	DEC	TOTAL
ARIZONA GROUND WATER PERMIT ¹	0	0	0	0	0	0	0	0	0	0	0	0	0
WARREN H. BROCK RESERVOIR STORAGE ²	17,014	9,082	11,312	13,833	15,933	12,736	10,860	14	2,460	10,161	12,022	10,548	125,975
YUMA DESALTING PLANT DISCHARGE TO THE COLORADO RIVER ³	19	16	18	16	19	10	19	14	14	17	13	17	192

Footnotes:

¹ In 2007, Reclamation was granted a permit to withdraw Arizona ground-water for return credits to offset bypass flows to Mexico. The values shown represent the return flow credits earned in accordance with the permit in the year covered by this report.

² Colorado River water stored in Warren H. Brock Reservoir. This total does not necessarily represent all new conservation or system efficiency gains by the reservoir. The difference between the value shown here and the amount shown in the California Article V(B) section, IID tabulation, "Delivery From Warren H. Brock Reservoir", consists of changes in reservoir storage and losses from the reservoir.

³ Water created by operation of the Yuma Desalting Plant and discharged to the Colorado River.

**EXHIBIT B
QUANTIFICATION AND TRANSFERS¹**
In Thousands of Acre-feet

Column:	1	2	3	4	5	6	7	8	9	10	11	12	13	14	15	16	17	18	19	20	21	22	23
	Calendar Year	Priority 1, 2 and 3 ²	IID Priority 3a										CVWD Priority 3a						Total Priority 1-3 Use Plus PPR Consumptive Use (sum of columns 21+22 plus column 19)	¹³ ISG Benchmarks	¹⁴ Annual Target		
			Reductions										Reductions						CVWD Net Consumptive Use Amount (columns 17-19 plus columns 18+19)				
			⁴ IID Reduction: MWD 1988 Agreement Transfer	⁵ IID Reduction: SDCWA Transfer	⁶ IID Reduction: AAC Linking ID, SDCWA & SLS	⁷ IID Reduction: SDCWA Mitigation Transfer	⁸ IID Intra-Priority 3 Transfer	⁹ IID Reduction: MWD Transfer with Salton Sea Restoration	¹⁰ IID Reduction: Conditions ISG Baseline	¹¹ IID Reduction: Misc. PPRs	¹² IID Reduction: Total Amount (sum of columns 4 through 12)	¹⁰ IID Net Consumptive Use Amount (difference between column 2 and column 12)	¹⁴ CVWD Priority 3a Quantified Amount	¹⁵ CVWD Reduction: SDCWA & SLS	¹⁶ CVWD Reduction: Misc. PPRs	¹⁷ CVWD Reductions: Total Amount (sum of columns 15+16)	¹⁸ Intra-Priority 3 Transfer: IID CVWD	¹⁹ Intra-Priority 3 Transfer: MWD CVWD	CVWD Net Consumptive Use Amount (columns 17-19 plus columns 18+19)				
1	2003	420	3,100	110	10	0	5	0	0	0	11.5	156.5	2,963.5	330	0	3	3	0	20	347	3,745.0	3,740	3,740
2	2004	420	3,100	110	20	0	10	0	0	0	11.5	161.5	2,948.5	330	0	3	3	0	20	347	3,730.0	3,740	3,707
3	2005	420	3,100	110	30	0	15	0	0	0	11.5	166.5	2,933.5	330	0	3	3	0	20	347	3,715.0	3,740	3,674
4	2006	420	3,100	110	40	0	20	0	0	0	11.5	190.5	2,909.5	330	26	3	29	0	20	321	3,695.0	3,640	3,640
5	2007	420	3,100	110	50	0	25	0	0	0	11.5	196.5	2,903.5	330	26	3	29	0	20	321	3,659.0	3,600	3,600
6	2008	420	3,100	110	50	67.7	25	4	20	0	11.5	288.2	2,811.8	330	26	3	29	4	20	325	3,671.3	3,566	3,566
7	2009	420	3,100	110	60	67.7	30	8	40	0	11.5	327.2	2,772.8	330	26	3	29	8	20	329	3,636.3	3,530	3,530
8	2010	420	3,100	110	70	67.7	35	12	60	0	11.5	366.2	2,733.8	330	26	3	29	12	20	333	3,601.3	3,510	3,510
9	2011	420	3,100	110	80	67.7	40	16	80	0	11.5	405.2	2,694.8	330	26	3	29	16	20	337	3,466.3	3,490	3,490
10	2012	420	3,100	110	90	67.7	45	21	100	0	11.5	445.2	2,654.8	330	26	3	29	21	20	342	3,431.3	3,470	3,470
11	2013	420	3,100	110	100	67.7	70	26	100	0	11.5	485.2	2,614.8	330	26	3	29	26	20	347	3,396.3	3,450	3,450
12	2014	420	3,100	110	100	67.7	90	31	100	0	11.5	510.2	2,599.8	330	26	3	29	31	20	352	3,376.3	3,445	3,445
13	2015	420	3,100	110	100	67.7	110	36	100	0	11.5	535.2	2,564.8	330	26	3	29	36	20	357	3,356.3	3,448	3,448
14	2016	420	3,100	110	100	67.7	130	41	100	0	11.5	560.2	2,539.8	330	26	3	29	41	20	362	3,336.3	3,440	3,440
15	2017	420	3,100	110	100	67.7	150	45	81	0	11.5	575.2	2,524.8	330	26	3	29	45	20	366	3,325.3	3,440	3,440
16	2018	420	3,100	110	130	67.7	0	63	0	0	11.5	382.2	2,717.8	330	26	3	29	63	20	384	3,536.3		
17	2019	420	3,100	110	160	67.7	0	68	0	0	11.5	417.2	2,682.8	330	26	3	29	68	20	389	3,506.3		
18	2020	420	3,100	110	193	67.7	0	73	0	0	11.5	454.7	2,645.3	330	26	3	29	73	20	394	3,473.8		
19	2021	420	3,100	110	205	67.7	0	78	0	0	11.5	472.2	2,627.8	330	26	3	29	78	20	399	3,461.3		
20	2022	420	3,100	110	203	67.7	0	83	0	0	11.5	474.7	2,625.3	330	26	3	29	83	20	404	3,463.8		
21	2023	420	3,100	110	200	67.7	0	88	0	0	11.5	477.2	2,622.8	330	26	3	29	88	20	409	3,466.3		
22	2024	420	3,100	110	200	67.7	0	93	0	0	11.5	482.2	2,617.8	330	26	3	29	93	20	414	3,466.3		
23	2025	420	3,100	110	200	67.7	0	99	0	0	11.5	497.2	2,612.8	330	26	3	29	99	20	419	3,466.3		
24	2026	420	3,100	110	200	67.7	0	103	0	0	11.5	492.2	2,607.8	330	26	3	29	103	20	424	3,466.3		
25	2027	420	3,100	110	200	67.7	0	103	0	0	11.5	492.2	2,607.8	330	26	3	29	103	20	424	3,466.3		
26	2028	420	3,100	110	200	67.7	0	103	0	0	11.5	492.2	2,607.8	330	26	3	29	103	20	424	3,466.3		
2029-2047 ¹³	420	3,100	110	200	67.7	0	103	0	0	0	11.5	492.2	2,607.8	330	26	3	29	103	20	424	3,466.3		
2048-2077 ¹⁴	420	3,100	110	200	67.7	0	100	0	0	0	11.5	489.2	2,610.8	330	26	3	29	100	20	421	3,466.3		

- Exhibit B is independent of increases and reductions as allowed under the Inadvertent Overrun and Payback Policy.
- Any higher use covered by MWD, any lesser use will produce water for MWD and help satisfy ISG Benchmarks and Annual Targets.
- IDIMWD 1988 Conservation Program conserves up to 110,000 AFY and the amount is based upon periodic verification. Of amount conserved, up to 20,000 AFY to CVWD (column 19), which does not count toward ISG Benchmarks and Annual Targets, and remainder to MWD.
- Ramp-up amounts may vary based upon construction progress, and final amounts will be determined by the Secretary pursuant to the Allocation Agreement.
- Any amount identified in Exhibit B for mitigation purposes will only be from non-Colorado River sources and these amounts may be provided by exchange for Colorado River water.
- Water would be transferred to MWD subject to certain conditions and to appropriate federal approvals. For informational purposes only, these transfers may also be subject to state approvals. Schedules are subject to adjustments with mutual consent. After 2008, these quantities will count toward the ISG Benchmarks (column 22) and Annual Targets (column 23) only if and to the extent that water is transferred into the Colorado River Aqueduct for use by MWD and/or SDCWA.
- MWD can acquire if CVWD declines the water. Any water obtained by MWD will be counted as additional agricultural reduction to help satisfy the ISG Benchmarks and Annual Targets. MWD will provide CVWD 50,000 AFY of the 100,000 AFY starting in year 46.
- ID has agreed to provide transfer amounts to meet the minimum ISG benchmarks, not to exceed a cumulative total of 145,000 AF. Maximum transfer amounts are 25,000 AF in 2006, 50,000 AF plus the unused amount from 2006 in 2009, and 70,000 AF plus the unused amounts from 2006 and 2009 in 2012. In addition to the maximum transfer amounts ID has also committed that no more than 72,500 AF of reduced inflow to the Salton Sea would result from these additional transfers.
- Up to the amount shown, as agreed upon reduction to IID or CVWD to cover collectively the sum of individual Miscellaneous PPRs, federal reserved rights and decreed rights. This is a reduction that counts towards ISG Benchmarks and Annual Targets.
- For purposes of Subparagraph 8(b)(2)(i) and (ii) and 8(c)(1) and (d) the Secretary will take into account: (i) the satisfaction of necessary conditions to certain transfers (columns 7 and 9) not within IID's control; (ii) the amounts of conserved water as determined, where such amounts may vary (columns 4, 6, 9 and 10), and (iii) with respect to column 7, reductions by IID will be considered in determining IID's compliance regardless of whether the conserved water is diverted into the Colorado River Aqueduct.
- For purposes of Subparagraph 8(c)(1) and (4) the Secretary will take into account: (i) the satisfaction of necessary conditions to certain transfers (columns 15 and 16) not within CVWD's control; and (ii) the amounts of conserved water as determined, where such amounts may vary (column 15).
- All consumptive use of priorities 1 through 3 plus 14,500 AF of PPRs must be within 25,000 AF of the amount stated.
- Assumes SDCWA does not elect termination in year 35.
- Assumes SDCWA and IID mutually consent to renewal term of 30 years.

Notes:
Substitute transfers can be made provided the total volume of water to be transferred remains equal or greater than amounts shown consistent with applicable federal approvals.
The shaded columns represent amounts of water that may vary.

INTENTIONALLY CREATED SURPLUS

In 2006, Reclamation entered into letter agreements with the Imperial Irrigation District and the Metropolitan Water District of Southern California to implement a demonstration program for the development of Intentionally Created Surplus (ICS). In this program, ICS refers to a quantity of surplus water the Secretary may make available for release under Article II(B)(2) of the Consolidated Decree of the Supreme Court of the United States in *Arizona v. California*, 547 U.S. 150 (2006) (Consolidated Decree). The demonstration program covered calendar years 2006 – 2007 and required that ICS be created through extraordinary conservation measures.

On December 13, 2007, the Secretary of the Interior signed the *Record of Decision, Colorado River Interim Guidelines for Lower Basin Shortages and the Coordinated Operations for Lake Powell and Lake Mead* (2007 Interim Guidelines). Beginning in 2008, the creation of ICS is governed by the 2007 Interim Guidelines. Section 3, pages 38-43 of the 2007 Interim Guidelines contains the policies and guidelines concerning the categories of, creation, delivery, and accounting for Intentionally Created Surplus.

Under the 2007 Interim Guidelines ICS may be created by an approved water user using a variety of approved measures within the four established ICS categories: Extraordinary Conservation ICS, Tributary Conservation ICS, System Efficiency ICS, and Imported ICS. Also stipulated in the 2007 Interim Guidelines are the limitations as to the maximum quantities of ICS that may be created during each year, delivered in a year, and accumulated in a water user's ICS account.

The following conditions apply to ICS:

- 1) During the year of creation, and with the exception of System Efficiency ICS, there is a one-time deduction of 5 percent from the amount of ICS created which is dedicated to system storage to provide a collective storage benefit for Colorado River users.
- 2) Beginning in the year after its creation, and with the exception of System Efficiency ICS, an annual evaporation loss of 3 percent is applied to the quantity of ICS remaining in an ICS account at the end of each year. This assessment is not applied during a shortage year.
- 3) Under flood control releases ICS is released first.
- 4) If a water user has an overrun payback obligation, the water user must repay the obligation in full before it can request or receive delivery of ICS.

The Secretary is responsible for approving plans for the creation of ICS, allowing for their modification, and developing procedures to account for and verify ICS creation and delivery.

The tabulations in this section document information associated with ICS, as applicable, for each individual water user, including:

- 1) The beginning of year ICS account balance.
- 2) The amount of ICS created in the reporting year.
- 3) The amount of ICS delivered in the reporting year.
- 4) The end of year ICS account balance, after applying reductions for system assessment, IOPP payback, and evaporation, as appropriate.

INTENTIONALLY CREATED SURPLUS
BY STATE, USER, AND TYPE OF ICS
CALENDAR YEAR 2013

5/15/14

(Values are in acre-feet)

State	Water User	ICS Type	5/15/14						2013 EOY Balance ⁶
			2013 BOY Balance	Creation ¹	System Assessment ²	IOPP Payback ³	Delivery	Evaporation Loss ⁴	
ARIZONA	CAWCD	System Efficiency - Warren H. Brock	100,000	0	N/A	0	0	N/A	100,000
	CAWCD	System Efficiency - YDP Pilot Run	3,050	0	N/A	0	0	N/A	3,050
Total Arizona:								103,050	
CALIFORNIA	MWD	Extraordinary Conservation	489,389	0	0	0	93,857	11,866	383,666
	MWD	System Efficiency - Warren H. Brock	66,000	0	N/A	0	0	N/A	66,000
	MWD	System Efficiency - YDP Pilot Run	24,397	0	N/A	0	0	N/A	24,397
	IID	Extraordinary Conservation	0	0	0	0	0	0	0
Total California:								474,063	
NEVADA	SNWA	Extraordinary Conservation converted from							
		Tributary Conservation / Imported ⁵	109,754	0	0	0	0	3,293	106,461
	SNWA	Tributary Conservation	N/A	31,500	1,575	0	0	N/A	29,925
	SNWA	Imported - Coyote Spring Valley	N/A	1,700	85	0	0	N/A	1,615
	SNWA	System Efficiency - Warren H. Brock	400,000	0	N/A	0	0	N/A	400,000
SNWA	System Efficiency - YDP Pilot Run	3,050	0	N/A	0	0	N/A	3,050	
Total Nevada:								541,051	
Total ICS stored in Lake Mead: EOY 2013								1,118,164	

Footnotes:

¹ The amount of ICS created by the water user during the reporting year. Unless otherwise noted, all current year values displayed in this column are provisional until verified by Reclamation.

² In accordance with Section 3.B.2. of the Colorado River Interim Guidelines for Lower Basin Shortages and the Coordinated Operation for Lake Powell and Lake Mead (2007 Interim Guidelines), there shall be a one-time deduction of 5 percent from the amount of ICS in the year of creation. This system assessment shall result in additional system water in storage in Lake Mead.

³ In accordance with Section 3.C.7 of the Interim Guidelines, if a contractor has an overrun payback obligation, the contractor must repay the overrun payback obligation in full before requesting or receiving delivery of ICS. If a contractor requests to use its ICS credits to pay back an overrun, the contractor's ICS account(s) shall be reduced by the amount of the payback prior to calculating the evaporation loss and the remaining ICS credits available to the contractor.

⁴ In accordance with Section 3.B.7 of the Interim Guidelines, a 3 percent evaporation loss shall be applied annually to the EOY balance of Extraordinary Conservation ICS beginning in the year after the ICS is created and continuing until no Extraordinary Conservation ICS remains in Lake Mead.

⁵ The EOY balance of ICS including creation, reductions, and delivery taking place in the reporting year.

⁶ The verified amounts of Tributary Conservation ICS and Imported ICS created by SNWA in 2012 are 31,442 AF and 3,918 AF, respectively. After applying the 5 percent reduction for system assessment, the 2012 EOY Tributary Conservation ICS balance is 29,870 AF; the 2012 EOY Imported ICS balance is 2,722 AF. In accordance with Section 3.A.2 of the Interim Guidelines, these amounts, totaling 32,592 AF, were converted to Extraordinary Conservation ICS at the beginning of 2013.

DOCUMENTS AND LETTERS SIGNIFICANT TO THE DELIVERY OF AND ACCOUNTING FOR THE USE OF COLORADO RIVER WATER IN CY 2013

The table below includes agreements, letters, regulations and operating plans that impacted Reclamation's delivery of Colorado River water during calendar year 2013. In prior years through 2011, electronic copies of these documents were included on a CD enclosed with the report. Beginning with the 2012 report, these documents may be retrieved by clicking on the item in the electronic version of the report which are available at Reclamation's website at: www.usbr.gov/lc/region/g4000/wtracct.html. Acronyms used below are defined on page 1, "Acronyms and Abbreviated Terms", of this report.

RECORD OF DECISIONS	
1.	The Record of Decision for Colorado River Interim Guidelines for Lower Basin Shortages and the Coordinated Operations for Lake Powell and Lake Mead dated December 13, 2007. This document provides the framework used by the Secretary of the Interior for shortage, coordinated operation of Lake Powell and Lake Mead, and to encourage conservation, plan for shortages, implement closer coordination of operations of Lake Powell and Lake Mead, and preserve flexibility to deal with further challenges.
2.	The Record of Decision for the Colorado River Water Delivery Agreement: Implementation Agreement, Inadvertent Overrun and Payback Policy, and Related Federal Actions Final Environmental Impact Statement. The Water Delivery Agreement provides certainty regarding water entitlements that are necessary for continued effective implementation of the Secretary's responsibilities as Water Master on the lower Colorado River.

REPORTS	
3.	2013 Annual Operating Plan Executive Summary that outlines the criteria under which the Colorado River was operated during Calendar Year 2013 considering current and anticipated hydrologic conditions.

INTERIM DETERMINATIONS	
4.	The Secretary's Interim Determination for the amount of water conserved and the amount of water made available for allocation as a result of the Coachella Canal Lining Project, dated January 31, 2008.
5.	The Secretary's Interim Determination for the amount of water conserved and the amount of water made available for allocation as a result of the All-American Canal Lining Project, dated December 4, 2009.

**DOCUMENTS AND LETTERS SIGNIFICANT TO THE DELIVERY OF
AND ACCOUNTING FOR THE USE OF COLORADO RIVER WATER IN CY 2013**

AGREEMENTS	
6.	Second Amended Operational Agreement among MWD, CRCN, and SNWA signed October 24, 2012. On October 21, 2004, MWD, CRCN, and SNWA entered into an Operational Agreement that provides additional terms and conditions, consistent with the SIRA, governing operational and financial matters relating to the Storage of Colorado River water and the creation of ICUA. The Second Amended Operational Agreement amends the October 2004 Operational Agreement and addresses, among other things, the storage of ICUA for 2012-2016.

INTENTIONALLY CREATED SURPLUS	
7.	MWD's Extraordinary Conservation ICS Certification Report for calendar year 2012 dated July 12, 2013 (as revised, February 2014).
8.	Reclamation's letter dated April 7, 2014, verifying MWD's ICS creation for calendar year 2012.
9.	SNWA's Tributary Conservation ICS and Imported ICS Certification Reports for calendar year 2012 dated December 19, 2013.
10.	Reclamation's letter dated February 24, 2014, verifying SNWA's ICS creation for calendar year 2012.
11.	MWD's Extraordinary Conservation ICS Plan of Creation for calendar year 2013 dated June 29, 2012.
12.	Reclamation's letter dated June 12, 2013, approving MWD's Extraordinary Conservation ICS Plan of Creation for calendar 2013.
13.	IID's Extraordinary Conservation ICS Plan of Creation for calendar year 2013 dated June 29, 2012.
14.	Reclamation's letter dated June 12, 2013, approving IID's Extraordinary Conservation ICS Plan of Creation for calendar 2013.
15.	SNWA's Tributary Conservation ICS and Imported ICS Plans of Creation for calendar year 2013 dated June 13, 2012.
16.	Reclamation's letter dated June 12, 2013, approving SNWA's 2013 ICS Plans of Creation for Tributary Conservation ICS and Imported ICS.
17.	Calendar Year 2013 Fallowed Land Verification Report PVID/MWD Forbearance and Fallowing Program, dated May 12, 2014.

**DOCUMENTS AND LETTERS SIGNIFICANT TO THE DELIVERY OF
AND ACCOUNTING FOR THE USE OF COLORADO RIVER WATER IN CY 2013**

INTERSTATE WATER BANKING	
18.	AWBA's letter dated December 15, 2010, indicating they would not be storing water for SNWA through 2014.
19.	SNWA's letter dated October 30, 2013, requesting MWD to store up to 75,000 acre-feet of Nevada unused apportionment in 2013
20.	SNWA's letter dated October 30, 2013, to Reclamation indicating the availability of up to 75,000 acre-feet of Nevada unused apportionment and requesting approval to store this water with MWD in 2013
21.	MWD's letter dated November 12, 2013, to SNWA indicating its willingness to store up to 75,000 acre-feet of Nevada unused apportionment in 2013
22.	MWD's letter dated November 12, 2013, to Reclamation indicating its ability and willingness to store up to 75,000 acre-feet of Nevada unused apportionment in 2013
23.	Reclamation's letter dated December 20, 2013, to SNWA confirming the existence of and releasing up to 75,000 acre-feet of Nevada unused apportionment for storage within MWD facilities in 2013
24.	Reclamation's letter dated December 11, 2013, to MWD confirming the ability to store and the release of up to 75,000 acre-feet of Nevada unused apportionment in 2013
25.	MWD's letter dated March 3, 2014, to Reclamation et al summarizing the amount of Nevada unused apportionment stored in MWD facilities from 2004 through 2013

INADVERTENT OVERRUN AND PAYBACK POLICY	
26.	Notice of Calendar Year 2011 Overrun of Colorado River Entitlement by Beattie Farms Southwest dated June 22, 2012.
27.	Notice of Calendar Year 2011 Overrun of Colorado River Entitlement by the Cocopah Indian Tribe dated June 20, 2012.
28.	Notice of Calendar Year 2011 Overrun of Colorado River Entitlement by the Fort Mojave Indian Tribe dated June 20, 2012.

**DOCUMENTS AND LETTERS SIGNIFICANT TO THE DELIVERY OF
AND ACCOUNTING FOR THE USE OF COLORADO RIVER WATER IN CY 2013**

INADVERTENT OVERRUN AND PAYBACK POLICY	
29.	Notice of Calendar Year 2011 Overrun of Colorado River Entitlement by Imperial Irrigation District dated June 20, 2012.
30.	Notification of Risk of Exceeding 2013 Adjusted Entitlement by Imperial Irrigation District dated August 9, 2013.
31.	Beattie Farms Southwest IOPP Payback Plan for Calendar Years 2013-2015 dated August 9, 2012.
32.	Reclamation's letter dated December 31, 2012, approving Beattie Farms Southwest IOPP Payback Plan for Calendar Years 2013-2015.
33.	Beattie Farms Southwest IOPP Certification Report for Calendar Year 2013.
34.	Reclamation's letter dated May 5, 2014, verifying Beattie Farms Southwest's 2013 IOPP payback amount of 472 acre-feet.
35.	Cocopah Indian Tribe IOPP Payback Plan for Calendar Years 2013-2015 dated July 12, 2013.
36.	Reclamation's letter dated September 21, 2013, approving Cocopah Indian Tribe IOPP Payback Plan for Calendar Years 2013-2015.
37.	Cocopah Indian Tribe IOPP Certification Report for Calendar Year 2013 dated March 3, 2014.
38.	Reclamation's letter dated May 5, 2014, verifying the Cocopah Indian Tribe's 2013 IOPP payback amount of 228 acre-feet.
39.	Fort Mojave Indian Tribe – California Reservation IOPP Payback Plan for Calendar Year 2013 dated July 20, 2012.
40.	Reclamation's letter dated December 31, 2012, approving Fort Mojave Indian Tribe – California Reservation IOPP Payback Plan for Calendar Year 2013.
41.	Fort Mojave Indian Tribe – California Reservation IOPP Certification Report for Calendar Year 2013 dated February 24, 2014.
42.	Reclamation's letter dated May 5, 2014, verifying the Fort Mojave Indian Tribe's 2013 IOPP payback amount of 155 acre-feet.

**DOCUMENTS AND LETTERS SIGNIFICANT TO THE DELIVERY OF
AND ACCOUNTING FOR THE USE OF COLORADO RIVER WATER IN CY 2013**

INADVERTENT OVERRUN AND PAYBACK POLICY	
43.	Imperial Irrigation District IOPP Payback Plan for Calendar Year 2013 dated September 20, 2012.
44.	Reclamation's letter dated May 14, 2013, approving Imperial Irrigation District IOPP Payback Plan for Calendar Year 2013.
45.	Imperial Irrigation District Revised IOPP Payback Plan for Calendar Year 2013 dated August 5, 2013.
46.	Reclamation's letter dated September 21, 2013, approving Imperial Irrigation District's Revised IOPP Payback Plan for Calendar Year 2013.
47.	Imperial Irrigation District IOPP Certification Report for Calendar Year 2013 dated April 2, 2014.
48.	Reclamation's letter dated May 5, 2014, verifying the Imperial Irrigation District's 2013 IOPP payback amount of 93,057 acre-feet.

DOCUMENTS RELATING TO THE COLORADO RIVER WATER DELIVERY AGREEMENT	
49.	Reclamation's letter dated May 3, 2013, to IID discussing transfer and payback issues as a result of a direct delivery of Colorado River water to the Salton Sea in 2010
50.	IID's letter dated June 28, 2013, to Reclamation discussing IID's set of actions as a result of direct delivery of Colorado River water to the Salton Sea in 2010
51.	Reclamation's letter dated July 2, 2013, to IID continuing the discussion of transfer and payback issues as a result of a direct delivery of Colorado River water to the Salton Sea in 2010
52.	CAWCD, MWD, and SNWA's joint letter to Reclamation dated October 31, 2013, expressing their desire that any unused Colorado River water for calendar year 2012 be left in Lake Mead to meet the demands for future years.
53.	CVWD's letter dated December 4, 2013, projecting the estimated amount of 2013 environmental mitigation water for the Coachella Canal Lining Project, and the remaining water available for transfer to the SDCWA.

**DOCUMENTS AND LETTERS SIGNIFICANT TO THE DELIVERY OF
AND ACCOUNTING FOR THE USE OF COLORADO RIVER WATER IN CY 2013**

DOCUMENTS RELATING TO THE COLORADO RIVER WATER DELIVERY AGREEMENT	
54.	Reclamation's letter to CVWD dated December 26, 2013, acknowledging CVWD's estimate of the amount of water used in 2013 for environmental mitigation for the Coachella Canal Lining Project, and the amount of water available to SDCWA.
55.	An e-mail message from CVWD dated April 4, 2014, revising and verifying the amount of water used in 2013 for environmental mitigation for the Coachella Canal Lining Project and the amount of water available to SDCWA.

WATER ACCOUNTING	
56.	A description on how irrigation water is accounted for by the USGS for areas where estimates of diversion are required.
57.	Maps showing the locations of the wells and river pumps reported by the USGS, and presented in the supplemental tabulations for Arizona and California.

UNITED STATES-MEXICO 1944 WATER TREATY RELATED	
58.	Minute No. 242 – Permanent and Definitive Solution to the International Problem of the Salinity of the Colorado River.
59.	Minute No. 314 – Extension of the Temporary Emergency Delivery of Colorado River Water for use in Tijuana, Baja California.
60.	Minute No. 318 – Adjustment of Delivery Schedules for Water Allotted to Mexico for the Years 2010 Through 2013 as a Result of Infrastructure Damage in Irrigation District 014, Rio Colorado, Caused by the April 2010 Earthquake in the Mexicali Valley, Baja California.
61.	Minute No. 319 – Interim International Cooperative Measures in the Colorado River Basin Through 2017 and Extension of Minute 318 Cooperative Measures to Address the Continued Effects of the April 2010 Earthquake in the Mexicali Valley, Baja California.



MWD
 METROPOLITAN WATER DISTRICT OF SOUTHERN CALIFORNIA
 700 North Alameda Street
 Los Angeles, CA, 90012-2944

INVOICE

Billed To:
 San Diego County Water Authority



Service Address
 4677 Overland Avenue
 San Diego, Ca. 92123-1233

January 2003	Page No. 1 of 1
Mailed: 02/10/2003	Due Date: 03/28/2003
Invoice Number: 4232	Revision: 0

NOTICE

The MWD Administrative Code Section 4507 and 4508 require that payment must be made in "Good Funds" by the due date or the payment will be considered delinquent and an additional charge shall be assessed.

TIER 1 DELIVERIES	Volume (AF)
Total Water Treated Delivered	17,547.4
Total Water Untreated Delivered	29,578.7

SALES		Volume (AF)	Rate (\$ /AF)	Total (\$)
Full Service	Tier 1 Supply Rate	47,126.1	\$73.00	\$3,440,205.30
	System Access Rate	47,126.1	\$141.00	\$6,644,780.10
	Water Stewardship Rate	47,126.1	\$23.00	\$1,083,900.30
	System Power Rate	47,126.1	\$89.00	\$4,194,222.90
	Treatment Surcharge	17,547.4	\$82.00	\$1,438,886.80
Adj. Full Service Prior Rates	Treated	-4,790.3		(\$2,064,619.30)
	Untreated	-15,200.5		(\$5,304,974.50)
IAWP	Treated	3,375.1		\$992,279.40
	Untreated	640.3		\$151,110.80
Seasonal Long Term	Untreated	2,813.0		\$655,429.00
Seasonal Shift	Treated	1,415.0		\$410,350.00
	Untreated	11,747.2		\$2,861,304.10
SUBTOTAL				\$14,502,874.90

WATER MANAGEMENT	Volume (AF)	Total (\$)
Local Resource Programs	932.6	(\$221,803.50)
SUBTOTAL		(\$221,803.50)

OTHER CHARGES AND CREDITS		
Conservation Credit	(\$581,009.50)	
SUBTOTAL		(\$581,009.50)

ADDITIONAL INFORMATION	Volume (AF)	Peak Day	Flow (CFS)
Purchase Order Commitment (Jan 2003 to Dec 2012)	3,338,035.2		
Purchase Order Firm Delivery To Date (Jan 2003 to Dec 2012)	47,126.1		
Tier 1 Annual Limit (For Current Year)	500,705.3		
Tier 1 YTD Deliveries (For Current Year)	47,126.1		
Requested Capacity			739.2
Annual Peak Flow		1/28/2003	913.7

INVOICE TOTAL	Volume AF 48,058.5	Amount Now Due \$13,700,061.90
----------------------	------------------------------	--

Note: Amount Due is based on highlighted fields



MWD

METROPOLITAN WATER DISTRICT OF SOUTHERN CALIFORNIA

700 North Alameda Street
Los Angeles, CA, 90012-2944

INVOICE DETAIL

NOTICE

The MWD Administrative Code Section 4507 and 4508 require that payment must be made in "Good Funds" by the due date or the payment will be considered delinquent and an additional charge shall be assessed.

IN ACCORDANCE WITH READINGS AND BILLING DATA LISTED BELOW

Agency Name	Invoice No.	Rev.	Bill Period	Page No.	Mailed On	Due On
San Diego County Water Authority	4232	0	January 2003	1 of 7	02-10-03	03-28-03

Meter No. SD-01A

Treated Domestic	Constant	Previous Reading	Current Reading	Volume (CU. FT)	Rate Desc.
Rainbow Cyn. Rd. e/o Frontage Rd.	1.000	12934743	13033890	99147000	Unbundled

--- DELIVERIES ---

	Rate Per AF	Volume AF	Amount
Tier 1	73.00	2,276.1	166,155.30
System Access	141.00	2,276.1	320,930.10
Stewardship	23.00	2,276.1	52,350.30
Power	89.00	2,276.1	202,572.90
Treatment	82.00	2,276.1	186,640.20
Delivery Subtotal		2,276.1	928,648.80
SD-01A Total		2,276.1	928,648.80

Meter No. SD-01B

Treated Domestic	Constant	Previous Reading	Current Reading	Volume (CU. FT)	Rate Desc.
Rainbow Cyn. Rd. e/o Frontage Rd.	1.000	12561497	12660816	99319000	Unbundled

--- DELIVERIES ---

	Rate Per AF	Volume AF	Amount
Tier 1	73.00	2,280.1	166,447.30
System Access	141.00	2,280.1	321,494.10
Stewardship	23.00	2,280.1	52,442.30
Power	89.00	2,280.1	202,928.90
Treatment	82.00	2,280.1	186,968.20
Dec 2002, meter under 10% flow voided on 200212	431.00	-0.2	-86.20
Delivery Subtotal		2,279.9	930,194.60
SD-01B Total		2,279.9	930,194.60

Meter No. SD-02

Treated Domestic	Constant	Previous Reading	Current Reading	Volume (CU. FT)	Rate Desc.
w/o Rainbow Glen Rd.	100	10700557	10831013	13045600	Unbundled

--- DELIVERIES ---

	Rate Per AF	Volume AF	Amount
Tier 1	73.00	299.5	21,863.50
System Access	141.00	299.5	42,229.50
Stewardship	23.00	299.5	6,888.50
Power	89.00	299.5	26,655.50
Treatment	82.00	299.5	24,559.00
Delivery Subtotal		299.5	122,196.00

Agency Name San Diego County Water Authority	Invoice No. 4232	Rev. 0	Bill Period January 2003	Page No. 2 of 7	Mailed On 02-10-03	Due On 03-28-03
---	---------------------	-----------	-----------------------------	--------------------	-----------------------	--------------------

SD-02 Total	299.5	122,196.00
-------------	-------	------------

Meter No SD-03

Untreated Domestic	Constant	Previous Reading	Current Reading	Volume (CU. FT)	Rate Desc.
Rainbow Cyn. Rd. e/o Frontage Rd.	1.000	34123064	34641912	518848000	Unbundled

--- DELIVERIES ---

	Rate Per AF	Volume AF	Amount
Tier 1	73.00	11,911.1	869,510.30
System Access	141.00	11,911.1	1,679,465.10
Stewardship	23.00	11,911.1	273,955.30
Power	89.00	11,911.1	1,060,087.90
Delivery Subtotal		11,911.1	3,883,018.60

SD-03 Total	11,911.1	3,883,018.60
-------------	----------	--------------

Meter No SD-05

Treated Domestic	Constant	Previous Reading	Current Reading	Volume (CU. FT)	Rate Desc.
s/o Reche Rd. w/o Wilt Rd.	100	1256307	1329314	7300700	Unbundled

--- DELIVERIES ---

	Rate Per AF	Volume AF	Amount
Tier 1	73.00	167.6	12,234.80
System Access	141.00	167.6	23,631.60
Stewardship	23.00	167.6	3,854.80
Power	89.00	167.6	14,916.40
Treatment	82.00	167.6	13,743.20
Delivery Subtotal		167.6	68,380.80

SD-05 Total	167.6	68,380.80
-------------	-------	-----------

Meter No SD-07

Treated Domestic	Constant	Previous Reading	Current Reading	Volume (CU. FT)	Rate Desc.
e/o Wilt Rd. n/o Dos Ninos Ave.	1.000	70712200	71237672	525472000	Unbundled

--- DELIVERIES ---

	Rate Per AF	Volume AF	Amount
Tier 1	73.00	12,063.2	880,613.60
System Access	141.00	12,063.2	1,700,911.20
Stewardship	23.00	12,063.2	277,453.60
Power	89.00	12,063.2	1,073,624.80
Treatment	82.00	12,063.2	989,182.40
Delivery Subtotal		12,063.2	4,921,785.60

--- ADJUSTMENT ---

	Rate Per AF	Volume AF	Amount
Sep 2002 adj full service to agr	431.00	-118.2	-50,944.20
Sep 2002 adj full service to agr (Rincon)	294.00	118.2	34,750.80
Oct 2002 adj full service to agr	431.00	-93.0	-40,083.00
Oct 2002 adj full service to agr (Rincon)	294.00	93.0	27,342.00
Oct 2002 adj full service to sss ril	431.00	-11.3	-4,870.30
Oct 2002 adj full service to sss ril sft (Santa Fe Irrigation)	290.00	11.3	3,277.00
Oct 2002 adj full service to sss ril	431.00	-1,310.0	-564,610.00
Oct 2002 adj full service to sss ril sft (City of San Diego)	290.00	1,310.0	379,900.00
Nov 2002 adj full service to agr	431.00	-20.6	-8,878.60
Nov 2002 adj full service to agr (Padre Dam)	294.00	20.6	6,056.40
Nov 2002 adj full service to agr	431.00	-52.4	-22,584.40
Nov 2002 adj full service to agr (Rincon)	294.00	52.4	15,405.60
Nov 2002 adj full service to sss ril	431.00	-1.5	-646.50
Nov 2002 adj full service to sss ril sft (Santa Fe Irrigation)	290.00	1.5	435.00
Dec 2002 adj full service to agr	431.00	-54.8	-23,618.80

Agency Name San Diego County Water Authority	Invoice No. 4232	Rev. 0	Bill Period January 2003	Page No. 3 of 7	Mailed On 02-10-03	Due On 03-28-03
---	---------------------	-----------	-----------------------------	--------------------	-----------------------	--------------------

--- ADJUSTMENT ---

	Rate Per AF	Volume AF	Amount
Dec 2002 adj full service to agr (Carlsbad Municipal)	294.00	54.8	16,111.20
Dec 2002 adj full service to agr	431.00	-240.0	-103,440.00
Dec 2002 adj full service to agr (Fallbrook)	294.00	240.0	70,560.00
Dec 2002 adj full service to agr	431.00	-34.9	-15,041.90
Dec 2002 adj full service to agr (Olivenhain)	294.00	34.9	10,260.60
Dec 2002 adj full service to agr	431.00	-4.0	-1,724.00
Dec 2002 adj full service to agr (Otay)	294.00	4.0	1,176.00
Dec 2002 adj full service to agr	431.00	-141.5	-60,986.50
Dec 2002 adj full service to agr (Padre Dam)	294.00	141.5	41,601.00
Dec 2002 adj full service to agr	431.00	-850.0	-366,350.00
Dec 2002 adj full service to agr (Rainbow)	294.00	850.0	249,900.00
Dec 2002 adj full service to agr	431.00	-64.4	-27,756.40
Dec 2002 adj full service to agr (Ramona)	294.00	64.4	18,933.60
Dec 2002 adj full service to agr	431.00	-2.9	-1,249.90
Dec 2002 adj full service to agr (City of San Diego)	294.00	2.9	852.60
Dec 2002 adj full service to agr	431.00	-138.5	-59,693.50
Dec 2002 adj full service to agr (Vallecitos)	294.00	138.5	40,719.00
Dec 2002 adj full service to agr	431.00	-1,354.7	-583,875.70
Dec 2002 adj full service to agr (Valley Center)	294.00	1,354.7	398,281.80
Dec 2002 adj full service to agr	431.00	-12.1	-5,215.10
Dec 2002 adj full service to agr (Vista)	294.00	12.1	3,557.40
Dec 2002 adj full service to agr	431.00	-125.3	-54,004.30
Dec 2002 adj full service to agr (Yuima)	294.00	125.3	36,838.20
Dec 2002 adj full service to agr	431.00	-30.9	-13,317.90
Dec 2002 adj full service to agr (Oceanside)	294.00	30.9	9,084.60
Dec 2002 adj full service to agr	431.00	-36.9	-15,903.90
Dec 2002 adj full service to agr (Rincon)	294.00	36.9	10,848.60
Dec 2002 adj full service to sss rds	431.00	-92.2	-39,738.20
Dec 2002 adj full service to sss rds sft(Fallbrook)	290.00	92.2	26,738.00
Adjustment Subtotal		0.0	-661,903.70
SD-07 Total		12,063.2	4,259,881.90

Meter No. SD-08

Treated Domestic n/o Red Mtn. n/o Mission Rd.	Constant 100	Previous Reading 20367228	Current Reading 20506060	Volume (CU. FT) 13883200	Rate Desc. Unbundled
--	-----------------	------------------------------	-----------------------------	-----------------------------	-------------------------

--- DELIVERIES ---

	Rate Per AF	Volume AF	Amount
Tier 1	73.00	318.7	23,265.10
System Access	141.00	318.7	44,936.70
Stewardship	23.00	318.7	7,330.10
Power	89.00	318.7	28,364.30
Treatment	82.00	318.7	26,133.40
Delivery Subtotal		318.7	130,029.60
SD-08 Total		318.7	130,029.60

Meter No. SD-09

Treated Domestic w/o Rainbow Glen. Rd. n/o Red Mtn.	Constant 100	Previous Reading 3364451	Current Reading 3426389	Volume (CU. FT) 6193800	Rate Desc. Unbundled
--	-----------------	-----------------------------	----------------------------	----------------------------	-------------------------

--- DELIVERIES ---

	Rate Per AF	Volume AF	Amount
Tier 1	73.00	142.2	10,380.60
System Access	141.00	142.2	20,050.20
Stewardship	23.00	142.2	3,270.60
Power	89.00	142.2	12,655.80
Treatment	82.00	142.2	11,660.40
Delivery Subtotal		142.2	58,017.60

Agency Name San Diego County Water Authority	Invoice No. 4232	Rev. 0	Bill Period January 2003	Page No. 4 of 7	Mailed On 02-10-03	Due On 03-28-03
---	---------------------	-----------	-----------------------------	--------------------	-----------------------	--------------------

SD-09 Total	142.2	58,017.60
-------------	-------	-----------

Meter No. SD-11

Untreated Domestic e/o Wilt Rd. n/o Dos Ninos Ave.	Constant 10.000	Previous Reading 8055591	Current Reading 8132551	Volume (CU. FT) 769600000	Rate Desc. Unbundled
---	--------------------	-----------------------------	----------------------------	------------------------------	-------------------------

--- DELIVERIES ---	Rate Per AF	Volume AF	Amount
Tier 1	73.00	17,667.6	1,289,734.80
System Access	141.00	17,667.6	2,491,131.60
Stewardship	23.00	17,667.6	406,354.80
Power	89.00	17,667.6	1,572,416.40
Delivery Subtotal		17,667.6	5,759,637.60

--- ADJUSTMENT ---	Rate Per AF	Volume AF	Amount
Oct 2002 adj full service to sss rds	349.00	-305.5	-106,619.50
Oct 2002 adj full service to sss rds sft (Ramona)	233.00	305.5	71,181.50
Oct 2002 adj full service to sss ril	349.00	-1,215.2	-424,104.80
Oct 2002 adj full service to sss ril sft (Santa Fe Irrigation)	233.00	1,215.2	283,141.60
Oct 2002 adj full service to sss rds	349.00	-605.7	-211,389.30
Oct 2002 adj full service to sss rds sft (Sweetwater)	288.00	605.7	174,441.60
Oct 2002 adj full service to sss ril	349.00	-1,199.7	-418,695.30
Oct 2002 adj full service to sss ril sft (Sweetwater)	288.00	1,199.7	345,513.60
Oct 2002 adj full service to sss rds	349.00	-1,835.2	-640,484.80
Oct 2002 adj full service to sss rds Ing(Sweetwater)	233.00	1,835.2	427,601.60
Oct 2002 adj full service to sss ril	349.00	-5,143.2	-1,794,976.80
Oct 2002 adj full service to sss ril sft (City of San Diego)	233.00	5,143.2	1,198,365.60
Nov 2002 adj full service to agr	349.00	-32.3	-11,272.70
Nov 2002 adj full service to agr (Poway)	236.00	32.3	7,622.80
Nov 2002 adj full service to sss rds	349.00	-450.9	-157,364.10
Nov 2002 adj full service to sss rds sft(Ramona)	233.00	450.9	105,059.70
Nov 2002 adj full service to sss ril	349.00	-117.9	-41,147.10
Nov 2002 adj full service to sss ril sft (Santa Fe Irrigation)	233.00	117.9	27,470.70
Nov 2002 adj full service to sss rds	349.00	-220.7	-77,024.30
Nov 2002 adj full service to sss rds sft(Sweetwater)	288.00	220.7	63,561.60
Nov 2002 adj full service to sss rds	349.00	-977.8	-341,252.20
Nov 2002 adj full service to sss rds Ing (Sweetwater)	233.00	977.8	227,827.40
Dec 2002 adj full service to agr	349.00	-365.9	-127,699.10
Dec 2002 adj full service to agr (Escondido)	236.00	365.9	86,352.40
Dec 2002 adj full service to agr	349.00	-31.0	-10,819.00
Dec 2002 adj full service to agr (Olivenhain)	236.00	31.0	7,316.00
Dec 2002 adj full service to agr	349.00	-133.0	-46,417.00
Dec 2002 adj full service to agr (Ramona)	236.00	133.0	31,388.00
Dec 2002 adj full service to agr	349.00	-10.8	-3,769.20
Dec 2002 adj full service to agr (City of San Diego)	236.00	10.8	2,548.80
Dec 2002 adj full service to agr	349.00	-4.1	-1,430.90
Dec 2002 adj full service to agr (Santa Fe Irrigation)	236.00	4.1	967.60
Dec 2002 adj full service to agr	349.00	-17.9	-6,247.10
Dec 2002 adj full service to agr (Vista)	236.00	17.9	4,224.40
Dec 2002 adj full service to agr	349.00	-45.3	-15,809.70
Dec 2002 adj full service to agr (Oceanside)	236.00	45.3	10,690.80
Dec 2002 adj full service to sss rds	349.00	-482.3	-168,322.70
Dec 2002 adj full service to sss rds sft(Ramona)	233.00	482.3	112,375.90
Dec 2002 adj full service to sss rds	349.00	-20.8	-7,259.20
Dec 2002 adj full service to sss rds sft(Poway)	288.00	20.8	5,990.40
Dec 2002 adj full service to sss rds	349.00	-211.4	-73,778.60
Dec 2002 adj full service to sss rds sft(Sweetwater)	288.00	211.4	60,883.20
Dec 2002 adj full service to sss rds	349.00	-1,773.9	-619,091.10
Dec 2002 adj full service to sss rds sft(City of San Diego)	233.00	1,773.9	413,318.70
Adjustment Subtotal		0.0	-1,637,130.60
SD-11 Total		17,667.6	4,122,507.00

Agency Name San Diego County Water Authority	Invoice No. 4232	Rev. 0	Bill Period January 2003	Page No. 5 of 7	Mailed On 02-10-03	Due On 03-28-03
---	---------------------	-----------	-----------------------------	--------------------	-----------------------	--------------------

Meter No. SD-DS1

	Constant	Previous Reading	Current Reading	Volume (CU. FT)	Rate Desc.
Desalted					
Desalted		N/A	N/A	N/A	Unbundled

--- ADJUSTMENT ---

	Rate Per AF	Volume AF	Amount
Jan 2003 Ippds contribution	250.00	286.8	-71,700.00
Adjustment Subtotal		286.8	-71,700.00
SD-DS1 Total		286.8	-71,700.00

Meter No. SD-GRP1

	Constant	Previous Reading	Current Reading	Volume (CU. FT)	Rate Desc.
Recovered					
Recovered Greenbelt		N/A	N/A	N/A	Unbundled

--- ADJUSTMENT ---

	Rate Per AF	Volume AF	Amount
Jan 2003	420.00	262.6	110,292.00
Jan 2003	670.00		-175,942.00
Adjustment Subtotal		262.6	-65,650.00
SD-GRP1 Total		262.6	-65,650.00

Meter No. SD-RCL1

	Constant	Previous Reading	Current Reading	Volume (CU. FT)	Rate Desc.
Reclaimed					
Reclaimed		N/A	N/A	N/A	Unbundled

--- ADJUSTMENT ---

	Rate Per AF	Volume AF	Amount
Nov 2002 Irp contribution voided	250.00	-31.7	7,925.00
Nov 2002 Irp contribution	250.00	22.1	-5,525.00
Jan 2003 Irp contribution	250.00	16.9	-4,225.00
Adjustment Subtotal		7.3	-1,825.00
SD-RCL1 Total		7.3	-1,825.00

Meter No. SD-RCL10

	Constant	Previous Reading	Current Reading	Volume (CU. FT)	Rate Desc.
Reclaimed					
No Address 1		N/A	N/A	N/A	Unbundled

--- ADJUSTMENT ---

	Rate Per AF	Volume AF	Amount
Dec 2002 contribution	225.00	188.9	-42,502.50
Adjustment Subtotal		188.9	-42,502.50
SD-RCL10 Total		188.9	-42,502.50

Meter No. SD-RCL13

	Constant	Previous Reading	Current Reading	Volume (CU. FT)	Rate Desc.
Reclaimed					
Reclaimed		N/A	N/A	N/A	Unbundled

--- ADJUSTMENT ---

	Rate Per AF	Volume AF	Amount
Jan 2003 contribution	250.00	44.8	-11,200.00
Adjustment Subtotal		44.8	-11,200.00
SD-RCL13 Total		44.8	-11,200.00

Agency Name San Diego County Water Authority	Invoice No. 4232	Rev. 0	Bill Period January 2003	Page No. 6 of 7	Mailed On 02-10-03	Due On 03-28-03
---	---------------------	-----------	-----------------------------	--------------------	-----------------------	--------------------

Meter No. SD-RCL2

Reclaimed	Constant	Previous Reading	Current Reading	Volume (CU. FT)	Rate Desc.
		N/A	N/A	N/A	Unbundled

--- ADJUSTMENT ---

	Rate Per AF	Volume AF	Amount
Jan 2003 Ippre	113.00	6.5	734.50
Jan 2003 Ippre	267.00		-1,735.50
Adjustment Subtotal		6.5	-1,001.00
SD-RCL2 Total		6.5	-1,001.00

Meter No. SD-RCL5

Reclaimed	Constant	Previous Reading	Current Reading	Volume (CU. FT)	Rate Desc.
		N/A	N/A	N/A	Unbundled

--- ADJUSTMENT ---

	Rate Per AF	Volume AF	Amount
Sep 2002 Ippre	113.00	31.8	3,593.40
Sep 2002 Ippre	267.00		-8,490.60
Oct 2002 Ippre	113.00	15.7	1,774.10
Oct 2002 Ippre	267.00		-4,191.90
Nov 2002 Ippre	113.00	6.8	768.40
Nov 2002 Ippre	267.00		-1,815.60
Dec 2002 Ippre	113.00	3.2	361.60
Dec 2002 Ippre	267.00		-854.40
Adjustment Subtotal		57.5	-8,855.00
SD-RCL5 Total		57.5	-8,855.00

Meter No. SD-RCL6

Reclaimed	Constant	Previous Reading	Current Reading	Volume (CU. FT)	Rate Desc.
Reclaimed		N/A	N/A	N/A	Unbundled

--- ADJUSTMENT ---

	Rate Per AF	Volume AF	Amount
Dec 2002 Irp contribution	250.00	73.2	-18,300.00
Adjustment Subtotal		73.2	-18,300.00
SD-RCL6 Total		73.2	-18,300.00

Meter No. SD-RCL9

Reclaimed	Constant	Previous Reading	Current Reading	Volume (CU. FT)	Rate Desc.
		N/A	N/A	N/A	Unbundled

--- ADJUSTMENT ---

	Rate Per AF	Volume AF	Amount
Jan 2003 Ippre	113.00	5.0	565.00
Jan 2003 Ippre	267.00		-1,335.00
Adjustment Subtotal		5.0	-770.00
SD-RCL9 Total		5.0	-770.00

--- OTHER CHARGES AND CREDITS ---

	Amount
Conservation Ag.# 29100	-572,400.00
Conservation Ag.# 39099	-8,609.50

Agency Name	Invoice No.	Rev.	Bill Period	Page No.	Mailed On	Due On
San Diego County Water Authority	4232	0	January 2003	7 of 7	02-10-03	03-28-03

VOLUME TOTAL

48,058.5

INVOICE TOTAL

\$13,700,061.90

This invoice was printed on 2/10/2003 at 11:02:34AM



MWD
 METROPOLITAN WATER DISTRICT OF SOUTHERN CALIFORNIA
 700 North Alameda Street
 Los Angeles, CA, 90012-2944

INVOICE

Billed To:
 San Diego County Water Authority



Service Address
 4677 Overland Avenue
 San Diego, Ca. 92123-1233

February 2003	Page No. 1 of 1
Mailed: 03/10/2003	Due Date: 04/30/2003
Invoice Number: 4260	Revision: 0

NOTICE

The MWD Administrative Code Section 4507 and 4508 require that payment must be made in "Good Funds" by the due date or the payment will be considered delinquent and an additional charge shall be assessed.

TIER 1 DELIVERIES	Volume (AF)
Total Water Treated Delivered	13,275.5
Total Water Untreated Delivered	27,790.8

SALES		Volume (AF)	Rate (\$ /AF)	Total (\$)
Full Service	Tier 1 Supply Rate	35,259.1	\$73.00	\$2,573,914.30
	System Access Rate	35,259.1	\$141.00	\$4,971,533.10
	Water Stewardship Rate	35,259.1	\$23.00	\$810,959.30
	System Power Rate	35,259.1	\$89.00	\$3,138,059.90
	Treatment Surcharge	8,243.0	\$82.00	\$675,926.00
Adj. Full Service Prior Rates	Treated	12.5		\$5,387.50
	Untreated	13.6		\$4,746.40
IAWP	Treated	5,014.5		\$1,474,263.00
	Untreated	777.2		\$183,419.20
Seasonal Shift	Treated	5.5		\$1,468.50
	Untreated	-16.1		(\$4,636.80)
SUBTOTAL				\$13,835,040.40

WATER MANAGEMENT	Volume (AF)	Total (\$)
Local Resource Programs	923.0	(\$220,272.30)
SUBTOTAL		(\$220,272.30)

OTHER CHARGES AND CREDITS		
Conservation Credit	(\$77,580.00)	
SUBTOTAL		(\$77,580.00)

ADDITIONAL INFORMATION	Volume (AF)	Peak Day	Flow (CFS)
Purchase Order Commitment (Jan 2003 to Dec 2012)	3,338,035.2		
Purchase Order Firm Delivery To Date (Jan 2003 to Dec 2012)	82,390.7		
Tier 1 Annual Limit (For Current Year)	500,705.3		
Tier 1 YTD Deliveries (For Current Year)	82,390.7		
Requested Capacity			739.2
Annual Peak Flow		2/5/2003	997.8

	Volume AF	Amount Now Due
INVOICE TOTAL	41,989.3	\$13,537,188.10

Note: Amount Due is based on highlighted fields



MWD
 METROPOLITAN WATER DISTRICT OF SOUTHERN CALIFORNIA
 700 North Alameda Street
 Los Angeles, CA, 90012-2944

INVOICE DETAIL

NOTICE

The MWD Administrative Code Section 4507 and 4508 require that payment must be made in "Good Funds" by the due date or the payment will be considered delinquent and an additional charge shall be assessed.

IN ACCORDANCE WITH READINGS AND BILLING DATA LISTED BELOW

Agency Name	Invoice No.	Rev.	Bill Period	Page No.	Mailed On	Due On
San Diego County Water Authority	4260	0	February 2003	1 of 6	03-10-03	04-30-03

Meter No. SD-01A

Treated Domestic	Constant	Previous Reading	Current Reading	Volume (CU. FT)	Rate Desc.
Rainbow Cyn. Rd. e/o Frontage Rd.	1.000	13033890	13103739	69849000	Unbundled

---	Rate Per AF	Volume AF	Amount
Tier 1 Supply Rate	73.00	1,603.5	117,055.50
System Access Rate	141.00	1,603.5	226,093.50
Water Stewardship Rate	23.00	1,603.5	36,880.50
System Power Rate	89.00	1,603.5	142,711.50
Treatment Surcharge	82.00	1,603.5	131,487.00
Delivery Subtotal		1,603.5	654,228.00
SD-01A Total		1,603.5	654,228.00

Meter No. SD-01B

Treated Domestic	Constant	Previous Reading	Current Reading	Volume (CU. FT)	Rate Desc.
Rainbow Cyn. Rd. e/o Frontage Rd.	1.000	12660816	12708753	47937000	Unbundled

---	Rate Per AF	Volume AF	Amount
Tier 1 Supply Rate	73.00	1,100.5	80,336.50
System Access Rate	141.00	1,100.5	155,170.50
Water Stewardship Rate	23.00	1,100.5	25,311.50
System Power Rate	89.00	1,100.5	97,944.50
Treatment Surcharge	82.00	1,100.5	90,241.00
Delivery Subtotal		1,100.5	449,004.00
SD-01B Total		1,100.5	449,004.00

Meter No. SD-02

Treated Domestic	Constant	Previous Reading	Current Reading	Volume (CU. FT)	Rate Desc.
w/o Rainbow Glen Rd.	100	10831013	10890767	5975400	Unbundled

---	Rate Per AF	Volume AF	Amount
Tier 1 Supply Rate	73.00	137.2	10,015.60
System Access Rate	141.00	137.2	19,345.20
Water Stewardship Rate	23.00	137.2	3,155.60
System Power Rate	89.00	137.2	12,210.80
Treatment Surcharge	82.00	137.2	11,250.40
Delivery Subtotal		137.2	55,977.60
SD-02 Total		137.2	55,977.60

Agency Name San Diego County Water Authority	Invoice No. 4260	Rev. 0	Bill Period February 2003	Page No. 2 of 6	Mailed On 03-10-03	Due On 04-30-03
---	---------------------	-----------	------------------------------	--------------------	-----------------------	--------------------

Meter No. SD-03

Untreated Domestic	Constant	Previous Reading	Current Reading	Volume (CU. FT)	Rate Desc.
Rainbow Cyn. Rd. e/o Frontage Rd.	1.000	34641912	35100220	458308000	Unbundled

--- DELIVERIES ---				Rate Per AF	Volume AF	Amount
Tier 1 Supply Rate				73.00	10,521.3	768,054.90
System Access Rate				141.00	10,521.3	1,483,503.30
Water Stewardship Rate				23.00	10,521.3	241,989.90
System Power Rate				89.00	10,521.3	936,395.70
Delivery Subtotal					10,521.3	3,429,943.80
SD-03 Total					10,521.3	3,429,943.80

Meter No. SD-05

Treated Domestic	Constant	Previous Reading	Current Reading	Volume (CU. FT)	Rate Desc.
s/o Reche Rd. w/o Wilt Rd.	100	1329314	1354268	2495400	Unbundled

--- DELIVERIES ---				Rate Per AF	Volume AF	Amount
Tier 1 Supply Rate				73.00	57.3	4,182.90
System Access Rate				141.00	57.3	8,079.30
Water Stewardship Rate				23.00	57.3	1,317.90
System Power Rate				89.00	57.3	5,099.70
Treatment Surcharge				82.00	57.3	4,698.60
Delivery Subtotal					57.3	23,378.40
SD-05 Total					57.3	23,378.40

Meter No. SD-07

Treated Domestic	Constant	Previous Reading	Current Reading	Volume (CU. FT)	Rate Desc.
e/o Wilt Rd. n/o Dos Ninos Ave.	1.000	71237672	71674560	436888000	Unbundled

--- DELIVERIES ---				Rate Per AF	Volume AF	Amount
Tier 1 Supply Rate				73.00	10,029.6	732,160.80
System Access Rate				141.00	10,029.6	1,414,173.60
Water Stewardship Rate				23.00	10,029.6	230,680.80
System Power Rate				89.00	10,029.6	892,634.40
Treatment Surcharge				82.00	10,029.6	822,427.20
Delivery Subtotal					10,029.6	4,092,076.80

--- ADJUSTMENT ---				Rate Per AF	Volume AF	Amount
Jul 2002 adj full service to agr	voided			431.00	2,764.5	1,191,499.50
Jul 2002 adj full service to agr	voided (Rainbow)			294.00	-2,764.5	-812,763.00
Jul 2002 adj full service to agr				431.00	-2,764.7	-1,191,585.70
Jul 2002 adj full service to agr	(Rainbow)			294.00	2,764.7	812,821.80
Aug 2002 adj full service to agr	voided			431.00	2,695.2	1,161,631.20
Aug 2002 adj full service to agr	voided(Rainbow)			294.00	-2,695.2	-792,388.80
Aug 2002 adj full service to agr				431.00	-2,696.4	-1,162,148.40
Aug 2002 adj full service to agr	(Rainbow)			294.00	2,696.4	792,741.60
Sep 2002 adj full service to agr	voided			431.00	2,257.1	972,810.10
Sep 2002 adj full service to agr	voided(Rainbow)			294.00	-2,257.1	-663,587.40
Sep 2002 adj full service to agr				431.00	-2,243.2	-966,819.20
Sep 2002 adj full service to agr	(Rainbow)			294.00	2,243.2	659,500.80
Jan 2003 adj full service to agr				408.00	-79.1	-32,272.80
Jan 2003 adj full service to agr	(Carlsbad Municipal)			294.00	79.1	23,255.40
Jan 2003 adj full service to agr				408.00	-566.8	-231,254.40
Jan 2003 adj full service to agr	(Fallbrook)			294.00	566.8	166,639.20
Jan 2003 adj full service to agr				408.00	-23.5	-9,588.00
Jan 2003 adj full service to agr	(Olivenhain)			294.00	23.5	6,909.00

Agency Name San Diego County Water Authority	Invoice No. 4260	Rev. 0	Bill Period February 2003	Page No. 3 of 6	Mailed On 03-10-03	Due On 04-30-03
---	---------------------	-----------	------------------------------	--------------------	-----------------------	--------------------

--- ADJUSTMENT ---

	Rate Per AF	Volume AF	Amount
Jan 2003 adj full service to agr	408.00	-2.8	-1,142.40
Jan 2003 adj full service to agr (Otay)	294.00	2.8	823.20
Jan 2003 adj full service to agr	408.00	-1,425.1	-581,440.80
Jan 2003 adj full service to agr (Rainbow)	294.00	1,425.1	418,979.40
Jan 2003 adj full service to agr	408.00	-130.1	-53,080.80
Jan 2003 adj full service to agr (Ramona)	294.00	130.1	38,249.40
Jan 2003 adj full service to agr	408.00	-0.9	-367.20
Jan 2003 adj full service to agr (City of San Diego)	294.00	0.9	264.60
Jan 2003 adj full service to agr	408.00	-149.7	-61,077.60
Jan 2003 adj full service to agr (Vallecitos)	294.00	149.7	44,011.80
Jan 2003 adj full service to agr	408.00	-2,462.8	-1,004,822.40
Jan 2003 adj full service to agr (Valley Center)	294.00	2,462.8	724,063.20
Jan 2003 adj full service to agr	408.00	-12.6	-5,140.80
Jan 2003 adj full service to agr (Vista)	294.00	12.6	3,704.40
Jan 2003 adj full service to agr	408.00	-104.1	-42,472.80
Jan 2003 adj full service to agr (Yuima)	294.00	104.1	30,605.40
Jan 2003 adj full service to sss rds	408.00	-5.5	-2,244.00
Jan 2003 adj full service to sss rds sft (Fallbrook)	267.00	5.5	1,468.50
Jan 2003 adj full service to agr	408.00	-69.5	-28,356.00
Jan 2003 adj full service to agr (Oceanside)	294.00	69.5	20,433.00
Adjustment Subtotal		0.0	-572,141.00
SD-07 Total		10,029.6	3,519,935.80

Meter No. SD-08

Treated Domestic n/o Red Mtn. n/o Mission Rd.	Constant 100	Previous Reading 20506060	Current Reading 20630178	Volume (CU. FT) 12411800	Rate Desc. Unbundled
--	-----------------	------------------------------	-----------------------------	-----------------------------	-------------------------

--- DELIVERIES ---

	Rate Per AF	Volume AF	Amount
Tier 1 Supply Rate	73.00	284.9	20,797.70
System Access Rate	141.00	284.9	40,170.90
Water Stewardship Rate	23.00	284.9	6,552.70
System Power Rate	89.00	284.9	25,356.10
Treatment Surcharge	82.00	284.9	23,361.80
Delivery Subtotal		284.9	116,239.20
SD-08 Total		284.9	116,239.20

Meter No. SD-09

Treated Domestic w/o Rainbow Glen. Rd. n/o Red Mtn.	Constant 100	Previous Reading 3426389	Current Reading 3453593	Volume (CU. FT) 2720400	Rate Desc. Unbundled
--	-----------------	-----------------------------	----------------------------	----------------------------	-------------------------

--- DELIVERIES ---

	Rate Per AF	Volume AF	Amount
Tier 1 Supply Rate	73.00	62.5	4,562.50
System Access Rate	141.00	62.5	8,812.50
Water Stewardship Rate	23.00	62.5	1,437.50
System Power Rate	89.00	62.5	5,562.50
Treatment Surcharge	82.00	62.5	5,125.00
Delivery Subtotal		62.5	25,500.00
SD-09 Total		62.5	25,500.00

Meter No. SD-11

Untreated Domestic e/o Wilt Rd. n/o Dos Ninos Ave.	Constant 10.000	Previous Reading 8132551	Current Reading 8207777	Volume (CU. FT) 752260000	Rate Desc. Unbundled
---	--------------------	-----------------------------	----------------------------	------------------------------	-------------------------

Agency Name San Diego County Water Authority	Invoice No. 4260	Rev. 0	Bill Period February 2003	Page No. 4 of 6	Mailed On 03-10-03	Due On 04-30-03
---	---------------------	-----------	------------------------------	--------------------	-----------------------	--------------------

--- DELIVERIES ---

	Rate Per AF	Volume AF	Amount
Tier 1 Supply Rate	73.00	17,269.5	1,260,673.50
System Access Rate	141.00	17,269.5	2,434,999.50
Water Stewardship Rate	23.00	17,269.5	397,198.50
System Power Rate	89.00	17,269.5	1,536,985.50
Delivery Subtotal		17,269.5	5,629,857.00

--- ADJUSTMENT ---

	Rate Per AF	Volume AF	Amount
Oct 2002 adj full service to sss rds voided	349.00	16.1	5,618.90
Oct 2002 adj full service to sss rds sft voided (San Diego CWA)	288.00	-16.1	-4,636.80
Dec 2002 adj full service to agr	349.00	-2.5	-872.50
Dec 2002 adj full service to agr (Poway)	236.00	2.5	590.00
Jan 2003 adj full service to agr	326.00	-374.1	-121,956.60
Jan 2003 adj full service to agr (Escondido)	236.00	374.1	88,287.60
Jan 2003 adj full service to agr	326.00	-35.8	-11,670.80
Jan 2003 adj full service to agr (Olivenhain)	236.00	35.8	8,448.80
Jan 2003 adj full service to agr	326.00	-217.8	-71,002.80
Jan 2003 adj full service to agr (Ramona)	236.00	217.8	51,400.80
Jan 2003 adj full service to agr	326.00	-8.3	-2,705.80
Jan 2003 adj full service to agr (City of San Diego)	236.00	8.3	1,958.80
Jan 2003 adj full service to agr	326.00	-6.8	-2,216.80
Jan 2003 adj full service to agr (Santa Fe Irrigation)	236.00	6.8	1,604.80
Jan 2003 adj full service to agr	326.00	-15.0	-4,890.00
Jan 2003 adj full service to agr (Vista)	236.00	15.0	3,540.00
Jan 2003 adj full service to agr	326.00	-116.9	-38,109.40
Jan 2003 adj full service to agr (Oceanside)	236.00	116.9	27,588.40
Adjustment Subtotal		0.0	-69,023.40
SD-11 Total		17,269.5	5,560,833.60

Meter No SD-DS1

Desalted	Constant	Previous Reading	Current Reading	Volume (CU. FT)	Rate Desc.
Desalted		N/A	N/A	N/A	Unbundled

--- ADJUSTMENT ---

	Rate Per AF	Volume AF	Amount
Feb 2003 lppds contribution	250.00	255.3	-63,825.00
Adjustment Subtotal		255.3	-63,825.00
SD-DS1 Total		255.3	-63,825.00

Meter No SD-GRP1

Recovered	Constant	Previous Reading	Current Reading	Volume (CU. FT)	Rate Desc.
Recovered Greenbelt		N/A	N/A	N/A	Unbundled

--- ADJUSTMENT ---

	Rate Per AF	Volume AF	Amount
Feb 2003	420.00	235.9	99,078.00
Feb 2003	670.00		-158,053.00
Adjustment Subtotal		235.9	-58,975.00
SD-GRP1 Total		235.9	-58,975.00

Meter No SD-RCL1

Reclaimed	Constant	Previous Reading	Current Reading	Volume (CU. FT)	Rate Desc.
Reclaimed		N/A	N/A	N/A	Unbundled

--- ADJUSTMENT ---

	Rate Per AF	Volume AF	Amount
--	-------------	-----------	--------

Agency Name San Diego County Water Authority	Invoice No. 4260	Rev. 0	Bill Period February 2003	Page No. 5 of 6	Mailed On 03-10-03	Due On 04-30-03
---	---------------------	-----------	------------------------------	--------------------	-----------------------	--------------------

--- ADJUSTMENT ---

	Rate Per AF	Volume AF	Amount
Feb 2003 lrp contribution	250.00	15.4	-3,850.00
Adjustment Subtotal		15.4	-3,850.00
SD-RCL1 Total		15.4	-3,850.00

Meter No. SD-RCL10

Reclaimed	Constant	Previous Reading	Current Reading	Volume (CU. FT)	Rate Desc.
No Address 1		N/A	N/A	N/A	Unbundled

--- ADJUSTMENT ---

	Rate Per AF	Volume AF	Amount
Jan 2003 contribution	225.00	140.9	-31,702.50
Adjustment Subtotal		140.9	-31,702.50
SD-RCL10 Total		140.9	-31,702.50

Meter No. SD-RCL12

Reclaimed	Constant	Previous Reading	Current Reading	Volume (CU. FT)	Rate Desc.
Reclaimed		N/A	N/A	N/A	Unbundled

--- ADJUSTMENT ---

	Rate Per AF	Volume AF	Amount
Jan 2003 lrp contribution	250.00	30.5	-7,625.00
Adjustment Subtotal		30.5	-7,625.00
SD-RCL12 Total		30.5	-7,625.00

Meter No. SD-RCL13

Reclaimed	Constant	Previous Reading	Current Reading	Volume (CU. FT)	Rate Desc.
Reclaimed		N/A	N/A	N/A	Unbundled

--- ADJUSTMENT ---

	Rate Per AF	Volume AF	Amount
Feb 2003 contribution	250.00	27.5	-6,875.00
Adjustment Subtotal		27.5	-6,875.00
SD-RCL13 Total		27.5	-6,875.00

Meter No. SD-RCL2

Reclaimed	Constant	Previous Reading	Current Reading	Volume (CU. FT)	Rate Desc.
		N/A	N/A	N/A	Unbundled

--- ADJUSTMENT ---

	Rate Per AF	Volume AF	Amount
Feb 2003 lppre	113.00	0.3	33.90
Feb 2003 lppre	267.00		-80.10
Adjustment Subtotal		0.3	-46.20
SD-RCL2 Total		0.3	-46.20

Meter No. SD-RCL5

Reclaimed	Constant	Previous Reading	Current Reading	Volume (CU. FT)	Rate Desc.
		N/A	N/A	N/A	Unbundled

--- ADJUSTMENT ---

	Rate Per AF	Volume AF	Amount
Jan 2003 lppre	113.00	2.5	282.50

Agency Name San Diego County Water Authority	Invoice No. 4260	Rev. 0	Bill Period February 2003	Page No. 6 of 6	Mailed On 03-10-03	Due On 04-30-03
---	---------------------	-----------	------------------------------	--------------------	-----------------------	--------------------

--- ADJUSTMENT ---

	Rate Per AF	Volume AF	Amount
Jan 2003 lppre	267.00		-667.50
Feb 2003 lppre	113.00	16.3	1,841.90
Feb 2003 lppre	267.00		-4,352.10
Adjustment Subtotal		18.8	-2,895.20
SD-RCL5 Total		18.8	-2,895.20

Meter No: SD-RCL6

Reclaimed	Constant	Previous Reading	Current Reading	Volume (CU. FT)	Rate Desc.
Reclaimed		N/A	N/A	N/A	Unbundled

--- ADJUSTMENT ---

	Rate Per AF	Volume AF	Amount
Jan 2003 lrp contribution	250.00	72.6	-18,150.00
Adjustment Subtotal		72.6	-18,150.00
SD-RCL6 Total		72.6	-18,150.00

Meter No: SD-RCL8

Reclaimed	Constant	Previous Reading	Current Reading	Volume (CU. FT)	Rate Desc.
Reclaimed		N/A	N/A	N/A	Unbundled

--- ADJUSTMENT ---

	Rate Per AF	Volume AF	Amount
Oct 2002 lrp contribution voided	210.00	-137.0	28,770.00
Oct 2002 lrp contribution	210.00	153.2	-32,172.00
Nov 2002 lrp contribution voided	210.00	-93.2	19,572.00
Nov 2002 lrp contribution	210.00	107.5	-22,575.00
Dec 2002 lrp contribution voided	210.00	-55.4	11,634.00
Dec 2002 lrp contribution	210.00	85.3	-17,913.00
Jan 2003 lrp contribution	210.00	63.8	-13,398.00
Adjustment Subtotal		124.2	-26,082.00
SD-RCL8 Total		124.2	-26,082.00

Meter No: SD-RCL9

Reclaimed	Constant	Previous Reading	Current Reading	Volume (CU. FT)	Rate Desc.
Reclaimed		N/A	N/A	N/A	Unbundled

--- ADJUSTMENT ---

	Rate Per AF	Volume AF	Amount
Feb 2003 lppre	113.00	1.6	180.80
Feb 2003 lppre	267.00		-427.20
Adjustment Subtotal		1.6	-246.40
SD-RCL9 Total		1.6	-246.40

--- OTHER CHARGES AND CREDITS ---

	Amount
Conservation Ag # 39099	-2,140.00
Conservation Ag # 39103	-75,440.00

VOLUME TOTAL	INVOICE TOTAL
41,989.3	\$13,537,188.10

This invoice was printed on 3/10/2003 at 8:46:32AM



MWD
 METROPOLITAN WATER DISTRICT OF SOUTHERN CALIFORNIA
 700 North Alameda Street
 Los Angeles, CA, 90012-2944

INVOICE

Billed To:
 San Diego County Water Authority



Service Address
 4677 Overland Avenue
 San Diego, Ca. 92123-1233

March 2003	Page No. 1 of 1
Mailed: 04/10/2003	Due Date: 05/30/2003
Invoice Number: 4288	Revision: 0

NOTICE

The MWD Administrative Code Section 4507 and 4508 require that payment must be made in "Good Funds" by the due date or the payment will be considered delinquent and an additional charge shall be assessed.

DELIVERIES	Volume (AF)
Total Water Treated Delivered	11,746.3
Total Water Untreated Delivered	32,739.0

SALES		Volume (AF)	Rate (\$ /AF)	Total (\$)
Full Service	Tier 1 Supply Rate	37,209.4	\$73.00	\$2,716,286.20
	System Access Rate	37,209.4	\$141.00	\$5,246,525.40
	Water Stewardship Rate	37,209.4	\$23.00	\$855,816.20
	System Power Rate	37,209.4	\$89.00	\$3,311,636.60
	Treatment Surcharge	8,599.7	\$82.00	\$705,175.40
Adj. Full Service Prior Rates	Untreated	334.7		\$116,810.30
	Treated	2,725.1		\$801,179.40
IAWP	Untreated	703.9		\$166,120.40
	Treated	421.5		\$141,478.50
Seasonal Shift	Untreated	3,090.7		\$890,121.60
SUBTOTAL				\$14,951,150.00

WATER MANAGEMENT	Volume (AF)	Total (\$)
Local Resource Programs	925.1	(\$224,113.60)
SUBTOTAL		(\$224,113.60)

OTHER CHARGES AND CREDITS	
Conservation Credit	(\$177,265.00)
SUBTOTAL	(\$177,265.00)

ADDITIONAL INFORMATION	Volume (AF)	Peak Day	Flow (CFS)
Purchase Order Commitment (Jan 2003 to Dec 2012)	3,338,035.2		
Purchase Order Firm Delivery To Date (Jan 2003 to Dec 2012)	123,447.0		
Tier 1 Annual Limit (For Current Year)	500,705.3		
Tier 1 YTD Deliveries (For Current Year)	123,447.0		
Requested Capacity			739.2
Annual Peak Flow		2/5/2003	997.8

INVOICE TOTAL	Volume AF 45,410.4	Amount Now Due \$14,549,771.40
----------------------	------------------------------	--

Note: Amount Due is based on highlighted fields.



MWD
 METROPOLITAN WATER DISTRICT OF SOUTHERN CALIFORNIA
 700 North Alameda Street
 Los Angeles, CA, 90012-2944

INVOICE DETAIL

NOTICE

The MWD Administrative Code Section 4507 and 4508 require that payment must be made in "Good Funds" by the due date or the payment will be considered delinquent and an additional charge shall be assessed.

IN ACCORDANCE WITH READINGS AND BILLING DATA LISTED BELOW

Agency Name	Invoice No.	Rev.	Bill Period	Page No.	Mailed On	Due On
San Diego County Water Authority	4288	0	March 2003	1 of 7	04-10-03	05-30-03

Meter No. SD-01A

Treated Domestic	Constant	Previous Reading	Current Reading	Volume (CU. FT)	Rate Desc.
Rainbow Cyn. Rd. e/o Frontage Rd.	1.000	13103739	13155073	51334000	Unbundled

--- DELIVERIES ---

	Rate Per AF	Volume AF	Amount
Tier 1 Supply Rate	73.00	1,178.5	86,030.50
System Access Rate	141.00	1,178.5	166,168.50
Water Stewardship Rate	23.00	1,178.5	27,105.50
System Power Rate	89.00	1,178.5	104,886.50
Treatment Surcharge	82.00	1,178.5	96,637.00
Delivery Subtotal		1,178.5	480,828.00
SD-01A Total		1,178.5	480,828.00

Meter No. SD-01B

Treated Domestic	Constant	Previous Reading	Current Reading	Volume (CU. FT)	Rate Desc.
Rainbow Cyn. Rd. e/o Frontage Rd.	1.000	12708753	12758472	49719000	Unbundled

--- DELIVERIES ---

	Rate Per AF	Volume AF	Amount
Tier 1 Supply Rate	73.00	1,141.4	83,322.20
System Access Rate	141.00	1,141.4	160,937.40
Water Stewardship Rate	23.00	1,141.4	26,252.20
System Power Rate	89.00	1,141.4	101,584.60
Treatment Surcharge	82.00	1,141.4	93,594.80
Delivery Subtotal		1,141.4	465,691.20
SD-01B Total		1,141.4	465,691.20

Meter No. SD-02

Treated Domestic	Constant	Previous Reading	Current Reading	Volume (CU. FT)	Rate Desc.
w/o Rainbow Glen Rd.	100	10890767	10932763	4199600	Unbundled

--- DELIVERIES ---

	Rate Per AF	Volume AF	Amount
Tier 1 Supply Rate	73.00	96.4	7,037.20
System Access Rate	141.00	96.4	13,592.40
Water Stewardship Rate	23.00	96.4	2,217.20
System Power Rate	89.00	96.4	8,579.60
Treatment Surcharge	82.00	96.4	7,904.80
Mar 2003, meter under 10% flow Tier 1 supply rate	73.00	1.2	87.60
Mar 2003, meter under 10% flow System access rate	141.00	1.2	169.20
Mar 2003, meter under 10% flow Water stewardship rate	23.00	1.2	27.60
Mar 2003, meter under 10% flow System power rate	89.00	1.2	106.80

Agency Name	Invoice No.	Rev.	Bill Period	Page No.	Mailed On	Due On
San Diego County Water Authority	4288	0	March 2003	2 of 7	04-10-03	05-30-03

--- DELIVERIES ---

	Rate Per AF	Volume AF	Amount
Mar 2003, meter under 10% flow Treatment surcharge	82.00	1.2	98.40
Delivery Subtotal		97.6	39,820.80
SD-02 Total		97.6	39,820.80

Meter No. SD-03

Untreated Domestic	Constant	Previous Reading	Current Reading	Volume (CU. FT)	Rate Desc.
Rainbow Cyn. Rd. e/o Frontage Rd.	1.000	35100220	35701168	600948000	Unbundled

--- DELIVERIES ---

	Rate Per AF	Volume AF	Amount
Tier 1 Supply Rate	73.00	13,795.9	1,007,100.70
System Access Rate	141.00	13,795.9	1,945,221.90
Water Stewardship Rate	23.00	13,795.9	317,305.70
System Power Rate	89.00	13,795.9	1,227,835.10
Delivery Subtotal		13,795.9	4,497,463.40
SD-03 Total		13,795.9	4,497,463.40

Meter No. SD-05

Treated Domestic	Constant	Previous Reading	Current Reading	Volume (CU. FT)	Rate Desc.
s/o Reche Rd. w/o Wilt Rd.	100	1354268	1401403	4713500	Unbundled

--- DELIVERIES ---

	Rate Per AF	Volume AF	Amount
Tier 1 Supply Rate	73.00	108.2	7,898.60
System Access Rate	141.00	108.2	15,256.20
Water Stewardship Rate	23.00	108.2	2,488.60
System Power Rate	89.00	108.2	9,629.80
Treatment Surcharge	82.00	108.2	8,872.40
Delivery Subtotal		108.2	44,145.60
SD-05 Total		108.2	44,145.60

Meter No. SD-07

Treated Domestic	Constant	Previous Reading	Current Reading	Volume (CU. FT)	Rate Desc.
e/o Wilt Rd. n/o Dos Ninos Ave.	1.000	71674560	72056432	381872000	Unbundled

--- DELIVERIES ---

	Rate Per AF	Volume AF	Amount
Tier 1 Supply Rate	73.00	8,766.6	639,961.80
System Access Rate	141.00	8,766.6	1,236,090.60
Water Stewardship Rate	23.00	8,766.6	201,631.80
System Power Rate	89.00	8,766.6	780,227.40
Treatment Surcharge	82.00	8,766.6	718,861.20
Delivery Subtotal		8,766.6	3,576,772.80

--- ADJUSTMENT ---

	Rate Per AF	Volume AF	Amount
Jan 2003 adj full service to agr	408.00	-4.5	-1,836.00
Jan 2003 adj full service to agr (Padre Dam)	294.00	4.5	1,323.00
Feb 2003 adj full service to agr	408.00	-69.6	-28,396.80
Feb 2003 adj full service to agr (Carlsbad Municipal)	294.00	69.6	20,462.40
Feb 2003 adj full service to agr	408.00	-296.3	-120,890.40
Feb 2003 adj full service to agr (Fallbrook)	294.00	296.3	87,112.20
Feb 2003 adj full service to agr	408.00	-18.5	-7,548.00
Feb 2003 adj full service to agr (Oceanside)	294.00	18.5	5,439.00
Feb 2003 adj full service to agr	408.00	-24.8	-10,118.40
Feb 2003 adj full service to agr (Olivenhain)	294.00	24.8	7,291.20

Agency Name	Invoice No.	Rev.	Bill Period	Page No	Mailed On	Due On
San Diego County Water Authority	4288	0	March 2003	3 of 7	04-10-03	05-30-03

--- ADJUSTMENT ---

	Rate Per AF	Volume AF	Amount
Feb 2003 adj full service to agr	408.00	-3.1	-1,264.80
Feb 2003 adj full service to agr (Otay)	294.00	3.1	911.40
Feb 2003 adj full service to agr	408.00	-94.1	-38,392.80
Feb 2003 adj full service to agr (Padre Dam)	294.00	94.1	27,665.40
Feb 2003 adj full service to agr	408.00	-740.8	-302,246.40
Feb 2003 adj full service to agr (Rainbow)	294.00	740.8	217,795.20
Feb 2003 adj full service to agr	408.00	-55.5	-22,644.00
Feb 2003 adj full service to agr (Ramona)	294.00	55.5	16,317.00
Feb 2003 adj full service to agr	408.00	-1.8	-734.40
Feb 2003 adj full service to agr (City of San Diego)	294.00	1.8	529.20
Feb 2003 adj full service to agr	408.00	-0.1	-40.80
Feb 2003 adj full service to agr (Santa Fe Irrigation)	294.00	0.1	29.40
Feb 2003 adj full service to agr	408.00	-127.3	-51,938.40
Feb 2003 adj full service to agr (Vallecitos)	294.00	127.3	37,426.20
Feb 2003 adj full service to agr	408.00	-1,182.6	-482,500.80
Feb 2003 adj full service to agr (Valley Center)	294.00	1,182.6	347,684.40
Feb 2003 adj full service to agr	408.00	-18.0	-7,344.00
Feb 2003 adj full service to agr (Vista)	294.00	18.0	5,292.00
Feb 2003 adj full service to agr	408.00	-88.1	-35,944.80
Feb 2003 adj full service to agr (Yuima)	294.00	88.1	25,901.40
Feb 2003 adj full service to sss rds	408.00	-50.5	-20,604.00
Feb 2003 adj full service to sss rds sft(Fallbrook)	267.00	50.5	13,483.50
Feb 2003 adj full service to sss rds	408.00	-371.0	-151,368.00
Feb 2003 adj full service to sss rds sft(Rainbow)	345.00	371.0	127,995.00
Adjustment Subtotal		0.0	-341,154.90
SD-07 Total		8,766.6	3,235,617.90

Meter No: SD-08

Treated Domestic	Constant	Previous Reading	Current Reading	Volume (CU. FT)	Rate Desc.
n/o Red Mtn. n/o Mission Rd	100	20630178	20771464	14128600	Unbundled

--- DELIVERIES ---

	Rate Per AF	Volume AF	Amount
Tier 1 Supply Rate	73.00	324.3	23,673.90
System Access Rate	141.00	324.3	45,726.30
Water Stewardship Rate	23.00	324.3	7,458.90
System Power Rate	89.00	324.3	28,862.70
Treatment Surcharge	82.00	324.3	26,592.60
Delivery Subtotal		324.3	132,314.40
SD-08 Total		324.3	132,314.40

Meter No: SD-09

Treated Domestic	Constant	Previous Reading	Current Reading	Volume (CU. FT)	Rate Desc.
w/o Rainbow Glen. Rd. n/o Red Mtn.	100	3453593	3510077	5648400	Unbundled

--- DELIVERIES ---

	Rate Per AF	Volume AF	Amount
Tier 1 Supply Rate	73.00	129.7	9,468.10
System Access Rate	141.00	129.7	18,287.70
Water Stewardship Rate	23.00	129.7	2,983.10
System Power Rate	89.00	129.7	11,543.30
Treatment Surcharge	82.00	129.7	10,635.40
Delivery Subtotal		129.7	52,917.60
SD-09 Total		129.7	52,917.60

Agency Name	Invoice No.	Rev.	Bill Period	Page No.	Mailed On	Due On
San Diego County Water Authority	4288	0	March 2003	4 of 7	04-10-03	05-30-03

Meter No: SD-11

Untreated Domestic	Constant	Previous Reading	Current Reading	Volume (CU. FT)	Rate Desc.
e/o Wilt Rd. n/o Dos Ninos Ave.	10,000	8207777	8290293	825160000	Unbundled

--- DELIVERIES ---					
	Rate Per AF	Volume AF	Amount		
Tier 1 Supply Rate	73.00	18,943.1	1,382,846.30		
System Access Rate	141.00	18,943.1	2,670,977.10		
Water Stewardship Rate	23.00	18,943.1	435,691.30		
System Power Rate	89.00	18,943.1	1,685,935.90		
Delivery Subtotal		18,943.1	6,175,450.60		

--- ADJUSTMENT ---					
	Rate Per AF	Volume AF	Amount		
Oct 2002 adj full service to sss nil voided	349.00	1,199.7	418,695.30		
Oct 2002 adj full service to sss nil sft voided (Sweetwater)	288.00	-1,199.7	-345,513.60		
Oct 2002 adj full service to sss nil	349.00	-865.0	-301,885.00		
Oct 2002 adj full service to sss nil sft (Sweetwater)	288.00	865.0	249,120.00		
Jan 2003 adj full service to agr	326.00	-29.3	-9,551.80		
Jan 2003 adj full service to agr (Poway)	236.00	29.3	6,914.80		
Jan 2003 adj full service to sss rds	326.00	-1,215.8	-396,350.80		
Jan 2003 adj full service to sss rds sft (Sweetwater)	288.00	1,215.8	350,150.40		
Jan 2003 adj full service to sss rds	326.00	-24.6	-8,019.60		
Jan 2003 adj full service to sss rds sft (Poway)	288.00	24.6	7,084.80		
Feb 2003 adj full service to agr	326.00	-437.1	-142,494.60		
Feb 2003 adj full service to agr (Escondido)	236.00	437.1	103,155.60		
Feb 2003 adj full service to agr	326.00	-61.7	-20,114.20		
Feb 2003 adj full service to agr (Oceanside)	236.00	61.7	14,561.20		
Feb 2003 adj full service to agr	326.00	-19.9	-6,487.40		
Feb 2003 adj full service to agr (Olivenhain)	236.00	19.9	4,696.40		
Feb 2003 adj full service to agr	326.00	-114.1	-37,196.60		
Feb 2003 adj full service to agr (Ramona)	236.00	114.1	26,927.60		
Feb 2003 adj full service to agr	326.00	-12.2	-3,977.20		
Feb 2003 adj full service to agr (City of San Diego)	236.00	12.2	2,879.20		
Feb 2003 adj full service to agr	326.00	-3.3	-1,075.80		
Feb 2003 adj full service to agr (Santa Fe Irrigation)	236.00	3.3	778.80		
Feb 2003 adj full service to agr	326.00	-26.3	-8,573.80		
Feb 2003 adj full service to agr (Vista)	236.00	26.3	6,206.80		
Feb 2003 adj full service to sss rds	326.00	-2,147.3	-700,019.80		
Feb 2003 adj full service to sss rds sft (Sweetwater)	288.00	2,147.3	618,422.40		
Feb 2003 adj full service to sss rds	326.00	-37.7	-12,290.20		
Feb 2003 adj full service to sss rds sft (Poway)	288.00	37.7	10,857.60		
Adjustment Subtotal		0.0	-173,099.50		
SD-11 Total		18,943.1	6,002,351.10		

Meter No: SD-DS1

Desalted	Constant	Previous Reading	Current Reading	Volume (CU. FT)	Rate Desc.
Desalted		N/A	N/A	N/A	Unbundled

--- ADJUSTMENT ---					
	Rate Per AF	Volume AF	Amount		
Mar 2003 lppds contribution	250.00	273.3	-68,325.00		
Adjustment Subtotal		273.3	-68,325.00		
SD-DS1 Total		273.3	-68,325.00		

Meter No: SD-GRP1

Recovered	Constant	Previous Reading	Current Reading	Volume (CU. FT)	Rate Desc.
Recovered Greenbelt		N/A	N/A	N/A	Unbundled

Agency Name	Invoice No.	Rev.	Bill Period	Page No.	Mailed On	Due On
San Diego County Water Authority	4288	0	March 2003	5 of 7	04-10-03	05-30-03

--- ADJUSTMENT ---

	Rate Per AF	Volume AF	Amount
Mar 2003	420.00	256.1	107,562.00
Mar 2003	670.00		-171,587.00
Adjustment Subtotal		256.1	-64,025.00
SD-GRP1 Total		256.1	-64,025.00

Meter No. SD-RCL1

Reclaimed	Constant	Previous Reading	Current Reading	Volume (CU. FT)	Rate Desc.
Reclaimed		N/A	N/A	N/A	Unbundled

--- ADJUSTMENT ---

	Rate Per AF	Volume AF	Amount
Mar 2003 lrp contribution	250.00	17.6	-4,400.00
Adjustment Subtotal		17.6	-4,400.00
SD-RCL1 Total		17.6	-4,400.00

Meter No. SD-RCL10

Reclaimed	Constant	Previous Reading	Current Reading	Volume (CU. FT)	Rate Desc.
No Address 1		N/A	N/A	N/A	Unbundled

--- ADJUSTMENT ---

	Rate Per AF	Volume AF	Amount
Feb 2003 contribution	225.00	220.6	-49,635.00
Adjustment Subtotal		220.6	-49,635.00
SD-RCL10 Total		220.6	-49,635.00

Meter No. SD-RCL12

Reclaimed	Constant	Previous Reading	Current Reading	Volume (CU. FT)	Rate Desc.
Reclaimed		N/A	N/A	N/A	Unbundled

--- ADJUSTMENT ---

	Rate Per AF	Volume AF	Amount
Feb 2003 lrp contribution	250.00	16.2	-4,050.00
Adjustment Subtotal		16.2	-4,050.00
SD-RCL12 Total		16.2	-4,050.00

Meter No. SD-RCL13

Reclaimed	Constant	Previous Reading	Current Reading	Volume (CU. FT)	Rate Desc.
Reclaimed		N/A	N/A	N/A	Unbundled

--- ADJUSTMENT ---

	Rate Per AF	Volume AF	Amount
Mar 2003 contribution	250.00	21.9	-5,475.00
Adjustment Subtotal		21.9	-5,475.00
SD-RCL13 Total		21.9	-5,475.00

Meter No. SD-RCL2

Reclaimed	Constant	Previous Reading	Current Reading	Volume (CU. FT)	Rate Desc.
		N/A	N/A	N/A	Unbundled

--- ADJUSTMENT ---

	Rate Per AF	Volume AF	Amount
Mar 2003 lppre	113.00	4.5	508.50

Agency Name	Invoice No.	Rev.	Bill Period	Page No.	Mailed On	Due On
San Diego County Water Authority	4288	0	March 2003	6 of 7	04-10-03	05-30-03

--- ADJUSTMENT ---

	Rate Per AF	Volume AF	Amount
Mar 2003 Ippre	267.00		-1,201.50
Adjustment Subtotal		4.5	-693.00
SD-RCL2 Total		4.5	-693.00

Meter No. SD-RCL5

Reclaimed	Constant	Previous Reading	Current Reading	Volume (CU. FT)	Rate Desc.
		N/A	N/A	N/A	Unbundled

--- ADJUSTMENT ---

	Rate Per AF	Volume AF	Amount
Feb 2003 Ippre voided	113.00	-16.3	-1,841.80
Feb 2003 Ippre voided	267.00		4,352.10
Feb 2003 Ippre	113.00	2.4	271.20
Feb 2003 Ippre	267.00		-640.80
Adjustment Subtotal		-13.9	2,140.60
SD-RCL5 Total		-13.9	2,140.60

Meter No. SD-RCL6

Reclaimed	Constant	Previous Reading	Current Reading	Volume (CU. FT)	Rate Desc.
Reclaimed		N/A	N/A	N/A	Unbundled

--- ADJUSTMENT ---

	Rate Per AF	Volume AF	Amount
Feb 2003 Irp contribution	250.00	74.6	-18,650.00
Adjustment Subtotal		74.6	-18,650.00
SD-RCL6 Total		74.6	-18,650.00

Meter No. SD-RCL8

Reclaimed	Constant	Previous Reading	Current Reading	Volume (CU. FT)	Rate Desc.
Reclaimed		N/A	N/A	N/A	Unbundled

--- ADJUSTMENT ---

	Rate Per AF	Volume AF	Amount
Dec 2002 Irp contribution voided	210.00	-85.3	17,913.00
Dec 2002 Irp contribution	210.00	65.3	-13,713.00
Feb 2003 Irp contribution	210.00	44.7	-9,387.00
Mar 2003 Irp contribution	210.00	22.7	-4,767.00
Adjustment Subtotal		47.4	-9,954.00
SD-RCL8 Total		47.4	-9,954.00

Meter No. SD-RCL9

Reclaimed	Constant	Previous Reading	Current Reading	Volume (CU. FT)	Rate Desc.
		N/A	N/A	N/A	Unbundled

--- ADJUSTMENT ---

	Rate Per AF	Volume AF	Amount
Mar 2003 Ippre	113.00	6.8	768.40
Mar 2003 Ippre	267.00		-1,815.60
Adjustment Subtotal		6.8	-1,047.20
SD-RCL9 Total		6.8	-1,047.20

Agency Name	Invoice No.	Rev.	Bill Period	Page No.	Mailed On	Due On
San Diego County Water Authority	4288	0	March 2003	7 of 7	04-10-03	05-30-03

--- OTHER CHARGES AND CREDITS ---

	Amount
Conservation Ag # 35245	-37,975.00
Conservation Ag # 39103	-80,040.00
Conservation Ag # 40288	-79,250.00

VOLUME TOTAL

INVOICE TOTAL

45,410.4**\$14,549,771.40**

This invoice was printed on 4/9/2003 at 10:31:39AM



MWD
 METROPOLITAN WATER DISTRICT OF SOUTHERN CALIFORNIA
 700 North Alameda Street
 Los Angeles, CA, 90012-2944

INVOICE

Billed To:
 San Diego County Water Authority



Service Address
 4677 Overland Avenue
 San Diego, Ca. 92123-1233

April 2003	Page No. 1 of 1
Mailed: 05/09/2003	Due Date: 06/30/2003
Invoice Number: 4316	Revision: 0

NOTICE

The MWD Administrative Code Section 4507 and 4508 require that payment must be made in "Good Funds" by the due date or the payment will be considered delinquent and an additional charge shall be assessed.

DELIVERIES	Volume (AF)
Total Water Treated Delivered	19,118.7
Total Water Untreated Delivered	35,157.4

SALES		Volume (AF)	Rate (\$ /AF)	Total (\$)
Full Service	Tier 1 Supply Rate	46,434.1	\$73.00	\$3,389,689.30
	System Access Rate	46,434.1	\$141.00	\$6,547,208.10
	Water Stewardship Rate	46,434.1	\$23.00	\$1,067,984.30
	System Power Rate	46,434.1	\$89.00	\$4,132,634.90
	Treatment Surcharge	17,963.8	\$82.00	\$1,473,031.60
Adj. Full Service Prior Rates	Untreated	-967.6		(\$337,692.40)
	Treated	1,481.5		\$435,561.00
IAWP	Untreated	353.1		\$83,331.60
	Treated	-326.6		(\$113,566.20)
Seasonal Shift	Untreated	7,301.6		\$2,040,103.40
	Treated			
SUBTOTAL				\$18,716,285.60

WATER MANAGEMENT	Volume (AF)	Total (\$)
Local Resource Programs	541.0	(\$132,575.00)
SUBTOTAL		(\$132,575.00)

OTHER CHARGES AND CREDITS		
Conservation Credit	(\$501,412.50)	
Readiness To Serve Charge(Payment Schedule: S)	\$4,311,242.00	
Capacity Reservation Charge(Payment Schedule: S)	\$2,254,560.00	
SUBTOTAL		\$6,064,389.50

ADDITIONAL INFORMATION	Volume (AF)	Peak Day	Flow (CFS)
Purchase Order Commitment (Jan 2003 to Dec 2012)	3,338,035.2		
Purchase Order Firm Delivery To Date (Jan 2003 to Dec 2012)	175,888.5		
Tier 1 Annual Limit (For Current Year)	500,705.3		
Tier 1 YTD Deliveries (For Current Year)	175,888.5		
Requested Capacity			739.2
Annual Peak Flow		4/9/2003	1,136.9
Summer Peak Flow		5/1/2003	886.8

INVOICE TOTAL	Volume AF 54,817.1	Amount Now Due \$24,650,100.10
----------------------	------------------------------	--

Note: Amount Due is based on highlighted fields



MWD
 METROPOLITAN WATER DISTRICT OF SOUTHERN CALIFORNIA
 700 North Alameda Street
 Los Angeles, CA, 90012-2944

INVOICE DETAIL

NOTICE

The MWD Administrative Code Section 4507 and 4508 require that payment must be made in "Good Funds" by the due date or the payment will be considered delinquent and an additional charge shall be assessed.

IN ACCORDANCE WITH READINGS AND BILLING DATA LISTED BELOW

Agency Name	Invoice No.	Rev.	Bill Period	Page No.	Mailed On	Due On
San Diego County Water Authority	4316	0	April 2003	1 of 5	05-09-03	06-30-03

Meter No. SD-01A

Treated Domestic	Constant	Previous Reading	Current Reading	Volume (CU. FT)	Rate Desc.
Rainbow Cyn. Rd. e/o Frontage Rd.	1.000	13155073	13274947	119874000	Unbundled

---	Rate Per AF	Volume AF	Amount
Tier 1 Supply Rate	73.00	2,751.9	200,888.70
System Access Rate	141.00	2,751.9	388,017.90
Water Stewardship Rate	23.00	2,751.9	63,293.70
System Power Rate	89.00	2,751.9	244,919.10
Treatment Surcharge	82.00	2,751.9	225,655.80
Delivery Subtotal		2,751.9	1,122,775.20
SD-01A Total		2,751.9	1,122,775.20

Meter No. SD-01B

Treated Domestic	Constant	Previous Reading	Current Reading	Volume (CU. FT)	Rate Desc.
Rainbow Cyn. Rd. e/o Frontage Rd.	1.000	12758472	12876969	118497000	Unbundled

---	Rate Per AF	Volume AF	Amount
Tier 1 Supply Rate	73.00	2,720.3	198,581.90
System Access Rate	141.00	2,720.3	383,562.30
Water Stewardship Rate	23.00	2,720.3	62,566.90
System Power Rate	89.00	2,720.3	242,106.70
Treatment Surcharge	82.00	2,720.3	223,064.60
Delivery Subtotal		2,720.3	1,109,882.40
SD-01B Total		2,720.3	1,109,882.40

Meter No. SD-02

Treated Domestic	Constant	Previous Reading	Current Reading	Volume (CU. FT)	Rate Desc.
w/o Rainbow Glen Rd.	100	10932763	11022204	8944100	Unbundled

---	Rate Per AF	Volume AF	Amount
Tier 1 Supply Rate	73.00	205.3	14,986.90
System Access Rate	141.00	205.3	28,947.30
Water Stewardship Rate	23.00	205.3	4,721.90
System Power Rate	89.00	205.3	18,271.70
Treatment Surcharge	82.00	205.3	16,834.60
Delivery Subtotal		205.3	83,762.40
SD-02 Total		205.3	83,762.40

Agency Name	Invoice No.	Rev.	Bill Period	Page No.	Mailed On	Due On
San Diego County Water Authority	4316	0	April 2003	2 of 5	05-09-03	06-30-03

Meter No. SD-03

Untreated Domestic	Constant	Previous Reading	Current Reading	Volume (CU. FT)	Rate Desc.
Rainbow Cyn. Rd. e/o Frontage Rd.	1.000	35701168	36357056	655888000	Unbundled

--- DELIVERIES ---

	Rate Per AF	Volume AF	Amount
Tier 1 Supply Rate	73.00	15,057.1	1,099,168.30
System Access Rate	141.00	15,057.1	2,123,051.10
Water Stewardship Rate	23.00	15,057.1	346,313.30
System Power Rate	89.00	15,057.1	1,340,081.90
Delivery Subtotal		15,057.1	4,908,614.60
SD-03 Total		15,057.1	4,908,614.60

Meter No. SD-05

Treated Domestic	Constant	Previous Reading	Current Reading	Volume (CU. FT)	Rate Desc.
s/o Reche Rd. w/o Wilt Rd.	100	1401403	1480886	7948300	Unbundled

--- DELIVERIES ---

	Rate Per AF	Volume AF	Amount
Tier 1 Supply Rate	73.00	182.5	13,322.50
System Access Rate	141.00	182.5	25,732.50
Water Stewardship Rate	23.00	182.5	4,197.50
System Power Rate	89.00	182.5	16,242.50
Treatment Surcharge	82.00	182.5	14,965.00
Delivery Subtotal		182.5	74,460.00
SD-05 Total		182.5	74,460.00

Meter No. SD-07

Treated Domestic	Constant	Previous Reading	Current Reading	Volume (CU. FT)	Rate Desc.
e/o Wilt Rd. n/o Dos Ninos Ave.	1.000	72056432	72615072	558640000	Unbundled

--- DELIVERIES ---

	Rate Per AF	Volume AF	Amount
Tier 1 Supply Rate	73.00	12,824.6	936,195.80
System Access Rate	141.00	12,824.6	1,808,268.60
Water Stewardship Rate	23.00	12,824.6	294,965.80
System Power Rate	89.00	12,824.6	1,141,389.40
Treatment Surcharge	82.00	12,824.6	1,051,617.20
Delivery Subtotal		12,824.6	5,232,436.80

--- ADJUSTMENT ---

	Rate Per AF	Volume AF	Amount
Jan 2003 adj full service to agr	408.00	-57.0	-23,256.00
Jan 2003 adj full service to agr (Rincon)	294.00	57.0	16,758.00
Feb 2003 adj full service to sss rds voided	408.00	371.0	151,368.00
Feb 2003 adj full service to sss rds sft voided (Rainbow)	345.00	-371.0	-127,995.00
Feb 2003 adj full service to sss rds	408.00	-33.0	-13,464.00
Feb 2003 adj full service to sss rds sft(Rainbow)	345.00	33.0	11,385.00
Feb 2003 adj full service to agr	408.00	-39.4	-16,075.20
Feb 2003 adj full service to agr (Rincon)	294.00	39.4	11,583.60
Mar 2003 adj full service to sss rds	408.00	-11.4	-4,651.20
Mar 2003 adj full service to sss rds sft(Fallbrook)	267.00	11.4	3,043.80
Mar 2003 adj full service to agr	408.00	-40.4	-16,483.20
Mar 2003 adj full service to agr (Carlsbad Municipal)	294.00	40.4	11,877.60
Mar 2003 adj full service to agr	408.00	-68.4	-27,907.20
Mar 2003 adj full service to agr (Fallbrook)	294.00	68.4	20,109.60
Mar 2003 adj full service to agr	408.00	-8.0	-3,264.00
Mar 2003 adj full service to agr (Oceanside)	294.00	8.0	2,352.00
Mar 2003 adj full service to agr	408.00	-19.4	-7,915.20
Mar 2003 adj full service to agr (Olivenhain)	294.00	19.4	5,703.60

Agency Name	Invoice No.	Rev.	Bill Period	Page No.	Mailed On	Due On
San Diego County Water Authority	4316	0	April 2003	3 of 5	05-09-03	06-30-03

--- ADJUSTMENT ---

	Rate Per AF	Volume AF	Amount
Mar 2003 adj full service to agr	408.00	-5.1	-2,080.80
Mar 2003 adj full service to agr (Otay)	294.00	5.1	1,499.40
Mar 2003 adj full service to agr	408.00	-493.1	-201,184.80
Mar 2003 adj full service to agr (Rainbow)	294.00	493.1	144,971.40
Mar 2003 adj full service to agr	408.00	-91.6	-37,372.80
Mar 2003 adj full service to agr (Ramona)	294.00	91.6	26,930.40
Mar 2003 adj full service to agr	408.00	-0.8	-326.40
Mar 2003 adj full service to agr (City of San Diego)	294.00	0.8	235.20
Mar 2003 adj full service to agr	408.00	-125.3	-51,122.40
Mar 2003 adj full service to agr (Vallecitos)	294.00	125.3	36,838.20
Mar 2003 adj full service to agr	408.00	-497.9	-203,143.20
Mar 2003 adj full service to agr (Valley Center)	294.00	497.9	146,382.60
Mar 2003 adj full service to agr	408.00	-5.2	-2,121.60
Mar 2003 adj full service to agr (Vista)	294.00	5.2	1,528.80
Mar 2003 adj full service to agr	408.00	-29.9	-12,199.20
Mar 2003 adj full service to agr (Yuima)	294.00	29.9	8,790.60
Adjustment Subtotal		0.0	-149,204.40
SD-07 Total		12,824.6	5,083,232.40

Meter No. SD-08

Treated Domestic	Constant	Previous Reading	Current Reading	Volume (CU. FT)	Rate Desc.
n/o Red Mtn. n/o Mission Rd.	100	20771464	20907952	13648800	Unbundled

--- DELIVERIES ---

	Rate Per AF	Volume AF	Amount
Tier 1 Supply Rate	73.00	313.3	22,870.90
System Access Rate	141.00	313.3	44,175.30
Water Stewardship Rate	23.00	313.3	7,205.90
System Power Rate	89.00	313.3	27,883.70
Treatment Surcharge	82.00	313.3	25,690.60
Delivery Subtotal		313.3	127,826.40
SD-08 Total		313.3	127,826.40

Meter No. SD-09

Treated Domestic	Constant	Previous Reading	Current Reading	Volume (CU. FT)	Rate Desc.
w/o Rainbow Glen. Rd. n/o Red Mtn.	100	3510077	3562707	5263000	Unbundled

--- DELIVERIES ---

	Rate Per AF	Volume AF	Amount
Tier 1 Supply Rate	73.00	120.8	8,818.40
System Access Rate	141.00	120.8	17,032.80
Water Stewardship Rate	23.00	120.8	2,778.40
System Power Rate	89.00	120.8	10,751.20
Treatment Surcharge	82.00	120.8	9,905.60
Delivery Subtotal		120.8	49,286.40
SD-09 Total		120.8	49,286.40

Meter No. SD-11

Untreated Domestic	Constant	Previous Reading	Current Reading	Volume (CU. FT)	Rate Desc.
e/o Wilt Rd. n/o Dos Ninos Ave.	10,000	8290293	8377850	875570000	Unbundled

--- DELIVERIES ---

	Rate Per AF	Volume AF	Amount
Tier 1 Supply Rate	73.00	20,100.3	1,467,321.90
System Access Rate	141.00	20,100.3	2,834,142.30
Water Stewardship Rate	23.00	20,100.3	462,306.90

Agency Name	Invoice No.	Rev.	Bill Period	Page No.	Mailed On	Due On
San Diego County Water Authority	4316	0	April 2003	4 of 5	05-09-03	06-30-03

--- DELIVERIES ---

	Rate Per AF	Volume AF	Amount
System Power Rate	89.00	20,100.3	1,788,926.70
Delivery Subtotal		20,100.3	6,552,697.80

--- ADJUSTMENT ---

	Rate Per AF	Volume AF	Amount
Oct 2002 adj full service to sss ril voided	349.00	865.0	301,885.00
Oct 2002 adj full service to sss ril sft voided(Sweetwater)	288.00	-865.0	-249,120.00
Oct 2002 adj full service to sss ril	349.00	-621.9	-217,043.10
Oct 2002 adj full service to sss ril sft (Sweetwater)	288.00	621.9	179,107.20
Dec 2002 adj full service to sss ril	349.00	-250.9	-87,564.10
Dec 2002 adj full service to sss ril sft (Sweetwater)	288.00	250.9	72,259.20
Dec 2002 adj full service to sss rds	349.00	-938.9	-327,676.10
Dec 2002 adj full service to sss rds sft(Helix)	233.00	938.9	218,763.70
Dec 2002 adj full service to sss ril	349.00	-20.9	-7,294.10
Dec 2002 adj full service to sss ril sft (Helix)	233.00	20.9	4,869.70
Jan 2003 adj full service to sss rds	326.00	-524.6	-171,019.60
Jan 2003 adj full service to sss rds sft (Helix)	210.00	127.8	26,838.00
Jan 2003 adj full service to sss rds sft (Helix)	288.00	396.8	114,278.40
Feb 2003 adj full service to sss ril	326.00	-326.9	-106,569.40
Feb 2003 adj full service to sss ril sft (Sweetwater)	288.00	326.9	94,147.20
Feb 2003 adj full service to sss rds	326.00	-1,384.2	-451,249.20
Feb 2003 adj full service to sss rds sft(Helix)	288.00	1,384.2	398,649.60
Feb 2003 adj full service to agr	326.00	-0.8	-260.80
Feb 2003 adj full service to agr (Poway)	236.00	0.8	188.80
Mar 2003 adj full service to sss rds	326.00	-2,530.6	-824,975.80
Mar 2003 adj full service to sss rds sft(Sweetwater)	288.00	2,530.6	728,812.80
Mar 2003 adj full service to sss rds	326.00	-188.8	-55,028.80
Mar 2003 adj full service to sss rds sft(Poway)	288.00	188.8	48,614.40
Mar 2003 adj full service to sss rds	326.00	-1,317.0	-429,342.00
Mar 2003 adj full service to sss rds sft(Helix)	288.00	1,317.0	379,296.00
Mar 2003 adj full service to sss ril	326.00	-81.9	-26,699.40
Mar 2003 adj full service to sss ril sft (Helix)	288.00	81.9	23,587.20
Mar 2003 adj full service to agr	326.00	-93.7	-30,546.20
Mar 2003 adj full service to agr (Escondido)	236.00	93.7	22,113.20
Mar 2003 adj full service to agr	326.00	-39.9	-13,007.40
Mar 2003 adj full service to agr (Oceanside)	236.00	39.9	9,416.40
Mar 2003 adj full service to agr	326.00	-43.0	-14,018.00
Mar 2003 adj full service to agr (Olivenhain)	236.00	43.0	10,148.00
Mar 2003 adj full service to agr	326.00	-157.4	-51,312.40
Mar 2003 adj full service to agr (Ramona)	236.00	157.4	37,146.40
Mar 2003 adj full service to agr	326.00	-7.1	-2,314.60
Mar 2003 adj full service to agr (City of San Diego)	236.00	7.1	1,675.60
Mar 2003 adj full service to agr	326.00	-5.9	-1,923.40
Mar 2003 adj full service to agr (Santa Fe Irrigation)	236.00	5.9	1,392.40
Mar 2003 adj full service to agr	326.00	-5.3	-1,727.80
Mar 2003 adj full service to agr (Vista)	236.00	5.3	1,250.80
Adjustment Subtotal		0.0	-394,252.00
SD-11 Total		20,100.3	6,158,445.80

Meter No: SD-DS1

Desalted	Constant	Previous Reading	Current Reading	Volume (CU. FT)	Rate Desc.
Desalted		N/A	N/A	N/A	Unbundled

--- ADJUSTMENT ---

	Rate Per AF	Volume AF	Amount
Apr 2003 lppds contribution	250.00	261.4	-65,350.00
Adjustment Subtotal		261.4	-65,350.00
SD-DS1 Total		261.4	-65,350.00

Agency Name	Invoice No.	Rev.	Bill Period	Page No.	Mailed On	Due On
San Diego County Water Authority	4316	0	April 2003	5 of 5	05-09-03	06-30-03

Meter No: SD-RCL10

Reclaimed	Constant	Previous Reading	Current Reading	Volume (CU. FT)	Rate Desc.
		N/A	N/A	N/A	Unbundled

--- ADJUSTMENT ---

	Rate Per AF	Volume AF	Amount
Mar 2003 contribution	225.00	107.0	-24,075.00
Adjustment Subtotal		107.0	-24,075.00
SD-RCL10 Total		107.0	-24,075.00

Meter No: SD-RCL12

Reclaimed	Constant	Previous Reading	Current Reading	Volume (CU. FT)	Rate Desc.
Reclaimed		N/A	N/A	N/A	Unbundled

--- ADJUSTMENT ---

	Rate Per AF	Volume AF	Amount
Mar 2003 lrp contribution	250.00	20.1	-5,025.00
Adjustment Subtotal		20.1	-5,025.00
SD-RCL12 Total		20.1	-5,025.00

Meter No: SD-RCL13

Reclaimed	Constant	Previous Reading	Current Reading	Volume (CU. FT)	Rate Desc.
Reclaimed		N/A	N/A	N/A	Unbundled

--- ADJUSTMENT ---

	Rate Per AF	Volume AF	Amount
Apr 2003 contribution	250.00	101.0	-25,250.00
Adjustment Subtotal		101.0	-25,250.00
SD-RCL13 Total		101.0	-25,250.00

Meter No: SD-RCL6

Reclaimed	Constant	Previous Reading	Current Reading	Volume (CU. FT)	Rate Desc.
Reclaimed		N/A	N/A	N/A	Unbundled

--- ADJUSTMENT ---

	Rate Per AF	Volume AF	Amount
Mar 2003 lrp contribution	250.00	51.5	-12,875.00
Adjustment Subtotal		51.5	-12,875.00
SD-RCL6 Total		51.5	-12,875.00

--- OTHER CHARGES AND CREDITS ---

	Amount
Conservation Ag # 29100	-460,380.00
Conservation Ag # 35244	-15,237.50
Conservation Ag # 35245	-25,795.00
Capacity Reservation Charge	2,254,560.00
Readiness to Serve Charge	4,311,242.00

VOLUME TOTAL	INVOICE TOTAL
54,817.1	\$24,650,100.10

This invoice was printed on: 5/7/2003 at 10:44:49AM



MWD
 METROPOLITAN WATER DISTRICT OF SOUTHERN CALIFORNIA
 700 North Alameda Street
 Los Angeles, CA, 90012-2944

INVOICE

Billed To:
 San Diego County Water Authority



Service Address
 4677 Overland Avenue
 San Diego, Ca. 92123-1233

May 2003	Page No. 1 of 1
Mailed: 06/10/2003	Due Date: 07/31/2003
Invoice Number: 4344	Revision: 0

NOTICE

The MWD Administrative Code Section 4507 and 4508 require that payment must be made in "Good Funds" by the due date or the payment will be considered delinquent and an additional charge shall be assessed.

DELIVERIES	Volume (AF)
Total Water Treated Delivered	24,276.7
Total Water Untreated Delivered	22,660.5

SALES		Volume (AF)	Rate (\$ /AF)	Total (\$)
Full Service	Tier 1 Supply Rate	15,165.1	\$73.00	\$1,107,052.30
	System Access Rate	15,165.1	\$141.00	\$2,138,279.10
	Water Stewardship Rate	15,165.1	\$23.00	\$348,797.30
	System Power Rate	15,165.1	\$89.00	\$1,349,693.90
	Treatment Surcharge	19,482.9	\$82.00	\$1,597,597.80
Adj. Full Service Prior Rates	Treated	90.9		\$39,177.90
	Untreated	357.1		\$124,627.90
IAWP	Treated	4,410.7		\$1,296,745.80
	Untreated	522.2		\$123,239.20
Seasonal Shift	Treated	292.2		\$102,329.70
	Untreated	26,099.0		\$6,934,600.90
SUBTOTAL				\$15,162,141.80

WATER MANAGEMENT	Volume (AF)	Total (\$)
Local Resource Programs	1,354.8	(\$320,362.50)
SUBTOTAL		(\$320,362.50)

OTHER CHARGES AND CREDITS		
Conservation Credit	(\$306,482.50)	
SUBTOTAL		(\$306,482.50)

ADDITIONAL INFORMATION	Volume (AF)	Peak Day	Flow (CFS)
Purchase Order Commitment (Jan 2003 to Dec 2012)	3,338,035.2		
Purchase Order Firm Delivery To Date (Jan 2003 to Dec 2012)	217,892.8		
Tier 1 Annual Limit (For Current Year)	500,705.3		
Tier 1 YTD Deliveries (For Current Year)	217,892.8		
Requested Capacity			739.2
Annual Peak Flow		4/9/2003	1,136.9
Summer Peak Flow		5/23/2003	967.3

INVOICE TOTAL	Volume AF 48,292.0	Amount Now Due \$14,535,296.80
----------------------	------------------------------	--

Note: Amount Due is based on highlighted fields



MWD
METROPOLITAN WATER DISTRICT OF SOUTHERN CALIFORNIA
 700 North Alameda Street
 Los Angeles, CA, 90012-2944

INVOICE DETAIL

NOTICE
The MWD Administrative Code Section 4507 and 4508 require that payment must be made in "Good Funds" by the due date or the payment will be considered delinquent and an additional charge shall be assessed.

IN ACCORDANCE WITH READINGS AND BILLING DATA LISTED BELOW

Agency Name	Invoice No.	Rev.	Bill Period	Page No.	Mailed On	Due On
San Diego County Water Authority	4344	0	May 2003	1 of 6	06-10-03	07-31-03

Meter No. SD-01A

Treated Domestic	Constant	Previous Reading	Current Reading	Volume (CU. FT)	Rate Desc.
Rainbow Cyn. Rd. e/o Frontage Rd.	1.000	13274947	13413176	138229000	Unbundled

--- DELIVERIES ---

	Rate Per AF	Volume AF	Amount
Tier 1 Supply Rate	73.00	3,173.3	231,650.90
System Access Rate	141.00	3,173.3	447,435.30
Water Stewardship Rate	23.00	3,173.3	72,985.90
System Power Rate	89.00	3,173.3	282,423.70
Treatment Surcharge	82.00	3,173.3	260,210.60
Delivery Subtotal		3,173.3	1,294,706.40
SD-01A Total		3,173.3	1,294,706.40

Meter No. SD-01B

Treated Domestic	Constant	Previous Reading	Current Reading	Volume (CU. FT)	Rate Desc.
Rainbow Cyn. Rd. e/o Frontage Rd.	1.000	12876969	13014295	137326000	Unbundled

--- DELIVERIES ---

	Rate Per AF	Volume AF	Amount
Tier 1 Supply Rate	73.00	3,152.6	230,139.80
System Access Rate	141.00	3,152.6	444,516.60
Water Stewardship Rate	23.00	3,152.6	72,509.80
System Power Rate	89.00	3,152.6	280,581.40
Treatment Surcharge	82.00	3,152.6	258,513.20
Delivery Subtotal		3,152.6	1,286,260.80
SD-01B Total		3,152.6	1,286,260.80

Meter No. SD-02

Treated Domestic	Constant	Previous Reading	Current Reading	Volume (CU. FT)	Rate Desc.
w/o Rainbow Glen Rd.	100	11022204	11150882	12867800	Unbundled

--- DELIVERIES ---

	Rate Per AF	Volume AF	Amount
Tier 1 Supply Rate	73.00	295.4	21,564.20
System Access Rate	141.00	295.4	41,651.40
Water Stewardship Rate	23.00	295.4	6,794.20
System Power Rate	89.00	295.4	26,290.60
Treatment Surcharge	82.00	295.4	24,222.80
Delivery Subtotal		295.4	120,523.20
SD-02 Total		295.4	120,523.20

Agency Name	Invoice No.	Rev.	Bill Period	Page No.	Mailed On	Due On
San Diego County Water Authority	4344	0	May 2003	2 of 6	06-10-03	07-31-03

Meter No. SD-03

Untreated Domestic	Constant	Previous Reading	Current Reading	Volume (CU. FT)	Rate Desc.
Rainbow Cyn. Rd. e/o Frontage Rd.	1.000	36357056	36598248	241192000	Unbundled

--- DELIVERIES ---

	Rate Per AF	Volume AF	Amount
Tier 1 Supply Rate	73.00	5,537.0	404,201.00
System Access Rate	141.00	5,537.0	780,717.00
Water Stewardship Rate	23.00	5,537.0	127,351.00
System Power Rate	89.00	5,537.0	492,793.00
Delivery Subtotal		5,537.0	1,805,062.00
SD-03 Total		5,537.0	1,805,062.00

Meter No. SD-05

Treated Domestic	Constant	Previous Reading	Current Reading	Volume (CU. FT)	Rate Desc.
s/o Reche Rd. w/o Wilt Rd.	100	1480886	1574621	9373500	Unbundled

--- DELIVERIES ---

	Rate Per AF	Volume AF	Amount
Tier 1 Supply Rate	73.00	215.2	15,709.60
System Access Rate	141.00	215.2	30,343.20
Water Stewardship Rate	23.00	215.2	4,949.60
System Power Rate	89.00	215.2	19,152.80
Treatment Surcharge	82.00	215.2	17,646.40
Delivery Subtotal		215.2	87,801.60
SD-05 Total		215.2	87,801.60

Meter No. SD-07

Treated Domestic	Constant	Previous Reading	Current Reading	Volume (CU. FT)	Rate Desc.
e/o Wilt Rd. n/o Dos Ninos Ave.	1.000	72615072	73349936	734864000	Unbundled

--- DELIVERIES ---

	Rate Per AF	Volume AF	Amount
Tier 1 Supply Rate	73.00	16,870.2	1,231,524.60
System Access Rate	141.00	16,870.2	2,378,698.20
Water Stewardship Rate	23.00	16,870.2	388,014.60
System Power Rate	89.00	16,870.2	1,501,447.80
Treatment Surcharge	82.00	16,870.2	1,383,356.40
Delivery Subtotal		16,870.2	6,883,041.60

--- ADJUSTMENT ---

	Rate Per AF	Volume AF	Amount
Oct 2002 adj full service to sss nil voided	431.00	1,310.0	564,610.00
Oct 2002 adj full service to sss nil sft voided (City of San Diego)	290.00	-1,310.0	-379,900.00
Oct 2002 adj full service to sss nil	431.00	-1,219.1	-525,432.10
Oct 2002 adj full service to sss nil sft (City of San Diego)	290.00	1,219.1	353,539.00
Jan 2003 adj full service to agr voided	408.00	79.1	32,272.80
Jan 2003 adj full service to agr voided(Carlsbad Municipal)	294.00	-79.1	-23,255.40
Jan 2003 adj full service to agr (Carlsbad Municipal)	408.00	-79.1	-32,272.80
Jan 2003 adj full service to agr (Carlsbad Municipal)	294.00	79.1	23,255.40
Feb 2003 adj full service to agr voided	408.00	69.6	28,396.80
Feb 2003 adj full service to agr voided(Carlsbad Municipal)	294.00	-69.6	-20,462.40
Feb 2003 adj full service to agr (Carlsbad Municipal)	408.00	-69.7	-28,437.60
Feb 2003 adj full service to agr (Carlsbad Municipal)	294.00	69.7	20,491.80
Mar 2003 adj full service to agr voided(Carlsbad Municipal)	294.00	-40.4	-11,877.60
Mar 2003 adj full service to agr voided	408.00	40.4	16,483.20
Mar 2003 adj full service to agr	408.00	-40.5	-16,524.00
Mar 2003 adj full service to agr (Carlsbad Municipal)	294.00	40.5	11,907.00
Mar 2003 adj full service to agr	408.00	-0.6	-244.80
Mar 2003 adj full service to agr (Padre Dam)	294.00	0.6	176.40

Agency Name	Invoice No.	Rev.	Bill Period	Page No.	Mailed On	Due On
San Diego County Water Authority	4344	0	May 2003	3 of 6	06-10-03	07-31-03

--- ADJUSTMENT ---

	Rate Per AF	Volume AF	Amount
Mar 2003 adj full service to agr	408.00	-33.4	-13,627.20
Mar 2003 adj full service to agr (Rincon)	294.00	33.4	9,819.60
Apr 2003 adj full service to agr	408.00	-73.5	-29,988.00
Apr 2003 adj full service to agr (Carlsbad Municipal)	294.00	73.5	21,609.00
Apr 2003 adj full service to agr	408.00	-391.2	-159,609.60
Apr 2003 adj full service to agr (Fallbrook)	294.00	391.2	115,012.80
Apr 2003 adj full service to agr	408.00	-34.4	-14,035.20
Apr 2003 adj full service to agr (Oceanside)	294.00	34.4	10,113.60
Apr 2003 adj full service to agr	408.00	-22.8	-9,302.40
Apr 2003 adj full service to agr (Olivenhain)	294.00	22.8	6,703.20
Apr 2003 adj full service to agr	408.00	-7.0	-2,856.00
Apr 2003 adj full service to agr (Otay)	294.00	7.0	2,058.00
Apr 2003 adj full service to agr	408.00	-59.2	-24,153.60
Apr 2003 adj full service to agr (Padre Dam)	294.00	59.2	17,404.80
Apr 2003 adj full service to agr	408.00	-1,217.5	-496,740.00
Apr 2003 adj full service to agr (Rainbow)	294.00	1,217.5	357,945.00
Apr 2003 adj full service to agr	408.00	-284.9	-116,239.20
Apr 2003 adj full service to agr (Ramona)	294.00	284.9	83,760.60
Apr 2003 adj full service to agr	408.00	-2.4	-979.20
Apr 2003 adj full service to agr (City of San Diego)	294.00	2.4	705.60
Apr 2003 adj full service to agr	408.00	-46.5	-18,972.00
Apr 2003 adj full service to agr (Rincon)	294.00	46.5	13,671.00
Apr 2003 adj full service to agr	408.00	-0.3	-122.40
Apr 2003 adj full service to agr (Santa Fe Irrigation)	294.00	0.3	88.20
Apr 2003 adj full service to agr	408.00	-92.9	-37,903.20
Apr 2003 adj full service to agr (Vallecitos)	294.00	92.9	27,312.60
Apr 2003 adj full service to agr	408.00	-1,981.5	-808,452.00
Apr 2003 adj full service to agr (Valley Center)	294.00	1,981.5	582,561.00
Apr 2003 adj full service to agr	408.00	-47.5	-19,380.00
Apr 2003 adj full service to agr (Vista)	294.00	47.5	13,965.00
Apr 2003 adj full service to agr	408.00	-114.9	-46,879.20
Apr 2003 adj full service to agr (Yuima)	294.00	114.9	33,780.60
Apr 2003 adj full service to sss rds	408.00	-75.1	-30,640.80
Apr 2003 adj full service to sss rds sft (Fallbrook)	267.00	44.6	11,908.20
Apr 2003 adj full service to sss rds sft (Fallbrook)	345.00	30.5	10,522.50
Apr 2003 adj full service to sss rds	408.00	-308.0	-125,664.00
Apr 2003 adj full service to sss rds sft (Rainbow)	345.00	308.0	106,260.00
Adjustment Subtotal		0.0	-517,617.00
SD-07 Total		16,870.2	6,365,424.60

Meter No: SD-08

Treated: Domestic	Constant	Previous Reading	Current Reading	Volume (CU. FT)	Rate Desc.
n/o Red Mtn. n/o Mission Rd.	100	20907952	21066856	15890400	Unbundled

--- DELIVERIES ---

	Rate Per AF	Volume AF	Amount
Tier 1 Supply Rate	73.00	364.8	26,630.40
System Access Rate	141.00	364.8	51,436.80
Water Stewardship Rate	23.00	364.8	8,390.40
System Power Rate	89.00	364.8	32,467.20
Treatment Surcharge	82.00	364.8	29,913.60
Delivery Subtotal		364.8	148,838.40
SD-08 Total		364.8	148,838.40

Meter No: SD-09

Treated: Domestic	Constant	Previous Reading	Current Reading	Volume (CU. FT)	Rate Desc.
w/o Rainbow Glen. Rd. n/o Red Mtn.	100	3562707	3652078	8937100	Unbundled

Agency Name	Invoice No.	Rev.	Bill Period	Page No.	Mailed On	Due On
San Diego County Water Authority	4344	0	May 2003	4 of 6	06-10-03	07-31-03

--- DELIVERIES ---

	Rate Per AF	Volume AF	Amount
Tier 1 Supply Rate	73.00	205.2	14,979.60
System Access Rate	141.00	205.2	28,933.20
Water Stewardship Rate	23.00	205.2	4,719.60
System Power Rate	89.00	205.2	18,262.80
Treatment Surcharge	82.00	205.2	16,826.40
Delivery Subtotal		205.2	83,721.60
SD-09 Total		205.2	83,721.60

Meter No. SD-11

Untreated Domestic	Constant	Previous Reading	Current Reading	Volume (CU. FT)	Rate Desc.
e/o Wilt Rd. n/o Dos Ninos Ave.	10,000	8377850	8452440	745900000	Unbundled

--- DELIVERIES ---

	Rate Per AF	Volume AF	Amount
Tier 1 Supply Rate	73.00	17,123.5	1,250,015.50
System Access Rate	141.00	17,123.5	2,414,413.50
Water Stewardship Rate	23.00	17,123.5	393,840.50
System Power Rate	89.00	17,123.5	1,523,991.50
Delivery Subtotal		17,123.5	5,582,261.00

--- ADJUSTMENT ---

	Rate Per AF	Volume AF	Amount
Oct 2002 adj full service to sss ril voided	349.00	5,143.2	1,794,976.80
Oct 2002 adj full service to sss ril sft voided (City of San Diego)	233.00	-5,143.2	-1,198,365.60
Oct 2002 adj full service to sss ril	349.00	-4,786.1	-1,670,348.90
Oct 2002 adj full service to sss ril sft (City of San Diego)	233.00	4,786.1	1,115,161.30
Jan 2003 adj full service to sss rds	326.00	-476.3	-155,273.80
Jan 2003 adj full service to sss rds sft (Ramona)	210.00	476.3	100,023.00
Jan 2003 adj full service to sss ril	326.00	-447.9	-146,015.40
Jan 2003 adj full service to sss ril sft (City of San Diego)	210.00	447.9	94,059.00
Jan 2003 adj full service to sss rds	326.00	-3,508.8	-1,143,868.80
Jan 2003 adj full service to sss rds sft (City of San Diego)	210.00	3,508.8	736,848.00
Feb 2003 adj full service to sss rds	326.00	-543.5	-177,181.00
Feb 2003 adj full service to sss rds sft (Ramona)	210.00	15.0	3,150.00
Feb 2003 adj full service to sss rds sft (Ramona)	288.00	528.5	152,208.00
Feb 2003 adj full service to sss rds	326.00	-4,713.8	-1,536,898.80
Feb 2003 adj full service to sss rds sft (City of San Diego)	288.00	1,449.6	417,484.80
Feb 2003 adj full service to sss rds sft (City of San Diego)	210.00	3,264.2	685,482.00
Mar 2003 adj full service to agr	326.00	-21.4	-6,976.40
Mar 2003 adj full service to agr (Poway)	236.00	21.4	5,050.40
Mar 2003 adj full service to sss rds	326.00	-410.0	-133,860.00
Mar 2003 adj full service to sss rds sft (Ramona)	288.00	410.0	118,080.00
Mar 2003 adj full service to sss rds	326.00	-5,971.8	-1,946,806.80
Mar 2003 adj full service to sss rds sft (City of San Diego)	288.00	5,971.8	1,719,878.40
Apr 2003 adj full service to agr	326.00	-326.6	-106,471.60
Apr 2003 adj full service to agr (Escondido)	236.00	326.6	77,077.60
Apr 2003 adj full service to agr	326.00	-94.3	-30,741.80
Apr 2003 adj full service to agr (Oceanside)	236.00	94.3	22,254.80
Apr 2003 adj full service to agr	326.00	-34.1	-11,116.60
Apr 2003 adj full service to agr (Olivenhain)	236.00	34.1	8,047.60
Apr 2003 adj full service to agr	326.00	-8.8	-2,868.80
Apr 2003 adj full service to agr (Ramona)	236.00	8.8	2,076.80
Apr 2003 adj full service to agr	326.00	-14.2	-4,629.20
Apr 2003 adj full service to agr (City of San Diego)	236.00	14.2	3,351.20
Apr 2003 adj full service to agr	326.00	-5.0	-1,630.00
Apr 2003 adj full service to agr (Santa Fe Irrigation)	236.00	5.0	1,180.00
Apr 2003 adj full service to agr	326.00	-17.8	-5,802.80
Apr 2003 adj full service to agr (Vista)	236.00	17.8	4,200.80
Apr 2003 adj full service to sss rds	326.00	-282.5	-92,095.00
Apr 2003 adj full service to sss rds sft (Poway)	288.00	282.5	81,360.00
Apr 2003 adj full service to sss rds	326.00	-4,202.7	-1,370,060.20

Agency Name	Invoice No.	Rev.	Bill Period	Page No.	Mailed On	Due On
San Diego County Water Authority	4344	0	May 2003	5 of 6	06-10-03	07-31-03

--- ADJUSTMENT ---

	Rate Per AF	Volume AF	Amount
Apr 2003 adj full service to sss rds sft (Sweetwater)	288.00	4,202.7	1,210,377.60
Apr 2003 adj full service to sss rds	326.00	-5,898.8	-1,923,008.80
Apr 2003 adj full service to sss rds sft (City of San Diego)	288.00	5,898.8	1,698,854.40
Adjustment Subtotal		0.0	-1,612,457.80
SD-11 Total		17,123.5	3,969,803.20

Meter No: SD-DS1

Desalted	Constant	Previous Reading	Current Reading	Volume (CU. FT)	Rate Desc.
Desalted		N/A	N/A	N/A	Unbundled

--- ADJUSTMENT ---

	Rate Per AF	Volume AF	Amount
May 2003 lppds contribution	250.00	89.9	-22,475.00
Adjustment Subtotal		89.9	-22,475.00
SD-DS1 Total		89.9	-22,475.00

Meter No: SD-GRP1

Recovered	Constant	Previous Reading	Current Reading	Volume (CU. FT)	Rate Desc.
Recovered Greenbelt		N/A	N/A	N/A	Unbundled

--- ADJUSTMENT ---

	Rate Per AF	Volume AF	Amount
Apr 2003	420.00	252.9	106,218.00
Apr 2003	670.00		-169,443.00
May 2003	420.00	247.9	104,118.00
May 2003	670.00		-166,093.00
Adjustment Subtotal		500.8	-125,200.00
SD-GRP1 Total		500.8	-125,200.00

Meter No: SD-RCL1

Reclaimed	Constant	Previous Reading	Current Reading	Volume (CU. FT)	Rate Desc.
Reclaimed		N/A	N/A	N/A	Unbundled

--- ADJUSTMENT ---

	Rate Per AF	Volume AF	Amount
Apr 2003 lrp contribution	250.00	26.0	-6,500.00
May 2003 lrp contribution	250.00	32.7	-8,175.00
Adjustment Subtotal		58.7	-14,675.00
SD-RCL1 Total		58.7	-14,675.00

Meter No: SD-RCL10

Reclaimed	Constant	Previous Reading	Current Reading	Volume (CU. FT)	Rate Desc.
		N/A	N/A	N/A	Unbundled

--- ADJUSTMENT ---

	Rate Per AF	Volume AF	Amount
Apr 2003 contribution	225.00	183.5	-41,287.50
May 2003 contribution	225.00	256.4	-57,690.00
Adjustment Subtotal		439.9	-98,977.50
SD-RCL10 Total		439.9	-98,977.50

Agency Name	Invoice No.	Rev.	Bill Period	Page No.	Mailed On	Due On
San Diego County Water Authority	4344	0	May 2003	6 of 6	06-10-03	07-31-03

Meter No: SD-RCL12

Reclaimed	Constant	Previous Reading	Current Reading	Volume (CU. FT)	Rate Desc.
Reclaimed		N/A	N/A	N/A	Unbundled

--- ADJUSTMENT ---

	Rate Per AF	Volume AF	Amount
Apr 2003 lrp contribution	250.00	21.8	-5,450.00
Adjustment Subtotal		21.8	-5,450.00
SD-RCL12 Total		21.8	-5,450.00

Meter No: SD-RCL6

Reclaimed	Constant	Previous Reading	Current Reading	Volume (CU. FT)	Rate Desc.
Reclaimed		N/A	N/A	N/A	Unbundled

--- ADJUSTMENT ---

	Rate Per AF	Volume AF	Amount
Apr 2003 lrp contribution	250.00	115.5	-28,875.00
Adjustment Subtotal		115.5	-28,875.00
SD-RCL6 Total		115.5	-28,875.00

Meter No: SD-RCL8

Reclaimed	Constant	Previous Reading	Current Reading	Volume (CU. FT)	Rate Desc.
Reclaimed		N/A	N/A	N/A	Unbundled

--- ADJUSTMENT ---

	Rate Per AF	Volume AF	Amount
Apr 2003 lrp contribution	210.00	88.7	-18,627.00
Adjustment Subtotal		88.7	-18,627.00
SD-RCL8 Total		88.7	-18,627.00

Meter No: SD-RCL9

Reclaimed	Constant	Previous Reading	Current Reading	Volume (CU. FT)	Rate Desc.
Reclaimed		N/A	N/A	N/A	Unbundled

--- ADJUSTMENT ---

	Rate Per AF	Volume AF	Amount
Apr 2003 lppre	113.00	16.3	1,841.90
Apr 2003 lppre	267.00		-4,352.10
May 2003 lppre	113.00	23.2	2,621.60
May 2003 lppre	267.00		-6,194.40
Adjustment Subtotal		39.5	-6,083.00
SD-RCL9 Total		39.5	-6,083.00

--- OTHER CHARGES AND CREDITS ---

	Amount
Conservation Ag# 11375	-26,220.00
Conservation Ag# 39099	-6,462.50
Conservation Ag# 39103	-273,800.00

VOLUME TOTAL	INVOICE TOTAL
48,292.0	\$14,535,296.80

This invoice was printed on 6/6/2003 at 9:29:04AM

**MWD**

METROPOLITAN WATER DISTRICT OF SOUTHERN CALIFORNIA

700 North Alameda Street

Los Angeles, CA, 90012-2944

INVOICE**Billed To:**

San Diego County Water Authority

**Service Address**4677 Overland Avenue
San Diego, Ca. 92123-1233

June 2003	Page No. 1 of 1
Mailed: 07/10/2003	Due Date: 08/29/2003
Invoice Number: 4372	Revision: 0

NOTICE

The MWD Administrative Code Section 4507 and 4508 require that payment must be made in "Good Funds" by the due date or the payment will be considered delinquent and an additional charge shall be assessed.

DELIVERIES	Volume (AF)
Total Water Treated Delivered	25,834.6
Total Water Untreated Delivered	22,010.8

SALES		Volume (AF)	Rate (\$ /AF)	Total (\$)
Full Service	Tier 1 Supply Rate	39,874.4	\$73.00	\$2,910,831.20
	System Access Rate	39,874.4	\$141.00	\$5,622,290.40
	Water Stewardship Rate	39,874.4	\$23.00	\$917,111.20
	System Power Rate	39,874.4	\$89.00	\$3,548,821.60
	Treatment Surcharge	18,949.9	\$82.00	\$1,553,891.80
Adj. Full Service Prior Rates	Treated	102.1		\$44,005.10
	Untreated	-660.4		(\$230,479.60)
IAWP	Treated	6,884.7		\$2,024,101.80
	Untreated	696.2		\$164,303.20
Seasonal Shift	Treated	-102.1		(\$33,982.60)
	Untreated	1,050.5		\$316,779.10
SUBTOTAL				\$16,837,673.20

WATER MANAGEMENT	Volume (AF)	Total (\$)
Local Resource Programs	699.7	(\$169,672.20)
SUBTOTAL		(\$169,672.20)

OTHER CHARGES AND CREDITS		
Conservation Credit	(\$291,320.00)	
SUBTOTAL		(\$291,320.00)

ADDITIONAL INFORMATION	Volume (AF)	Tier1 %	Peak Day	Flow (CFS)
Purchase Order Commitment (Jan 2003 to Dec 2012)	3,338,035.2			
Purchase Order Firm Delivery To Date (Jan 2003 to Dec 2012)	258,157.3			
Tier 1 Annual Limit (For Current Year)	500,705.3			
Tier 1 YTD Deliveries (For Current Year)	258,157.3	52.0		
Requested Capacity				739.2
Annual Peak Flow			4/9/2003	1,136.9
Summer Peak Flow			7/2/2003	1,032.3

INVOICE TOTAL

Volume AF	48,545.1
-----------	-----------------

Amount Now Due	\$16,376,681.00
----------------	------------------------

Note: Amount Due is based on highlighted fields

MWD2010-00274598



MWD
 METROPOLITAN WATER DISTRICT OF SOUTHERN CALIFORNIA
 700 North Alameda Street
 Los Angeles, CA, 90012-2944

INVOICE DETAIL

NOTICE

The MWD Administrative Code Section 4507 and 4508 require that payment must be made in "Good Funds" by the due date or the payment will be considered delinquent and an additional charge shall be assessed.

IN ACCORDANCE WITH READINGS AND BILLING DATA LISTED BELOW

Agency Name	Invoice No.	Rev.	Bill Period	Page No.	Mailed On	Due On
San Diego County Water Authority	4372	0	June 2003	1 of 7	07-10-03	08-29-03

Meter No. SD-01A

Treated Domestic	Constant	Previous Reading	Current Reading	Volume (CU. FT)	Rate Desc.
Rainbow Cyn. Rd. e/o Frontage Rd.	1.000	13413176	13570008	156832000	Unbundled

--- DELIVERIES ---

	Rate Per AF	Volume AF	Amount
Tier 1 Supply Rate	73.00	3,600.4	262,829.20
System Access Rate	141.00	3,600.4	507,656.40
Water Stewardship Rate	23.00	3,600.4	82,809.20
System Power Rate	89.00	3,600.4	320,435.60
Treatment Surcharge	82.00	3,600.4	295,232.80
Delivery Subtotal		3,600.4	1,468,963.20
SD-01A Total		3,600.4	1,468,963.20

Meter No. SD-01B

Treated Domestic	Constant	Previous Reading	Current Reading	Volume (CU. FT)	Rate Desc.
Rainbow Cyn. Rd. e/o Frontage Rd.	1.000	13014295	13170528	156233000	Unbundled

--- DELIVERIES ---

	Rate Per AF	Volume AF	Amount
Tier 1 Supply Rate	73.00	3,586.6	261,821.80
System Access Rate	141.00	3,586.6	505,710.60
Water Stewardship Rate	23.00	3,586.6	82,491.80
System Power Rate	89.00	3,586.6	319,207.40
Treatment Surcharge	82.00	3,586.6	294,101.20
Delivery Subtotal		3,586.6	1,463,332.80
SD-01B Total		3,586.6	1,463,332.80

Meter No. SD-02

Treated Domestic	Constant	Previous Reading	Current Reading	Volume (CU. FT)	Rate Desc.
w/o Rainbow Glen Rd.	100	11150882	11306459	15557700	Unbundled

--- DELIVERIES ---

	Rate Per AF	Volume AF	Amount
Tier 1 Supply Rate	73.00	357.2	26,075.60
System Access Rate	141.00	357.2	50,365.20
Water Stewardship Rate	23.00	357.2	8,215.60
System Power Rate	89.00	357.2	31,790.80
Treatment Surcharge	82.00	357.2	29,290.40
Delivery Subtotal		357.2	145,737.60
SD-02 Total		357.2	145,737.60

Agency Name	Invoice No.	Rev.	Bill Period	Page No.	Mailed On	Due On
San Diego County Water Authority	4372	0	June 2003	2 of 7	07-10-03	08-29-03

Meter No. SD-03

Untreated Domestic	Constant	Previous Reading	Current Reading	Volume (CU. FT)	Rate Desc.
Rainbow Cyn. Rd. e/o Frontage Rd.	1.000	36598248	36830280	232032000	Unbundled

--- DELIVERIES ---

	Rate Per AF	Volume AF	Amount
Tier 1 Supply Rate	73.00	5,326.7	388,849.10
System Access Rate	141.00	5,326.7	751,064.70
Water Stewardship Rate	23.00	5,326.7	122,514.10
System Power Rate	89.00	5,326.7	474,076.30
Delivery Subtotal		5,326.7	1,736,504.20
SD-03 Total		5,326.7	1,736,504.20

Meter No. SD-05

Treated Domestic	Constant	Previous Reading	Current Reading	Volume (CU. FT)	Rate Desc.
s/o Reche Rd. w/o Wilt Rd.	100	1574621	1670899	9627800	Unbundled

--- DELIVERIES ---

	Rate Per AF	Volume AF	Amount
Tier 1 Supply Rate	73.00	221.0	16,133.00
System Access Rate	141.00	221.0	31,161.00
Water Stewardship Rate	23.00	221.0	5,083.00
System Power Rate	89.00	221.0	19,669.00
Treatment Surcharge	82.00	221.0	18,122.00
Delivery Subtotal		221.0	90,168.00
SD-05 Total		221.0	90,168.00

Meter No. SD-07

Treated Domestic	Constant	Previous Reading	Current Reading	Volume (CU. FT)	Rate Desc.
e/o Wilt Rd. n/o Dos Ninos Ave.	1.000	73349936	74106176	756240000	Unbundled

--- DELIVERIES ---

	Rate Per AF	Volume AF	Amount
Tier 1 Supply Rate	73.00	17,360.9	1,267,345.70
System Access Rate	141.00	17,360.9	2,447,886.90
Water Stewardship Rate	23.00	17,360.9	399,300.70
System Power Rate	89.00	17,360.9	1,545,120.10
Treatment Surcharge	82.00	17,360.9	1,423,593.80
Delivery Subtotal		17,360.9	7,083,247.20

--- ADJUSTMENT ---

	Rate Per AF	Volume AF	Amount
Dec 2001 adj full service to sss rds voided	431.00	332.0	143,092.00
Dec 2001 adj full service to sss rds sft voided (Rainbow)	334.00	-332.0	-110,888.00
Dec 2001 adj full service to sss rds	431.00	-242.0	-104,302.00
Dec 2001 adj full service to sss rds sft(Rainbow)	334.00	242.0	80,828.00
Dec 2001 adj full service to sss ril voided	431.00	93.7	40,384.70
Dec 2001 adj full service to sss ril sft voided(Santa Fe Irrigation)	334.00	-17.2	-5,744.80
Dec 2001 adj full service to sss ril sft voided(Santa Fe Irrigation)	290.00	-76.5	-22,185.00
Dec 2001 adj full service to sss ril	431.00	-84.3	-36,333.30
Dec 2001 adj full service to sss ril sft (Santa Fe Irrigation)	334.00	7.8	2,605.20
Dec 2001 adj full service to sss ril sft (Santa Fe Irrigation)	290.00	76.5	22,185.00
Oct 2002 adj full service to sss ril voided	431.00	11.3	4,870.30
Oct 2002 adj full service to sss ril sft voided(Santa Fe Irrigation)	290.00	-11.3	-3,277.00
Oct 2002 adj full service to sss ril	431.00	-10.1	-4,353.10
Oct 2002 adj full service to sss ril sft (Santa Fe Irrigation)	290.00	10.1	2,929.00
Nov 2002 adj full service to sss ril voided	431.00	1.5	646.50
Nov 2002 adj full service to sss ril sft voided(Santa Fe Irrigation)	290.00	-1.5	-435.00
Mar 2003 adj full service to agr voided	408.00	5.1	2,080.80
Mar 2003 adj full service to agr voided(Otay)	294.00	-5.1	-1,499.40

Agency Name	Invoice No.	Rev.	Bill Period	Page No.	Mailed On	Due On
San Diego County Water Authority	4372	0	June 2003	3 of 7	07-10-03	08-29-03

--- ADJUSTMENT ---

	Rate Per AF	Volume AF	Amount
Mar 2003 adj full service to agr	408.00	-2.5	-1,020.00
Mar 2003 adj full service to agr (Otay)	294.00	2.5	735.00
Apr 2003 adj full service to agr	408.00	-1,194.5	-487,356.00
Apr 2003 adj full service to agr (Rainbow)	294.00	1,194.5	351,183.00
May 2003 adj full service to agr	408.00	-65.3	-26,642.40
May 2003 adj full service to agr (Carlsbad Municipal)	294.00	65.3	19,198.20
May 2003 adj full service to agr	408.00	-584.3	-238,394.40
May 2003 adj full service to agr (Fallbrook)	294.00	584.3	171,784.20
May 2003 adj full service to agr	408.00	-64.6	-26,356.80
May 2003 adj full service to agr (Oceanside)	294.00	64.6	18,992.40
May 2003 adj full service to agr	408.00	-37.6	-15,340.80
May 2003 adj full service to agr (Olivenhain)	294.00	37.6	11,054.40
May 2003 adj full service to agr	408.00	-5.9	-2,407.20
May 2003 adj full service to agr (Otay)	294.00	5.9	1,734.60
May 2003 adj full service to agr	408.00	-1,475.8	-602,126.40
May 2003 adj full service to agr (Rainbow)	294.00	1,475.8	433,885.20
May 2003 adj full service to agr	408.00	-130.5	-53,244.00
May 2003 adj full service to agr (Ramona)	294.00	130.5	38,367.00
May 2003 adj full service to agr	408.00	-4.0	-1,632.00
May 2003 adj full service to agr (City of San Diego)	294.00	4.0	1,176.00
May 2003 adj full service to agr	408.00	-0.5	-204.00
May 2003 adj full service to agr (Santa Fe Irrigation)	294.00	0.5	147.00
May 2003 adj full service to agr	408.00	-191.3	-78,050.40
May 2003 adj full service to agr (Vallecitos)	294.00	191.3	56,242.20
May 2003 adj full service to agr	408.00	-2,927.5	-1,194,420.00
May 2003 adj full service to agr (Valley Center)	294.00	2,927.5	860,685.00
May 2003 adj full service to agr	408.00	-43.2	-17,625.60
May 2003 adj full service to agr (Vista)	294.00	43.2	12,700.80
May 2003 adj full service to agr	408.00	-162.3	-66,218.40
May 2003 adj full service to agr (Yuima)	294.00	162.3	47,716.20
Adjustment Subtotal		0.0	-774,833.30
SD-07 Total		17,360.9	6,308,413.90

Meter No: SD-08

Treated Domestic	Constant	Previous Reading	Current Reading	Volume (CU. FT)	Rate Desc.
n/o Red Mtn. n/o Mission Rd.	100	21066856	21249288	18243200	Unbundled

--- DELIVERIES ---

	Rate Per AF	Volume AF	Amount
Tier 1 Supply Rate	73.00	418.8	30,572.40
System Access Rate	141.00	418.8	59,050.80
Water Stewardship Rate	23.00	418.8	9,632.40
System Power Rate	89.00	418.8	37,273.20
Treatment Surcharge	82.00	418.8	34,341.60
Delivery Subtotal		418.8	170,870.40
SD-08 Total		418.8	170,870.40

Meter No: SD-09

Treated Domestic	Constant	Previous Reading	Current Reading	Volume (CU. FT)	Rate Desc.
w/o Rainbow Glen. Rd. n/o Red Mtn.	100	3652078	3778271	12619300	Unbundled

--- DELIVERIES ---

	Rate Per AF	Volume AF	Amount
Tier 1 Supply Rate	73.00	289.7	21,148.10
System Access Rate	141.00	289.7	40,847.70
Water Stewardship Rate	23.00	289.7	6,663.10
System Power Rate	89.00	289.7	25,783.30
Treatment Surcharge	82.00	289.7	23,755.40

Agency Name	Invoice No.	Rev.	Bill Period	Page No.	Mailed On	Due On
San Diego County Water Authority	4372	0	June 2003	4 of 7	07-10-03	08-29-03

Delivery Subtotal	289.7	118,197.60
SD-09 Total	289.7	118,197.60

Meter No: SD-11

Untreated Domestic	Constant	Previous Reading	Current Reading	Volume (CU. FT)	Rate Desc.
e/o Wilt Rd. n/o Dos Ninos Ave.	10.000	8452440	8525116	726760000	Unbundled

--- DELIVERIES ---

	Rate Per AF	Volume AF	Amount
Tier 1 Supply Rate	73.00	16,684.1	1,217,939.30
System Access Rate	141.00	16,684.1	2,352,458.10
Water Stewardship Rate	23.00	16,684.1	383,734.30
System Power Rate	89.00	16,684.1	1,484,884.90
Delivery Subtotal		16,684.1	5,439,016.60

--- ADJUSTMENT ---

	Rate Per AF	Volume AF	Amount
Oct 2001 adj full service to sss nil voided	349.00	7,100.0	2,477,900.00
Oct 2001 adj full service to sss nil sft voided (City of San Diego)	233.00	-7,100.0	-1,654,300.00
Oct 2001 adj full service to sss nil	349.00	-7,383.1	-2,576,701.90
Oct 2001 adj full service to sss nil sft (City of San Diego)	233.00	7,383.1	1,720,262.30
Oct 2001 adj full service to sss nil voided	349.00	600.5	209,574.50
Oct 2001 adj full service to sss nil sft voided (Helix)	233.00	-600.5	-139,916.50
Oct 2001 adj full service to sss nil	349.00	-590.8	-206,189.20
Oct 2001 adj full service to sss nil sft (Helix)	233.00	590.8	137,656.40
Oct 2001 adj full service to sss rds voided	349.00	47.6	16,612.40
Oct 2001 adj full service to sss rds sft voided (San Diego CWA)	277.00	-47.6	-13,185.20
Oct 2001 adj full service to sss rds	349.00	-35.0	-12,215.00
Oct 2001 adj full service to sss rds sft (San Diego CWA)	277.00	35.0	9,695.00
Dec 2001 adj full service to sss nil voided	349.00	159.6	55,700.40
Dec 2001 adj full service to sss nil sft voided(Santa Fe Irrigation)	277.00	-159.6	-44,209.20
Dec 2001 adj full service to sss nil	349.00	-143.6	-50,116.40
Dec 2001 adj full service to sss nil sft (Santa Fe Irrigation)	277.00	143.6	39,777.20
Feb 2002 adj full service to sss rds voided	349.00	136.5	47,638.50
Feb 2002 adj full service to sss rds sft voided (Poway)	288.00	-136.5	-39,312.00
Feb 2002 adj full service to sss rds	349.00	-117.8	-41,112.20
Feb 2002 adj full service to sss rds sft(Poway)	288.00	117.8	33,926.40
Apr 2002 adj full service to sss nil voided	349.00	5,028.6	1,754,981.40
Apr 2002 adj full service to sss nil sft voided(City of San Diego)	233.00	-3,524.5	-821,208.50
Apr 2002 adj full service to sss nil sft voided(City of San Diego)	288.00	-1,504.1	-433,180.80
Apr 2002 adj full service to sss rds voided	349.00	4,375.5	1,527,049.50
Apr 2002 adj full service to sss rds sft voided (City of San Diego)	233.00	-4,375.5	-1,019,491.50
Apr 2002 adj full service to sss nil	349.00	-4,745.6	-1,656,214.40
Apr 2002 adj full service to sss nil sft (City of San Diego)	233.00	4,745.6	1,105,724.80
Apr 2002 adj full service to sss rds	349.00	-5,336.2	-1,862,333.80
Apr 2002 adj full service to sss rds sft (City of San Diego)	288.00	2,464.9	709,891.20
Apr 2002 adj full service to sss rds sft (City of San Diego)	233.00	2,871.3	669,012.90
Oct 2002 adj full service to sss nil voided	349.00	1,215.2	424,104.80
Oct 2002 adj full service to sss nil sft voided(Santa Fe Irrigation)	233.00	-1,215.2	-283,141.60
Oct 2002 adj full service to sss nil	349.00	-1,089.7	-380,305.30
Oct 2002 adj full service to sss nil sft (Santa Fe Irrigation)	233.00	1,089.7	253,900.10
Nov 2002 adj full service to sss nil voided	349.00	117.9	41,147.10
Nov 2002 adj full service to sss nil sft voided(Santa Fe Irrigation)	233.00	-117.9	-27,470.70
Apr 2003 adj full service to agr	326.00	-5.9	-1,923.40
Apr 2003 adj full service to agr (Poway)	236.00	5.9	1,392.40
Apr 2003 adj full service to sss rds	326.00	-390.1	-127,172.80
Apr 2003 adj full service to sss rds sft (Helix)	288.00	390.1	112,348.80
May 2003 adj full service to agr	326.00	-454.1	-148,036.60
May 2003 adj full service to agr (Escondido)	236.00	454.1	107,167.60
May 2003 adj full service to agr	326.00	-116.3	-37,913.80
May 2003 adj full service to agr (Oceanside)	236.00	116.3	27,446.80
May 2003 adj full service to agr	326.00	-64.5	-21,027.00
May 2003 adj full service to agr (Olivenhain)	236.00	64.5	15,222.00

Agency Name	Invoice No.	Rev.	Bill Period	Page No.	Mailed On	Due On
San Diego County Water Authority	4372	0	June 2003	5 of 7	07-10-03	08-29-03

--- ADJUSTMENT ---

	Rate Per AF	Volume AF	Amount
May 2003 adj full service to agr	326.00	-10.3	-3,357.80
May 2003 adj full service to agr (City of San Diego)	236.00	10.3	2,430.80
May 2003 adj full service to agr	326.00	-12.9	-4,205.40
May 2003 adj full service to agr (Santa Fe Irrigation)	236.00	12.9	3,044.40
May 2003 adj full service to agr	326.00	-32.2	-10,497.20
May 2003 adj full service to agr (Vista)	236.00	32.2	7,599.20
Adjustment Subtotal		0.0	-103,531.10
SD-11 Total		16,684.1	5,335,485.50

Meter No. SD-DS1

Desalted	Constant	Previous Reading	Current Reading	Volume (CU. FT)	Rate Desc.
Desalted		N/A	N/A	N/A	Unbundled

--- ADJUSTMENT ---

	Rate Per AF	Volume AF	Amount
May 2003 lppds contribution voided	250.00	-89.9	22,475.00
May 2003 lppds contribution	250.00	210.8	-52,700.00
Jun 2003 lppds contribution	250.00	212.9	-53,225.00
Adjustment Subtotal		333.8	-83,450.00
SD-DS1 Total		333.8	-83,450.00

Meter No. SD-RCL1

Reclaimed	Constant	Previous Reading	Current Reading	Volume (CU. FT)	Rate Desc.
Reclaimed		N/A	N/A	N/A	Unbundled

--- ADJUSTMENT ---

	Rate Per AF	Volume AF	Amount
Jun 2003 lrp contribution	250.00	32.2	-8,050.00
Adjustment Subtotal		32.2	-8,050.00
SD-RCL1 Total		32.2	-8,050.00

Meter No. SD-RCL10

Reclaimed	Constant	Previous Reading	Current Reading	Volume (CU. FT)	Rate Desc.
Reclaimed		N/A	N/A	N/A	Unbundled

--- ADJUSTMENT ---

	Rate Per AF	Volume AF	Amount
Oct 2001 lrp contribution voided	250.00	-221.0	55,250.00
Oct 2001 lrp contribution	250.00	219.9	-54,975.00
May 2002 lrp contribution voided	250.00	-412.0	103,000.00
May 2002 lrp contribution	250.00	395.6	-98,900.00
Jun 2002 lrp contribution voided	250.00	-370.0	92,500.00
Jun 2002 lrp contribution	250.00	288.1	-72,025.00
Adjustment Subtotal		-99.4	24,850.00
SD-RCL10 Total		-99.4	24,850.00

Meter No. SD-RCL12

Reclaimed	Constant	Previous Reading	Current Reading	Volume (CU. FT)	Rate Desc.
Reclaimed		N/A	N/A	N/A	Unbundled

--- ADJUSTMENT ---

	Rate Per AF	Volume AF	Amount
May 2003 lrp contribution	250.00	38.3	-9,575.00

Agency Name	Invoice No.	Rev.	Bill Period	Page No.	Mailed On	Due On
San Diego County Water Authority	4372	0	June 2003	6 of 7	07-10-03	08-29-03

Adjustment Subtotal	38.3	-9,575.00
SD-RCL12 Total	38.3	-9,575.00

Meter No. SD-RCL13

Reclaimed	Constant	Previous Reading	Current Reading	Volume (CU. FT)	Rate Desc.
Reclaimed		N/A	N/A	N/A	Unbundled

--- ADJUSTMENT ---

	Rate Per AF	Volume AF	Amount
May 2003 contribution	250.00	110.2	-27,550.00
Jun 2003 contribution	250.00	106.7	-26,675.00
Adjustment Subtotal		216.9	-54,225.00
SD-RCL13 Total		216.9	-54,225.00

Meter No. SD-RCL2

Reclaimed	Constant	Previous Reading	Current Reading	Volume (CU. FT)	Rate Desc.
Reclaimed		N/A	N/A	N/A	Unbundled

--- ADJUSTMENT ---

	Rate Per AF	Volume AF	Amount
Jan 2003 lppre voided	113.00	-6.5	-734.50
Jan 2003 lppre voided	267.00		1,735.50
Adjustment Subtotal		-6.5	1,001.00
SD-RCL2 Total		-6.5	1,001.00

Meter No. SD-RCL5

Reclaimed	Constant	Previous Reading	Current Reading	Volume (CU. FT)	Rate Desc.
Reclaimed		N/A	N/A	N/A	Unbundled

--- ADJUSTMENT ---

	Rate Per AF	Volume AF	Amount
Apr 2003 lppre	113.00	3.7	418.10
Apr 2003 lppre	267.00		-987.90
May 2003 lppre	113.00	12.6	1,423.80
May 2003 lppre	267.00		-3,364.20
Adjustment Subtotal		16.3	-2,510.20
SD-RCL5 Total		16.3	-2,510.20

Meter No. SD-RCL6

Reclaimed	Constant	Previous Reading	Current Reading	Volume (CU. FT)	Rate Desc.
Reclaimed		N/A	N/A	N/A	Unbundled

--- ADJUSTMENT ---

	Rate Per AF	Volume AF	Amount
May 2003 lrp contribution	250.00	60.3	-15,075.00
Adjustment Subtotal		60.3	-15,075.00
SD-RCL6 Total		60.3	-15,075.00

Meter No. SD-RCL8

Reclaimed	Constant	Previous Reading	Current Reading	Volume (CU. FT)	Rate Desc.
Reclaimed		N/A	N/A	N/A	Unbundled

Agency Name	Invoice No.	Rev.	Bill Period	Page No.	Mailed On	Due On
San Diego County Water Authority	4372	0	June 2003	7 of 7	07-10-03	08-29-03

--- ADJUSTMENT ---

	Rate Per AF	Volume AF	Amount
May 2003 lrp contribution	210.00	107.8	-22,638.00
Adjustment Subtotal		107.8	-22,638.00
SD-RCL3 Total		107.8	-22,638.00

--- OTHER CHARGES AND CREDITS ---

	Amount
Conservation Ag.# 35244	-11,950.00
Conservation Ag.# 39099	-740.00
Conservation Ag.# 52978	-278,630.00

VOLUME TOTAL	INVOICE TOTAL
48,545.1	\$16,376,681.00

This invoice was printed on 7/9/2003 at 9:25:23AM

**MWD**

METROPOLITAN WATER DISTRICT OF SOUTHERN CALIFORNIA

700 North Alameda Street

Los Angeles, CA, 90012-2944

INVOICE**Billed To:**

San Diego County Water Authority

**Service Address**4677 Overland Avenue
San Diego, Ca. 92123-1233

July 2003	Page No. 1 of 1
Mailed: 08/08/2003	Due Date: 09/30/2003
Invoice Number: 4400	Revision: 0

NOTICE

The MWD Administrative Code Section 4507 and 4508 require that payment must be made in "Good Funds" by the due date or the payment will be considered delinquent and an additional charge shall be assessed.

DELIVERIES	Volume (AF)
Total Water Treated Delivered	30,835.9
Total Water Untreated Delivered	34,259.0

SALES		Volume (AF)	Rate (\$ /AF)	Total (\$)
Full Service	Tier 1 Supply Rate	57,044.5	\$73.00	\$4,164,248.50
	System Access Rate	57,044.5	\$141.00	\$8,043,274.50
	Water Stewardship Rate	57,044.5	\$23.00	\$1,312,023.50
	System Power Rate	57,044.5	\$89.00	\$5,076,960.50
	Treatment Surcharge	23,542.2	\$82.00	\$1,930,460.40
IAWP	Treated	7,293.7		\$2,144,347.80
	Untreated	1,007.0		\$237,652.00
Seasonal Shift	Untreated	-250.3		(\$72,086.40)
SUBTOTAL				\$22,836,880.80

WATER MANAGEMENT	Volume (AF)	Total (\$)
Local Resource Programs	1,454.3	(\$347,688.50)
SUBTOTAL		(\$347,688.50)

OTHER CHARGES AND CREDITS		
Conservation Credit	(\$201,992.00)	
Miscellaneous Debit/Credit (See Detail)	\$9,138.69	
SUBTOTAL		(\$192,853.31)

ADDITIONAL INFORMATION	Volume (AF)	Tier1 %	Peak Day	Flow (CFS)
Purchase Order Commitment (Jan 2003 to Dec 2012)	3,338,035.2			
Purchase Order Firm Delivery To Date (Jan 2003 to Dec 2012)	314,951.5			
Tier 1 Annual Limit (For Current Year)	500,705.3			
Tier 1 YTD Deliveries (For Current Year)	314,951.5	63.0		
Requested Capacity				739.2
Annual Peak Flow			4/9/2003	1,136.9
Summer Peak Flow			7/5/2003	1,121.6

INVOICE TOTAL

Volume AF


66,549.2

Amount Now Due

\$22,296,338.99

Note: Amount Due is based on highlighted fields

MWD2010-00274606



MWD
 METROPOLITAN WATER DISTRICT OF SOUTHERN CALIFORNIA
 700 North Alameda Street
 Los Angeles, CA, 90012-2944

INVOICE DETAIL

NOTICE

The MWD Administrative Code Section 4507 and 4508 require that payment must be made in "Good Funds" by the due date or the payment will be considered delinquent and an additional charge shall be assessed.

IN ACCORDANCE WITH READINGS AND BILLING DATA LISTED BELOW

Agency Name	Invoice No.	Rev.	Bill Period	Page No.	Mailed On	Due On
San Diego County Water Authority	4400	0	July 2003	1 of 6	08-08-03	09-30-03

Meter No. SD-01A

Treated Domestic	Constant	Previous Reading	Current Reading	Volume (CU. FT)	Rate Desc.
Rainbow Cyn. Rd. e/o Frontage Rd.	1.000	13570008	13764067	194059000	Unbundled

--- DELIVERIES ---

	Rate Per AF	Volume AF	Amount
Tier 1 Supply Rate	73.00	4,455.0	325,215.00
System Access Rate	141.00	4,455.0	628,155.00
Water Stewardship Rate	23.00	4,455.0	102,465.00
System Power Rate	89.00	4,455.0	396,495.00
Treatment Surcharge	82.00	4,455.0	365,310.00
Delivery Subtotal		4,455.0	1,817,640.00
SD-01A Total		4,455.0	1,817,640.00

Meter No. SD-01B

Treated Domestic	Constant	Previous Reading	Current Reading	Volume (CU. FT)	Rate Desc.
Rainbow Cyn. Rd. e/o Frontage Rd.	1.000	13170528	13364409	193881000	Unbundled

--- DELIVERIES ---

	Rate Per AF	Volume AF	Amount
Tier 1 Supply Rate	73.00	4,450.9	324,915.70
System Access Rate	141.00	4,450.9	627,576.90
Water Stewardship Rate	23.00	4,450.9	102,370.70
System Power Rate	89.00	4,450.9	396,130.10
Treatment Surcharge	82.00	4,450.9	364,973.80
Delivery Subtotal		4,450.9	1,815,967.20
SD-01B Total		4,450.9	1,815,967.20

Meter No. SD-02

Treated Domestic	Constant	Previous Reading	Current Reading	Volume (CU. FT)	Rate Desc.
w/o Rainbow Glen Rd.	100	11306459	11544002	23754300	Unbundled

--- DELIVERIES ---

	Rate Per AF	Volume AF	Amount
Tier 1 Supply Rate	73.00	545.3	39,806.90
System Access Rate	141.00	545.3	76,887.30
Water Stewardship Rate	23.00	545.3	12,541.90
System Power Rate	89.00	545.3	48,531.70
Treatment Surcharge	82.00	545.3	44,714.60
Delivery Subtotal		545.3	222,482.40
SD-02 Total		545.3	222,482.40

Agency Name	Invoice No.	Rev.	Bill Period	Page No.	Mailed On	Due On
San Diego County Water Authority	4400	0	July 2003	2 of 6	08-08-03	09-30-03

Meter No. SD-03

Untreated Domestic	Constant	Previous Reading	Current Reading	Volume (CU. FT)	Rate Desc.
Rainbow Cyn. Rd. e/o Frontage Rd.	1.000	36830280	37531584	701304000	Unbundled

--- DELIVERIES ---			
	Rate Per AF	Volume AF	Amount
Tier 1 Supply Rate	73.00	16,099.7	1,175,278.10
System Access Rate	141.00	16,099.7	2,270,057.70
Water Stewardship Rate	23.00	16,099.7	370,293.10
System Power Rate	89.00	16,099.7	1,432,873.30
Delivery Subtotal		16,099.7	5,248,502.20
SD-03 Total		16,099.7	5,248,502.20

Meter No. SD-05

Treated Domestic	Constant	Previous Reading	Current Reading	Volume (CU. FT)	Rate Desc.
s/o Reche Rd. w/o Wilt Rd.	100	1670899	1863045	19214600	Unbundled

--- DELIVERIES ---			
	Rate Per AF	Volume AF	Amount
Tier 1 Supply Rate	73.00	441.1	32,200.30
System Access Rate	141.00	441.1	62,195.10
Water Stewardship Rate	23.00	441.1	10,145.30
System Power Rate	89.00	441.1	39,257.90
Treatment Surcharge	82.00	441.1	36,170.20
Delivery Subtotal		441.1	179,968.80
SD-05 Total		441.1	179,968.80

Meter No. SD-07

Treated Domestic	Constant	Previous Reading	Current Reading	Volume (CU. FT)	Rate Desc.
e/o Wilt Rd. n/o Dos Ninos Ave.	1.000	74106176	74979064	872888000	Unbundled

--- DELIVERIES ---			
	Rate Per AF	Volume AF	Amount
Tier 1 Supply Rate	73.00	20,038.8	1,462,832.40
System Access Rate	141.00	20,038.8	2,825,470.80
Water Stewardship Rate	23.00	20,038.8	460,892.40
System Power Rate	89.00	20,038.8	1,783,453.20
Treatment Surcharge	82.00	20,038.8	1,643,181.60
Delivery Subtotal		20,038.8	8,175,830.40

--- ADJUSTMENT ---			
	Rate Per AF	Volume AF	Amount
May 2003 adj full service to agr	408.00	-291.1	-118,768.80
May 2003 adj full service to agr (Ramona)	294.00	291.1	85,583.40
May 2003 adj full service to agr	408.00	-7.5	-3,060.00
May 2003 adj full service to agr (Padre Dam)	294.00	7.5	2,205.00
Jun 2003 adj full service to agr	408.00	-77.1	-31,456.80
Jun 2003 adj full service to agr (Carlsbad Municipal)	294.00	77.1	22,667.40
Jun 2003 adj full service to agr	408.00	-660.9	-269,647.20
Jun 2003 adj full service to agr (Fallbrook)	294.00	660.9	194,304.60
Jun 2003 adj full service to agr	408.00	-44.5	-18,156.00
Jun 2003 adj full service to agr (Oceanside)	294.00	44.5	13,083.00
Jun 2003 adj full service to agr	408.00	-67.3	-27,458.40
Jun 2003 adj full service to agr (Olivenhain)	294.00	67.3	19,786.20
Jun 2003 adj full service to agr	408.00	-11.9	-4,855.20
Jun 2003 adj full service to agr (Otay)	294.00	11.9	3,498.60
Jun 2003 adj full service to agr	408.00	-170.8	-69,686.40
Jun 2003 adj full service to agr (Padre Dam)	294.00	170.8	50,215.20
Jun 2003 adj full service to agr	408.00	-1,915.8	-781,646.40
Jun 2003 adj full service to agr (Rainbow)	294.00	1,915.8	563,245.20

Agency Name	Invoice No.	Rev.	Bill Period	Page No.	Mailed On	Due On
San Diego County Water Authority	4400	0	July 2003	3 of 6	08-08-03	09-30-03

--- ADJUSTMENT ---

	Rate Per AF	Volume AF	Amount
Jun 2003 adj full service to agr	408.00	-343.9	-140,311.20
Jun 2003 adj full service to agr (Ramona)	294.00	343.9	101,106.60
Jun 2003 adj full service to agr	408.00	-2.6	-1,060.80
Jun 2003 adj full service to agr (City of San Diego)	294.00	2.6	764.40
Jun 2003 adj full service to agr	408.00	-0.2	-81.60
Jun 2003 adj full service to agr (Santa Fe Irrigation)	294.00	0.2	58.80
Jun 2003 adj full service to agr	408.00	-218.5	-89,148.00
Jun 2003 adj full service to agr (Vallecitos)	294.00	218.5	64,239.00
Jun 2003 adj full service to agr	408.00	-3,266.1	-1,332,568.80
Jun 2003 adj full service to agr (Valley Center)	294.00	3,266.1	960,233.40
Jun 2003 adj full service to agr	408.00	-55.2	-22,521.60
Jun 2003 adj full service to agr (Vista)	294.00	55.2	16,228.80
Jun 2003 adj full service to agr	408.00	-160.3	-65,402.40
Jun 2003 adj full service to agr (Yuima)	294.00	160.3	47,128.20
Adjustment Subtotal		0.0	-831,481.80
SD-07 Total		20,038.8	7,344,348.60

Meter No: SD-08

Treated Domestic	Constant	Previous Reading	Current Reading	Volume (CU. FT)	Rate Desc.
n/o Red Mtn. n/o Mission Rd.	100	21249288	21451498	20221000	Unbundled

--- DELIVERIES ---

	Rate Per AF	Volume AF	Amount
Tier 1 Supply Rate	73.00	464.2	33,886.60
System Access Rate	141.00	464.2	65,452.20
Water Stewardship Rate	23.00	464.2	10,676.60
System Power Rate	89.00	464.2	41,313.80
Treatment Surcharge	82.00	464.2	38,064.40
Delivery Subtotal		464.2	189,393.60
SD-08 Total		464.2	189,393.60

Meter No: SD-09

Treated Domestic	Constant	Previous Reading	Current Reading	Volume (CU. FT)	Rate Desc.
w/o Rainbow Glen. Rd. n/o Red Mtn.	100	3778271	3970199	19192800	Unbundled

--- DELIVERIES ---

	Rate Per AF	Volume AF	Amount
Tier 1 Supply Rate	73.00	440.6	32,163.80
System Access Rate	141.00	440.6	62,124.60
Water Stewardship Rate	23.00	440.6	10,133.80
System Power Rate	89.00	440.6	39,213.40
Treatment Surcharge	82.00	440.6	36,129.20
Delivery Subtotal		440.6	179,764.80
SD-09 Total		440.6	179,764.80

Meter No: SD-11

Untreated Domestic	Constant	Previous Reading	Current Reading	Volume (CU. FT)	Rate Desc.
e/o Wilt Rd. n/o Dos Ninos Ave.	10.000	8525116	8604218	791020000	Unbundled

--- DELIVERIES ---

	Rate Per AF	Volume AF	Amount
Tier 1 Supply Rate	73.00	18,159.3	1,325,628.90
System Access Rate	141.00	18,159.3	2,560,461.30
Water Stewardship Rate	23.00	18,159.3	417,663.90
System Power Rate	89.00	18,159.3	1,616,177.70

Agency Name	Invoice No.	Rev.	Bill Period	Page No.	Mailed On	Due On
San Diego County Water Authority	4400	0	July 2003	4 of 6	08-08-03	09-30-03

Delivery Subtotal 18,159.3 5,919,931.80

--- ADJUSTMENT ---

	Rate Per AF	Volume AF	Amount
Mar 2003 adj full service to sss rds voided	326.00	410.0	133,660.00
Mar 2003 adj full service to sss rds sft voided (Ramona)	288.00	-410.0	-118,080.00
Mar 2003 adj full service to sss rds	326.00	-159.7	-52,062.20
Mar 2003 adj full service to sss rds sft(Ramona)	288.00	159.7	45,993.60
May 2003 adj full service to agr	326.00	-34.0	-11,084.00
May 2003 adj full service to agr (Poway)	236.00	34.0	8,024.00
Jun 2003 adj full service to agr	326.00	-741.3	-241,663.80
Jun 2003 adj full service to agr (Escondido)	236.00	741.3	174,946.80
Jun 2003 adj full service to agr	326.00	-124.7	-40,652.20
Jun 2003 adj full service to agr (Oceanside)	236.00	124.7	29,429.20
Jun 2003 adj full service to agr	326.00	-56.0	-18,256.00
Jun 2003 adj full service to agr (Olivenhain)	236.00	56.0	13,216.00
Jun 2003 adj full service to agr	326.00	-5.5	-1,793.00
Jun 2003 adj full service to agr (City of San Diego)	236.00	5.5	1,298.00
Jun 2003 adj full service to agr	326.00	-8.6	-2,803.60
Jun 2003 adj full service to agr (Santa Fe Irrigation)	236.00	8.6	2,029.60
Jun 2003 adj full service to agr	326.00	-36.9	-12,029.40
Jun 2003 adj full service to agr (Vista)	236.00	36.9	8,708.40
Adjustment Subtotal		0.0	-81,118.60
SD-11 Total		18,159.3	5,838,813.20

Meter No. SD-DS1

Desalted	Constant	Previous Reading	Current Reading	Volume (CU. FT)	Rate Desc.
Desalted		N/A	N/A	N/A	Unbundled

--- ADJUSTMENT ---

	Rate Per AF	Volume AF	Amount
Jul 2003 lppds contribution	250.00	263.0	-65,750.00
Adjustment Subtotal		263.0	-65,750.00
SD-DS1 Total		263.0	-65,750.00

Meter No. SD-GRP1

Recovered	Constant	Previous Reading	Current Reading	Volume (CU. FT)	Rate Desc.
Recovered Greenbelt		N/A	N/A	N/A	Unbundled

--- ADJUSTMENT ---

	Rate Per AF	Volume AF	Amount
Jun 2003	420.00	241.6	101,472.00
Jun 2003	670.00		-161,872.00
Jul 2003	420.00	118.3	49,686.00
Jul 2003	670.00		-79,261.00
Adjustment Subtotal		359.9	-89,975.00
SD-GRP1 Total		359.9	-89,975.00

Meter No. SD-RCL1

Reclaimed	Constant	Previous Reading	Current Reading	Volume (CU. FT)	Rate Desc.
Reclaimed		N/A	N/A	N/A	Unbundled

--- ADJUSTMENT ---

	Rate Per AF	Volume AF	Amount
Jul 2003 lrp contribution	250.00	42.2	-10,550.00
Adjustment Subtotal		42.2	-10,550.00

Agency Name	Invoice No.	Rev.	Bill Period	Page No.	Mailed On	Due On
San Diego County Water Authority	4400	0	July 2003	5 of 6	08-08-03	09-30-03

SD-RCL1 Total 42.2 -10,550.00

Meter No. SD-RCL10

Reclaimed	Constant	Previous Reading	Current Reading	Volume (CU. FT)	Rate Desc.
No Address 1		N/A	N/A	N/A	Unbundled

--- ADJUSTMENT ---

	Rate Per AF	Volume AF	Amount
Jun 2003 contribution	225.00	185.7	-41,782.50
Adjustment Subtotal		<u>185.7</u>	<u>-41,782.50</u>
SD-RCL10 Total		185.7	-41,782.50

Meter No. SD-RCL12

Reclaimed	Constant	Previous Reading	Current Reading	Volume (CU. FT)	Rate Desc.
Reclaimed		N/A	N/A	N/A	Unbundled

--- ADJUSTMENT ---

	Rate Per AF	Volume AF	Amount
Jun 2003 lrp contribution	250.00	67.7	-16,925.00
Adjustment Subtotal		<u>67.7</u>	<u>-16,925.00</u>
SD-RCL12 Total		67.7	-16,925.00

Meter No. SD-RCL13

Reclaimed	Constant	Previous Reading	Current Reading	Volume (CU. FT)	Rate Desc.
Reclaimed		N/A	N/A	N/A	Unbundled

--- ADJUSTMENT ---

	Rate Per AF	Volume AF	Amount
Jul 2003 contribution	250.00	155.0	-38,750.00
Adjustment Subtotal		<u>155.0</u>	<u>-38,750.00</u>
SD-RCL13 Total		155.0	-38,750.00

Meter No. SD-RCL6

Reclaimed	Constant	Previous Reading	Current Reading	Volume (CU. FT)	Rate Desc.
Reclaimed		N/A	N/A	N/A	Unbundled

--- ADJUSTMENT ---

	Rate Per AF	Volume AF	Amount
Jun 2003 lrp contribution	250.00	99.7	-24,925.00
Adjustment Subtotal		<u>99.7</u>	<u>-24,925.00</u>
SD-RCL6 Total		99.7	-24,925.00

Meter No. SD-RCL8

Reclaimed	Constant	Previous Reading	Current Reading	Volume (CU. FT)	Rate Desc.
Reclaimed		N/A	N/A	N/A	Unbundled

--- ADJUSTMENT ---

	Rate Per AF	Volume AF	Amount
Jun 2003 lrp contribution	210.00	137.6	-28,896.00
Jul 2003 lrp contribution	210.00	143.5	-30,135.00
Adjustment Subtotal		<u>281.1</u>	<u>-59,031.00</u>
SD-RCL8 Total		281.1	-59,031.00

Agency Name	Invoice No.	Rev.	Bill Period	Page No.	Mailed On	Due On
San Diego County Water Authority	4400	0	July 2003	6 of 6	08-08-03	09-30-03

--- OTHER CHARGES AND CREDITS ---

	Amount
Conservation Ag.# 39099	-6,782.00
Conservation Ag.# 39103	-99,070.00
Conservation Ag.# 52978	-96,140.00
LPPDS Reconciliation for FY2001/02 2,196.8AF@\$4.16/AF SD-DS1(Oceanside Desalter)	9,138.69

VOLUME TOTAL

INVOICE TOTAL

66,549.2

\$22,296,338.99

This invoice was printed on 8/8/2003 at 6:46:18AM



MWD
 METROPOLITAN WATER DISTRICT OF SOUTHERN CALIFORNIA
 700 North Alameda Street
 Los Angeles, CA, 90012-2944

INVOICE

Billed To:
 San Diego County Water Authority



Service Address
 4677 Overland Avenue
 San Diego, Ca. 92123-1233

August 2003	Page No. 1 of 1
Mailed: 09/10/2003	Due Date: 10/31/2003
Invoice Number: 4428	Revision: 0

NOTICE

The MWD Administrative Code Section 4507 and 4508 require that payment must be made in "Good Funds" by the due date or the payment will be considered delinquent and an additional charge shall be assessed.

DELIVERIES	Volume (AF)
Total Water Treated Delivered	30,768.1
Total Water Untreated Delivered	38,441.9

SALES		Volume (AF)	Rate (\$ /AF)	Total (\$)
Full Service	Tier 1 Supply Rate	58,293.2	\$73.00	\$4,255,403.60
	System Access Rate	58,293.2	\$141.00	\$8,219,341.20
	Water Stewardship Rate	58,293.2	\$23.00	\$1,340,743.60
	System Power Rate	58,293.2	\$89.00	\$5,188,094.80
	Treatment Surcharge	21,003.4	\$82.00	\$1,722,278.80
Adj. Full Service Prior Rates	Treated	368.4		\$158,780.40
	Untreated	182.4		\$63,657.60
IAWP	Treated	9,396.3		\$2,762,512.20
	Untreated	969.7		\$228,849.20
SUBTOTAL				\$23,939,661.40

WATER MANAGEMENT	Volume (AF)	Total (\$)
Local Resource Programs	1,366.5	(\$319,070.00)
SUBTOTAL		(\$319,070.00)

OTHER CHARGES AND CREDITS		
Conservation Credit	(\$450,371.50)	
SUBTOTAL		(\$450,371.50)

ADDITIONAL INFORMATION	Volume (AF)	Tier1 %	Peak Day	Flow (CFS)
Purchase Order Commitment (Jan 2003 to Dec 2012)	3,338,035.2			
Purchase Order Firm Delivery To Date (Jan 2003 to Dec 2012)	373,244.7			
Tier 1 Annual Limit (For Current Year)	500,705.3			
Tier 1 YTD Deliveries (For Current Year)	373,244.7	75.0		
Requested Capacity				739.2
Annual Peak Flow			8/13/2003	1,240.6
Summer Peak Flow			8/13/2003	1,240.6

INVOICE TOTAL	Volume AF 70,576.5	Amount Now Due \$23,170,219.90
----------------------	------------------------------	--

Note: Amount Due is based on highlighted fields



MWD
 METROPOLITAN WATER DISTRICT OF SOUTHERN CALIFORNIA
 700 North Alameda Street
 Los Angeles, CA, 90012-2944

INVOICE DETAIL

NOTICE

The MWD Administrative Code Section 4507 and 4508 require that payment must be made in "Good Funds" by the due date or the payment will be considered delinquent and an additional charge shall be assessed.

IN ACCORDANCE WITH READINGS AND BILLING DATA LISTED BELOW

Agency Name	Invoice No.	Rev.	Bill Period	Page No.	Mailed On	Due On
San Diego County Water Authority	4428	0	August 2003	1 of 6	09-10-03	10-31-03

Meter No: SD-01A

Treated Domestic	Constant	Previous Reading	Current Reading	Volume (CU. FT)	Rate Desc.
Rainbow Cyn. Rd. e/o Frontage Rd.	1.000	13764067	13985791	221724000	Unbundled

--- DELIVERIES ---	Rate Per AF	Volume AF	Amount
Tier 1 Supply Rate	73.00	5,090.1	371,577.30
System Access Rate	141.00	5,090.1	717,704.10
Water Stewardship Rate	23.00	5,090.1	117,072.30
System Power Rate	89.00	5,090.1	453,018.90
Treatment Surcharge	82.00	5,090.1	417,388.20
Delivery Subtotal		5,090.1	2,076,760.80
SD-01A Total		5,090.1	2,076,760.80

Meter No: SD-01B

Treated Domestic	Constant	Previous Reading	Current Reading	Volume (CU. FT)	Rate Desc.
Rainbow Cyn. Rd. e/o Frontage Rd.	1.000	13364409	13585437	221028000	Unbundled

--- DELIVERIES ---	Rate Per AF	Volume AF	Amount
Tier 1 Supply Rate	73.00	5,074.1	370,409.30
System Access Rate	141.00	5,074.1	715,448.10
Water Stewardship Rate	23.00	5,074.1	116,704.30
System Power Rate	89.00	5,074.1	451,594.90
Treatment Surcharge	82.00	5,074.1	416,076.20
Delivery Subtotal		5,074.1	2,070,232.80
SD-01B Total		5,074.1	2,070,232.80

Meter No: SD-02

Treated Domestic	Constant	Previous Reading	Current Reading	Volume (CU. FT)	Rate Desc.
w/o Rainbow Glen Rd.	100	11544002	11794229	25022700	Unbundled

--- DELIVERIES ---	Rate Per AF	Volume AF	Amount
Tier 1 Supply Rate	73.00	574.4	41,931.20
System Access Rate	141.00	574.4	80,990.40
Water Stewardship Rate	23.00	574.4	13,211.20
System Power Rate	89.00	574.4	51,121.60
Treatment Surcharge	82.00	574.4	47,100.80
Aug 2003, meter under 10% flow Tier 1 supply rate	73.00	0.3	21.90
Aug 2003, meter under 10% flow System access rate	141.00	0.3	42.30
Aug 2003, meter under 10% flow Water stewardship rate	23.00	0.3	6.90
Aug 2003, meter under 10% flow System power rate	89.00	0.3	26.70

Agency Name	Invoice No.	Rev.	Bill Period	Page No.	Mailed On	Due On
San Diego County Water Authority	4428	0	August 2003	2 of 6	09-10-03	10-31-03

--- DELIVERIES ---

	Rate Per AF	Volume AF	Amount
Aug 2003, meter under 10% flow Treatment surcharge	82.00	0.3	24.60
Delivery Subtotal		574.7	234,477.60
SD-02 Total		574.7	234,477.60

Meter No: SD-03

Untreated Domestic	Constant	Previous Reading	Current Reading	Volume (CU. FT)	Rate Desc.
Rainbow Cyn. Rd. e/o Frontage Rd.	1.000	37531584	38234752	703168000	Unbundled

--- DELIVERIES ---

	Rate Per AF	Volume AF	Amount
Tier 1 Supply Rate	73.00	16,142.5	1,178,402.50
System Access Rate	141.00	16,142.5	2,276,092.50
Water Stewardship Rate	23.00	16,142.5	371,277.50
System Power Rate	89.00	16,142.5	1,436,682.50
Delivery Subtotal		16,142.5	5,262,455.00
SD-03 Total		16,142.5	5,262,455.00

Meter No: SD-05

Treated Domestic	Constant	Previous Reading	Current Reading	Volume (CU. FT)	Rate Desc.
s/o Reche Rd. w/o Wilt Rd.	100	1863045	1985027	12198200	Unbundled

--- DELIVERIES ---

	Rate Per AF	Volume AF	Amount
Tier 1 Supply Rate	73.00	280.0	20,440.00
System Access Rate	141.00	280.0	39,480.00
Water Stewardship Rate	23.00	280.0	6,440.00
System Power Rate	89.00	280.0	24,920.00
Treatment Surcharge	82.00	280.0	22,960.00
Aug 2003, meter under 10% flow Tier 1 supply rate	73.00	0.5	36.50
Aug 2003, meter under 10% flow System access rate	141.00	0.5	70.50
Aug 2003, meter under 10% flow Water stewardship rate	23.00	0.5	11.50
Aug 2003, meter under 10% flow System power rate	89.00	0.5	44.50
Aug 2003, meter under 10% flow Treatment surcharge	82.00	0.5	41.00
Delivery Subtotal		280.5	114,444.00
SD-05 Total		280.5	114,444.00

Meter No: SD-07

Treated Domestic	Constant	Previous Reading	Current Reading	Volume (CU. FT)	Rate Desc.
e/o Wilt Rd. n/o Dos Ninos Ave.	1.000	74979064	75797776	818712000	Unbundled

--- DELIVERIES ---

	Rate Per AF	Volume AF	Amount
Tier 1 Supply Rate	73.00	18,795.0	1,372,035.00
System Access Rate	141.00	18,795.0	2,650,095.00
Water Stewardship Rate	23.00	18,795.0	432,285.00
System Power Rate	89.00	18,795.0	1,672,755.00
Treatment Surcharge	82.00	18,795.0	1,541,190.00
Delivery Subtotal		18,795.0	7,668,360.00

--- ADJUSTMENT ---

	Rate Per AF	Volume AF	Amount
Aug 2001 adj full service to agr voided	431.00	290.2	125,076.20
Aug 2001 adj full service to agr voided (Ramona)	294.00	-290.2	-85,318.80
Sep 2002 adj full service to agr voided	431.00	78.2	33,704.20
Sep 2002 adj full service to agr voided (Carlsbad Municipal)	294.00	-78.2	-22,990.80
May 2003 adj full service to agr voided	408.00	130.5	53,244.00

Agency Name	Invoice No.	Rev.	Bill Period	Page No.	Mailed On	Due On
San Diego County Water Authority	4428	0	August 2003	3 of 6	09-10-03	10-31-03

--- ADJUSTMENT ---

	Rate Per AF	Volume AF	Amount
May 2003 adj full service to agr voided (Ramona)	294.00	-130.5	-38,367.00
May 2003 adj full service to agr	408.00	-63.3	-25,826.40
May 2003 adj full service to agr (Rincon)	294.00	63.3	18,610.20
Jun 2003 adj full service to agr	408.00	-88.4	-36,067.20
Jun 2003 adj full service to agr (Rincon)	294.00	88.4	25,989.60
Jul 2003 adj full service to agr	408.00	-89.0	-36,312.00
Jul 2003 adj full service to agr (Carlsbad Municipal)	294.00	89.0	26,166.00
Jul 2003 adj full service to agr	408.00	-1,058.7	-431,949.60
Jul 2003 adj full service to agr (Fallbrook)	294.00	1,058.7	311,257.80
Jul 2003 adj full service to agr	408.00	-119.2	-48,633.60
Jul 2003 adj full service to agr (Oceanside)	294.00	119.2	35,044.80
Jul 2003 adj full service to agr	408.00	-83.8	-34,190.40
Jul 2003 adj full service to agr (Olivenhain)	294.00	83.8	24,637.20
Jul 2003 adj full service to agr	408.00	-17.6	-7,180.80
Jul 2003 adj full service to agr (Otay)	294.00	17.6	5,174.40
Jul 2003 adj full service to agr	408.00	-2,541.7	-1,037,013.60
Jul 2003 adj full service to agr (Rainbow)	294.00	2,541.7	747,259.80
Jul 2003 adj full service to agr	408.00	-3.0	-1,224.00
Jul 2003 adj full service to agr (City of San Diego)	294.00	3.0	882.00
Jul 2003 adj full service to agr	408.00	-0.7	-285.60
Jul 2003 adj full service to agr (Santa Fe Irrigation)	294.00	0.7	205.80
Jul 2003 adj full service to agr	408.00	-4,801.4	-1,958,971.20
Jul 2003 adj full service to agr (Valley Center)	294.00	4,801.4	1,411,611.60
Jul 2003 adj full service to agr	408.00	-312.4	-127,459.20
Jul 2003 adj full service to agr (Vallecitos)	294.00	312.4	91,845.60
Jul 2003 adj full service to agr	408.00	-78.7	-32,109.60
Jul 2003 adj full service to agr (Vista)	294.00	78.7	23,137.80
Jul 2003 adj full service to agr	408.00	-459.2	-187,353.60
Jul 2003 adj full service to agr (Yuima)	294.00	459.2	135,004.80
Jul 2003 adj full service to agr	408.00	-178.1	-72,664.80
Jul 2003 adj full service to agr (Ramona)	294.00	178.1	52,361.40
Adjustment Subtotal		0.0	-1,062,705.00
SD-07 Total		18,795.0	6,605,655.00

Meter No. SD-08

Treated Domestic	Constant	Previous Reading	Current Reading	Volume (CU. FT)	Rate Desc.
n/o Red Mtn. n/o Mission Rd.	100	21451498	21650766	19926800	Unbundled

--- DELIVERIES ---

	Rate Per AF	Volume AF	Amount
Tier 1 Supply Rate	73.00	457.5	33,397.50
System Access Rate	141.00	457.5	64,507.50
Water Stewardship Rate	23.00	457.5	10,522.50
System Power Rate	89.00	457.5	40,717.50
Treatment Surcharge	82.00	457.5	37,515.00
Delivery Subtotal		457.5	186,660.00
SD-08 Total		457.5	186,660.00

Meter No. SD-09

Treated Domestic	Constant	Previous Reading	Current Reading	Volume (CU. FT)	Rate Desc.
w/o Rainbow Glen. Rd. n/o Red Mtn	100	3970199	4186349	21615000	Unbundled

--- DELIVERIES ---

	Rate Per AF	Volume AF	Amount
Tier 1 Supply Rate	73.00	496.2	36,222.60
System Access Rate	141.00	496.2	69,964.20
Water Stewardship Rate	23.00	496.2	11,412.60
System Power Rate	89.00	496.2	44,161.80
Treatment Surcharge	82.00	496.2	40,688.40

Agency Name	Invoice No.	Rev.	Bill Period	Page No.	Mailed On	Due On
San Diego County Water Authority	4428	0	August 2003	4 of 6	09-10-03	10-31-03

Delivery Subtotal 496.2 202,449.60

SD-09 Total 496.2 202,449.60

Meter No. SD-11

Untreated Domestic	Constant	Previous Reading	Current Reading	Volume (CU. FT)	Rate Desc.
e/o Wilt Rd. n/o Dos Ninos Ave.	10.000	8604218	8701354	971360000	Unbundled

--- DELIVERIES ---

	Rate Per AF	Volume AF	Amount
Tier 1 Supply Rate	73.00	22,299.4	1,627,856.20
System Access Rate	141.00	22,299.4	3,144,215.40
Water Stewardship Rate	23.00	22,299.4	512,886.20
System Power Rate	89.00	22,299.4	1,984,646.60
Delivery Subtotal		22,299.4	7,269,604.40

--- ADJUSTMENT ---

	Rate Per AF	Volume AF	Amount
Aug 2001 adj full service to agr voided	349.00	182.4	63,657.60
Aug 2001 adj full service to agr voided (Ramona)	236.00	-182.4	-43,046.40
Jun 2003 adj full service to agr	326.00	-27.3	-8,899.80
Jun 2003 adj full service to agr (Poway)	236.00	27.3	6,442.80
Jul 2003 adj full service to agr	326.00	-742.2	-241,957.20
Jul 2003 adj full service to agr (Escondido)	236.00	742.2	175,159.20
Jul 2003 adj full service to agr	326.00	-194.4	-63,374.40
Jul 2003 adj full service to agr (Oceanside)	236.00	194.4	45,878.40
Jul 2003 adj full service to agr	326.00	-107.1	-34,914.60
Jul 2003 adj full service to agr (Olivenhain)	236.00	107.1	25,275.60
Jul 2003 adj full service to agr	326.00	-16.0	-5,216.00
Jul 2003 adj full service to agr (City of San Diego)	236.00	16.0	3,776.00
Jul 2003 adj full service to agr	326.00	-21.2	-6,911.20
Jul 2003 adj full service to agr (Santa Fe Irrigation)	236.00	21.2	5,003.20
Jul 2003 adj full service to agr	326.00	-43.9	-14,311.40
Jul 2003 adj full service to agr (Vista)	236.00	43.9	10,360.40
Adjustment Subtotal		0.0	-83,077.80
SD-11 Total		22,299.4	7,186,526.60

Meter No. SD-DS1

Desalted	Constant	Previous Reading	Current Reading	Volume (CU. FT)	Rate Desc.
Desalted		N/A	N/A	N/A	Unbundled

--- ADJUSTMENT ---

	Rate Per AF	Volume AF	Amount
Aug 2003 lppds contribution	250.00	250.4	-62,600.00
Adjustment Subtotal		250.4	-62,600.00
SD-DS1 Total		250.4	-62,600.00

Meter No. SD-GRP1

Recovered	Constant	Previous Reading	Current Reading	Volume (CU. FT)	Rate Desc.
Recovered Greenbelt		N/A	N/A	N/A	Unbundled

--- ADJUSTMENT ---

	Rate Per AF	Volume AF	Amount
Aug 2003	420.00	107.6	45,192.00
Aug 2003	670.00		-72,092.00
Adjustment Subtotal		107.6	-26,900.00
SD-GRP1 Total		107.6	-26,900.00

Agency Name	Invoice No.	Rev.	Bill Period	Page No.	Mailed On	Due On
San Diego County Water Authority	4428	0	August 2003	5 of 6	09-10-03	10-31-03

Meter No: SD-RCL1

Reclaimed	Constant	Previous Reading	Current Reading	Volume (CU. FT)	Rate Desc.
Reclaimed		N/A	N/A	N/A	Unbundled

--- ADJUSTMENT ---			Rate Per AF	Volume AF	Amount
Aug 2003 lrp contribution			250.00	45.8	-11,450.00
Adjustment Subtotal				45.8	-11,450.00
SD-RCL1 Total				45.8	-11,450.00

Meter No: SD-RCL10

Reclaimed	Constant	Previous Reading	Current Reading	Volume (CU. FT)	Rate Desc.
No Address 1		N/A	N/A	N/A	Unbundled

--- ADJUSTMENT ---			Rate Per AF	Volume AF	Amount
Jul 2003 contribution			225.00	518.2	-116,595.00
Adjustment Subtotal				518.2	-116,595.00
SD-RCL10 Total				518.2	-116,595.00

Meter No: SD-RCL12

Reclaimed	Constant	Previous Reading	Current Reading	Volume (CU. FT)	Rate Desc.
Reclaimed		N/A	N/A	N/A	Unbundled

--- ADJUSTMENT ---			Rate Per AF	Volume AF	Amount
Jul 2003 lrp contribution			250.00	80.3	-20,075.00
Adjustment Subtotal				80.3	-20,075.00
SD-RCL12 Total				80.3	-20,075.00

Meter No: SD-RCL13

Reclaimed	Constant	Previous Reading	Current Reading	Volume (CU. FT)	Rate Desc.
Reclaimed		N/A	N/A	N/A	Unbundled

--- ADJUSTMENT ---			Rate Per AF	Volume AF	Amount
Aug 2003 contribution			250.00	166.8	-41,700.00
Adjustment Subtotal				166.8	-41,700.00
SD-RCL13 Total				166.8	-41,700.00

Meter No: SD-RCL5

Reclaimed	Constant	Previous Reading	Current Reading	Volume (CU. FT)	Rate Desc.
		N/A	N/A	N/A	Unbundled

--- ADJUSTMENT ---			Rate Per AF	Volume AF	Amount
Jun 2003 lppre			113.00	17.5	1,977.50
Jun 2003 lppre			267.00		-4,672.50
Jul 2003 lppre			113.00	18.9	2,135.70
Jul 2003 lppre			267.00		-5,046.30
Aug 2003 lppre			113.00	14.7	1,661.10
Aug 2003 lppre			267.00		-3,924.90
Adjustment Subtotal				51.1	-7,869.40

Agency Name	Invoice No.	Rev.	Bill Period	Page No.	Mailed On	Due On
San Diego County Water Authority	4428	0	August 2003	6 of 6	09-10-03	10-31-03

SD-RCL5 Total 51.1 -7,869.40

Meter No. SD-RCL6

Reclaimed	Constant	Previous Reading	Current Reading	Volume (CU. FT)	Rate Desc.
Reclaimed		N/A	N/A	N/A	Unbundled

--- ADJUSTMENT ---			Rate Per AF	Volume AF	Amount
Jul 2003 lrp contribution			250.00	97.4	-24,350.00
Adjustment Subtotal				97.4	-24,350.00
SD-RCL6 Total				97.4	-24,350.00

Meter No. SD-RCL9

Reclaimed	Constant	Previous Reading	Current Reading	Volume (CU. FT)	Rate Desc.
		N/A	N/A	N/A	Unbundled

--- ADJUSTMENT ---			Rate Per AF	Volume AF	Amount
Jun 2003 lppre			113.00	20.4	2,305.20
Jun 2003 lppre			267.00		-5,446.80
Jul 2003 lppre			113.00	28.5	3,220.50
Jul 2003 lppre			267.00		-7,609.50
Adjustment Subtotal				48.9	-7,530.60
SD-RCL9 Total				48.9	-7,530.60

--- OTHER CHARGES AND CREDITS ---			Amount		
Conservation Ag.# 29100					-399,120.00
Conservation Ag.# 35244					-24,950.00
Conservation Ag.# 39099					-4,081.50
Conservation Ag.# 52978					-22,220.00

VOLUME TOTAL	INVOICE TOTAL
70,576.5	\$23,170,219.90

This invoice was printed on 9/9/2003 at 1:30:10PM



MWD
 METROPOLITAN WATER DISTRICT OF SOUTHERN CALIFORNIA
 700 North Alameda Street
 Los Angeles, CA, 90012-2944

INVOICE

Billed To:
 San Diego County Water Authority

September 2003	Page No. 1 of 1
Mailed: 10/10/2003	Due Date: 11/26/2003
Invoice Number: 4456	Revision: 0



Service Address
 4677 Overland Avenue
 San Diego, Ca. 92123-1233

NOTICE

The MWD Administrative Code Section 4507 and 4508 require that payment must be made in "Good Funds" by the due date or the payment will be considered delinquent and an additional charge shall be assessed.

DELIVERIES	Volume (AF)
Total Water Treated Delivered	27,404.0
Total Water Untreated Delivered	37,713.5

SALES		Volume (AF)	Rate (\$ /AF)	Total (\$)
Full Service	Tier 1 Supply Rate	53,149.7	\$73.00	\$3,879,928.10
	System Access Rate	53,149.7	\$141.00	\$7,494,107.70
	Water Stewardship Rate	53,149.7	\$23.00	\$1,222,443.10
	System Power Rate	53,149.7	\$89.00	\$4,730,323.30
	Treatment Surcharge	16,595.8	\$82.00	\$1,360,855.60
Adj. Full Service Prior Rates	Treated	5.3		\$2,284.30
	Untreated	-12.7		(\$4,432.30)
IAWP	Treated	10,802.9		\$3,176,052.60
	Untreated	1,172.3		\$276,662.80
SUBTOTAL				\$22,136,225.20

WATER MANAGEMENT	Volume (AF)	Total (\$)
Local Resource Programs	1,344.5	(\$317,697.90)
SUBTOTAL		(\$317,697.90)

OTHER CHARGES AND CREDITS		
Conservation Credit	(\$59,400.00)	
Miscellaneous Debit/Credit (See Detail)	(\$824,163.27)	
SUBTOTAL		(\$883,563.27)

ADDITIONAL INFORMATION	Volume (AF)	Tier1 %	Peak Day	Flow (CFS)
Purchase Order Commitment (Jan 2003 to Dec 2012)	3,338,035.2			
Purchase Order Firm Delivery To Date (Jan 2003 to Dec 2012)	426,394.4			
Tier 1 Annual Limit (For Current Year)	500,705.3			
Tier 1 YTD Deliveries (For Current Year)	426,394.4	85.0		
Requested Capacity				739.2
Annual Peak Flow			8/13/2003	1,240.6
Summer Peak Flow			8/13/2003	1,240.6

INVOICE TOTAL	Volume AF 66,462.0	Amount Now Due \$20,936,964.03
----------------------	------------------------------	--

Note: Amount Due is based on highlighted fields



MWD

METROPOLITAN WATER DISTRICT OF SOUTHERN CALIFORNIA

700 North Alameda Street
Los Angeles, CA, 90012-2944

INVOICE DETAIL

NOTICE

The MWD Administrative Code Section 4507 and 4508 require that payment must be made in "Good Funds" by the due date or the payment will be considered delinquent and an additional charge shall be assessed.

IN ACCORDANCE WITH READINGS AND BILLING DATA LISTED BELOW

Agency Name	Invoice No.	Rev.	Bill Period	Page No.	Mailed On	Due On
San Diego County Water Authority	4456	0	September 2003	1 of 6	10-10-03	11-26-03

Meter No. SD-01A

Treated Domestic	Constant	Previous Reading	Current Reading	Volume (CU. FT)	Rate Desc.
Rainbow Cyn. Rd. e/o Frontage Rd.	1.000	13985791	14199339	213548000	Unbundled

--- DELIVERIES ---			
	Rate Per AF	Volume AF	Amount
Tier 1 Supply Rate	73.00	4,902.4	357,875.20
System Access Rate	141.00	4,902.4	691,238.40
Water Stewardship Rate	23.00	4,902.4	112,755.20
System Power Rate	89.00	4,902.4	436,313.60
Treatment Surcharge	82.00	4,902.4	401,996.80
Delivery Subtotal		4,902.4	2,000,179.20
SD-01A Total		4,902.4	2,000,179.20

Meter No. SD-01B

Treated Domestic	Constant	Previous Reading	Current Reading	Volume (CU. FT)	Rate Desc.
Rainbow Cyn. Rd. e/o Frontage Rd.	1.000	13585437	13795188	209751000	Unbundled

--- DELIVERIES ---			
	Rate Per AF	Volume AF	Amount
Tier 1 Supply Rate	73.00	4,815.2	351,509.60
System Access Rate	141.00	4,815.2	678,943.20
Water Stewardship Rate	23.00	4,815.2	110,749.60
System Power Rate	89.00	4,815.2	428,552.80
Treatment Surcharge	82.00	4,815.2	394,846.40
Delivery Subtotal		4,815.2	1,964,601.60
SD-01B Total		4,815.2	1,964,601.60

Meter No. SD-02

Treated Domestic	Constant	Previous Reading	Current Reading	Volume (CU. FT)	Rate Desc.
w/o Rainbow Glen Rd.	100	11794229	12012396	21816700	Unbundled

--- DELIVERIES ---			
	Rate Per AF	Volume AF	Amount
Tier 1 Supply Rate	73.00	500.8	36,558.40
System Access Rate	141.00	500.8	70,612.80
Water Stewardship Rate	23.00	500.8	11,518.40
System Power Rate	89.00	500.8	44,571.20
Treatment Surcharge	82.00	500.8	41,065.60
Delivery Subtotal		500.8	204,326.40
SD-02 Total		500.8	204,326.40

Agency Name	Invoice No.	Rev.	Bill Period	Page No.	Mailed On	Due On
San Diego County Water Authority	4456	0	September 2003	2 of 6	10-10-03	11-26-03

Meter No. SD-03

Untreated Domestic	Constant	Previous Reading	Current Reading	Volume (CU. FT)	Rate Desc.
Rainbow Cyn. Rd. e/o Frontage Rd.	1.000	38234752	38940152	705400000	Unbundled

--- DELIVERIES ---

	Rate Per AF	Volume AF	Amount
Tier 1 Supply Rate	73.00	16,193.8	1,182,147.40
System Access Rate	141.00	16,193.8	2,283,325.80
Water Stewardship Rate	23.00	16,193.8	372,457.40
System Power Rate	89.00	16,193.8	1,441,248.20
Delivery Subtotal		16,193.8	5,279,178.80
SD-03 Total		16,193.8	5,279,178.80

Meter No. SD-05

Treated Domestic	Constant	Previous Reading	Current Reading	Volume (CU. FT)	Rate Desc.
s/o Reche Rd. w/o Wilt Rd.	100	1985027	2063249	7822200	Unbundled

--- DELIVERIES ---

	Rate Per AF	Volume AF	Amount
Tier 1 Supply Rate	73.00	179.6	13,110.80
System Access Rate	141.00	179.6	25,323.60
Water Stewardship Rate	23.00	179.6	4,130.80
System Power Rate	89.00	179.6	15,984.40
Treatment Surcharge	82.00	179.6	14,727.20
Delivery Subtotal		179.6	73,276.80
SD-05 Total		179.6	73,276.80

Meter No. SD-07

Treated Domestic	Constant	Previous Reading	Current Reading	Volume (CU. FT)	Rate Desc.
e/o Wilt Rd. n/o Dos Ninos Ave.	1.000	75797776	76502368	704592000	Unbundled

--- DELIVERIES ---

	Rate Per AF	Volume AF	Amount
Tier 1 Supply Rate	73.00	16,175.2	1,180,789.60
System Access Rate	141.00	16,175.2	2,280,703.20
Water Stewardship Rate	23.00	16,175.2	372,029.60
System Power Rate	89.00	16,175.2	1,439,592.80
Treatment Surcharge	82.00	16,175.2	1,326,366.40
Delivery Subtotal		16,175.2	6,599,481.60

--- ADJUSTMENT ---

	Rate Per AF	Volume AF	Amount
Jul 2002 adj full service to agr voided	431.00	113.6	48,961.60
Jul 2002 adj full service to agr voided (Rincon)	294.00	-113.6	-33,398.40
Jul 2002 adj full service to agr	431.00	-111.0	-47,841.00
Jul 2002 adj full service to agr (Rincon)	294.00	111.0	32,634.00
Aug 2002 adj full service to agr voided	431.00	114.4	49,306.40
Aug 2002 adj full service to agr voided (Rincon)	294.00	-114.4	-33,633.60
Aug 2002 adj full service to agr	431.00	-111.7	-48,142.70
Aug 2002 adj full service to agr (Rincon)	294.00	111.7	32,839.80
Nov 2002 adj full service to agr voided	431.00	52.4	22,584.40
Nov 2002 adj full service to agr voided (Rincon)	294.00	-52.4	-15,405.60
Nov 2002 adj full service to agr	431.00	-52.4	-22,584.40
Nov 2002 adj full service to agr (Rincon)	294.00	52.4	15,405.60
Jul 2003 adj full service to agr	408.00	-13.2	-5,385.60
Jul 2003 adj full service to agr (Padre Dam)	294.00	13.2	3,880.80
Jul 2003 adj full service to agr	408.00	-124.7	-50,877.60
Jul 2003 adj full service to agr (Rincon)	294.00	124.7	36,661.80
Aug 2003 adj full service to agr	408.00	-88.6	-36,148.80
Aug 2003 adj full service to agr (Carlsbad Municipal)	294.00	88.6	26,048.40

Agency Name	Invoice No.	Rev.	Bill Period	Page No.	Mailed On	Due On
San Diego County Water Authority	4456	0	September 2003	3 of 6	10-10-03	11-26-03

--- ADJUSTMENT ---

	Rate Per AF	Volume AF	Amount
Aug 2003 adj full service to agr	408.00	-1,022.6	-417,220.80
Aug 2003 adj full service to agr (Fallbrook)	294.00	1,022.6	300,644.40
Aug 2003 adj full service to agr	408.00	-25.7	-10,485.60
Aug 2003 adj full service to agr (Oceanside)	294.00	25.7	7,555.80
Aug 2003 adj full service to agr	408.00	-104.9	-42,799.20
Aug 2003 adj full service to agr (Olivenhain)	294.00	104.9	30,840.60
Aug 2003 adj full service to agr	408.00	-17.2	-7,017.60
Aug 2003 adj full service to agr (Otay)	294.00	17.2	5,056.80
Aug 2003 adj full service to agr	408.00	-328.9	-134,191.20
Aug 2003 adj full service to agr (Padre Dam)	294.00	328.9	96,696.60
Aug 2003 adj full service to agr	408.00	-2,765.0	-1,128,120.00
Aug 2003 adj full service to agr (Rainbow)	294.00	2,765.0	812,910.00
Aug 2003 adj full service to agr	408.00	-163.1	-66,544.80
Aug 2003 adj full service to agr (Ramona)	294.00	163.1	47,951.40
Aug 2003 adj full service to agr	408.00	-128.0	-52,224.00
Aug 2003 adj full service to agr (Rincon)	294.00	128.0	37,632.00
Aug 2003 adj full service to agr	408.00	-1.7	-693.60
Aug 2003 adj full service to agr (City of San Diego)	294.00	1.7	499.80
Aug 2003 adj full service to agr	408.00	-0.5	-204.00
Aug 2003 adj full service to agr (Santa Fe Irrigation)	294.00	0.5	147.00
Aug 2003 adj full service to agr	408.00	-317.2	-129,417.60
Aug 2003 adj full service to agr (Vallecitos)	294.00	317.2	93,256.80
Aug 2003 adj full service to agr	408.00	-5,076.5	-2,071,212.00
Aug 2003 adj full service to agr (Valley Center)	294.00	5,076.5	1,492,491.00
Aug 2003 adj full service to agr	408.00	-87.9	-35,863.20
Aug 2003 adj full service to agr (Vista)	294.00	87.9	25,842.60
Aug 2003 adj full service to agr	408.00	-542.5	-221,340.00
Aug 2003 adj full service to agr (Yuima)	294.00	542.5	159,495.00
Adjustment Subtotal		0.0	-1,231,408.70
SD-07 Total		16,175.2	5,368,072.90

Meter No. SD-08

Treated Domestic	Constant	Previous Reading	Current Reading	Volume (CU. FT)	Rate Desc.
n/o Red Mtn. n/o Mission Rd.	100	21650766	21842824	19205800	Unbundled

--- DELIVERIES ---

	Rate Per AF	Volume AF	Amount
Tier 1 Supply Rate	73.00	440.9	32,185.70
System Access Rate	141.00	440.9	62,166.90
Water Stewardship Rate	23.00	440.9	10,140.70
System Power Rate	89.00	440.9	39,240.10
Treatment Surcharge	82.00	440.9	36,153.80
Delivery Subtotal		440.9	179,887.20
SD-08 Total		440.9	179,887.20

Meter No. SD-09

Treated Domestic	Constant	Previous Reading	Current Reading	Volume (CU. FT)	Rate Desc.
w/o Rainbow Glen. Rd. n/o Red Mtn.	100	4186349	4356208	16985900	Unbundled

--- DELIVERIES ---

	Rate Per AF	Volume AF	Amount
Tier 1 Supply Rate	73.00	389.9	28,462.70
System Access Rate	141.00	389.9	54,975.90
Water Stewardship Rate	23.00	389.9	8,967.70
System Power Rate	89.00	389.9	34,701.10
Treatment Surcharge	82.00	389.9	31,971.80
Delivery Subtotal		389.9	159,079.20

Agency Name	Invoice No.	Rev.	Bill Period	Page No.	Mailed On	Due On
San Diego County Water Authority	4456	0	September 2003	4 of 6	10-10-03	11-26-03

SD-09 Total 389.9 159,079.20

Meter No. SD-11

Untreated Domestic	Constant	Previous Reading	Current Reading	Volume (CU. FT)	Rate Desc.
e/o Wilt Rd. n/o Dos Ninos Ave.	10.000	8701354	8795094	937400000	Unbundled

--- DELIVERIES ---

	Rate Per AF	Volume AF	Amount
Tier 1 Supply Rate	73.00	21,519.7	1,570,938.10
System Access Rate	141.00	21,519.7	3,034,277.70
Water Stewardship Rate	23.00	21,519.7	494,953.10
System Power Rate	89.00	21,519.7	1,915,253.30
Delivery Subtotal		21,519.7	7,015,422.20

--- ADJUSTMENT ---

	Rate Per AF	Volume AF	Amount
Dec 2001 adj full service to agr voided	349.00	1.1	383.90
Dec 2001 adj full service to agr voided (Poway)	236.00	-1.1	-259.60
Dec 2001 adj full service to agr	349.00	-13.8	-4,816.20
Dec 2001 adj full service to agr (Poway)	236.00	13.8	3,256.80
Jul 2003 adj full service to agr	326.00	-69.4	-22,624.40
Jul 2003 adj full service to agr (Poway)	236.00	69.4	16,378.40
Aug 2003 adj full service to agr	326.00	-815.7	-265,918.20
Aug 2003 adj full service to agr (Escondido)	236.00	815.7	192,505.20
Aug 2003 adj full service to agr	326.00	-59.0	-19,234.00
Aug 2003 adj full service to agr (Oceanside)	236.00	59.0	13,924.00
Aug 2003 adj full service to agr	326.00	-115.5	-37,653.00
Aug 2003 adj full service to agr (Olivenhain)	236.00	115.5	27,258.00
Aug 2003 adj full service to agr	326.00	-22.2	-7,237.20
Aug 2003 adj full service to agr (City of San Diego)	236.00	22.2	5,239.20
Aug 2003 adj full service to agr	326.00	-14.4	-4,694.40
Aug 2003 adj full service to agr (Santa Fe Irrigation)	236.00	14.4	3,398.40
Aug 2003 adj full service to agr	326.00	-63.4	-20,668.40
Aug 2003 adj full service to agr (Vista)	236.00	63.4	14,962.40
Adjustment Subtotal		0.0	-105,799.10

SD-11 Total 21,519.7 6,909,623.10

Meter No. SD-DS1

Desalted	Constant	Previous Reading	Current Reading	Volume (CU. FT)	Rate Desc.
Desalted		N/A	N/A	N/A	Unbundled

--- ADJUSTMENT ---

	Rate Per AF	Volume AF	Amount
Sep 2003 lppds contribution	250.00	274.7	-68,675.00
Adjustment Subtotal		274.7	-68,675.00

SD-DS1 Total 274.7 -68,675.00

Meter No. SD-GRP1

Recovered	Constant	Previous Reading	Current Reading	Volume (CU. FT)	Rate Desc.
Recovered Greenbelt		N/A	N/A	N/A	Unbundled

--- ADJUSTMENT ---

	Rate Per AF	Volume AF	Amount
Sep 2003	420.00	103.8	43,596.00
Sep 2003	670.00		-69,546.00
Adjustment Subtotal		103.8	-25,950.00

SD-GRP1 Total 103.8 -25,950.00

Agency Name	Invoice No.	Rev.	Bill Period	Page No.	Mailed On	Due On
San Diego County Water Authority	4456	0	September 2003	5 of 6	10-10-03	11-26-03

Meter No. SD-RCL1

Reclaimed	Constant	Previous Reading	Current Reading	Volume (CU. FT)	Rate Desc.
Reclaimed		N/A	N/A	N/A	Unbundled

--- ADJUSTMENT ---

	Rate Per AF	Volume AF	Amount
Sep 2003 lrp contribution	250.00	48.8	-12,200.00
Adjustment Subtotal		48.8	-12,200.00
SD-RCL1 Total		48.8	-12,200.00

Meter No. SD-RCL10

Reclaimed	Constant	Previous Reading	Current Reading	Volume (CU. FT)	Rate Desc.
No Address 1		N/A	N/A	N/A	Unbundled

--- ADJUSTMENT ---

	Rate Per AF	Volume AF	Amount
Aug 2003 contribution	225.00	343.9	-77,377.50
Adjustment Subtotal		343.9	-77,377.50
SD-RCL10 Total		343.9	-77,377.50

Meter No. SD-RCL12

Reclaimed	Constant	Previous Reading	Current Reading	Volume (CU. FT)	Rate Desc.
Reclaimed		N/A	N/A	N/A	Unbundled

--- ADJUSTMENT ---

	Rate Per AF	Volume AF	Amount
Aug 2003 lrp contribution	250.00	66.3	-16,575.00
Sep 2003 lrp contribution	250.00	103.4	-25,850.00
Adjustment Subtotal		169.7	-42,425.00
SD-RCL12 Total		169.7	-42,425.00

Meter No. SD-RCL13

Reclaimed	Constant	Previous Reading	Current Reading	Volume (CU. FT)	Rate Desc.
Reclaimed		N/A	N/A	N/A	Unbundled

--- ADJUSTMENT ---

	Rate Per AF	Volume AF	Amount
Sep 2003 contribution	250.00	113.5	-28,375.00
Adjustment Subtotal		113.5	-28,375.00
SD-RCL13 Total		113.5	-28,375.00

Meter No. SD-RCL5

Reclaimed	Constant	Previous Reading	Current Reading	Volume (CU. FT)	Rate Desc.
Reclaimed		N/A	N/A	N/A	Unbundled

--- ADJUSTMENT ---

	Rate Per AF	Volume AF	Amount
Sep 2003 lppre	113.00	12.2	1,378.60
Sep 2003 lppre	267.00		-3,257.40
Adjustment Subtotal		12.2	-1,878.80
SD-RCL5 Total		12.2	-1,878.80

Agency Name	Invoice No.	Rev.	Bill Period	Page No.	Mailed On	Due On
San Diego County Water Authority	4456	0	September 2003	6 of 6	10-10-03	11-26-03

Meter No. SD-RCL6

Reclaimed	Constant	Previous Reading	Current Reading	Volume (CU. FT)	Rate Desc.
Reclaimed		N/A	N/A	N/A	Unbundled

--- ADJUSTMENT ---			Rate Per AF	Volume AF	Amount
Aug 2003 lrp contribution			250.00	103.3	-25,825.00
		Adjustment Subtotal		103.3	-25,825.00
		SD-RCL6 Total		103.3	-25,825.00

Meter No. SD-RCL8

Reclaimed	Constant	Previous Reading	Current Reading	Volume (CU. FT)	Rate Desc.
Reclaimed		N/A	N/A	N/A	Unbundled

--- ADJUSTMENT ---			Rate Per AF	Volume AF	Amount
Aug 2003 lrp contribution			210.00	144.7	-30,387.00
		Adjustment Subtotal		144.7	-30,387.00
		SD-RCL8 Total		144.7	-30,387.00

Meter No. SD-RCL9

Reclaimed	Constant	Previous Reading	Current Reading	Volume (CU. FT)	Rate Desc.
Reclaimed		N/A	N/A	N/A	Unbundled

--- ADJUSTMENT ---			Rate Per AF	Volume AF	Amount
Aug 2003 lppre			113.00	29.9	3,378.70
Aug 2003 lppre			267.00		-7,983.30
		Adjustment Subtotal		29.9	-4,604.60
		SD-RCL9 Total		29.9	-4,604.60

Meter No. SDTJ-01A

Treated Domestic	Constant	Previous Reading	Current Reading	Volume (CU. FT)	Rate Desc.
San Diego-Tijuana	1	0	0	0	Unbundled

--- DELIVERIES ---			Rate Per AF	Volume AF	Amount
		SDTJ-01A Total		0.0	0.00

--- OTHER CHARGES AND CREDITS ---				Amount
Conservation Ag # 52978				-59,400.00
RTS adjustment for FY 2002/03.				-824,163.27

VOLUME TOTAL	INVOICE TOTAL
66,462.0	\$20,936,964.03

This invoice was printed on 10/8/2003 at 7:23:10AM

**MWD**

METROPOLITAN WATER DISTRICT OF SOUTHERN CALIFORNIA

700 North Alameda Street

Los Angeles, CA, 90012-2944

INVOICE**Billed To:**

San Diego County Water Authority

**Service Address**4677 Overland Avenue
San Diego, Ca. 92123-1233

October 2003

Page No. 1 of 1

Mailed: 11/10/2003

Due Date: 12/30/2003

Invoice Number: 4484.

Revision: 0

NOTICE

The MWD Administrative Code Section 4507 and 4508 require that payment must be made in "Good Funds" by the due date or the payment will be considered delinquent and an additional charge shall be assessed.

DELIVERIES	Volume (AF)
Total Water Treated Delivered	25,521.2
Total Water Untreated Delivered	40,326.4

SALES		Volume (AF)	Rate (\$ /AF)	Total (\$)
Full Service	Tier 1 Supply Rate	54,947.2	\$73.00	\$4,011,145.60
	System Access Rate	54,947.2	\$141.00	\$7,747,555.20
	Water Stewardship Rate	54,947.2	\$23.00	\$1,263,785.60
	System Power Rate	54,947.2	\$89.00	\$4,890,300.80
	Treatment Surcharge	15,923.6	\$82.00	\$1,305,735.20
IAWP	Treated	9,597.6		\$2,821,694.40
	Untreated	1,302.8		\$307,460.80
SUBTOTAL				\$22,347,677.60

WATER MANAGEMENT	Volume (AF)	Total (\$)
Local Resource Programs	1,264.7	(\$289,141.70)
SUBTOTAL		(\$289,141.70)

OTHER CHARGES AND CREDITS		
Conservation Credit	(\$437,840.00)	
Readiness To Serve Charge(Payment Schedule: S)	\$4,311,242.00	
Capacity Reservation Charge(Payment Schedule: S)	\$2,254,560.00	
SUBTOTAL		\$6,127,962.00

ADDITIONAL INFORMATION	Volume (AF)	Tier1 %	Peak Day	Flow (CFS)
Purchase Order Commitment (Jan 2003 to Dec 2012)	3,338,035.2			
Purchase Order Firm Delivery To Date (Jan 2003 to Dec 2012)	481,341.6			
Tier 1 Annual Limit (For Current Year)	500,705.3			
Tier 1 YTD Deliveries (For Current Year)	481,341.6	96.0		
Requested Capacity				739.2
Annual Peak Flow			8/13/2003	1,240.6
Summer Peak Flow			8/13/2003	1,240.6

INVOICE TOTAL

Volume AF

67,112.3

Amount Now Due

\$28,186,497.90

Note: Amount Due is based on highlighted fields

MWD2010-00274627



MWD
 METROPOLITAN WATER DISTRICT OF SOUTHERN CALIFORNIA
 700 North Alameda Street
 Los Angeles, CA, 90012-2944

INVOICE DETAIL

NOTICE

The MWD Administrative Code Section 4507 and 4508 require that payment must be made in "Good Funds" by the due date or the payment will be considered delinquent and an additional charge shall be assessed.

IN ACCORDANCE WITH READINGS AND BILLING DATA LISTED BELOW

Agency Name	Invoice No.	Rev.	Bill Period	Page No.	Mailed On	Due On
San Diego County Water Authority	4484	0	October 2003	1 of 6	11-10-03	12-30-03

Meter No. SD-01A

Treated Domestic	Constant	Previous Reading	Current Reading	Volume (CU. FT)	Rate Desc.
Rainbow Cyn. Rd. e/o Frontage Rd.	1.000	14199339	14401349	202010000	Unbundled

--- DELIVERIES ---

	Rate Per AF	Volume AF	Amount
Tier 1 Supply Rate	73.00	4,637.5	338,537.50
System Access Rate	141.00	4,637.5	653,887.50
Water Stewardship Rate	23.00	4,637.5	106,662.50
System Power Rate	89.00	4,637.5	412,737.50
Treatment Surcharge	82.00	4,637.5	380,275.00
Delivery Subtotal		4,637.5	1,892,100.00
SD-01A Total		4,637.5	1,892,100.00

Meter No. SD-01B

Treated Domestic	Constant	Previous Reading	Current Reading	Volume (CU. FT)	Rate Desc.
Rainbow Cyn. Rd. e/o Frontage Rd.	1.000	13795188	13996888	201700000	Unbundled

--- DELIVERIES ---

	Rate Per AF	Volume AF	Amount
Tier 1 Supply Rate	73.00	4,630.4	338,019.20
System Access Rate	141.00	4,630.4	652,886.40
Water Stewardship Rate	23.00	4,630.4	106,499.20
System Power Rate	89.00	4,630.4	412,105.60
Treatment Surcharge	82.00	4,630.4	379,692.80
Delivery Subtotal		4,630.4	1,889,203.20
SD-01B Total		4,630.4	1,889,203.20

Meter No. SD-02

Treated Domestic	Constant	Previous Reading	Current Reading	Volume (CU. FT)	Rate Desc.
w/o Rainbow Glen Rd.	100	12012396	12221639	20924300	Unbundled

--- DELIVERIES ---

	Rate Per AF	Volume AF	Amount
Tier 1 Supply Rate	73.00	480.4	35,069.20
System Access Rate	141.00	480.4	67,736.40
Water Stewardship Rate	23.00	480.4	11,049.20
System Power Rate	89.00	480.4	42,755.60
Treatment Surcharge	82.00	480.4	39,392.80
Delivery Subtotal		480.4	196,003.20
SD-02 Total		480.4	196,003.20

Agency Name	Invoice No.	Rev.	Bill Period	Page No.	Mailed On	Due On
San Diego County Water Authority	4484	0	October 2003	2 of 6	11-10-03	12-30-03

Meter No. SD-03

Untreated Domestic	Constant	Previous Reading	Current Reading	Volume (CU. FT)	Rate Desc.
Rainbow Cyn. Rd. e/o Frontage Rd.	1.000	38940152	39692288	752136000	Unbundled

--- DELIVERIES ---			
	Rate Per AF	Volume AF	Amount
Tier 1 Supply Rate	73.00	17,266.7	1,260,469.10
System Access Rate	141.00	17,266.7	2,434,604.70
Water Stewardship Rate	23.00	17,266.7	397,134.10
System Power Rate	89.00	17,266.7	1,536,736.30
Delivery Subtotal		17,266.7	5,628,944.20
SD-03 Total		17,266.7	5,628,944.20

Meter No. SD-05

Treated Domestic	Constant	Previous Reading	Current Reading	Volume (CU. FT)	Rate Desc.
s/o Reche Rd. w/o Wilt Rd.	100	2063249	2191230	12798100	Unbundled

--- DELIVERIES ---			
	Rate Per AF	Volume AF	Amount
Tier 1 Supply Rate	73.00	293.8	21,447.40
System Access Rate	141.00	293.8	41,425.80
Water Stewardship Rate	23.00	293.8	6,757.40
System Power Rate	89.00	293.8	26,148.20
Treatment Surcharge	82.00	293.8	24,091.60
Delivery Subtotal		293.8	119,870.40
SD-05 Total		293.8	119,870.40

Meter No. SD-07

Treated Domestic	Constant	Previous Reading	Current Reading	Volume (CU. FT)	Rate Desc.
e/o Wilt Rd. n/o Dos Ninos Ave.	1.000	76502368	77143760	641392000	Unbundled

--- DELIVERIES ---			
	Rate Per AF	Volume AF	Amount
Tier 1 Supply Rate	73.00	14,724.3	1,074,873.90
System Access Rate	141.00	14,724.3	2,076,126.30
Water Stewardship Rate	23.00	14,724.3	338,658.90
System Power Rate	89.00	14,724.3	1,310,462.70
Treatment Surcharge	82.00	14,724.3	1,207,392.60
Delivery Subtotal		14,724.3	6,007,514.40

--- ADJUSTMENT ---			
	Rate Per AF	Volume AF	Amount
Sep 2003 adj full service to agr	408.00	-99.4	-40,555.20
Sep 2003 adj full service to agr (Carlsbad Municipal)	294.00	99.4	29,223.60
Sep 2003 adj full service to agr	408.00	-1,046.3	-426,890.40
Sep 2003 adj full service to agr (Fallbrook)	294.00	1,046.3	307,612.20
Sep 2003 adj full service to agr	408.00	-89.2	-36,393.60
Sep 2003 adj full service to agr (Oceanside)	294.00	89.2	26,224.80
Sep 2003 adj full service to agr	408.00	-74.0	-30,192.00
Sep 2003 adj full service to agr (Olivenhain)	294.00	74.0	21,756.00
Sep 2003 adj full service to agr	408.00	-17.0	-6,936.00
Sep 2003 adj full service to agr (Otay)	294.00	17.0	4,998.00
Sep 2003 adj full service to agr	408.00	-2,542.6	-1,037,380.80
Sep 2003 adj full service to agr (Rainbow)	294.00	2,542.6	747,524.40
Sep 2003 adj full service to agr	408.00	-191.1	-77,968.80
Sep 2003 adj full service to agr (Ramona)	294.00	191.1	56,183.40
Sep 2003 adj full service to agr	408.00	-2.0	-816.00
Sep 2003 adj full service to agr (City of San Diego)	294.00	2.0	588.00
Sep 2003 adj full service to agr	408.00	-0.3	-122.40
Sep 2003 adj full service to agr (Santa Fe Irrigation)	294.00	0.3	88.20

Agency Name	Invoice No.	Rev.	Bill Period	Page No.	Mailed On	Due On
San Diego County Water Authority	4484	0	October 2003	3 of 6	11-10-03	12-30-03

--- ADJUSTMENT ---

	Rate Per AF	Volume AF	Amount
Sep 2003 adj full service to agr	408.00	-312.0	-127,296.00
Sep 2003 adj full service to agr (Vallecitos)	294.00	312.0	91,728.00
Sep 2003 adj full service to agr	408.00	-69.2	-28,233.60
Sep 2003 adj full service to agr (Vista)	294.00	69.2	20,344.80
Sep 2003 adj full service to agr	408.00	-581.4	-237,211.20
Sep 2003 adj full service to agr (Yuima)	294.00	581.4	170,931.60
Sep 2003 adj full service to agr	408.00	-4,573.1	-1,865,824.80
Sep 2003 adj full service to agr (Valley Center)	294.00	4,573.1	1,344,491.40
Adjustment Subtotal		0.0	-1,094,126.40
SD-07 Total		14,724.3	4,913,388.00

Meter No. SD-08

Treated Domestic	Constant	Previous Reading	Current Reading	Volume (CU. FT)	Rate Desc.
n/o Red Mtn. n/o Mission Rd.	100	21842824	22039668	19684400	Unbundled

--- DELIVERIES ---

	Rate Per AF	Volume AF	Amount
Tier 1 Supply Rate	73.00	451.9	32,988.70
System Access Rate	141.00	451.9	63,717.90
Water Stewardship Rate	23.00	451.9	10,393.70
System Power Rate	89.00	451.9	40,219.10
Treatment Surcharge	82.00	451.9	37,055.80
Delivery Subtotal		451.9	184,375.20
SD-08 Total		451.9	184,375.20

Meter No. SD-09

Treated Domestic	Constant	Previous Reading	Current Reading	Volume (CU. FT)	Rate Desc.
w/o Rainbow Glen. Rd. n/o Red Mtn.	100	4356208	4488153	13194500	Unbundled

--- DELIVERIES ---

	Rate Per AF	Volume AF	Amount
Tier 1 Supply Rate	73.00	302.9	22,111.70
System Access Rate	141.00	302.9	42,708.90
Water Stewardship Rate	23.00	302.9	6,966.70
System Power Rate	89.00	302.9	26,958.10
Treatment Surcharge	82.00	302.9	24,837.80
Delivery Subtotal		302.9	123,583.20
SD-09 Total		302.9	123,583.20

Meter No. SD-11

Untreated Domestic	Constant	Previous Reading	Current Reading	Volume (CU. FT)	Rate Desc.
e/o Wilt Rd. n/o Dos Ninos Ave.	10,000	8795094	8895542	1004480000	Unbundled

--- DELIVERIES ---

	Rate Per AF	Volume AF	Amount
Tier 1 Supply Rate	73.00	23,059.7	1,683,358.10
System Access Rate	141.00	23,059.7	3,251,417.70
Water Stewardship Rate	23.00	23,059.7	530,373.10
System Power Rate	89.00	23,059.7	2,052,313.30
Delivery Subtotal		23,059.7	7,517,462.20

--- ADJUSTMENT ---

	Rate Per AF	Volume AF	Amount
Aug 2003 adj full service to agr	326.00	-98.5	-32,111.00
Aug 2003 adj full service to agr (Poway)	236.00	98.5	23,246.00
Sep 2003 adj full service to agr	326.00	-716.5	-233,579.00

Agency Name	Invoice No.	Rev.	Bill Period	Page No.	Mailed On	Due On
San Diego County Water Authority	4484	0	October 2003	4 of 6	11-10-03	12-30-03

--- ADJUSTMENT ---

	Rate Per AF	Volume AF	Amount
Sep 2003 adj full service to agr (Escondido)	236.00	716.5	169,094.00
Sep 2003 adj full service to agr	326.00	-187.7	-61,190.20
Sep 2003 adj full service to agr (Oceanside)	236.00	187.7	44,297.20
Sep 2003 adj full service to agr	326.00	-142.3	-46,389.80
Sep 2003 adj full service to agr (Olivenhain)	236.00	142.3	33,582.80
Sep 2003 adj full service to agr	326.00	-49.8	-16,234.80
Sep 2003 adj full service to agr (Ramona)	236.00	49.8	11,752.80
Sep 2003 adj full service to agr	326.00	-24.0	-7,824.00
Sep 2003 adj full service to agr (City of San Diego)	236.00	24.0	5,664.00
Sep 2003 adj full service to agr	326.00	-29.9	-9,747.40
Sep 2003 adj full service to agr (Santa Fe Irrigation)	236.00	29.9	7,056.40
Sep 2003 adj full service to agr	326.00	-54.1	-17,636.60
Sep 2003 adj full service to agr (Vista)	236.00	54.1	12,767.60
Adjustment Subtotal		0.0	-117,252.00
SD-11 Total		23,059.7	7,400,210.20

Meter No: SD-DS1

Desalted	Constant	Previous Reading	Current Reading	Volume (CU. FT)	Rate Desc.
Desalted		N/A	N/A	N/A	Unbundled

--- ADJUSTMENT ---

	Rate Per AF	Volume AF	Amount
Oct 2003 lppds contribution	250.00	253.1	-63,275.00
Adjustment Subtotal		253.1	-63,275.00
SD-DS1 Total		253.1	-63,275.00

Meter No: SD-GRP1

Recovered	Constant	Previous Reading	Current Reading	Volume (CU. FT)	Rate Desc.
Recovered Greenbelt		N/A	N/A	N/A	Unbundled

--- ADJUSTMENT ---

	Rate Per AF	Volume AF	Amount
Oct 2003 grp	420.00	132.0	55,440.00
Oct 2003 grp	670.00		-88,440.00
Adjustment Subtotal		132.0	-33,000.00
SD-GRP1 Total		132.0	-33,000.00

Meter No: SD-RCL1

Reclaimed	Constant	Previous Reading	Current Reading	Volume (CU. FT)	Rate Desc.
Reclaimed		N/A	N/A	N/A	Unbundled

--- ADJUSTMENT ---

	Rate Per AF	Volume AF	Amount
Oct 2003 lrp contribution	250.00	32.7	-8,175.00
Adjustment Subtotal		32.7	-8,175.00
SD-RCL1 Total		32.7	-8,175.00

Meter No: SD-RCL10

Reclaimed	Constant	Previous Reading	Current Reading	Volume (CU. FT)	Rate Desc.
No Address 1		N/A	N/A	N/A	Unbundled

--- ADJUSTMENT ---

	Rate Per AF	Volume AF	Amount
Sep 2003 contribution	225.00	352.9	-79,402.50

Agency Name	Invoice No.	Rev.	Bill Period	Page No.	Mailed On	Due On
San Diego County Water Authority	4484	0	October 2003	5 of 6	11-10-03	12-30-03

Adjustment Subtotal	352.9	-79,402.50
SD-RCL10 Total	352.9	-79,402.50

Meter No: SD-RCL13

Reclaimed	Constant	Previous Reading	Current Reading	Volume (CU. FT)	Rate Desc.
Reclaimed		N/A	N/A	N/A	Unbundled

--- ADJUSTMENT ---

	Rate Per AF	Volume AF	Amount
Oct 2003 contribution	250.00	114.9	-28,725.00
Adjustment Subtotal		114.9	-28,725.00
SD-RCL13 Total		114.9	-28,725.00

Meter No: SD-RCL15

Reclaimed	Constant	Previous Reading	Current Reading	Volume (CU. FT)	Rate Desc.
Reclaimed		N/A	N/A	N/A	Unbundled

--- ADJUSTMENT ---

	Rate Per AF	Volume AF	Amount
Aug 2003 contribution	150.00	9.2	-1,380.00
Sep 2003 contribution	150.00	56.1	-8,415.00
Adjustment Subtotal		65.3	-9,795.00
SD-RCL15 Total		65.3	-9,795.00

Meter No: SD-RCL6

Reclaimed	Constant	Previous Reading	Current Reading	Volume (CU. FT)	Rate Desc.
Reclaimed		N/A	N/A	N/A	Unbundled

--- ADJUSTMENT ---

	Rate Per AF	Volume AF	Amount
Sep 2003 lrp contribution	250.00	104.8	-26,200.00
Adjustment Subtotal		104.8	-26,200.00
SD-RCL6 Total		104.8	-26,200.00

Meter No: SD-RCL8

Reclaimed	Constant	Previous Reading	Current Reading	Volume (CU. FT)	Rate Desc.
Reclaimed		N/A	N/A	N/A	Unbundled

--- ADJUSTMENT ---

	Rate Per AF	Volume AF	Amount
Sep 2003 lrp contribution	210.00	149.7	-31,437.00
Adjustment Subtotal		149.7	-31,437.00
SD-RCL8 Total		149.7	-31,437.00

Meter No: SD-RCL9

Reclaimed	Constant	Previous Reading	Current Reading	Volume (CU. FT)	Rate Desc.
Reclaimed		N/A	N/A	N/A	Unbundled

--- ADJUSTMENT ---

	Rate Per AF	Volume AF	Amount
Sep 2003 lppre	113.00	30.4	3,435.20
Sep 2003 lppre	267.00		-8,116.80
Oct 2003 lppre	113.00	28.9	3,265.70
Oct 2003 lppre	267.00		-7,716.30

Agency Name	Invoice No.	Rev.	Bill Period	Page No.	Mailed On	Due On
San Diego County Water Authority	4484	0	October 2003	6 of 6	11-10-03	12-30-03

--- ADJUSTMENT ---

	Rate Per AF	Volume AF	Amount
Adjustment Subtotal		59.3	-9,132.20
SD-RCL9 Total		59.3	-9,132.20

Meter No: SDTJ-01A

Treated Domestic	Constant	Previous Reading	Current Reading	Volume (CU. FT)	Rate Desc.
San Diego-Tijuana	1	0	0	0	Unbundled

--- DELIVERIES ---

	Rate Per AF	Volume AF	Amount
SDTJ-01A Total		0.0	0.00

--- OTHER CHARGES AND CREDITS ---

	Amount
Conservation Ag # 29100	-350,940.00
Conservation Ag # 52978	-86,900.00
Capacity Reservation Charge	2,254,560.00
Readiness to Serve Charge	4,311,242.00

VOLUME TOTAL	INVOICE TOTAL
67,112.3	\$28,186,497.90

This invoice was printed on 11/6/2003 at 12:45:17PM



MWD
 METROPOLITAN WATER DISTRICT OF SOUTHERN CALIFORNIA
 700 North Alameda Street
 Los Angeles, CA, 90012-2944

INVOICE

Billed To:
 San Diego County Water Authority



Service Address
 4677 Overland Avenue
 San Diego, Ca. 92123-1233

November 2003.	Page No. 1 of 1.
Mailed: 12/10/2003	Due Date: 01/30/2004.
Invoice Number: 4512.	Revision: 0

NOTICE

The MWD Administrative Code Section 4507 and 4508 require that payment must be made in "Good Funds" by the due date or the payment will be considered delinquent and an additional charge shall be assessed.

DELIVERIES	Volume (AF)
Total Water Treated Delivered	19,091.6
Total Water Untreated Delivered	32,757.5

SALES	Volume (AF)	Rate (\$ /AF)	Total (\$)
Full Service			
Tier 1 Supply Rate	34,370.2	\$73.00	\$2,509,024.60
System Access Rate	34,370.2	\$141.00	\$4,846,198.20
Water Stewardship Rate	34,370.2	\$23.00	\$790,514.60
System Power Rate	34,370.2	\$89.00	\$3,058,947.80
Treatment Surcharge	9,247.9	\$82.00	\$758,327.80
Adj. Full Service Prior Rates	Untreated	-19.3	(\$6,735.70)
IAWP	Treated	9,843.7	\$2,894,047.80
	Untreated	1,237.5	\$292,050.00
SUBTOTAL			\$15,142,375.10

WATER MANAGEMENT	Volume (AF)	Total (\$)
Local Resource Programs	1,296.5	(\$303,704.40)
SUBTOTAL		(\$303,704.40)

OTHER CHARGES AND CREDITS	Volume (AF)	Rate (\$ /AF)	Total (\$)
Conservation Credit			(\$260,240.00)
Tier 2 Surcharge	15,006.5	\$81.00	\$1,215,526.50
SUBTOTAL			\$955,286.50

ADDITIONAL INFORMATION	Volume (AF)	Tier1 %	Peak Day	Flow (CFS)
Purchase Order Commitment (Jan 2003 to Dec 2012)	3,338,035.2			
Purchase Order Firm Delivery To Date (Jan 2003 to Dec 2012)	515,711.8			
Tier 1 Annual Limit (For Current Year)	500,705.3			
Tier 1 YTD Deliveries (For Current Year)	500,705.3	100.0		
Tier 2 YTD Deliveries	15,006.5			
Requested Capacity				739.2
Annual Peak Flow			8/13/2003	1,240.6
Summer Peak Flow			8/13/2003	1,240.6

INVOICE TOTAL	Volume AF	Amount Now Due
	46,728.6	\$15,793,957.20

Note: Amount Due is based on highlighted fields



MWD
 METROPOLITAN WATER DISTRICT OF SOUTHERN CALIFORNIA
 700 North Alameda Street
 Los Angeles, CA, 90012-2944

INVOICE DETAIL

NOTICE

The MWD Administrative Code Section 4507 and 4508 require that payment must be made in "Good Funds" by the due date or the payment will be considered delinquent and an additional charge shall be assessed.

IN ACCORDANCE WITH READINGS AND BILLING DATA LISTED BELOW

Agency Name	Invoice No.	Rev.	Bill Period	Page No.	Mailed On	Due On
San Diego County Water Authority	4512	0	November 2003	1 of 7	12-10-03	01-30-04

Meter No. SD-01A

Treated Domestic	Constant	Previous Reading	Current Reading	Volume (CU. FT)	Rate Desc.
Rainbow Cyn. Rd. e/o Frontage Rd.	1.000	14401349	14523825	122476000	Unbundled

--- DELIVERIES ---	Rate Per AF	Volume AF	Amount
Tier 1 Supply Rate	73.00	2,811.7	205,254.10
System Access Rate	141.00	2,811.7	396,449.70
Water Stewardship Rate	23.00	2,811.7	64,669.10
System Power Rate	89.00	2,811.7	250,241.30
Treatment Surcharge	82.00	2,811.7	230,559.40
Delivery Subtotal		2,811.7	1,147,173.60
SD-01A Total		2,811.7	1,147,173.60

Meter No. SD-01B

Treated Domestic	Constant	Previous Reading	Current Reading	Volume (CU. FT)	Rate Desc.
Rainbow Cyn. Rd. e/o Frontage Rd.	1.000	13996888	14119220	122332000	Unbundled

--- DELIVERIES ---	Rate Per AF	Volume AF	Amount
Tier 1 Supply Rate	73.00	2,808.4	205,013.20
System Access Rate	141.00	2,808.4	395,984.40
Water Stewardship Rate	23.00	2,808.4	64,593.20
System Power Rate	89.00	2,808.4	249,947.60
Treatment Surcharge	82.00	2,808.4	230,288.80
Delivery Subtotal		2,808.4	1,145,827.20
SD-01B Total		2,808.4	1,145,827.20

Meter No. SD-02

Treated Domestic	Constant	Previous Reading	Current Reading	Volume (CU. FT)	Rate Desc.
w/o Rainbow Glen Rd.	100	12221639	12328546	10690700	Unbundled

--- DELIVERIES ---	Rate Per AF	Volume AF	Amount
Tier 1 Supply Rate	73.00	245.4	17,914.20
System Access Rate	141.00	245.4	34,601.40
Water Stewardship Rate	23.00	245.4	5,644.20
System Power Rate	89.00	245.4	21,840.60
Treatment Surcharge	82.00	245.4	20,122.80
Nov. 2003, meter under 10% flow Tier 1 supply rate	73.00	0.5	36.50
Nov. 2003, meter under 10% flow System access rate	141.00	0.5	70.50
Nov. 2003, meter under 10% flow Water stewardship rate	23.00	0.5	11.50
Nov. 2003, meter under 10% flow System power rate	89.00	0.5	44.50

Agency Name	Invoice No.	Rev.	Bill Period	Page No.	Mailed On	Due On
San Diego County Water Authority	4512	0	November 2003	2 of 7	12-10-03	01-30-04

--- DELIVERIES ---

	Rate Per AF	Volume AF	Amount
Nov 2003, meter under 10% flow Treatment surcharge	82.00	0.5	41.00
Delivery Subtotal		245.9	100,327.20
SD-02 Total		245.9	100,327.20

Meter No: SD-03

Untreated Domestic	Constant	Previous Reading	Current Reading	Volume (CU. FT)	Rate Desc.
Rainbow Cyn. Rd. e/o Frontage Rd.	1.000	39692288	40168924	476636000	Unbundled

--- DELIVERIES ---

	Rate Per AF	Volume AF	Amount
Tier 1 Supply Rate	73.00	10,942.1	798,773.30
System Access Rate	141.00	10,942.1	1,542,836.10
Water Stewardship Rate	23.00	10,942.1	251,668.30
System Power Rate	89.00	10,942.1	973,846.90
Delivery Subtotal		10,942.1	3,567,124.60
SD-03 Total		10,942.1	3,567,124.60

Meter No: SD-05

Treated Domestic	Constant	Previous Reading	Current Reading	Volume (CU. FT)	Rate Desc.
s/o Reche Rd. w/o Wilt Rd.	100	2191230	2349824	15859400	Unbundled

--- DELIVERIES ---

	Rate Per AF	Volume AF	Amount
Tier 1 Supply Rate	73.00	364.1	26,579.30
System Access Rate	141.00	364.1	51,338.10
Water Stewardship Rate	23.00	364.1	8,374.30
System Power Rate	89.00	364.1	32,404.90
Treatment Surcharge	82.00	364.1	29,856.20
Delivery Subtotal		364.1	148,552.80
SD-05 Total		364.1	148,552.80

Meter No: SD-07

Treated Domestic	Constant	Previous Reading	Current Reading	Volume (CU. FT)	Rate Desc.
e/o Wilt Rd. n/o Dos Ninos Ave.	1.000	77143760	77677016	533256000	Unbundled

--- DELIVERIES ---

	Rate Per AF	Volume AF	Amount
Tier 1 Supply Rate	73.00	12,241.9	893,658.70
System Access Rate	141.00	12,241.9	1,726,107.90
Water Stewardship Rate	23.00	12,241.9	281,563.70
System Power Rate	89.00	12,241.9	1,089,529.10
Treatment Surcharge	82.00	12,241.9	1,003,835.80
Delivery Subtotal		12,241.9	4,994,695.20

--- ADJUSTMENT ---

	Rate Per AF	Volume AF	Amount
Sep 2003 adj full service to agr	408.00	-15.6	-6,364.80
Sep 2003 adj full service to agr (Padre Dam)	294.00	15.6	4,586.40
Sep 2003 adj full service to agr	408.00	-109.5	-44,676.00
Sep 2003 adj full service to agr (Rincon)	294.00	109.5	32,193.00
Oct 2003 adj full service to agr	408.00	-83.9	-34,231.20
Oct 2003 adj full service to agr (Carlsbad Municipal)	294.00	83.9	24,666.60
Oct 2003 adj full service to agr	408.00	-1,011.8	-412,814.40
Oct 2003 adj full service to agr (Fallbrook)	294.00	1,011.8	297,469.20
Oct 2003 adj full service to agr	408.00	-61.4	-25,051.20
Oct 2003 adj full service to agr (Oceanside)	294.00	61.4	18,051.60

Agency Name	Invoice No.	Rev.	Bill Period	Page No.	Mailed On	Due On
San Diego County Water Authority	4512	0	November 2003	3 of 7	12-10-03	01-30-04

--- ADJUSTMENT ---

	Rate Per AF	Volume AF	Amount
Oct 2003 adj full service to agr	408.00	-73.7	-30,069.60
Oct 2003 adj full service to agr (Olivenhain)	294.00	73.7	21,667.80
Oct 2003 adj full service to agr	408.00	-18.7	-7,629.60
Oct 2003 adj full service to agr (Otay)	294.00	18.7	5,497.80
Oct 2003 adj full service to agr	408.00	-304.0	-124,032.00
Oct 2003 adj full service to agr (Padre Dam)	294.00	304.0	89,376.00
Oct 2003 adj full service to agr	408.00	-2,378.9	-970,591.20
Oct 2003 adj full service to agr (Rainbow)	294.00	2,378.9	699,396.60
Oct 2003 adj full service to agr	408.00	-387.8	-158,222.40
Oct 2003 adj full service to agr (Ramona)	294.00	387.8	114,013.20
Oct 2003 adj full service to agr	408.00	-97.1	-39,616.80
Oct 2003 adj full service to agr (Rincon)	294.00	97.1	28,547.40
Oct 2003 adj full service to agr	408.00	-1.5	-612.00
Oct 2003 adj full service to agr (City of San Diego)	294.00	1.5	441.00
Oct 2003 adj full service to agr	408.00	-319.3	-130,274.40
Oct 2003 adj full service to agr (Vallecitos)	294.00	319.3	93,874.20
Oct 2003 adj full service to agr	408.00	-4,335.6	-1,768,924.80
Oct 2003 adj full service to agr (Valley Center)	294.00	4,335.6	1,274,666.40
Oct 2003 adj full service to agr	408.00	-43.5	-17,748.00
Oct 2003 adj full service to agr (Vista)	294.00	43.5	12,789.00
Oct 2003 adj full service to agr	408.00	-601.4	-245,371.20
Oct 2003 adj full service to agr (Yuima)	294.00	601.4	176,811.60
Adjustment Subtotal		0.0	-1,122,181.80
SD-07 Total		12,241.9	3,872,513.40

Meter No: SD-08

Treated Domestic	Constant	Previous Reading	Current Reading	Volume (CU. FT)	Rate Desc.
n/o Red Mtn. n/o Mission Rd.	100	22039668	22221922	18225400	Unbundled

--- DELIVERIES ---

	Rate Per AF	Volume AF	Amount
Tier 1 Supply Rate	73.00	418.4	30,543.20
System Access Rate	141.00	418.4	58,994.40
Water Stewardship Rate	23.00	418.4	9,623.20
System Power Rate	89.00	418.4	37,237.60
Treatment Surcharge	82.00	418.4	34,308.80
Delivery Subtotal		418.4	170,707.20
SD-08 Total		418.4	170,707.20

Meter No: SD-09

Treated Domestic	Constant	Previous Reading	Current Reading	Volume (CU. FT)	Rate Desc.
w/o Rainbow Glen. Rd. n/o Red Mtn.	100	4488153	4575791	8763800	Unbundled

--- DELIVERIES ---

	Rate Per AF	Volume AF	Amount
Tier 1 Supply Rate	73.00	201.2	14,687.60
System Access Rate	141.00	201.2	28,369.20
Water Stewardship Rate	23.00	201.2	4,627.60
System Power Rate	89.00	201.2	17,906.80
Treatment Surcharge	82.00	201.2	16,498.40
Delivery Subtotal		201.2	82,089.60
SD-09 Total		201.2	82,089.60

Agency Name	Invoice No.	Rev.	Bill Period	Page No.	Mailed On	Due On
San Diego County Water Authority	4512	0	November 2003	4 of 7	12-10-03	01-30-04

Meter No. SD-11

Untreated Domestic	Constant	Previous Reading	Current Reading	Volume (CU. FT)	Rate Desc.
e/o Wilt Rd. n/o Dos Ninos Ave.	10,000	8895542	8990570	950280000	Unbundled

--- DELIVERIES ---

	Rate Per AF	Volume AF	Amount
Tier 1 Supply Rate	73.00	21,815.4	1,592,524.20
System Access Rate	141.00	21,815.4	3,075,971.40
Water Stewardship Rate	23.00	21,815.4	501,754.20
System Power Rate	89.00	21,815.4	1,941,570.60
Delivery Subtotal		21,815.4	7,111,820.40

--- ADJUSTMENT ---

	Rate Per AF	Volume AF	Amount
Jul 2002 adj full service to agr voided	349.00	558.1	194,776.90
Jul 2002 adj full service to agr voided (Escondido)	236.00	-558.1	-131,711.80
Jul 2002 adj full service to agr	349.00	-565.0	-197,185.00
Jul 2002 adj full service to agr (Escondido)	236.00	565.0	133,340.00
Aug 2002 adj full service to agr voided	349.00	416.5	145,358.50
Aug 2002 adj full service to agr voided (Escondido)	236.00	-416.5	-98,294.00
Aug 2002 adj full service to agr	349.00	-428.9	-149,888.10
Aug 2002 adj full service to agr (Escondido)	236.00	428.9	101,220.40
Sep 2003 adj full service to agr	326.00	-62.8	-20,472.80
Sep 2003 adj full service to agr (Poway)	236.00	62.8	14,820.80
Oct 2003 adj full service to agr	326.00	-170.2	-55,485.20
Oct 2003 adj full service to agr (Oceanside)	236.00	170.2	40,167.20
Oct 2003 adj full service to agr	326.00	-99.3	-32,371.80
Oct 2003 adj full service to agr (Olivenhain)	236.00	99.3	23,434.80
Oct 2003 adj full service to agr	326.00	-9.1	-2,966.60
Oct 2003 adj full service to agr (Ramona)	236.00	9.1	2,147.60
Oct 2003 adj full service to agr	326.00	-22.6	-7,367.60
Oct 2003 adj full service to agr (City of San Diego)	236.00	22.6	5,333.60
Oct 2003 adj full service to agr	326.00	-14.7	-4,792.20
Oct 2003 adj full service to agr (Santa Fe Irrigation)	236.00	14.7	3,469.20
Oct 2003 adj full service to agr	326.00	-26.0	-8,476.00
Oct 2003 adj full service to agr (Vista)	236.00	26.0	6,136.00
Oct 2003 adj full service to agr	326.00	-813.5	-265,201.00
Oct 2003 adj full service to agr (Escondido)	236.00	813.5	191,986.00
Oct 2003 adj full service to storage operating	326.00	-2,006.0	-653,956.00
Nov 2003 adj full service to storage operating	326.00	-4,411.0	-1,437,986.00
Adjustment Subtotal		-6,417.0	-2,203,760.90
SD-11 Total		15,398.4	4,908,059.50

Meter No. SD-DS1

Desalted	Constant	Previous Reading	Current Reading	Volume (CU. FT)	Rate Desc.
Desalted		N/A	N/A	N/A	Unbundled

--- ADJUSTMENT ---

	Rate Per AF	Volume AF	Amount
Nov 2003 lppds contribution	250.00	268.9	-67,225.00
Adjustment Subtotal		268.9	-67,225.00
SD-DS1 Total		268.9	-67,225.00

Meter No. SD-GRP1

Recovered	Constant	Previous Reading	Current Reading	Volume (CU. FT)	Rate Desc.
Recovered Greenbelt		N/A	N/A	N/A	Unbundled

--- ADJUSTMENT ---

	Rate Per AF	Volume AF	Amount
Nov 2003 grp	420.00	147.6	61,992.00

Agency Name	Invoice No.	Rev.	Bill Period	Page No.	Mailed On	Due On
San Diego County Water Authority	4512	0	November 2003	5 of 7	12-10-03	01-30-04

--- ADJUSTMENT ---

	Rate Per AF	Volume AF	Amount
Nov 2003 grp	670.00		-98,892.00
Adjustment Subtotal		147.6	-36,900.00
SD-GRP1 Total		147.6	-36,900.00

Meter No. SD-RCL1

Reclaimed	Constant	Previous Reading	Current Reading	Volume (CU. FT)	Rate Desc.
Reclaimed		N/A	N/A	N/A	Unbundled

--- ADJUSTMENT ---

	Rate Per AF	Volume AF	Amount
Nov 2003 lrp contribution	250.00	14.5	-3,625.00
Adjustment Subtotal		14.5	-3,625.00
SD-RCL1 Total		14.5	-3,625.00

Meter No. SD-RCL10

Reclaimed	Constant	Previous Reading	Current Reading	Volume (CU. FT)	Rate Desc.
No Address 1		N/A	N/A	N/A	Unbundled

--- ADJUSTMENT ---

	Rate Per AF	Volume AF	Amount
Oct 2003 contribution	225.00	412.6	-92,835.00
Adjustment Subtotal		412.6	-92,835.00
SD-RCL10 Total		412.6	-92,835.00

Meter No. SD-RCL12

Reclaimed	Constant	Previous Reading	Current Reading	Volume (CU. FT)	Rate Desc.
Reclaimed		N/A	N/A	N/A	Unbundled

--- ADJUSTMENT ---

	Rate Per AF	Volume AF	Amount
Oct 2003 lrp contribution	250.00	64.5	-16,125.00
Adjustment Subtotal		64.5	-16,125.00
SD-RCL12 Total		64.5	-16,125.00

Meter No. SD-RCL13

Reclaimed	Constant	Previous Reading	Current Reading	Volume (CU. FT)	Rate Desc.
Reclaimed		N/A	N/A	N/A	Unbundled

--- ADJUSTMENT ---

	Rate Per AF	Volume AF	Amount
Nov 2003 contribution	250.00	65.5	-16,375.00
Adjustment Subtotal		65.5	-16,375.00
SD-RCL13 Total		65.5	-16,375.00

Meter No. SD-RCL15

Reclaimed	Constant	Previous Reading	Current Reading	Volume (CU. FT)	Rate Desc.
Reclaimed		N/A	N/A	N/A	Unbundled

--- ADJUSTMENT ---

	Rate Per AF	Volume AF	Amount
Aug 2003 contribution voided	150.00	-9.2	1,380.00
Sep 2003 contribution voided	150.00	-56.1	8,415.00

Agency Name	Invoice No.	Rev.	Bill Period	Page No.	Mailed On	Due On
San Diego County Water Authority	4512	0	November 2003	6 of 7	12-10-03	01-30-04

--- ADJUSTMENT ---

	Rate Per AF	Volume AF	Amount
Oct 2003 contribution	150.00	49.3	-7,395.00
Nov 2003 contribution	150.00	35.0	-5,250.00
Adjustment Subtotal		19.0	-2,850.00
SD-RCL15 Total		19.0	-2,850.00

Meter No: SD-RCL5

Reclaimed	Constant	Previous Reading	Current Reading	Volume (CU. FT)	Rate Desc.
Reclaimed		N/A	N/A	N/A	Unbundled

--- ADJUSTMENT ---

	Rate Per AF	Volume AF	Amount
Oct 2003 lppre	113.00	0.1	11.30
Oct 2003 lppre	267.00		-26.70
Adjustment Subtotal		0.1	-15.40
SD-RCL5 Total		0.1	-15.40

Meter No: SD-RCL6

Reclaimed	Constant	Previous Reading	Current Reading	Volume (CU. FT)	Rate Desc.
Reclaimed		N/A	N/A	N/A	Unbundled

--- ADJUSTMENT ---

	Rate Per AF	Volume AF	Amount
Oct 2003 lrp contribution	250.00	98.9	-24,725.00
Adjustment Subtotal		98.9	-24,725.00
SD-RCL6 Total		98.9	-24,725.00

Meter No: SD-RCL8

Reclaimed	Constant	Previous Reading	Current Reading	Volume (CU. FT)	Rate Desc.
Reclaimed		N/A	N/A	N/A	Unbundled

--- ADJUSTMENT ---

	Rate Per AF	Volume AF	Amount
Oct 2003 lrp contribution	210.00	111.8	-23,478.00
Nov 2003 lrp contribution	210.00	93.1	-19,551.00
Adjustment Subtotal		204.9	-43,029.00
SD-RCL8 Total		204.9	-43,029.00

Meter No: SDTJ-01A

Treated Domestic	Constant	Previous Reading	Current Reading	Volume (CU. FT)	Rate Desc.
San Diego-Tijuana	1	0	0	0	Unbundled

--- DELIVERIES ---

	Rate Per AF	Volume AF	Amount
SDTJ-01A Total		0.0	0.00

--- OTHER CHARGES AND CREDITS ---

	Amount
Conservation Ag # 39103	-98,540.00
Conservation Ag # 52978	-161,700.00
Tier 2 Surcharge	1,215,526.50

VOLUME TOTAL	INVOICE TOTAL
46,728.6	\$15,793,957.20

This invoice was printed on 12/8/2003 at 8:55:44AM



MWD
 METROPOLITAN WATER DISTRICT OF SOUTHERN CALIFORNIA
 700 North Alameda Street
 Los Angeles, CA, 90012-2944

INVOICE

Billed To:
 San Diego County Water Authority



Service Address
 4677 Overland Avenue
 San Diego, Ca. 92123-1233

December 2003.	Page No. 1 of 2.
Mailed: 01/09/2004	Due Date: 02/27/2004.
Invoice Number: 4540.	Revision: 0

NOTICE

The MWD Administrative Code Section 4507 and 4508 require that payment must be made in "Good Funds" by the due date or the payment will be considered delinquent and an additional charge shall be assessed.

DELIVERIES	Volume (AF)
Total Water Treated Delivered	18,597.7
Total Water Untreated Delivered	32,602.2

SALES		Volume (AF)	Rate (\$ /AF)	Total (\$)
Full Service	Tier 1 Supply Rate	31,114.4	\$73.00	\$2,271,351.20
	System Access Rate	31,114.4	\$141.00	\$4,387,130.40
	Water Stewardship Rate	31,114.4	\$23.00	\$715,631.20
	System Power Rate	31,114.4	\$89.00	\$2,769,181.60
	Treatment Surcharge	15,722.7	\$82.00	\$1,289,261.40
Adj. Full Service Prior Rates	Treated	140.3		\$60,469.30
	Untreated	513.7		\$179,281.30
IAWP	Treated	2,406.8		\$707,599.20
	Untreated	-110.2		(\$26,007.20)
SUBTOTAL				\$12,353,898.40

WATER MANAGEMENT	Volume (AF)	Total (\$)
Local Resource Programs	957.4	(\$229,147.60)
SUBTOTAL		(\$229,147.60)

EXCHANGES, WHEELING, AND OTHER DELIVERIES	Volume (AF)	Total (\$)
Tijuana Emergency Deliveries and Losses	339.7	\$115,695.03
IID San Diego Exchange UnTreated	10,000.0	\$2,530,000.00
SUBTOTAL		\$2,645,695.03

OTHER CHARGES AND CREDITS	Volume (AF)	Rate (\$ /AF)	Total (\$)
Conservation Credit			(\$186,010.00)
Tier 2 Surcharge	31,102.6	\$81.00	\$2,519,310.60
Peaking Surcharge			\$9,175,620.00
Peaking Surcharge Credit			(\$9,175,620.00)
SUBTOTAL			\$2,333,300.60

ADDITIONAL INFORMATION	Volume (AF)	Tier1 %	Peak Day	Flow (CFS)
Purchase Order Commitment (Jan 2003 to Dec 2012)	3,338,035.2			
Purchase Order Firm Delivery To Date (Jan 2003 to Dec 2012)	546,814.4			
Tier 1 Annual Limit (For Current Year)	500,705.3			
Tier 1 YTD Deliveries (For Current Year)	500,705.3	100.0		
Tier 2 YTD Deliveries	46,109.1			
Requested Capacity				739.2
Annual Peak Flow			8/13/2003	1,240.6
Summer Peak Flow			8/13/2003	1,240.6

Agency Name	Invoice No.	Rev.	Bill Period	Page No.	Mailed On	Due On
San Diego County Water Authority	4540	0	December 2003	2 of 2	01-09-04	02-27-04

INVOICE TOTAL

Volume AF
35,362.1

Amount Now Due
\$17,103,746.43

Note: Amount Due is based on highlighted fields.



MWD
 METROPOLITAN WATER DISTRICT OF SOUTHERN CALIFORNIA
 700 North Alameda Street
 Los Angeles, CA, 90012-2944

INVOICE DETAIL

NOTICE

The MWD Administrative Code Section 4507 and 4508 require that payment must be made in "Good Funds" by the due date or the payment will be considered delinquent and an additional charge shall be assessed.

IN ACCORDANCE WITH READINGS AND BILLING DATA LISTED BELOW

Agency Name	Invoice No.	Rev.	Bill Period	Page No.	Mailed On	Due On
San Diego County Water Authority	4540	0	December 2003	1 of 8	01-09-04	02-27-04

Meter No. SD-01A

Treated Domestic	Constant	Previous Reading	Current Reading	Volume (CU. FT)	Rate Desc.
Rainbow Cyn. Rd. e/o Frontage Rd.	1.000	14523825	14653310	129485000	Unbundled

--- DELIVERIES ---			
	Rate Per AF	Volume AF	Amount
Tier 1 Supply Rate	73.00	2,972.6	216,999.80
System Access Rate	141.00	2,972.6	419,136.60
Water Stewardship Rate	23.00	2,972.6	68,369.80
System Power Rate	89.00	2,972.6	264,561.40
Treatment Surcharge	82.00	2,972.6	243,753.20
Delivery Subtotal		2,972.6	1,212,820.80
SD-01A Total		2,972.6	1,212,820.80

Meter No. SD-01B

Treated Domestic	Constant	Previous Reading	Current Reading	Volume (CU. FT)	Rate Desc.
Rainbow Cyn. Rd. e/o Frontage Rd.	1.000	14119220	14248138	128918000	Unbundled

--- DELIVERIES ---			
	Rate Per AF	Volume AF	Amount
Tier 1 Supply Rate	73.00	2,959.6	216,050.80
System Access Rate	141.00	2,959.6	417,303.60
Water Stewardship Rate	23.00	2,959.6	68,070.80
System Power Rate	89.00	2,959.6	263,404.40
Treatment Surcharge	82.00	2,959.6	242,687.20
Delivery Subtotal		2,959.6	1,207,516.80
SD-01B Total		2,959.6	1,207,516.80

Meter No. SD-02

Treated Domestic	Constant	Previous Reading	Current Reading	Volume (CU. FT)	Rate Desc.
w/o Rainbow Glen Rd.	100	12328546	12448214	11966800	Unbundled

--- DELIVERIES ---			
	Rate Per AF	Volume AF	Amount
Tier 1 Supply Rate	73.00	274.7	20,053.10
System Access Rate	141.00	274.7	38,732.70
Water Stewardship Rate	23.00	274.7	6,318.10
System Power Rate	89.00	274.7	24,448.30
Treatment Surcharge	82.00	274.7	22,525.40
Dec 2003, meter under 10% flow Tier 1 supply rate	73.00	1.5	109.50
Dec 2003, meter under 10% flow System access rate	141.00	1.5	211.50
Dec 2003, meter under 10% flow Water stewardship rate	23.00	1.5	34.50
Dec 2003, meter under 10% flow System power rate	89.00	1.5	133.50

Agency Name	Invoice No.	Rev.	Bill Period	Page No.	Mailed On	Due On
San Diego County Water Authority	4540	0	December 2003	2 of 8	01-09-04	02-27-04

--- DELIVERIES ---

	Rate Per AF	Volume AF	Amount
Dec 2003, meter under 10% flow Treatment surcharge	82.00	1.5	123.00
Delivery Subtotal		276.2	112,689.60
SD-02 Total		276.2	112,689.60

Meter No. SD-03

Untreated Domestic	Constant	Previous Reading	Current Reading	Volume (CU. FT)	Rate Desc.
Rainbow Cyn. Rd. e/o Frontage Rd.	1.000	40168924	40666288	497364000	Unbundled

--- DELIVERIES ---

	Rate Per AF	Volume AF	Amount
Tier 1 Supply Rate	73.00	11,417.9	833,506.70
System Access Rate	141.00	11,417.9	1,609,923.90
Water Stewardship Rate	23.00	11,417.9	262,611.70
System Power Rate	89.00	11,417.9	1,016,193.10
Delivery Subtotal		11,417.9	3,722,235.40
SD-03 Total		11,417.9	3,722,235.40

Meter No. SD-05

Treated Domestic	Constant	Previous Reading	Current Reading	Volume (CU. FT)	Rate Desc.
s/o Reche Rd. w/o Wilt Rd.	100	2349824	2468109	11828500	Unbundled

--- DELIVERIES ---

	Rate Per AF	Volume AF	Amount
Tier 1 Supply Rate	73.00	271.5	19,819.50
System Access Rate	141.00	271.5	38,281.50
Water Stewardship Rate	23.00	271.5	6,244.50
System Power Rate	89.00	271.5	24,163.50
Treatment Surcharge	82.00	271.5	22,263.00
Delivery Subtotal		271.5	110,772.00
SD-05 Total		271.5	110,772.00

Meter No. SD-07

Treated Domestic	Constant	Previous Reading	Current Reading	Volume (CU. FT)	Rate Desc.
e/o Wilt Rd. n/o Dos Ninos Ave.	1.000	77677016	78176064	499048000	Unbundled

--- DELIVERIES ---

	Rate Per AF	Volume AF	Amount
Tier 1 Supply Rate	73.00	11,456.6	836,331.80
System Access Rate	141.00	11,456.6	1,615,380.60
Water Stewardship Rate	23.00	11,456.6	263,501.80
System Power Rate	89.00	11,456.6	1,019,637.40
Treatment Surcharge	82.00	11,456.6	939,441.20
Delivery Subtotal		11,456.6	4,674,292.80

--- ADJUSTMENT ---

	Rate Per AF	Volume AF	Amount
Jul 2001 adj full service to agr voided	431.00	107.0	46,117.00
Jul 2001 adj full service to agr voided (Vista)	294.00	-107.0	-31,458.00
Jul 2001 adj full service to agr	431.00	-92.4	-39,824.40
Jul 2001 adj full service to agr (Vista)	294.00	92.4	27,165.60
Jul 2001 adj full service to agr voided	431.00	2,527.1	1,089,180.10
Jul 2001 adj full service to agr voided (Rainbow)	294.00	-2,527.1	-742,967.40
Jul 2001 adj full service to agr	431.00	-2,523.9	-1,087,800.90
Jul 2001 adj full service to agr (Rainbow)	294.00	2,523.9	742,026.60
Jul 2001 adj full service to agr voided	431.00	6.3	2,715.30
Jul 2001 adj full service to agr voided (City of San Diego)	294.00	-6.3	-1,852.20

Agency Name	Invoice No.	Rev.	Bill Period	Page No.	Mailed On	Due On
San Diego County Water Authority	4540	0	December 2003	3 of 8	01-09-04	02-27-04

--- ADJUSTMENT ---

	Rate Per AF	Volume AF	Amount
Jul 2001 adj full service to agr	431.00	-3.3	-1,422.30
Jul 2001 adj full service to agr (City of San Diego)	294.00	3.3	970.20
Aug 2001 adj full service to agr voided	431.00	77.9	33,574.90
Aug 2001 adj full service to agr voided (Vista)	294.00	-77.9	-22,902.60
Aug 2001 adj full service to agr	431.00	-67.1	-28,920.10
Aug 2001 adj full service to agr (Vista)	294.00	67.1	19,727.40
Aug 2001 adj full service to agr voided	431.00	254.4	109,646.40
Aug 2001 adj full service to agr voided (Ramona)	294.00	-254.4	-74,793.60
Aug 2001 adj full service to agr	431.00	-262.9	-113,309.90
Aug 2001 adj full service to agr (Ramona)	294.00	262.9	77,292.60
Aug 2001 adj full service to agr voided	431.00	2,391.9	1,030,908.90
Aug 2001 adj full service to agr voided (Rainbow)	294.00	-2,391.9	-703,218.60
Aug 2001 adj full service to agr	431.00	-2,345.3	-1,010,824.30
Aug 2001 adj full service to agr (Rainbow)	294.00	2,345.3	689,518.20
Aug 2001 adj full service to agr voided	431.00	10.1	4,353.10
Aug 2001 adj full service to agr voided (City of San Diego)	294.00	-10.1	-2,969.40
Aug 2001 adj full service to agr	431.00	-3.4	-1,465.40
Aug 2001 adj full service to agr (City of San Diego)	294.00	3.4	999.60
Sep 2001 adj full service to agr voided	431.00	257.1	110,810.10
Sep 2001 adj full service to agr voided (Ramona)	294.00	-257.1	-75,587.40
Sep 2001 adj full service to agr	431.00	-244.1	-105,207.10
Sep 2001 adj full service to agr (Ramona)	294.00	244.1	71,765.40
Sep 2001 adj full service to agr voided	431.00	2,328.7	1,003,669.70
Sep 2001 adj full service to agr voided (Rainbow)	294.00	-2,328.7	-684,637.80
Sep 2001 adj full service to agr	431.00	-2,278.9	-982,205.90
Sep 2001 adj full service to agr (Rainbow)	294.00	2,278.9	669,996.60
Sep 2001 adj full service to agr voided	431.00	9.4	4,051.40
Sep 2001 adj full service to agr voided (City of San Diego)	294.00	-9.4	-2,763.60
Sep 2001 adj full service to agr	431.00	-3.0	-1,293.00
Sep 2001 adj full service to agr (City of San Diego)	294.00	3.0	882.00
Oct 2001 adj full service to agr voided	431.00	11.6	4,999.60
Oct 2001 adj full service to agr voided (City of San Diego)	294.00	-11.6	-3,410.40
Oct 2001 adj full service to agr	431.00	-2.2	-948.20
Oct 2001 adj full service to agr (City of San Diego)	294.00	2.2	646.80
Nov 2001 adj full service to agr voided	431.00	4.7	2,025.70
Nov 2001 adj full service to agr voided (City of San Diego)	294.00	-4.7	-1,381.80
Nov 2001 adj full service to agr	431.00	-1.4	-603.40
Nov 2001 adj full service to agr (City of San Diego)	294.00	1.4	411.60
Dec 2001 adj full service to agr voided	431.00	2.4	1,034.40
Dec 2001 adj full service to agr voided (City of San Diego)	294.00	-2.4	-705.60
Dec 2001 adj full service to agr	431.00	-1.8	-775.80
Dec 2001 adj full service to agr (City of San Diego)	294.00	1.8	529.20
Feb 2002 adj full service to agr voided	431.00	0.1	43.10
Feb 2002 adj full service to agr voided (City of San Diego)	294.00	-0.1	-29.40
Feb 2002 adj full service to agr	431.00	-0.1	-43.10
Feb 2002 adj full service to agr (City of San Diego)	294.00	0.1	29.40
Mar 2002 adj full service to agr voided	431.00	2.2	948.20
Mar 2002 adj full service to agr voided (City of San Diego)	294.00	-2.2	-646.80
Mar 2002 adj full service to agr	431.00	-2.4	-1,034.40
Mar 2002 adj full service to agr (City of San Diego)	294.00	2.4	705.60
Apr 2002 adj full service to agr voided	431.00	1.9	818.90
Apr 2002 adj full service to agr voided (City of San Diego)	294.00	-1.9	-558.80
Apr 2002 adj full service to agr	431.00	-2.0	-862.00
Apr 2002 adj full service to agr (City of San Diego)	294.00	2.0	588.00
May 2002 adj full service to agr voided	431.00	1,958.8	844,242.80
May 2002 adj full service to agr voided (Rainbow)	294.00	-1,958.8	-575,887.20
May 2002 adj full service to agr	431.00	-1,974.4	-850,966.40
May 2002 adj full service to agr (Rainbow)	294.00	1,974.4	580,473.60
May 2002 adj full service to agr voided	431.00	0.3	129.30
May 2002 adj full service to agr voided (City of San Diego)	294.00	-0.3	-88.20
May 2002 adj full service to agr	431.00	-1.1	-474.10
May 2002 adj full service to agr (City of San Diego)	294.00	1.1	323.40
Jun 2002 adj full service to agr voided	431.00	1.8	775.80

Agency Name	Invoice No.	Rev.	Bill Period	Page No.	Mailed On	Due On
San Diego County Water Authority	4540	0	December 2003	4 of 8	01-09-04	02-27-04

--- ADJUSTMENT ---

	Rate Per AF	Volume AF	Amount
Jun 2002 adj full service to agr voided (City of San Diego)	294.00	-1.8	-529.20
Jun 2002 adj full service to agr	431.00	-3.7	-1,594.70
Jun 2002 adj full service to agr (City of San Diego)	294.00	3.7	1,087.80
Nov 2003 adj full service to agr	408.00	-56.1	-22,888.80
Nov 2003 adj full service to agr (Carlsbad Municipal)	294.00	56.1	16,493.40
Nov 2003 adj full service to agr	408.00	-463.4	-189,067.20
Nov 2003 adj full service to agr (Fallbrook)	294.00	463.4	136,239.60
Nov 2003 adj full service to agr	408.00	-75.8	-30,926.40
Nov 2003 adj full service to agr (Olivenhain)	294.00	75.8	22,285.20
Nov 2003 adj full service to agr	408.00	-13.7	-5,589.60
Nov 2003 adj full service to agr (Otay)	294.00	13.7	4,027.80
Nov 2003 adj full service to agr	408.00	-1,421.0	-579,768.00
Nov 2003 adj full service to agr (Rainbow)	294.00	1,421.0	417,774.00
Nov 2003 adj full service to agr	408.00	-63.5	-25,908.00
Nov 2003 adj full service to agr (Ramona)	294.00	63.5	18,669.00
Nov 2003 adj full service to agr	408.00	-2.3	-938.40
Nov 2003 adj full service to agr (City of San Diego)	294.00	2.3	676.20
Nov 2003 adj full service to agr	408.00	-5.5	-2,244.00
Nov 2003 adj full service to agr (Santa Fe Irrigation)	294.00	5.5	1,617.00
Nov 2003 adj full service to agr	408.00	-203.2	-82,905.60
Nov 2003 adj full service to agr (Vallecitos)	294.00	203.2	59,740.80
Nov 2003 adj full service to agr	408.00	-36.4	-14,851.20
Nov 2003 adj full service to agr (Vista)	294.00	36.4	10,701.60
Nov 2003 adj full service to agr	408.00	-206.2	-84,129.60
Nov 2003 adj full service to agr (Yuima)	294.00	206.2	60,622.80
Nov 2003 adj from full service to tijuana delivery	408.00	-327.9	-133,783.20
Adjustment Subtotal		-327.9	-404,931.50
SD-07 Total		11,128.7	4,269,361.30

Meter No. SD-08

Treated Domestic	Constant	Previous Reading	Current Reading	Volume (CU. FT)	Rate Desc.
n/o Red Mtn. n/o Mission Rd.	100	22221922	22405234	18331200	Unbundled

--- DELIVERIES ---

	Rate Per AF	Volume AF	Amount
Tier 1 Supply Rate	73.00	420.8	30,718.40
System Access Rate	141.00	420.8	59,332.80
Water Stewardship Rate	23.00	420.8	9,678.40
System Power Rate	89.00	420.8	37,451.20
Treatment Surcharge	82.00	420.8	34,505.60
Delivery Subtotal		420.8	171,686.40
SD-08 Total		420.8	171,686.40

Meter No. SD-09

Treated Domestic	Constant	Previous Reading	Current Reading	Volume (CU. FT)	Rate Desc.
w/o Rainbow Glen. Rd. n/o Red Mtn.	100	4575791	4680498	10470700	Unbundled

--- DELIVERIES ---

	Rate Per AF	Volume AF	Amount
Tier 1 Supply Rate	73.00	240.4	17,549.20
System Access Rate	141.00	240.4	33,896.40
Water Stewardship Rate	23.00	240.4	5,529.20
System Power Rate	89.00	240.4	21,395.60
Treatment Surcharge	82.00	240.4	19,712.80
Delivery Subtotal		240.4	98,083.20
SD-09 Total		240.4	98,083.20

Agency Name	Invoice No.	Rev.	Bill Period	Page No.	Mailed On	Due On
San Diego County Water Authority	4540	0	December 2003	5 of 8	01-09-04	02-27-04

Meter No. SD-11

Untreated Domestic	Constant	Previous Reading	Current Reading	Volume (CU. FT)	Rate Desc.
e/o Wilt Rd. n/o Dos Niños Ave.	10,000	8990570	9082849	922790000	Unbundled

--- DELIVERIES ---

	Rate Per AF	Volume AF	Amount
Tier 1 Supply Rate	73.00	21,184.3	1,546,453.90
System Access Rate	141.00	21,184.3	2,986,986.30
Water Stewardship Rate	23.00	21,184.3	487,238.90
System Power Rate	89.00	21,184.3	1,885,402.70
Delivery Subtotal		21,184.3	6,906,081.80

--- ADJUSTMENT ---

	Rate Per AF	Volume AF	Amount
Jul 2001 adj full service to agr voided	349.00	6.5	2,268.50
Jul 2001 adj full service to agr voided (Vista)	236.00	-6.5	-1,534.00
Jul 2001 adj full service to agr	349.00	-5.6	-1,954.40
Jul 2001 adj full service to agr (Vista)	236.00	5.6	1,321.60
Jul 2001 adj full service to agr voided	349.00	1,084.2	378,385.80
Jul 2001 adj full service to agr voided (Escondido)	236.00	-1,084.2	-255,871.20
Jul 2001 adj full service to agr	349.00	-739.0	-257,911.00
Jul 2001 adj full service to agr (Escondido)	236.00	739.0	174,404.00
Jul 2001 adj full service to agr voided	349.00	32.4	11,307.60
Jul 2001 adj full service to agr voided (City of San Diego)	236.00	-32.4	-7,646.40
Jul 2001 adj full service to agr	349.00	-16.8	-5,863.20
Jul 2001 adj full service to agr (City of San Diego)	236.00	16.8	3,964.80
Aug 2001 adj full service to agr voided	349.00	26.5	9,248.50
Aug 2001 adj full service to agr voided (Vista)	236.00	-26.5	-6,254.00
Aug 2001 adj full service to agr	349.00	-22.8	-7,957.20
Aug 2001 adj full service to agr (Vista)	236.00	22.8	5,380.80
Aug 2001 adj full service to agr voided	349.00	160.0	55,840.00
Aug 2001 adj full service to agr voided (Ramona)	236.00	-160.0	-37,760.00
Aug 2001 adj full service to agr	349.00	-165.2	-57,654.80
Aug 2001 adj full service to agr (Ramona)	236.00	165.2	38,987.20
Aug 2001 adj full service to agr voided	349.00	58.8	20,521.20
Aug 2001 adj full service to agr voided (City of San Diego)	236.00	-58.8	-13,876.80
Aug 2001 adj full service to agr	349.00	-19.8	-6,910.20
Aug 2001 adj full service to agr (City of San Diego)	236.00	19.8	4,672.80
Sep 2001 adj full service to agr voided	349.00	167.9	58,597.10
Sep 2001 adj full service to agr voided (Ramona)	236.00	-167.9	-39,624.40
Sep 2001 adj full service to agr	349.00	-159.4	-55,639.60
Sep 2001 adj full service to agr (Ramona)	236.00	159.4	37,618.40
Sep 2001 adj full service to agr voided	349.00	45.1	15,739.90
Sep 2001 adj full service to agr voided (City of San Diego)	236.00	-45.1	-10,643.60
Sep 2001 adj full service to agr	349.00	-14.3	-4,990.70
Sep 2001 adj full service to agr (City of San Diego)	236.00	14.3	3,374.80
Oct 2001 adj full service to agr voided	349.00	74.1	25,860.90
Oct 2001 adj full service to agr voided (City of San Diego)	236.00	-74.1	-17,487.60
Oct 2001 adj full service to agr	349.00	-14.3	-4,990.70
Oct 2001 adj full service to agr (City of San Diego)	236.00	14.3	3,374.80
Nov 2001 adj full service to agr voided (Poway)	236.00	-8.9	-2,100.40
Nov 2001 adj full service to agr voided	349.00	8.9	3,106.10
Nov 2001 adj full service to agr	349.00	-10.0	-3,490.00
Nov 2001 adj full service to agr (Poway)	236.00	10.0	2,360.00
Nov 2001 adj full service to agr voided	349.00	42.0	14,658.00
Nov 2001 adj full service to agr voided (City of San Diego)	236.00	-42.0	-9,912.00
Nov 2001 adj full service to agr	349.00	-12.6	-4,397.40
Nov 2001 adj full service to agr (City of San Diego)	236.00	12.6	2,973.60
Dec 2001 adj full service to agr voided	349.00	10.0	3,490.00
Dec 2001 adj full service to agr voided (City of San Diego)	236.00	-10.0	-2,360.00
Dec 2001 adj full service to agr	349.00	-7.7	-2,687.30
Dec 2001 adj full service to agr (City of San Diego)	236.00	7.7	1,817.20
Feb 2002 adj full service to agr voided	349.00	10.2	3,559.80
Feb 2002 adj full service to agr voided (City of San Diego)	236.00	-10.2	-2,407.20

Agency Name	Invoice No.	Rev.	Bill Period	Page No.	Mailed On	Due On
San Diego County Water Authority	4540	0	December 2003	6 of 8	01-09-04	02-27-04

--- ADJUSTMENT ---

	Rate Per AF	Volume AF	Amount
Feb 2002 adj full service to agr	349.00	-10.6	-3,699.40
Feb 2002 adj full service to agr (City of San Diego)	236.00	10.6	2,501.60
Mar 2002 adj full service to agr voided	349.00	7.0	2,443.00
Mar 2002 adj full service to agr voided (City of San Diego)	236.00	-7.0	-1,652.00
Mar 2002 adj full service to agr	349.00	-7.4	-2,582.80
Mar 2002 adj full service to agr (City of San Diego)	236.00	7.4	1,746.40
Apr 2002 adj full service to agr voided	349.00	8.0	2,792.00
Apr 2002 adj full service to agr voided (City of San Diego)	236.00	-8.0	-1,888.00
Apr 2002 adj full service to agr	349.00	-8.5	-2,966.50
Apr 2002 adj full service to agr (City of San Diego)	236.00	8.5	2,006.00
May 2002 adj full service to agr voided	349.00	2.6	907.40
May 2002 adj full service to agr voided (City of San Diego)	236.00	-2.6	-613.60
May 2002 adj full service to agr	349.00	-8.8	-3,071.20
May 2002 adj full service to agr (City of San Diego)	236.00	8.8	2,076.80
Jun 2002 adj full service to agr voided	349.00	6.8	2,373.20
Jun 2002 adj full service to agr voided (City of San Diego)	236.00	-6.8	-1,604.80
Jun 2002 adj full service to agr	349.00	-14.5	-5,060.50
Jun 2002 adj full service to agr (City of San Diego)	236.00	14.5	3,422.00
Oct 2003 adj full service to agr	326.00	-200.3	-65,297.80
Oct 2003 adj full service to agr (Poway)	236.00	200.3	47,270.80
Nov 2003 adj full service to agr	326.00	-46.2	-15,061.20
Nov 2003 adj full service to agr (Olivenhain)	236.00	46.2	10,903.20
Nov 2003 adj full service to agr	326.00	-97.4	-31,752.40
Nov 2003 adj full service to agr (Ramona)	236.00	97.4	22,986.40
Nov 2003 adj full service to agr	326.00	-18.3	-5,965.80
Nov 2003 adj full service to agr (City of San Diego)	236.00	18.3	4,318.80
Nov 2003 adj full service to agr	326.00	-12.8	-4,172.80
Nov 2003 adj full service to agr (Santa Fe Irrigation)	236.00	12.8	3,020.80
Nov 2003 adj full service to agr	326.00	-28.5	-9,291.00
Nov 2003 adj full service to agr (Vista)	236.00	28.5	6,726.00
Nov 2003 adj full service to surface storage	326.00	-1,102.0	-359,252.00
Dec 2003 adj from full service to iid-sd exchange	326.00	-10,000.0	-3,260,000.00
Dec 2003 adj from full service to iid-sd exchange (San Diego CWA)	253.00		2,530,000.00
Dec 2003 adj full service to surface storage	326.00	-5,705.0	-1,859,830.00
Adjustment Subtotal		-16,807.0	-2,927,348.90
SD-11 Total		4,377.3	3,978,732.90

Meter No: SD-DS1

Desalted	Constant	Previous Reading	Current Reading	Volume (CU. FT)	Rate Desc.
Desalted		N/A	N/A	N/A	Unbundled

--- ADJUSTMENT ---

	Rate Per AF	Volume AF	Amount
Dec 2003 lppds contribution	250.00	274.8	-68,700.00
Adjustment Subtotal		274.8	-68,700.00
SD-DS1 Total		274.8	-68,700.00

Meter No: SD-GRP1

Recovered	Constant	Previous Reading	Current Reading	Volume (CU. FT)	Rate Desc.
Recovered Greenbelt		N/A	N/A	N/A	Unbundled

--- ADJUSTMENT ---

	Rate Per AF	Volume AF	Amount
DEC 2003 GRP	420.00	145.6	61,152.00
DEC 2003 GRP	670.00		-97,552.00
Adjustment Subtotal		145.6	-36,400.00

Agency Name	Invoice No.	Rev.	Bill Period	Page No.	Mailed On	Due On
San Diego County Water Authority	4540	0	December 2003	7 of 8	01-09-04	02-27-04

SD-GRP1 Total 145.6 -36,400.00

Meter No: SD-RCL10

Reclaimed	Constant	Previous Reading	Current Reading	Volume (CU. FT)	Rate Desc.
Reclaimed		N/A	N/A	N/A	Unbundled

--- ADJUSTMENT ---

	Rate Per AF	Volume AF	Amount
Nov. 2003 contribution	225.00	271.2	-61,020.00
Adjustment Subtotal		<u>271.2</u>	<u>-61,020.00</u>
SD-RCL10 Total		271.2	-61,020.00

Meter No: SD-RCL12

Reclaimed	Constant	Previous Reading	Current Reading	Volume (CU. FT)	Rate Desc.
Reclaimed		N/A	N/A	N/A	Unbundled

--- ADJUSTMENT ---

	Rate Per AF	Volume AF	Amount
Nov. 2003 lrp contribution	250.00	72.2	-18,050.00
Adjustment Subtotal		<u>72.2</u>	<u>-18,050.00</u>
SD-RCL12 Total		72.2	-18,050.00

Meter No: SD-RCL13

Reclaimed	Constant	Previous Reading	Current Reading	Volume (CU. FT)	Rate Desc.
Reclaimed		N/A	N/A	N/A	Unbundled

--- ADJUSTMENT ---

	Rate Per AF	Volume AF	Amount
Dec 2003 contribution	250.00	57.1	-14,275.00
Adjustment Subtotal		<u>57.1</u>	<u>-14,275.00</u>
SD-RCL13 Total		57.1	-14,275.00

Meter No: SD-RCL15

Reclaimed	Constant	Previous Reading	Current Reading	Volume (CU. FT)	Rate Desc.
Reclaimed		N/A	N/A	N/A	Unbundled

--- ADJUSTMENT ---

	Rate Per AF	Volume AF	Amount
Dec 2003 contribution	150.00	20.4	-3,060.00
Adjustment Subtotal		<u>20.4</u>	<u>-3,060.00</u>
SD-RCL15 Total		20.4	-3,060.00

Meter No: SD-RCL6

Reclaimed	Constant	Previous Reading	Current Reading	Volume (CU. FT)	Rate Desc.
Reclaimed		N/A	N/A	N/A	Unbundled

--- ADJUSTMENT ---

	Rate Per AF	Volume AF	Amount
Nov 2003 lrp contribution	250.00	101.7	-25,425.00
Adjustment Subtotal		<u>101.7</u>	<u>-25,425.00</u>
SD-RCL6 Total		101.7	-25,425.00

Agency Name	Invoice No.	Rev.	Bill Period	Page No.	Mailed On	Due On
San Diego County Water Authority	4540	0	December 2003	8 of 8	01-09-04	02-27-04

Meter No. SD-RCL9

Reclaimed	Constant	Previous Reading	Current Reading	Volume (CU. FT)	Rate Desc.
		N/A	N/A	N/A	Unbundled

--- ADJUSTMENT ---

	Rate Per AF	Volume AF	Amount
NOV 2003 LPPRE	113.00	10.0	1,130.00
NOV 2003 LPPRE	267.00		-2,670.00
DEC 2003 LPPRE	113.00	4.4	497.20
DEC 2003 LPPRE	267.00		-1,174.80
Adjustment Subtotal		14.4	-2,217.60
SD-RCL9 Total		14.4	-2,217.60

Meter No. SDTJ-01A

Treated Domestic	Constant	Previous Reading	Current Reading	Volume (CU. FT)	Rate Desc.
San Diego-Tijuana	1	13745300	13745300	0	Unbundled

--- DELIVERIES ---

	Rate Per AF	Volume AF	Amount
System Access Rate METER CORRECTION FOR NOV, 2003	141.00	315.2	44,443.20
Water Stewardship Rate METER CORRECTION FOR NOV, 2003	23.00	315.2	7,249.60
Treatment Surcharge METER CORRECTION FOR NOV, 2003	82.00	315.2	25,846.40
Variable Power Rate METER CORRECTION FOR NOV, 2003	94.58	315.2	29,811.62
Delivery Subtotal		315.2	107,350.82

--- ADJUSTMENT ---

	Rate Per AF	Volume AF	Amount
OTAY Loss for Tijuana Delivery (Otay)	340.58	9.5	3,235.51
SD Loss for Tijuana Delivery (San Diego CWA)	340.58	3.2	1,089.86
MWD Loss for Tijuana Delivery	340.58	11.8	4,018.84
Adjustment Subtotal		24.5	8,344.21
SDTJ-01A Total		339.7	115,695.03

--- OTHER CHARGES AND CREDITS ---

	Amount
Conservation Ag.# 52978	-186,010.00
Peaking Surcharge	9,175,620.00
Peaking Surcharge Return	-9,175,620.00
Tier 2 Surcharge	2,519,310.60

VOLUME TOTAL	INVOICE TOTAL
35,362.1	\$17,103,746.43

This invoice was printed on 1/8/2004 at 6:37:53AM

**MWD**

METROPOLITAN WATER DISTRICT OF SOUTHERN CALIFORNIA

700 North Alameda Street

Los Angeles, CA, 90012-2944

INVOICE**Billed To:**

San Diego County Water Authority

**Service Address**4677 Overland Avenue
San Diego, Ca. 92123-1233

January 2004

Page No. 1 of 1

Mailed: 02/10/2004

Due Date: 03/30/2004

Invoice Number: 4568

Revision: 0

NOTICE

The MWD Administrative Code Section 4507 and 4508 require that payment must be made in "Good Funds" by the due date or the payment will be considered delinquent and an additional charge shall be assessed.

DELIVERIES	Volume (AF)
Total Water Treated Delivered	16,430.8
Total Water Untreated Delivered	38,243.3

SALES		Volume (AF)	Rate (\$ /AF)	Total (\$)
Full Service	Tier 1 Supply Rate	41,824.5	\$73.00	\$3,053,188.50
	System Access Rate	41,824.5	\$163.00	\$6,817,393.50
	Water Stewardship Rate	41,824.5	\$30.00	\$1,254,735.00
	System Power Rate	41,824.5	\$60.00	\$2,509,470.00
	Treatment Surcharge	16,430.8	\$92.00	\$1,511,633.60
Adj. Full Service Prior Rates	Treated	-6,349.1		(\$2,590,432.80)
	Untreated	-14,375.2		(\$4,686,315.20)
IAWP	Treated	6,010.2		\$1,766,998.80
	Untreated	756.3		\$178,486.80
Seasonal Long Term	Untreated	2,426.9		\$565,467.70
SUBTOTAL				\$10,380,625.90

WATER MANAGEMENT	Volume (AF)	Total (\$)
Local Resource Programs	847.6	(\$202,850.30)
SUBTOTAL		(\$202,850.30)

EXCHANGES, WHEELING, AND OTHER DELIVERIES	Volume (AF)	Total (\$)
Tijuana Emergency Deliveries and Losses	351.1	\$120,539.65
IID San Diego Exchange UnTreated	1,666.6	\$421,649.80
SUBTOTAL		\$542,189.45

OTHER CHARGES AND CREDITS	Volume (AF)	Rate (\$ /AF)	Total (\$)
Conservation Credit			(\$609,910.00)
Tier 2 Surcharge	-20,724.3	\$81.00	(\$1,678,668.30)
Miscellaneous Debit/Credit (See Detail)			(\$9,983,853.97)
SUBTOTAL			(\$12,272,432.27)

ADDITIONAL INFORMATION	Volume (AF)	Tier1 %	Peak Day	Flow (CFS)
Purchase Order Commitment (Jan 2003 to Dec 2012)	3,338,035.2			
Purchase Order Firm Delivery To Date (Jan 2003 to Dec 2012)	567,902.4			
Tier 1 Annual Limit (For Current Year)	500,705.3			
Tier 1 YTD Deliveries (For Current Year)	41,824.5	8.0		
Requested Capacity				1,296.0
Annual Peak Flow			1/30/2004	1,023.9

MWD2010-00274652

Agency Name	Invoice No.	Rev.	Bill Period	Page No.	Mailed On	Due On
San Diego County Water Authority	4568	0	January 2004	1 of 1	02-10-04	03-30-04

INVOICE TOTAL

Volume AF

31,492.3

Amount Now Due

-\$1,552,467.22

Note: Amount Due is based on highlighted fields



MWD
 METROPOLITAN WATER DISTRICT OF SOUTHERN CALIFORNIA
 700 North Alameda Street
 Los Angeles, CA, 90012-2944

INVOICE DETAIL

NOTICE

The MWD Administrative Code Section 4507 and 4508 require that payment must be made in "Good Funds" by the due date or the payment will be considered delinquent and an additional charge shall be assessed.

IN ACCORDANCE WITH READINGS AND BILLING DATA LISTED BELOW

Agency Name	Invoice No.	Rev.	Bill Period	Page No.	Mailed On	Due On
San Diego County Water Authority	4568	0	January 2004	1 of 7	02-10-04	03-30-04

Meter No: SD-01A

Treated Domestic	Constant	Previous Reading	Current Reading	Volume (CU. FT)	Rate Desc.
Rainbow Cyn. Rd. e/o Frontage Rd.	1.000	14653310	14772943	119633000	Unbundled

--- DELIVERIES ---	Rate Per AF	Volume AF	Amount
Tier 1 Supply Rate	73.00	2,746.4	200,487.20
System Access Rate	163.00	2,746.4	447,663.20
Water Stewardship Rate	30.00	2,746.4	82,392.00
System Power Rate	60.00	2,746.4	164,784.00
Treatment Surcharge	92.00	2,746.4	252,668.80
Delivery Subtotal		2,746.4	1,147,995.20
SD-01A Total		2,746.4	1,147,995.20

Meter No: SD-01B

Treated Domestic	Constant	Previous Reading	Current Reading	Volume (CU. FT)	Rate Desc.
Rainbow Cyn. Rd. e/o Frontage Rd.	1.000	14248138	14367489	119351000	Unbundled

--- DELIVERIES ---	Rate Per AF	Volume AF	Amount
Tier 1 Supply Rate	73.00	2,739.9	200,012.70
System Access Rate	163.00	2,739.9	446,603.70
Water Stewardship Rate	30.00	2,739.9	82,197.00
System Power Rate	60.00	2,739.9	164,394.00
Treatment Surcharge	92.00	2,739.9	252,070.80
Delivery Subtotal		2,739.9	1,145,278.20
SD-01B Total		2,739.9	1,145,278.20

Meter No: SD-02

Treated Domestic	Constant	Previous Reading	Current Reading	Volume (CU. FT)	Rate Desc.
w/o Rainbow Glen Rd.	100	12448214	12575500	12728600	Unbundled

--- DELIVERIES ---	Rate Per AF	Volume AF	Amount
Tier 1 Supply Rate	73.00	292.2	21,330.60
System Access Rate	163.00	292.2	47,628.60
Water Stewardship Rate	30.00	292.2	8,766.00
System Power Rate	60.00	292.2	17,532.00
Treatment Surcharge	92.00	292.2	26,882.40
Jan 2004, meter under 10% flow Tier 1 supply rate	73.00	1.7	124.10
Jan 2004, meter under 10% flow System access rate	163.00	1.7	277.10
Jan 2004, meter under 10% flow Water stewardship rate	30.00	1.7	51.00
Jan 2004, meter under 10% flow System power rate	60.00	1.7	102.00

Agency Name	Invoice No.	Rev.	Bill Period	Page No.	Mailed On	Due On
San Diego County Water Authority	4568	0	January 2004	2 of 7	02-10-04	03-30-04

--- DELIVERIES ---

	Rate Per AF	Volume AF	Amount
Jan 2004, meter under 10% flow Treatment surcharge	92.00	1.7	156.40
Delivery Subtotal		293.9	122,850.20
SD-02 Total		293.9	122,850.20

Meter No: SD-03

Untreated Domestic	Constant	Previous Reading	Current Reading	Volume (CU. FT)	Rate Desc.
Rainbow Cyn. Rd. e/o Frontage Rd.	1.000	40666288	41407004	740716000	Unbundled

--- DELIVERIES ---

	Rate Per AF	Volume AF	Amount
Tier 1 Supply Rate	73.00	17,004.5	1,241,328.50
System Access Rate	163.00	17,004.5	2,771,733.50
Water Stewardship Rate	30.00	17,004.5	510,135.00
System Power Rate	60.00	17,004.5	1,020,270.00
Delivery Subtotal		17,004.5	5,543,467.00
SD-03 Total		17,004.5	5,543,467.00

Meter No: SD-05

Treated Domestic	Constant	Previous Reading	Current Reading	Volume (CU. FT)	Rate Desc.
s/o Reche Rd. w/o Wilt Rd.	100	2468109	2601780	13367100	Unbundled

--- DELIVERIES ---

	Rate Per AF	Volume AF	Amount
Tier 1 Supply Rate	73.00	306.9	22,403.70
System Access Rate	163.00	306.9	50,024.70
Water Stewardship Rate	30.00	306.9	9,207.00
System Power Rate	60.00	306.9	18,414.00
Treatment Surcharge	92.00	306.9	28,234.80
Delivery Subtotal		306.9	128,284.20
SD-05 Total		306.9	128,284.20

Meter No: SD-07

Treated Domestic	Constant	Previous Reading	Current Reading	Volume (CU. FT)	Rate Desc.
e/o Wilt Rd. n/o Dos Ninos Ave.	1.000	78176064	78595184	419120000	Unbundled

--- DELIVERIES ---

	Rate Per AF	Volume AF	Amount
Tier 1 Supply Rate	73.00	9,621.7	702,384.10
System Access Rate	163.00	9,621.7	1,568,337.10
Water Stewardship Rate	30.00	9,621.7	288,651.00
System Power Rate	60.00	9,621.7	577,302.00
Treatment Surcharge	92.00	9,621.7	885,196.40
Delivery Subtotal		9,621.7	4,021,870.60

--- ADJUSTMENT ---

	Rate Per AF	Volume AF	Amount
Nov 2003 adj full service to agr	408.00	-43.1	-17,584.80
Nov 2003 adj full service to agr (Oceanside)	294.00	43.1	12,671.40
Nov 2003 adj full service to agr	408.00	-3.3	-1,346.40
Nov 2003 adj full service to agr (Padre Dam)	294.00	3.3	970.20
Nov 2003 adj full service to agr	408.00	-57.6	-23,500.80
Nov 2003 adj full service to agr (Rincon)	294.00	57.6	16,934.40
Nov 2003 adj full service to agr	408.00	-2,322.9	-947,743.20
Nov 2003 adj full service to agr (Valley Center)	294.00	2,322.9	682,932.60
Dec 2003 adj full service to agr	408.00	-63.1	-25,744.80
Dec 2003 adj full service to agr (Carlsbad Municipal)	294.00	63.1	18,551.40

Agency Name	Invoice No.	Rev.	Bill Period	Page No.	Mailed On	Due On
San Diego County Water Authority	4568	0	January 2004	3 of 7	02-10-04	03-30-04

--- ADJUSTMENT ---

	Rate Per AF	Volume AF	Amount
Dec 2003 adj full service to agr	408.00	-518.9	-211,711.20
Dec 2003 adj full service to agr (Fallbrook)	294.00	518.9	152,556.60
Dec 2003 adj full service to agr	408.00	-65.9	-26,887.20
Dec 2003 adj full service to agr (Oceanside)	294.00	65.9	19,374.60
Dec 2003 adj full service to agr	408.00	-62.1	-25,336.80
Dec 2003 adj full service to agr (Olivenhain)	294.00	62.1	18,257.40
Dec 2003 adj full service to agr	408.00	-3.9	-1,591.20
Dec 2003 adj full service to agr (Otay)	294.00	3.9	1,146.60
Dec 2003 adj full service to agr	408.00	-179.3	-73,154.40
Dec 2003 adj full service to agr (Padre Dam)	294.00	179.3	52,714.20
Dec 2003 adj full service to agr	408.00	-98.8	-40,310.40
Dec 2003 adj full service to agr (Ramona)	294.00	98.8	29,047.20
Dec 2003 adj full service to agr	408.00	-55.9	-22,807.20
Dec 2003 adj full service to agr (Rincon)	294.00	55.9	16,434.60
Dec 2003 adj full service to agr	408.00	-1.3	-530.40
Dec 2003 adj full service to agr (City of San Diego)	294.00	1.3	382.20
Dec 2003 adj full service to agr	408.00	-2.2	-897.60
Dec 2003 adj full service to agr (Santa Fe Irrigation)	294.00	2.2	646.80
Dec 2003 adj full service to agr	408.00	-181.1	-73,888.80
Dec 2003 adj full service to agr (Vallecitos)	294.00	181.1	53,243.40
Dec 2003 adj full service to agr	408.00	-2,161.7	-881,973.60
Dec 2003 adj full service to agr (Valley Center)	294.00	2,161.7	635,539.80
Dec 2003 adj full service to agr	408.00	-19.1	-7,792.80
Dec 2003 adj full service to agr (Vista)	294.00	19.1	5,615.40
Dec 2003 adj full service to agr	408.00	-170.0	-69,360.00
Dec 2003 adj full service to agr (Yuima)	294.00	170.0	49,980.00
Dec 2003 adj from full service to tijuana delivery	408.00	-338.9	-138,271.20
Adjustment Subtotal		-338.9	-823,434.00
SD-07 Total		9,282.8	3,198,436.60

Meter No: SD-08

Treated Domestic	Constant	Previous Reading	Current Reading	Volume (CU. FT)	Rate Desc.
n/o Red Mtn. n/o Mission Rd.	100	22405234	22588452	18321800	Unbundled

--- DELIVERIES ---

	Rate Per AF	Volume AF	Amount
Tier 1 Supply Rate	73.00	420.6	30,703.80
System Access Rate	163.00	420.6	68,557.80
Water Stewardship Rate	30.00	420.6	12,618.00
System Power Rate	60.00	420.6	25,236.00
Treatment Surcharge	92.00	420.6	38,695.20
Delivery Subtotal		420.6	175,810.80
SD-08 Total		420.6	175,810.80

Meter No: SD-09

Treated Domestic	Constant	Previous Reading	Current Reading	Volume (CU. FT)	Rate Desc.
w/o Rainbow Glen. Rd. n/o Red Mtn.	100	4680498	4811795	13129700	Unbundled

--- DELIVERIES ---

	Rate Per AF	Volume AF	Amount
Tier 1 Supply Rate	73.00	301.4	22,002.20
System Access Rate	163.00	301.4	49,128.20
Water Stewardship Rate	30.00	301.4	9,042.00
System Power Rate	60.00	301.4	18,084.00
Treatment Surcharge	92.00	301.4	27,728.80
Delivery Subtotal		301.4	125,985.20

Agency Name	Invoice No.	Rev.	Bill Period	Page No.	Mailed On	Due On
San Diego County Water Authority	4568	0	January 2004	4 of 7	02-10-04	03-30-04

SD-09 Total	301.4	125,985.20
--------------------	-------	------------

Meter No. SD-11

Untreated Domestic	Constant	Previous Reading	Current Reading	Volume (CU. FT)	Rate Desc.
e/o Wilt Rd. n/o Dos Ninos Ave.	10.000	9082849	9175365	925160000	Unbundled

--- DELIVERIES ---

	Rate Per AF	Volume AF	Amount
Tier 1 Supply Rate	73.00	21,238.8	1,550,432.40
System Access Rate	163.00	21,238.8	3,461,924.40
Water Stewardship Rate	30.00	21,238.8	637,164.00
System Power Rate	60.00	21,238.8	1,274,328.00
Delivery Subtotal		21,238.8	6,923,848.80

--- ADJUSTMENT ---

	Rate Per AF	Volume AF	Amount
Oct 2003 adj full service to surface storage	326.00	-500.0	-163,000.00
Nov 2003 adj full service to agr	326.00	-125.1	-40,782.60
Nov 2003 adj full service to agr (Oceanside)	236.00	125.1	29,523.60
Nov 2003 adj full service to agr	326.00	-39.9	-13,007.40
Nov 2003 adj full service to agr (Poway)	236.00	39.9	9,416.40
Nov 2003 adj full service to surface storage voided	326.00	1,102.0	359,252.00
Nov 2003 adj full service to surface storage	326.00	-1,791.0	-583,866.00
Nov 2003 adj full service to surface storage	326.00	-7,942.0	-2,589,092.00
Dec 2003 adj full service to agr	326.00	-311.8	-101,646.80
Dec 2003 adj full service to agr (Escondido)	236.00	311.8	73,584.80
Dec 2003 adj full service to agr	326.00	-80.8	-26,340.80
Dec 2003 adj full service to agr (Oceanside)	236.00	80.8	19,068.80
Dec 2003 adj full service to agr	326.00	-27.7	-9,030.20
Dec 2003 adj full service to agr (Olivenhain)	236.00	27.7	6,537.20
Dec 2003 adj full service to agr	326.00	-137.4	-44,792.40
Dec 2003 adj full service to agr (Ramona)	236.00	137.4	32,426.40
Dec 2003 adj full service to agr	326.00	-11.5	-3,749.00
Dec 2003 adj full service to agr (City of San Diego)	236.00	11.5	2,714.00
Dec 2003 adj full service to agr	326.00	-5.0	-1,630.00
Dec 2003 adj full service to agr (Santa Fe Irrigation)	236.00	5.0	1,180.00
Dec 2003 adj full service to agr	326.00	-17.1	-5,574.60
Dec 2003 adj full service to agr (Vista)	236.00	17.1	4,035.60
Dec 2003 adj full service to sss rlds	326.00	-2,426.9	-791,169.40
Dec 2003 adj full service to sss rlds Ing (Sweetwater)	233.00	2,426.9	565,467.70
Dec 2003 adj full service to surface storage voided	326.00	5,705.0	1,859,830.00
Dec 2003 adj full service to surface storage	326.00	-6,146.0	-2,004,248.00
Dec 2003 adj full service to surface storage	326.00	-1,618.0	-527,468.00
Jan 2004 - iid-sd exchange	326.00	-1,666.6	-543,311.60
Jan 2004 - iid-sd exchange (San Diego CWA)	253.00		421,649.80
Jan 2004 adj full service to surface storage	326.00	-11,183.0	-3,645,658.00
Adjustment Subtotal		-24,041.6	-7,709,680.50
SD-11 Total		-2,802.8	-785,831.70

Meter No. SD-DS1

Desalted	Constant	Previous Reading	Current Reading	Volume (CU. FT)	Rate Desc.
Desalted		N/A	N/A	N/A	Unbundled

--- ADJUSTMENT ---

	Rate Per AF	Volume AF	Amount
Jan 2004 lppds contribution	250.00	223.2	-55,800.00
Adjustment Subtotal		223.2	-55,800.00
SD-DS1 Total		223.2	-55,800.00

Agency Name	Invoice No.	Rev.	Bill Period	Page No.	Mailed On	Due On
San Diego County Water Authority	4568	0	January 2004	5 of 7	02-10-04	03-30-04

Meter No: SD-GRP1

Recovered	Constant	Previous Reading	Current Reading	Volume (CU. FT)	Rate Desc.
Recovered Greenbelt		N/A	N/A	N/A	Unbundled

--- ADJUSTMENT ---

	Rate Per AF	Volume AF	Amount
JAN 2004 GRP	437.00	170.0	74,290.00
JAN 2004 GRP	687.00		-116,790.00
Adjustment Subtotal		170.0	-42,500.00
SD-GRP1 Total		170.0	-42,500.00

Meter No: SD-RCL1

Reclaimed	Constant	Previous Reading	Current Reading	Volume (CU. FT)	Rate Desc.
Reclaimed		N/A	N/A	N/A	Unbundled

--- ADJUSTMENT ---

	Rate Per AF	Volume AF	Amount
Dec 2003 lrp contribution	250.00	20.5	-5,125.00
Adjustment Subtotal		20.5	-5,125.00
SD-RCL1 Total		20.5	-5,125.00

Meter No: SD-RCL10

Reclaimed	Constant	Previous Reading	Current Reading	Volume (CU. FT)	Rate Desc.
No Address 1		N/A	N/A	N/A	Unbundled

--- ADJUSTMENT ---

	Rate Per AF	Volume AF	Amount
Dec 2003 contribution	225.00	158.9	-35,752.50
Adjustment Subtotal		158.9	-35,752.50
SD-RCL10 Total		158.9	-35,752.50

Meter No: SD-RCL12

Reclaimed	Constant	Previous Reading	Current Reading	Volume (CU. FT)	Rate Desc.
Reclaimed		N/A	N/A	N/A	Unbundled

--- ADJUSTMENT ---

	Rate Per AF	Volume AF	Amount
Dec 2003 lrp contribution	250.00	40.0	-10,000.00
Adjustment Subtotal		40.0	-10,000.00
SD-RCL12 Total		40.0	-10,000.00

Meter No: SD-RCL13

Reclaimed	Constant	Previous Reading	Current Reading	Volume (CU. FT)	Rate Desc.
Reclaimed		N/A	N/A	N/A	Unbundled

--- ADJUSTMENT ---

	Rate Per AF	Volume AF	Amount
Jan 2004 contribution	250.00	49.1	-12,275.00
Adjustment Subtotal		49.1	-12,275.00
SD-RCL13 Total		49.1	-12,275.00

Agency Name	Invoice No.	Rev.	Bill Period	Page No.	Mailed On	Due On
San Diego County Water Authority	4568	0	January 2004	6 of 7	02-10-04	03-30-04

Meter No: SD-RCL15

Reclaimed	Constant	Previous Reading	Current Reading	Volume (CU. FT)	Rate Desc.
Reclaimed		N/A	N/A	N/A	Unbundled

--- ADJUSTMENT ---

	Rate Per AF	Volume AF	Amount
Jan 2004 contribution	150.00	23.5	-3,525.00
Adjustment Subtotal		23.5	-3,525.00
SD-RCL15 Total		23.5	-3,525.00

Meter No: SD-RCL5

Reclaimed	Constant	Previous Reading	Current Reading	Volume (CU. FT)	Rate Desc.
Reclaimed		N/A	N/A	N/A	Unbundled

--- ADJUSTMENT ---

	Rate Per AF	Volume AF	Amount
DEC 2003 LPPRE	113.00	4.8	542.40
DEC 2003 LPPRE	267.00		-1,281.60
JAN 2004 LPPRE	113.00	2.9	327.70
JAN 2004 LPPRE	267.00		-774.30
Adjustment Subtotal		7.7	-1,185.80
SD-RCL5 Total		7.7	-1,185.80

Meter No: SD-RCL6

Reclaimed	Constant	Previous Reading	Current Reading	Volume (CU. FT)	Rate Desc.
Reclaimed		N/A	N/A	N/A	Unbundled

--- ADJUSTMENT ---

	Rate Per AF	Volume AF	Amount
Dec 2003 Irp contribution	250.00	105.0	-26,250.00
Adjustment Subtotal		105.0	-26,250.00
SD-RCL6 Total		105.0	-26,250.00

Meter No: SD-RCL8

Reclaimed	Constant	Previous Reading	Current Reading	Volume (CU. FT)	Rate Desc.
Reclaimed		N/A	N/A	N/A	Unbundled

--- ADJUSTMENT ---

	Rate Per AF	Volume AF	Amount
Dec 2003 Irp contribution	210.00	49.7	-10,437.00
Adjustment Subtotal		49.7	-10,437.00
SD-RCL8 Total		49.7	-10,437.00

Meter No: SDTJ-01A

Treated Domestic	Constant	Previous Reading	Current Reading	Volume (CU. FT)	Rate Desc.
San Diego-Tijuana	1	27934553	27934553	0	Unbundled

--- DELIVERIES ---

	Rate Per AF	Volume AF	Amount
System Access Rate METER CORRECTION, DEC 2003	141.00	325.7	45,923.70
Water Stewardship Rate METER CORRECTION, DEC 2003	23.00	325.7	7,491.10
Treatment Surcharge METER CORRECTION, DEC 2003	82.00	325.7	26,707.40
Variable Power Rate METER CORRECTION, DEC 2003	97.32	325.7	31,697.12
Delivery Subtotal		325.7	111,819.32

Agency Name	Invoice No.	Rev.	Bill Period	Page No.	Mailed On	Due On
San Diego County Water Authority	4568	0	January 2004	7 of 7	02-10-04	03-30-04

--- ADJUSTMENT ---

	Rate Per AF	Volume AF	Amount
OTAY Loss for Tijuana Delivery (Otay)	343.32	9.8	3,364.54
SD Loss for Tijuana Delivery (San Diego CWA)	343.32	3.4	1,167.29
MWD Loss for Tijuana Delivery	343.32	12.2	4,188.50
Adjustment Subtotal		25.4	8,720.33
SDTJ-01A Total		351.1	120,539.65

--- OTHER CHARGES AND CREDITS ---

	Amount
Conservation Ag.# 29100	-448,080.00
Conservation Ag.# 35244	-14,100.00
Conservation Ag.# 52978	-147,730.00
MiscTrtdAdj SDTJ-01A var pwr rate s/b \$93.80 vs. \$94.58(339.7AF@\$.78/AF)11/03 del	-264.97
FY 2002/03 Revenue Refund	-9,983,589.00
Tier 2 Surcharge	-1,678,668.30

VOLUME TOTAL	INVOICE TOTAL
31,492.3	\$-1,552,467.22

This invoice was printed on 2/10/2004 at 6:07:11AM

**MWD**

METROPOLITAN WATER DISTRICT OF SOUTHERN CALIFORNIA

700 North Alameda Street

Los Angeles, CA, 90012-2944

INVOICE**Billed To:**

San Diego County Water Authority

**Service Address**4677 Overland Avenue
San Diego, Ca. 92123-1233

February 2004	Page No. 1 of 2
Mailed: 03/10/2004	Due Date: 04/30/2004
Invoice Number: 4596	Revision: 0

NOTICE

The MWD Administrative Code Section 4507 and 4508 require that payment must be made in "Good Funds" by the due date or the payment will be considered delinquent and an additional charge shall be assessed.

DELIVERIES	Volume (AF)
Total Water Treated Delivered	9,318.5
Total Water Untreated Delivered	33,212.5

SALES	Type	Volume (AF)	Rate (\$ /AF)	Total (\$)
Full Service	Tier 1 Supply Rate	27,211.0	\$73.00	\$1,986,403.00
	System Access Rate	27,211.0	\$163.00	\$4,435,393.00
	Water Stewardship Rate	27,211.0	\$30.00	\$816,330.00
	System Power Rate	27,211.0	\$60.00	\$1,632,660.00
	Treatment Surcharge	4,453.6	\$92.00	\$409,731.20
Adjust Full Service Prior Rates	Treated	-1,581.2	\$408.00	(\$645,129.60)
	Untreated	-439.2	\$326.00	(\$143,179.20)
IAWP	Treated	6,251.1		\$1,886,472.40
	Untreated	1,254.6		\$296,085.60
SUBTOTAL				\$10,674,766.40

WATER MANAGEMENT	Volume (AF)	Total (\$)
Local Resource Programs	1,151.7	(\$275,128.40)
SUBTOTAL		(\$275,128.40)

EXCHANGES, WHEELING, AND OTHER DELIVERIES	Volume (AF)	Total (\$)
Tijuana Emergency Deliveries and Losses		
IID San Diego Exchange UnTreated	1,666.7	\$421,675.10
SUBTOTAL		\$421,675.10

OTHER CHARGES AND CREDITS	Volume (AF)	Rate (\$ /AF)	Total (\$)
Conservation Credit			(\$224,959.50)
Tier 2 Surcharge for: 2003	-2,020.4	\$81.00	(\$163,652.40)
SUBTOTAL			(\$388,611.90)

ADDITIONAL INFORMATION	Volume (AF)	Tier1 %	Peak Day	Flow (CFS)
Purchase Order Commitment (Jan 2003 to Dec 2012)	3,338,035.2			
Purchase Order Firm Delivery To Date (Jan 2003 to Dec 2012)	593,093.0			
Tier 1 Annual Limit (For Current Year)	500,705.3			
Tier 1 YTD Deliveries (For Current Year)	69,023.3	14.0		
Tier 1 Current Month Deliveries	27,211.0			
Requested Capacity				1,296.0
Annual Peak Flow			1/30/2004	1,023.9

MWD2010-00274661

Agency Name	Invoice No.	Rev.	Bill Period	Page No.	Mailed On	Due On
San Diego County Water Authority	4596	0	February 2004	2 of 2	03-10-04	04-30-04

INVOICE TOTAL

Volume AF
33,848.0

Amount Now Due
\$10,432,701.20

Note: Amount Due is based on highlighted fields



MWD
 METROPOLITAN WATER DISTRICT OF SOUTHERN CALIFORNIA
 700 North Alameda Street
 Los Angeles, CA, 90012-2944

INVOICE DETAIL

NOTICE

The MWD Administrative Code Section 4507 and 4508 require that payment must be made in "Good Funds" by the due date or the payment will be considered delinquent and an additional charge shall be assessed.

IN ACCORDANCE WITH READINGS AND BILLING DATA LISTED BELOW

Agency Name	Invoice No.	Rev.	Bill Period	Page No.	Mailed On	Due On
San Diego County Water Authority	4596	0	February 2004	1 of 6	03-10-04	04-30-04

Meter No. SD-01A

Treated Domestic	Constant	Previous Reading	Current Reading	Volume (CU. FT)	Rate Desc.
Rainbow Cyn. Rd. e/o Frontage Rd.	1.000	14772943	14842914	69971000	Unbundled

--- DELIVERIES ---

	Rate Per AF	Volume AF	Amount
Tier 1 Supply Rate	73.00	1,606.3	117,259.90
System Access Rate	163.00	1,606.3	261,826.90
Water Stewardship Rate	30.00	1,606.3	48,189.00
System Power Rate	60.00	1,606.3	96,378.00
Treatment Surcharge	92.00	1,606.3	147,779.60
Delivery Subtotal		1,606.3	671,433.40
SD-01A Total		1,606.3	671,433.40

Meter No. SD-01B

Treated Domestic	Constant	Previous Reading	Current Reading	Volume (CU. FT)	Rate Desc.
Rainbow Cyn. Rd. e/o Frontage Rd.	1.000	14367489	14437856	70367000	Unbundled

--- DELIVERIES ---

	Rate Per AF	Volume AF	Amount
Tier 1 Supply Rate	73.00	1,615.4	117,924.20
System Access Rate	163.00	1,615.4	263,310.20
Water Stewardship Rate	30.00	1,615.4	48,462.00
System Power Rate	60.00	1,615.4	96,924.00
Treatment Surcharge	92.00	1,615.4	148,616.80
Delivery Subtotal		1,615.4	675,237.20
SD-01B Total		1,615.4	675,237.20

Meter No. SD-02

Treated Domestic	Constant	Previous Reading	Current Reading	Volume (CU. FT)	Rate Desc.
w/o Rainbow Glen Rd.	100	12575500	12630165	5466500	Unbundled

--- DELIVERIES ---

	Rate Per AF	Volume AF	Amount
Tier 1 Supply Rate	73.00	125.5	9,161.50
System Access Rate	163.00	125.5	20,456.50
Water Stewardship Rate	30.00	125.5	3,765.00
System Power Rate	60.00	125.5	7,530.00
Treatment Surcharge	92.00	125.5	11,546.00
Feb 2004, meter under 10% flow Tier 1 supply rate	73.00	1.4	102.20
Feb 2004, meter under 10% flow System access rate	163.00	1.4	228.20
Feb 2004, meter under 10% flow Water stewardship rate	30.00	1.4	42.00
Feb 2004, meter under 10% flow System power rate	60.00	1.4	84.00

Agency Name	Invoice No.	Rev.	Bill Period	Page No.	Mailed On	Due On
San Diego County Water Authority	4596	0	February 2004	2 of 6	03-10-04	04-30-04

--- DELIVERIES ---

	Rate Per AF	Volume AF	Amount
Feb 2004, meter under 10% flow Treatment surcharge	92.00	1.4	128.80
Delivery Subtotal		126.9	53,044.20
SD-02 Total		126.9	53,044.20

Meter No. SD-03

Untreated Domestic	Constant	Previous Reading	Current Reading	Volume (CU. FT)	Rate Desc.
Rainbow Cyn. Rd. e/o Frontage Rd.	1.000	41407004	42016800	609796000	Unbundled

--- DELIVERIES ---

	Rate Per AF	Volume AF	Amount
Tier 1 Supply Rate	73.00	13,999.0	1,021,927.00
System Access Rate	163.00	13,999.0	2,281,837.00
Water Stewardship Rate	30.00	13,999.0	419,970.00
System Power Rate	60.00	13,999.0	839,940.00
Delivery Subtotal		13,999.0	4,563,674.00
SD-03 Total		13,999.0	4,563,674.00

Meter No. SD-05

Treated Domestic	Constant	Previous Reading	Current Reading	Volume (CU. FT)	Rate Desc.
s/o Reche Rd. w/o Wilt Rd.	100	2601780	2630278	2849800	Unbundled

--- DELIVERIES ---

	Rate Per AF	Volume AF	Amount
Tier 1 Supply Rate	73.00	65.4	4,774.20
System Access Rate	163.00	65.4	10,660.20
Water Stewardship Rate	30.00	65.4	1,962.00
System Power Rate	60.00	65.4	3,924.00
Treatment Surcharge	92.00	65.4	6,016.80
Delivery Subtotal		65.4	27,337.20
SD-05 Total		65.4	27,337.20

Meter No. SD-07

Treated Domestic	Constant	Previous Reading	Current Reading	Volume (CU. FT)	Rate Desc.
e/o Wilt Rd. n/o Dos Ninos Ave.	1.000	78595184	78834824	239640000	Unbundled

--- DELIVERIES ---

	Rate Per AF	Volume AF	Amount
Tier 1 Supply Rate	73.00	5,501.4	401,602.20
System Access Rate	163.00	5,501.4	896,728.20
Water Stewardship Rate	30.00	5,501.4	165,042.00
System Power Rate	60.00	5,501.4	330,084.00
Treatment Surcharge	92.00	5,501.4	506,128.80
Delivery Subtotal		5,501.4	2,299,585.20

--- ADJUSTMENT ---

	Rate Per AF	Volume AF	Amount
Nov 2003 adj full service to surface storage	408.00	-102.6	-41,860.80
Dec 2003 adj full service to agr	408.00	-1,386.2	-565,569.60
Dec 2003 adj full service to agr (Rainbow)	294.00	1,386.2	407,542.80
Dec 2003 adj full service to surface storage	408.00	-92.4	-37,699.20
Jan 2004 adj full service to agr	418.00	-60.6	-25,330.80
Jan 2004 adj full service to agr (Carlsbad Municipal)	304.00	60.6	18,422.40
Jan 2004 adj full service to agr	418.00	-487.6	-203,816.80
Jan 2004 adj full service to agr (Fallbrook)	304.00	487.6	148,230.40
Jan 2004 adj full service to agr	418.00	-40.1	-16,761.80
Jan 2004 adj full service to agr (Oceanside)	304.00	40.1	12,190.40

Agency Name	Invoice No.	Rev.	Bill Period	Page No	Mailed On	Due On
San Diego County Water Authority	4596	0	February 2004	3 of 6	03-10-04	04-30-04

--- ADJUSTMENT ---

	Rate Per AF	Volume AF	Amount
Jan 2004 adj full service to agr	418.00	-30.8	-12,874.40
Jan 2004 adj full service to agr (Olivenhain)	304.00	30.8	9,363.20
Jan 2004 adj full service to agr	418.00	-3.5	-1,463.00
Jan 2004 adj full service to agr (Otay)	304.00	3.5	1,064.00
Jan 2004 adj full service to agr	418.00	-1,305.6	-545,740.80
Jan 2004 adj full service to agr (Rainbow)	304.00	1,305.6	396,902.40
Jan 2004 adj full service to agr	418.00	-116.9	-48,864.20
Jan 2004 adj full service to agr (Ramona)	304.00	116.9	35,537.60
Jan 2004 adj full service to agr	418.00	-0.2	-83.60
Jan 2004 adj full service to agr (City of San Diego)	304.00	0.2	60.80
Jan 2004 adj full service to agr	418.00	-0.1	-41.80
Jan 2004 adj full service to agr (Santa Fe Irrigation)	304.00	0.1	30.40
Jan 2004 adj full service to agr	418.00	-164.9	-68,928.20
Jan 2004 adj full service to agr (Vallecitos)	304.00	164.9	50,129.60
Jan 2004 adj full service to agr	418.00	-2,506.0	-1,047,508.00
Jan 2004 adj full service to agr (Valley Center)	304.00	2,506.0	761,824.00
Jan 2004 adj full service to agr	418.00	-15.1	-6,311.80
Jan 2004 adj full service to agr (Vista)	304.00	15.1	4,590.40
Jan 2004 adj full service to agr	418.00	-133.5	-55,803.00
Jan 2004 adj full service to agr (Yuima)	304.00	133.5	40,584.00
Adjustment Subtotal		-195.0	-792,185.40
SD-07 Total		5,306.4	1,507,399.80

Meter No. SD-08

Treated Domestic	Constant	Previous Reading	Current Reading	Volume (CU. FT)	Rate Desc.
n/o Red Mtn. n/o Mission Rd	100	22588452	22700512	11206000	Unbundled

--- DELIVERIES ---

	Rate Per AF	Volume AF	Amount
Tier 1 Supply Rate	73.00	257.3	18,782.90
System Access Rate	163.00	257.3	41,939.90
Water Stewardship Rate	30.00	257.3	7,719.00
System Power Rate	60.00	257.3	15,438.00
Treatment Surcharge	92.00	257.3	23,671.60
Delivery Subtotal		257.3	107,551.40
SD-08 Total		257.3	107,551.40

Meter No. SD-09

Treated Domestic	Constant	Previous Reading	Current Reading	Volume (CU. FT)	Rate Desc.
w/o Rainbow Glen. Rd. n/o Red Mtn.	100	4811795	4875310	6351500	Unbundled

--- DELIVERIES ---

	Rate Per AF	Volume AF	Amount
Tier 1 Supply Rate	73.00	145.8	10,643.40
System Access Rate	163.00	145.8	23,765.40
Water Stewardship Rate	30.00	145.8	4,374.00
System Power Rate	60.00	145.8	8,748.00
Treatment Surcharge	92.00	145.8	13,413.60
Delivery Subtotal		145.8	60,944.40
SD-09 Total		145.8	60,944.40

Meter No. SD-11

Untreated Domestic	Constant	Previous Reading	Current Reading	Volume (CU. FT)	Rate Desc.
e/o Wilf Rd. n/o Dos Ninos Ave.	10.000	9175365	9259059	836940000	Unbundled

Agency Name	Invoice No.	Rev.	Bill Period	Page No.	Mailed On	Due On
San Diego County Water Authority	4596	0	February 2004	4 of 6	03-10-04	04-30-04

--- DELIVERIES ---

	Rate Per AF	Volume AF	Amount
Tier 1 Supply Rate	73.00	19,213.5	1,402,585.50
System Access Rate	163.00	19,213.5	3,131,800.50
Water Stewardship Rate	30.00	19,213.5	576,405.00
System Power Rate	60.00	19,213.5	1,152,810.00
Delivery Subtotal		19,213.5	6,263,601.00

--- ADJUSTMENT ---

	Rate Per AF	Volume AF	Amount
Nov 2003 adj full service to agr	326.00	-575.6	-187,645.60
Nov 2003 adj full service to agr (Escondido)	236.00	575.6	135,841.60
Nov 2003 adj full service to surface storage voided	326.00	7,942.0	2,589,092.00
Nov 2003 adj full service to surface storage	326.00	-7,839.4	-2,555,644.40
Dec 2003 adj full service to agr	326.00	-58.6	-19,103.60
Dec 2003 adj full service to agr (Poway)	236.00	58.6	13,829.60
Dec 2003 adj full service to surface storage voided	326.00	1,618.0	527,468.00
Dec 2003 adj full service to surface storage	326.00	-1,525.6	-497,345.60
Jan 2004 adj full service to agr	326.00	-264.6	-86,259.60
Jan 2004 adj full service to agr (Escondido)	236.00	264.6	62,445.60
Jan 2004 adj full service to agr	326.00	-95.4	-31,100.40
Jan 2004 adj full service to agr (Oceanside)	236.00	95.4	22,514.40
Jan 2004 adj full service to agr	326.00	-44.7	-14,572.20
Jan 2004 adj full service to agr (Olivenhain)	236.00	44.7	10,549.20
Jan 2004 adj full service to agr	326.00	-179.0	-58,354.00
Jan 2004 adj full service to agr (Ramona)	236.00	179.0	42,244.00
Jan 2004 adj full service to agr	326.00	-9.3	-3,031.80
Jan 2004 adj full service to agr (City of San Diego)	236.00	9.3	2,194.80
Jan 2004 adj full service to agr	326.00	-13.5	-4,401.00
Jan 2004 adj full service to agr (Santa Fe Irrigation)	236.00	13.5	3,186.00
Jan 2004 adj full service to agr	326.00	-13.9	-4,531.40
Jan 2004 adj full service to agr (Vista)	236.00	13.9	3,280.40
Jan 2004 adj full service to surface storage voided	326.00	11,183.0	3,645,658.00
Jan 2004 adj full service to surface storage	326.00	-10,260.0	-3,344,760.00
FEB 2004 Exchange from IID to SD	326.00	-1,666.7	-543,344.20
FEB 2004 Exchange from IID to SD (San Diego CWA)	253.00		421,675.10
Feb 2004 adj full service to surface storage	326.00	-9,091.0	-2,963,666.00
Adjustment Subtotal		-9,639.7	-2,833,781.10
SD-11 Total		9,573.8	3,429,819.90

Meter No. SD-DS1

Desalted	Constant	Previous Reading	Current Reading	Volume (CU. FT)	Rate Desc.
Desalted		N/A	N/A	N/A	Unbundled

--- ADJUSTMENT ---

	Rate Per AF	Volume AF	Amount
Feb 2004 Ippds contribution	250.00	242.8	-60,700.00
Adjustment Subtotal		242.8	-60,700.00
SD-DS1 Total		242.8	-60,700.00

Meter No. SD-GRP1

Recovered	Constant	Previous Reading	Current Reading	Volume (CU. FT)	Rate Desc.
Recovered Greenbelt		N/A	N/A	N/A	Unbundled

--- ADJUSTMENT ---

	Rate Per AF	Volume AF	Amount
FEB 2004 GRP	437.00	266.9	116,635.30
FEB 2004 GRP	687.00		-183,360.30
Adjustment Subtotal		266.9	-66,725.00

Agency Name	Invoice No.	Rev.	Bill Period	Page No.	Mailed On	Due On
San Diego County Water Authority	4596	0	February 2004	5 of 6	03-10-04	04-30-04

SD-GRP1 Total 266.9 -66,725.00

Meter No. SD-RCL1

Reclaimed	Constant	Previous Reading	Current Reading	Volume (CU. FT)	Rate Desc.
Reclaimed		N/A	N/A	N/A	Unbundled

--- ADJUSTMENT ---

	Rate Per AF	Volume AF	Amount
Jan 2004 Irp contribution	250.00	25.6	-6,400.00
Feb 2004 Irp contribution	250.00	15.6	-3,900.00
Adjustment Subtotal		41.2	-10,300.00
SD-RCL1 Total		41.2	-10,300.00

Meter No. SD-RCL10

Reclaimed	Constant	Previous Reading	Current Reading	Volume (CU. FT)	Rate Desc.
No Address 1		N/A	N/A	N/A	Unbundled

--- ADJUSTMENT ---

	Rate Per AF	Volume AF	Amount
Jan 2004 contribution	225.00	306.6	-68,985.00
Adjustment Subtotal		306.6	-68,985.00
SD-RCL10 Total		306.6	-68,985.00

Meter No. SD-RCL12

Reclaimed	Constant	Previous Reading	Current Reading	Volume (CU. FT)	Rate Desc.
Reclaimed		N/A	N/A	N/A	Unbundled

--- ADJUSTMENT ---

	Rate Per AF	Volume AF	Amount
Jan 2004 Irp contribution	250.00	27.1	-6,775.00
Feb 2004 Irp contribution	250.00	34.6	-8,650.00
Adjustment Subtotal		61.7	-15,425.00
SD-RCL12 Total		61.7	-15,425.00

Meter No. SD-RCL13

Reclaimed	Constant	Previous Reading	Current Reading	Volume (CU. FT)	Rate Desc.
Reclaimed		N/A	N/A	N/A	Unbundled

--- ADJUSTMENT ---

	Rate Per AF	Volume AF	Amount
Feb 2004 contribution	250.00	46.4	-11,600.00
Adjustment Subtotal		46.4	-11,600.00
SD-RCL13 Total		46.4	-11,600.00

Meter No. SD-RCL15

Reclaimed	Constant	Previous Reading	Current Reading	Volume (CU. FT)	Rate Desc.
Reclaimed		N/A	N/A	N/A	Unbundled

--- ADJUSTMENT ---

	Rate Per AF	Volume AF	Amount
Feb 2004 contribution	150.00	24.7	-3,705.00
Adjustment Subtotal		24.7	-3,705.00

Agency Name	Invoice No.	Rev.	Bill Period	Page No.	Mailed On	Due On
San Diego County Water Authority	4596	0	February 2004	6 of 6	03-10-04	04-30-04

SD-RCL15 Total 24.7 -3,705.00

Meter No. SD-RCL6

Reclaimed	Constant	Previous Reading	Current Reading	Volume (CU. FT)	Rate Desc.
Reclaimed		N/A	N/A	N/A	Unbundled

--- ADJUSTMENT ---

	Rate Per AF	Volume AF	Amount
Jan 2004 lrp contribution	250.00	101.3	-25,325.00
Adjustment Subtotal		<u>101.3</u>	<u>-25,325.00</u>
SD-RCL6 Total		101.3	-25,325.00

Meter No. SD-RCL8

Reclaimed	Constant	Previous Reading	Current Reading	Volume (CU. FT)	Rate Desc.
Reclaimed		N/A	N/A	N/A	Unbundled

--- ADJUSTMENT ---

	Rate Per AF	Volume AF	Amount
Jan 2004 lrp contribution	210.00	55.5	-11,655.00
Adjustment Subtotal		<u>55.5</u>	<u>-11,655.00</u>
SD-RCL8 Total		55.5	-11,655.00

Meter No. SD-RCL9

Reclaimed	Constant	Previous Reading	Current Reading	Volume (CU. FT)	Rate Desc.
Reclaimed		N/A	N/A	N/A	Unbundled

--- ADJUSTMENT ---

	Rate Per AF	Volume AF	Amount
FEB 2004 LPPRE	113.00	4.6	519.80
FEB 2004 LPPRE	267.00		-1,228.20
Adjustment Subtotal		<u>4.6</u>	<u>-708.40</u>
SD-RCL9 Total		4.6	-708.40

Meter No. SDTJ-01A

Treated Domestic	Constant	Previous Reading	Current Reading	Volume (CU. FT)	Rate Desc.
San Diego-Tijuana	1	27934553	27934553	0	Unbundled

--- DELIVERIES ---


	Rate Per AF	Volume AF	Amount
Delivery Subtotal		<u>0.0</u>	<u>0.00</u>
SDTJ-01A Total		0.0	0.00

--- OTHER CHARGES AND CREDITS ---

	Amount
Conservation Ag # 35244	-14,300.00
Conservation Ag # 39099	-19,529.50
Conservation Ag # 39103	-191,130.00
Tier 2 Surcharge	-163,652.40

VOLUME TOTAL	INVOICE TOTAL
33,848.0	\$10,432,701.20

This invoice was printed on 3/8/2004 at 12:02:21PM



MWD
 METROPOLITAN WATER DISTRICT OF SOUTHERN CALIFORNIA
 700 North Alameda Street
 Los Angeles, CA, 90012-2944

INVOICE

Billed To:
 San Diego County Water Authority



Service Address
 4677 Overland Avenue
 San Diego, Ca. 92123-1233

March 2004	Page No. 1 of 2
Mailed: 04/08/2004	Due Date: 05/28/2004
Invoice Number: 4624	Revision: 0

NOTICE

The MWD Administrative Code Section 4507 and 4508 require that payment must be made in "Good Funds" by the due date or the payment will be considered delinquent and an additional charge shall be assessed.

DELIVERIES	Volume (AF)
Total Water Treated Delivered	20,027.3
Total Water Untreated Delivered	37,221.2

SALES	Type	Volume (AF)	Rate (\$ /AF)	Total (\$)
Full Service	Tier 1 Supply Rate	40,201.0	\$73.00	\$2,934,673.00
	System Access Rate	40,201.0	\$163.00	\$6,552,763.00
	Water Stewardship Rate	40,201.0	\$30.00	\$1,206,030.00
	System Power Rate	40,201.0	\$60.00	\$2,412,060.00
	Treatment Surcharge	17,347.7	\$92.00	\$1,595,988.40
Adjust Full Service Prior Rates				
Certification(s) for 200301 to 200312 for Domestic	Treated	-15.8	\$408.00	(\$6,446.40)
Certification(s) for 199701 to 200212 for Domestic	Treated	-44.8	\$431.00	(\$19,308.80)
Certification(s) for 200301 to 200312 for Domestic	Untreated	-1,367.0	\$326.00	(\$445,642.00)
IAWP	Treated	2,740.2		\$832,414.80
	Untreated	424.2		\$100,111.20
SUBTOTAL				\$15,162,643.20

WATER MANAGEMENT	Volume (AF)	Total (\$)
Local Resource Programs	892.8	(\$214,858.00)
SUBTOTAL		(\$214,858.00)

EXCHANGES, WHEELING, AND OTHER DELIVERIES	Volume (AF)	Total (\$)
Tijuana Emergency Deliveries and Losses		
IID San Diego Exchange UnTreated	1,666.7	\$421,675.10
SUBTOTAL		\$421,675.10

OTHER CHARGES AND CREDITS	Volume (AF)	Rate (\$ /AF)	Total (\$)
Conservation Credit			(\$246,070.00)
Tier 2 Surcharge for: 2003	-1,382.8	\$81.00	(\$112,006.80)
SUBTOTAL			(\$358,076.80)

ADDITIONAL INFORMATION	Volume (AF)	Tier1 %	Peak Day	Flow (CFS)
Purchase Order Commitment (Jan 2003 to Dec 2012)	3,338,035.2			
Purchase Order Firm Delivery To Date (Jan 2003 to Dec 2012)	631,911.2			
Tier 1 Annual Limit (For Current Year)	500,705.3			
Tier 1 YTD Deliveries (For Current Year)	109,224.3	22.0		
Tier 1 Current Month Deliveries	40,201.0			
Requested Capacity				1,296.0
Annual Peak Flow			3/30/2004	1,125.7

Agency Name	Invoice No.	Rev.	Bill Period	Page No.	Mailed On	Due On
San Diego County Water Authority	4624	0	March 2004	2 of 2	04-08-04	05-28-04

INVOICE TOTAL

Volume AF
42,830.6

Amount Now Due
\$15,011,383.50

Note: Amount Due is based on highlighted fields



MWD METROPOLITAN WATER DISTRICT OF SOUTHERN CALIFORNIA 700 North Alameda Street Los Angeles, CA, 90012-2944

INVOICE DETAIL

NOTICE The MWD Administrative Code Section 4507 and 4508 require that payment must be made in "Good Funds" by the due date or the payment will be considered delinquent and an additional charge shall be assessed.

IN ACCORDANCE WITH READINGS AND BILLING DATA LISTED BELOW

Agency Name Invoice No. Rev. Bill Period Page No. Mailed On Due On San Diego County Water Authority 4624 0 March 2004 1 of 8 04-08-04 05-28-04

Meter No SD-01A

Table with 6 columns: Treated Domestic, Constant, Previous Reading, Current Reading, Volume (Cu. Ft.), Rate Desc. Row: Rainbow Cyn. Rd. e/o Frontage Rd. 1,000 14842914 14962742 119828000 Unbundled

--- DELIVERIES ---

Table with 4 columns: Rate Per AF, Volume AF, Amount. Rows: Tier 1 Supply Rate, System Access Rate, Water Stewardship Rate, System Power Rate, Treatment Surcharge, Delivery Subtotal, SD-01A Total.

Meter No SD-01B

Table with 6 columns: Treated Domestic, Constant, Previous Reading, Current Reading, Volume (Cu. Ft.), Rate Desc. Row: Rainbow Cyn. Rd. e/o Frontage Rd. 1,000 14437856 14557541 119685000 Unbundled

--- DELIVERIES ---

Table with 4 columns: Rate Per AF, Volume AF, Amount. Rows: Tier 1 Supply Rate, System Access Rate, Water Stewardship Rate, System Power Rate, Treatment Surcharge, Delivery Subtotal, SD-01B Total.

Meter No SD-02

Table with 6 columns: Treated Domestic, Constant, Previous Reading, Current Reading, Volume (Cu. Ft.), Rate Desc. Row: w/o Rainbow Glen Rd. 100 12630165 12755033 12486800 Unbundled

--- DELIVERIES ---

Table with 4 columns: Rate Per AF, Volume AF, Amount. Rows: Tier 1 Supply Rate, System Access Rate, Water Stewardship Rate, System Power Rate, Treatment Surcharge, Mar 2004, meter under 10% flow Tier 1 supply rate, Mar 2004, meter under 10% flow System access rate, Mar 2004, meter under 10% flow Water stewardship rate, Mar 2004, meter under 10% flow System power rate.

Agency Name	Invoice No.	Rev.	Bill Period	Page No.	Mailed On	Due On
San Diego County Water Authority	4624	0	March 2004	2 of 8	04-08-04	05-28-04

--- DELIVERIES ---

	Rate Per AF	Volume AF	Amount
Mar 2004, meter under 10% flow Treatment surcharge	92.00	0.4	36.80
Delivery Subtotal		287.1	120,007.80
SD-02 Total		287.1	120,007.80

Meter No SD-03

Untreated Domestic	Constant	Previous Reading	Current Reading	Volume (Cu. Ft.)	Rate Desc.
Rainbow Cyn. Rd. e/o Frontage Rd.	1.000	42016800	42702488	685688000	Unbundled

--- DELIVERIES ---

	Rate Per AF	Volume AF	Amount
Tier 1 Supply Rate	73.00	15,741.2	1,149,107.60
System Access Rate	163.00	15,741.2	2,565,815.60
Water Stewardship Rate	30.00	15,741.2	472,236.00
System Power Rate	60.00	15,741.2	944,472.00
Delivery Subtotal		15,741.2	5,131,631.20
SD-03 Total		15,741.2	5,131,631.20

Meter No SD-05

Treated Domestic	Constant	Previous Reading	Current Reading	Volume (Cu. Ft.)	Rate Desc.
s/o Reche Rd. w/o Wilt Rd.	100	2630278	2655876	2559800	Unbundled

--- DELIVERIES ---

	Rate Per AF	Volume AF	Amount
Tier 1 Supply Rate	73.00	58.8	4,292.40
System Access Rate	163.00	58.8	9,584.40
Water Stewardship Rate	30.00	58.8	1,764.00
System Power Rate	60.00	58.8	3,528.00
Treatment Surcharge	92.00	58.8	5,409.60
Delivery Subtotal		58.8	24,578.40
SD-05 Total		58.8	24,578.40

Meter No SD-07

Treated Domestic	Constant	Previous Reading	Current Reading	Volume (Cu. Ft.)	Rate Desc.
e/o Wilt Rd. n/o Dos Ninos Ave.	1.000	78834824	79425936	591112000	Unbundled

--- DELIVERIES ---

	Rate Per AF	Volume AF	Amount
Tier 1 Supply Rate	73.00	13,570.1	990,617.30
System Access Rate	163.00	13,570.1	2,211,926.30
Water Stewardship Rate	30.00	13,570.1	407,103.00
System Power Rate	60.00	13,570.1	814,206.00
Treatment Surcharge	92.00	13,570.1	1,248,449.20
Delivery Subtotal		13,570.1	5,672,301.80

--- ADJUSTMENT ---

	Rate Per AF	Volume AF	Amount
Jun 2000 Adj Full Service to AGR	431.00	-4,288.9	-1,848,515.90
Jun 2000 Adj Full Service to AGR (Valley Center)	294.00	4,288.9	1,260,936.60
Jun 2000 Adj Full Service to AGR Voided	431.00	4,287.1	1,847,740.10
Jun 2000 Adj Full Service to AGR Voided (Valley Center)	294.00	-4,287.1	-1,260,407.40
Jul 2000 Adj Full Service to AGR Voided	431.00	4,696.0	2,023,976.00
Jul 2000 Adj Full Service to AGR Voided (Valley Center)	294.00	-4,696.0	-1,380,624.00
Jul 2000 Adj Full Service to AGR	431.00	-4,698.6	-2,025,096.60
Jul 2000 Adj Full Service to AGR (Valley Center)	294.00	4,698.6	1,381,388.40
Aug 2000 Adj Full Service to AGR Voided	431.00	5,157.2	2,222,753.20
Aug 2000 Adj Full Service to AGR Voided (Valley Center)	294.00	-5,157.2	-1,516,216.80

Agency Name	Invoice No.	Rev	Bill Period	Page No.	Mailed On	Due On
San Diego County Water Authority	4624	0	March 2004	3 of 8	04-08-04	05-28-04

--- ADJUSTMENT ---

	Rate Per AF	Volume AF	Amount
Aug 2000 Adj Full Service to AGR	431.00	-5,160.4	-2,224,132.40
Aug 2000 Adj Full Service to AGR (Valley Center)	294.00	5,160.4	1,517,157.60
Sep 2000 Adj Full Service to AGR Voided	431.00	4,589.8	1,978,203.80
Sep 2000 Adj Full Service to AGR Voided (Valley Center)	294.00	-4,589.8	-1,349,401.20
Sep 2000 Adj Full Service to AGR	431.00	-4,592.1	-1,979,195.10
Sep 2000 Adj Full Service to AGR (Valley Center)	294.00	4,592.1	1,350,077.40
Oct 2000 Adj Full Service to AGR Voided	431.00	3,134.0	1,350,754.00
Oct 2000 Adj Full Service to AGR Voided (Valley Center)	294.00	-3,134.0	-921,396.00
Oct 2000 Adj Full Service to AGR	431.00	-3,135.1	-1,351,228.10
Oct 2000 Adj Full Service to AGR (Valley Center)	294.00	3,135.1	921,719.40
Nov 2000 Adj Full Service to AGR Voided	431.00	2,475.9	1,067,112.90
Nov 2000 Adj Full Service to AGR Voided (Valley Center)	294.00	-2,475.9	-727,914.60
Nov 2000 Adj Full Service to AGR	431.00	-2,476.8	-1,067,500.80
Nov 2000 Adj Full Service to AGR (Valley Center)	294.00	2,476.8	728,179.20
Dec 2000 Adj Full Service to AGR Voided	431.00	3,187.1	1,373,640.10
Dec 2000 Adj Full Service to AGR Voided (Valley Center)	294.00	-3,187.1	-937,007.40
Dec 2000 Adj Full Service to AGR	431.00	-3,188.3	-1,374,157.30
Dec 2000 Adj Full Service to AGR (Valley Center)	294.00	3,188.3	937,360.20
Jan 2001 Adj Full Service to AGR Voided	431.00	1,354.4	583,746.40
Jan 2001 Adj Full Service to AGR Voided (Valley Center)	294.00	-1,354.4	-398,193.60
Jan 2001 Adj Full Service to AGR	431.00	-1,355.4	-584,177.40
Jan 2001 Adj Full Service to AGR (Valley Center)	294.00	1,355.4	398,487.60
May 2001 Adj Full Service to AGR Voided	431.00	3,592.9	1,548,539.90
May 2001 Adj Full Service to AGR Voided (Valley Center)	294.00	-3,592.9	-1,056,312.60
May 2001 Adj Full Service to AGR	431.00	-3,594.1	-1,549,057.10
May 2001 Adj Full Service to AGR (Valley Center)	294.00	3,594.1	1,056,665.40
Jun 2001 Adj Full Service to AGR Voided	431.00	4,180.5	1,801,795.50
Jun 2001 Adj Full Service to AGR Voided (Valley Center)	294.00	-4,180.5	-1,229,067.00
Jun 2001 Adj Full Service to AGR	431.00	-4,182.5	-1,802,657.50
Jun 2001 Adj Full Service to AGR (Valley Center)	294.00	4,182.5	1,229,655.00
Jul 2001 Adj Full Service to AGR Voided	431.00	4,412.4	1,901,744.40
Jul 2001 Adj Full Service to AGR Voided (Valley Center)	294.00	-4,412.4	-1,297,245.60
Jul 2001 Adj Full Service to AGR	431.00	-4,414.2	-1,902,520.20
Jul 2001 Adj Full Service to AGR (Valley Center)	294.00	4,414.2	1,297,774.80
Aug 2001 Adj Full Service to AGR Voided	431.00	4,774.9	2,057,981.90
Aug 2001 Adj Full Service to AGR Voided (Valley Center)	294.00	-4,774.9	-1,403,820.60
Aug 2001 Adj Full Service to AGR	431.00	-4,777.6	-2,059,145.60
Aug 2001 Adj Full Service to AGR (Valley Center)	294.00	4,777.6	1,404,614.40
Sep 2001 Adj Full Service to AGR Voided	431.00	4,030.8	1,737,274.80
Sep 2001 Adj Full Service to AGR Voided (Valley Center)	294.00	-4,030.8	-1,185,055.20
Sep 2001 Adj Full Service to AGR	431.00	-4,032.3	-1,737,921.30
Sep 2001 Adj Full Service to AGR (Valley Center)	294.00	4,032.3	1,185,496.20
Oct 2001 Adj Full Service to AGR Voided	431.00	4,073.9	1,755,850.90
Oct 2001 Adj Full Service to AGR Voided (Valley Center)	294.00	-4,073.9	-1,197,726.60
Oct 2001 Adj Full Service to AGR	431.00	-4,075.2	-1,756,411.20
Oct 2001 Adj Full Service to AGR (Valley Center)	294.00	4,075.2	1,198,108.80
Nov 2001 Adj Full Service to AGR Voided	431.00	2,350.5	1,013,065.50
Nov 2001 Adj Full Service to AGR Voided (Valley Center)	294.00	-2,350.5	-691,047.00
Nov 2001 Adj Full Service to AGR	431.00	-2,351.0	-1,013,281.00
Nov 2001 Adj Full Service to AGR (Valley Center)	294.00	2,351.0	691,194.00
Dec 2001 Adj Full Service to AGR Voided	431.00	1,070.1	461,213.10
Dec 2001 Adj Full Service to AGR Voided (Valley Center)	294.00	-1,070.1	-314,609.40
Dec 2001 Adj Full Service to AGR	431.00	-1,070.3	-461,299.30
Dec 2001 Adj Full Service to AGR (Valley Center)	294.00	1,070.3	314,668.20
Jan 2002 Adj Full Service to AGR Voided	431.00	2,484.9	1,070,991.90
Jan 2002 Adj Full Service to AGR Voided (Valley Center)	294.00	-2,484.9	-730,560.60
Jan 2002 Adj Full Service to AGR	431.00	-2,485.5	-1,071,250.50
Jan 2002 Adj Full Service to AGR (Valley Center)	294.00	2,485.5	730,737.00
Feb 2002 Adj Full Service to AGR Voided	431.00	2,680.8	1,155,424.80
Feb 2002 Adj Full Service to AGR Voided (Valley Center)	294.00	-2,680.8	-788,155.20
Feb 2002 Adj Full Service to AGR	431.00	-2,681.7	-1,155,812.70
Feb 2002 Adj Full Service to AGR (Valley Center)	294.00	2,681.7	788,419.80
Mar 2002 Adj Full Service to AGR Voided	431.00	2,646.4	1,140,598.40

Agency Name	Invoice No.	Rev	Bill Period	Page No.	Mailed On	Due On
San Diego County Water Authority	4624	0	March 2004	4 of 8	04-08-04	05-28-04

--- ADJUSTMENT ---

	Rate Per AF	Volume AF	Amount
Mar 2002 Adj Full Service to AGR Voided (Valley Center)	294.00	-2,646.4	-778,041.60
Mar 2002 Adj Full Service to AGR	431.00	-2,647.3	-1,140,986.30
Mar 2002 Adj Full Service to AGR (Valley Center)	294.00	2,647.3	778,306.20
Apr 2002 Adj Full Service to AGR Voided	431.00	2,930.7	1,263,131.70
Apr 2002 Adj Full Service to AGR Voided (Valley Center)	294.00	-2,930.7	-861,625.80
Apr 2002 Adj Full Service to AGR	431.00	-2,932.1	-1,263,735.10
Apr 2002 Adj Full Service to AGR (Valley Center)	294.00	2,932.1	862,037.40
May 2002 Adj Full Service to AGR Voided	431.00	3,836.6	1,653,574.60
May 2002 Adj Full Service to AGR Voided (Valley Center)	294.00	-3,836.6	-1,127,960.40
May 2002 Adj Full Service to AGR	431.00	-3,838.5	-1,654,393.50
May 2002 Adj Full Service to AGR (Valley Center)	294.00	3,838.5	1,128,519.00
Jun 2002 Adj Full Service to AGR Voided	431.00	4,284.3	1,846,533.30
Jun 2002 Adj Full Service to AGR Voided (Valley Center)	294.00	-4,284.3	-1,259,584.20
Jun 2002 Adj Full Service to AGR	431.00	-4,285.8	-1,847,179.80
Jun 2002 Adj Full Service to AGR (Valley Center)	294.00	4,285.8	1,260,025.20
Jul 2002 Adj Full Service to AGR Voided	431.00	4,702.9	2,026,949.90
Jul 2002 Adj Full Service to AGR Voided (Valley Center)	294.00	-4,702.9	-1,382,652.60
Jul 2002 Adj Full Service to AGR	431.00	-4,705.8	-2,028,199.80
Jul 2002 Adj Full Service to AGR (Valley Center)	294.00	4,705.8	1,383,505.20
Aug 2002 Adj Full Service to AGR Voided	431.00	4,741.2	2,043,457.20
Aug 2002 Adj Full Service to AGR Voided (Valley Center)	294.00	-4,741.2	-1,393,912.80
Aug 2002 Adj Full Service to AGR	431.00	-4,744.2	-2,044,750.20
Aug 2002 Adj Full Service to AGR (Valley Center)	294.00	4,744.2	1,394,794.80
Sep 2002 Adj Full Service to AGR Voided	431.00	4,618.8	1,990,702.80
Sep 2002 Adj Full Service to AGR Voided (Valley Center)	294.00	-4,618.8	-1,357,927.20
Sep 2002 Adj Full Service to AGR	431.00	-4,621.7	-1,991,952.70
Sep 2002 Adj Full Service to AGR (Valley Center)	294.00	4,621.7	1,358,779.80
Oct 2002 Adj Full Service to AGR Voided	431.00	3,648.9	1,572,675.90
Oct 2002 Adj Full Service to AGR Voided (Valley Center)	294.00	-3,648.9	-1,072,776.60
Oct 2002 Adj Full Service to AGR	431.00	-3,650.6	-1,573,408.60
Oct 2002 Adj Full Service to AGR (Valley Center)	294.00	3,650.6	1,073,276.40
Nov 2002 Adj Full Service to AGR Voided	431.00	2,352.8	1,014,056.80
Nov 2002 Adj Full Service to AGR Voided (Valley Center)	294.00	-2,352.8	-691,723.20
Nov 2002 Adj Full Service to AGR	431.00	-2,353.7	-1,014,444.70
Nov 2002 Adj Full Service to AGR (Valley Center)	294.00	2,353.7	691,987.80
Dec 2002 Adj Full Service to AGR Voided	431.00	1,354.7	583,875.70
Dec 2002 Adj Full Service to AGR Voided (Valley Center)	294.00	-1,354.7	-398,281.80
Dec 2002 Adj Full Service to AGR	431.00	-1,355.6	-584,263.60
Dec 2002 Adj Full Service to AGR (Valley Center)	294.00	1,355.6	398,546.40
Jan 2003 Adj Full Service to AGR Voided	408.00	2,462.8	1,004,822.40
Jan 2003 Adj Full Service to AGR Voided (Valley Center)	294.00	-2,462.8	-724,063.20
Jan 2003 Adj Full Service to AGR	408.00	-2,464.3	-1,005,434.40
Jan 2003 Adj Full Service to AGR (Valley Center)	294.00	2,464.3	724,504.20
Feb 2003 Adj Full Service to AGR Voided	408.00	1,182.6	482,500.80
Feb 2003 Adj Full Service to AGR Voided (Valley Center)	294.00	-1,182.6	-347,684.40
Feb 2003 Adj Full Service to AGR	408.00	-1,183.3	-482,786.40
Feb 2003 Adj Full Service to AGR (Valley Center)	294.00	1,183.3	347,890.20
Apr 2003 Adj Full Service to AGR Voided	408.00	1,981.5	808,452.00
Apr 2003 Adj Full Service to AGR Voided (Valley Center)	294.00	-1,981.5	-582,561.00
Apr 2003 Adj Full Service to AGR	408.00	-1,982.3	-808,778.40
Apr 2003 Adj Full Service to AGR (Valley Center)	294.00	1,982.3	582,796.20
May 2003 Adj Full Service to AGR Voided	408.00	2,927.5	1,194,420.00
May 2003 Adj Full Service to AGR Voided (Valley Center)	294.00	-2,927.5	-860,685.00
May 2003 Adj Full Service to AGR	408.00	-2,931.7	-1,196,133.60
May 2003 Adj Full Service to AGR (Valley Center)	294.00	2,931.7	861,919.80
Jun 2003 Adj Full Service to AGR Voided	408.00	3,266.1	1,332,568.80
Jun 2003 Adj Full Service to AGR Voided (Valley Center)	294.00	-3,266.1	-960,233.40
Jun 2003 Adj Full Service to AGR	408.00	-3,268.1	-1,333,384.80
Jun 2003 Adj Full Service to AGR (Valley Center)	294.00	3,268.1	960,821.40
Jul 2003 Adj Full Service to AGR Voided	408.00	4,801.4	1,958,971.20
Jul 2003 Adj Full Service to AGR Voided (Valley Center)	294.00	-4,801.4	-1,411,611.60
Jul 2003 Adj Full Service to AGR	408.00	-4,804.5	-1,960,236.00
Jul 2003 Adj Full Service to AGR (Valley Center)	294.00	4,804.5	1,412,523.00

Agency Name	Invoice No.	Rev	Bill Period	Page No.	Mailed On	Due On
San Diego County Water Authority	4624	0	March 2004	5 of 8	04-08-04	05-28-04

--- ADJUSTMENT ---

	Rate Per AF	Volume AF	Amount
Aug 2003 Adj Full Service to AGR Voided	408.00	5,076.5	2,071,212.00
Aug 2003 Adj Full Service to AGR Voided (Valley Center)	294.00	-5,076.5	-1,492,491.00
Aug 2003 Adj Full Service to AGR	408.00	-5,078.1	-2,071,864.80
Aug 2003 Adj Full Service to AGR (Valley Center)	294.00	5,078.1	1,492,961.40
Sep 2003 Adj Full Service to AGR Voided	408.00	4,573.1	1,865,824.80
Sep 2003 Adj Full Service to AGR Voided (Valley Center)	294.00	-4,573.1	-1,344,491.40
Sep 2003 Adj Full Service to AGR	408.00	-4,575.0	-1,866,600.00
Sep 2003 Adj Full Service to AGR (Valley Center)	294.00	4,575.0	1,345,050.00
Jan 2004 Adj Full Service to AGR	418.00	-56.7	-23,700.60
Jan 2004 Adj Full Service to AGR (Rincon)	304.00	56.7	17,236.80
Jan 2004 Adj Full Service to AGR	418.00	-2.8	-1,170.40
Jan 2004 Adj Full Service to AGR (Padre Dam)	304.00	2.8	851.20
Feb 2004 Adj Full Service to AGR	418.00	-47.7	-19,938.60
Feb 2004 Adj Full Service to AGR (Carlsbad Municipal)	304.00	47.7	14,500.80
Feb 2004 Adj Full Service to AGR	418.00	-312.1	-130,457.80
Feb 2004 Adj Full Service to AGR (Fallbrook)	304.00	312.1	94,878.40
Feb 2004 Adj Full Service to AGR	418.00	-17.2	-7,189.60
Feb 2004 Adj Full Service to AGR (Oceanside)	304.00	17.2	5,228.80
Feb 2004 Adj Full Service to AGR	418.00	-12.1	-5,057.80
Feb 2004 Adj Full Service to AGR (Olivenhain)	304.00	12.1	3,678.40
Feb 2004 Adj Full Service to AGR	418.00	-3.1	-1,295.80
Feb 2004 Adj Full Service to AGR (Otay)	304.00	3.1	942.40
Feb 2004 Adj Full Service to AGR	418.00	-99.7	-41,674.60
Feb 2004 Adj Full Service to AGR (Padre Dam)	304.00	99.7	30,308.80
Feb 2004 Adj Full Service to AGR	418.00	-827.8	-346,020.40
Feb 2004 Adj Full Service to AGR (Rainbow)	304.00	827.8	251,651.20
Feb 2004 Adj Full Service to AGR	418.00	-25.6	-10,700.80
Feb 2004 Adj Full Service to AGR (Ramona)	304.00	25.6	7,782.40
Feb 2004 Adj Full Service to AGR	418.00	-35.7	-14,922.60
Feb 2004 Adj Full Service to AGR (Rincon)	304.00	35.7	10,852.80
Feb 2004 Adj Full Service to AGR	418.00	-0.4	-167.20
Feb 2004 Adj Full Service to AGR (City of San Diego)	304.00	0.4	121.60
Feb 2004 Adj Full Service to AGR	418.00	-124.1	-51,873.80
Feb 2004 Adj Full Service to AGR (Vallecitos)	304.00	124.1	37,726.40
Feb 2004 Adj Full Service to AGR	418.00	-1,042.2	-435,639.60
Feb 2004 Adj Full Service to AGR (Valley Center)	304.00	1,042.2	316,828.80
Feb 2004 Adj Full Service to AGR	418.00	-7.3	-3,051.40
Feb 2004 Adj Full Service to AGR (Vista)	304.00	7.3	2,219.20
Feb 2004 Adj Full Service to AGR	418.00	-65.1	-27,211.80
Feb 2004 Adj Full Service to AGR (Yuima)	304.00	65.1	19,790.40
Adjustment Subtotal		0.0	-313,413.20
SD-07 Total		13,570.1	5,358,888.60

Meter No SD-08

Treated Domestic	Constant	Previous Reading	Current Reading	Volume (Cu. Ft.)	Rate Desc
n/o Red Mtn. n/o Mission Rd.	100	22700512	22879440	17892800	Unbundled

--- DELIVERIES ---

	Rate Per AF	Volume AF	Amount
Tier 1 Supply Rate	73.00	410.8	29,988.40
System Access Rate	163.00	410.8	66,960.40
Water Stewardship Rate	30.00	410.8	12,324.00
System Power Rate	60.00	410.8	24,648.00
Treatment Surcharge	92.00	410.8	37,793.60
Delivery Subtotal		410.8	171,714.40
SD-08 Total		410.8	171,714.40

Agency Name	Invoice No.	Rev.	Bill Period	Page No.	Mailed On	Due On
San Diego County Water Authority	4624	0	March 2004	6 of 8	04-08-04	05-28-04

Meter No SD-09

Treated Domestic	Constant	Previous Reading	Current Reading	Volume (Cu. Ft.)	Rate Desc.
w/o Rainbow Glen Rd. n/o Red Mtn.	100	4875310	4963320	8801000	Unbundled

--- DELIVERIES ---

	Rate Per AF	Volume AF	Amount
Tier 1 Supply Rate	73.00	202.0	14,746.00
System Access Rate	163.00	202.0	32,926.00
Water Stewardship Rate	30.00	202.0	6,060.00
System Power Rate	60.00	202.0	12,120.00
Treatment Surcharge	92.00	202.0	18,584.00
Delivery Subtotal		202.0	84,436.00
SD-09 Total		202.0	84,436.00

Meter No SD-11

Untreated Domestic	Constant	Previous Reading	Current Reading	Volume (Cu. Ft.)	Rate Desc.
e/o Wilt Rd. n/o Dos Ninos Ave.	10,000	9259059	9352626	935670000	Unbundled

--- DELIVERIES ---

	Rate Per AF	Volume AF	Amount
Tier 1 Supply Rate	73.00	21,480.0	1,568,040.00
System Access Rate	163.00	21,480.0	3,501,240.00
Water Stewardship Rate	30.00	21,480.0	644,400.00
System Power Rate	60.00	21,480.0	1,288,800.00
Delivery Subtotal		21,480.0	7,002,480.00

--- ADJUSTMENT ---

	Rate Per AF	Volume AF	Amount
Oct 2003 Adj Full Service to Surface Storage Voided	326.00	2,006.0	653,956.00
Oct 2003 Adj Full Service to Surface Storage Voided	326.00	500.0	163,000.00
Oct 2003 Adj Full Service to Surface Storage	326.00	-1,837.0	-598,862.00
Oct 2003 Adj Full Service to Surface Storage	326.00	-1,554.0	-506,604.00
Nov 2003 Adj Full Service to Surface Storage Voided	326.00	7,839.4	2,555,644.40
Nov 2003 Adj Full Service to Surface Storage	326.00	-8,999.4	-2,933,804.40
Dec 2003 Adj Full Service to Surface Storage Voided	326.00	1,525.6	497,345.60
Dec 2003 Adj Full Service to Surface Storage	326.00	-847.6	-276,317.60
Jan 2004 Adj Full Service to Surface Storage Voided	326.00	10,260.0	3,344,760.00
Jan 2004 Adj Full Service to Surface Storage	326.00	-10,575.0	-3,447,450.00
Feb 2004 Adj Full Service to AGR	326.00	-196.4	-64,026.40
Feb 2004 Adj Full Service to AGR (Escondido)	236.00	196.4	46,350.40
Feb 2004 Adj Full Service to AGR	326.00	-74.6	-24,319.60
Feb 2004 Adj Full Service to AGR (Oceanside)	236.00	74.6	17,605.60
Feb 2004 Adj Full Service to AGR	326.00	-49.4	-16,104.40
Feb 2004 Adj Full Service to AGR (Olivenhain)	236.00	49.4	11,658.40
Feb 2004 Adj Full Service to AGR	326.00	-74.4	-24,254.40
Feb 2004 Adj Full Service to AGR (Ramona)	236.00	74.4	17,558.40
Feb 2004 Adj Full Service to AGR	326.00	-11.3	-3,683.80
Feb 2004 Adj Full Service to AGR (City of San Diego)	236.00	11.3	2,666.80
Feb 2004 Adj Full Service to AGR	326.00	-7.0	-2,282.00
Feb 2004 Adj Full Service to AGR (Santa Fe Irrigation)	236.00	7.0	1,652.00
Feb 2004 Adj Full Service to AGR	326.00	-11.1	-3,618.60
Feb 2004 Adj Full Service to AGR (Vista)	236.00	11.1	2,619.60
Feb 2004 Adj Full Service to Surface Storage Voided	326.00	9,091.0	2,963,666.00
Feb 2004 Adj Full Service to Surface Storage	326.00	-10,762.0	-3,508,412.00
Mar 2004 Adj EXCH From IID to SDCWA	326.00	-1,666.7	-543,344.20
Mar 2004 Adj EXCH From IID to SDCWA (San Diego CWA)	253.00		421,675.10
Mar 2004 Adj Full Service to Surface Storage	326.00	-10,291.0	-3,354,866.00
Adjustment Subtotal		-15,310.7	-4,607,791.10
SD-11 Total		6,169.3	2,394,688.90

Agency Name	Invoice No.	Rev.	Bill Period	Page No.	Mailed On	Due On
San Diego County Water Authority	4624	0	March 2004	7 of 8	04-08-04	05-28-04

Meter No SD-DS1

Desalted	Constant	Previous Reading	Current Reading	Volume (Cu. Ft.)	Rate Desc.
Desalted		N/A	N/A	N/A	Unbundled

--- ADJUSTMENT ---

	Rate Per AF	Volume AF	Amount
Mar 2004 LPPDS Contribution	250.00	285.1	-71,275.00
Adjustment Subtotal		285.1	-71,275.00
SD-DS1 Total		285.1	-71,275.00

Meter No SD-GRP1

Recovered	Constant	Previous Reading	Current Reading	Volume (Cu. Ft.)	Rate Desc.
Recovered Greenbelt		N/A	N/A	N/A	Unbundled

--- ADJUSTMENT ---

	Rate Per AF	Volume AF	Amount
Mar 2004 GRP	437.00	275.1	120,218.70
Mar 2004 GRP	687.00		-188,993.70
Adjustment Subtotal		275.1	-68,775.00
SD-GRP1 Total		275.1	-68,775.00

Meter No SD-RCL1

Reclaimed	Constant	Previous Reading	Current Reading	Volume (Cu. Ft.)	Rate Desc.
Reclaimed		N/A	N/A	N/A	Unbundled

--- ADJUSTMENT ---

	Rate Per AF	Volume AF	Amount
Mar 2004 LRP Contribution	250.00	23.4	-5,850.00
Adjustment Subtotal		23.4	-5,850.00
SD-RCL1 Total		23.4	-5,850.00

Meter No SD-RCL10

Reclaimed	Constant	Previous Reading	Current Reading	Volume (Cu. Ft.)	Rate Desc.
No Address 1		N/A	N/A	N/A	Unbundled

--- ADJUSTMENT ---

	Rate Per AF	Volume AF	Amount
Feb 2004 Contribution	225.00	158.8	-35,730.00
Adjustment Subtotal		158.8	-35,730.00
SD-RCL10 Total		158.8	-35,730.00

Meter No SD-RCL15

Reclaimed	Constant	Previous Reading	Current Reading	Volume (Cu. Ft.)	Rate Desc.
Reclaimed		N/A	N/A	N/A	Unbundled

--- ADJUSTMENT ---

	Rate Per AF	Volume AF	Amount
Mar 2004 Contribution	150.00	13.4	-2,010.00
Adjustment Subtotal		13.4	-2,010.00
SD-RCL15 Total		13.4	-2,010.00

Agency Name	Invoice No.	Rev.	Bill Period	Page No.	Mailed On	Due On
San Diego County Water Authority	4624	0	March 2004	8 of 8	04-08-04	05-28-04

Meter No SD-RCL6

Reclaimed	Constant	Previous Reading	Current Reading	Volume (Cu. Ft.)	Rate Desc.
Reclaimed		N/A	N/A	N/A	Unbundled

--- ADJUSTMENT ---

	Rate Per AF	Volume AF	Amount
Feb 2004 LRP Contribution	250.00	84.3	-21,075.00
Adjustment Subtotal		<u>84.3</u>	<u>-21,075.00</u>
SD-RCL6 Total		84.3	-21,075.00

Meter No SD-RCL8

Reclaimed	Constant	Previous Reading	Current Reading	Volume (Cu. Ft.)	Rate Desc.
Reclaimed		N/A	N/A	N/A	Unbundled

--- ADJUSTMENT ---

	Rate Per AF	Volume AF	Amount
Feb 2004 LRP Contribution	210.00	36.2	-7,602.00
Adjustment Subtotal		<u>36.2</u>	<u>-7,602.00</u>
SD-RCL8 Total		36.2	-7,602.00

Meter No SD-RCL9

Reclaimed	Constant	Previous Reading	Current Reading	Volume (Cu. Ft.)	Rate Desc.
		N/A	N/A	N/A	Unbundled

--- ADJUSTMENT ---

	Rate Per AF	Volume AF	Amount
Mar 2004 LPPRE	113.00	16.5	1,864.50
Mar 2004 LPPRE	267.00		-4,405.50
Adjustment Subtotal		<u>16.5</u>	<u>-2,541.00</u>
SD-RCL9 Total		16.5	-2,541.00

Meter No SDTJ-01A

Treated Domestic	Constant	Previous Reading	Current Reading	Volume (Cu. Ft.)	Rate Desc.
San Diego-Tijuana	1	27934553	27934553	0	Unbundled

--- DELIVERIES ---

	Rate Per AF	Volume AF	Amount
Delivery Subtotal		<u>0.0</u>	<u>0.00</u>
SDTJ-01A Total		0.0	0.00

--- OTHER CHARGES AND CREDITS ---

	Amount
Conservation Ag.# 55346	-246,070.00
Tier 2 Surcharge	-112,006.80

VOLUME TOTAL	INVOICE TOTAL
42,830.6	\$15,011,383.50

This invoice was printed on 4/7/2004 at 2:13:13PM

**MWD**

METROPOLITAN WATER DISTRICT OF SOUTHERN CALIFORNIA

700 North Alameda Street

Los Angeles, CA, 90012-2944

INVOICE**Billed To:**

San Diego County Water Authority

**Service Address**4677 Overland Avenue
San Diego, Ca. 92123-1233

April 2004	Page No. 1 of 2
Mailed: 05/10/2004	Due Date: 06/30/2004
Invoice Number: 4652	Revision: 0

NOTICE

The MWD Administrative Code Section 4507 and 4508 require that payment must be made in "Good Funds" by the due date or the payment will be considered delinquent and an additional charge shall be assessed.

DELIVERIES

	Volume (AF)
Total Water Treated Delivered	22,981.1
Total Water Untreated Delivered	38,120.8

SALES

	Type	Volume (AF)	Rate (\$ /AF)	Total (\$)
Full Service	Tier 1 Supply Rate	46,452.4	\$73.00	\$3,391,025.20
	System Access Rate	46,452.4	\$163.00	\$7,571,741.20
	Water Stewardship Rate	46,452.4	\$30.00	\$1,393,572.00
	System Power Rate	46,452.4	\$60.00	\$2,787,144.00
	Treatment Surcharge	18,045.4	\$92.00	\$1,660,176.80
Adjust Full Service Prior Rates				
Certification(s) for 200301 to 200312 for Domestic	Treated	-528.2	\$408.00	(\$214,689.60)
	Untreated	4,649.9	\$326.00	\$1,515,867.40
IAWP	Treated	5,461.9		\$1,655,155.60
	Untreated	573.3		\$135,298.80
SUBTOTAL				\$19,895,291.40

WATER MANAGEMENT

	Volume (AF)	Total (\$)
Local Resource Programs	1,134.9	(\$272,985.10)
SUBTOTAL		(\$272,985.10)

EXCHANGES, WHEELING, AND OTHER DELIVERIES

Tijuana Emergency Deliveries and Losses		
IID San Diego Exchange UnTreated	1,666.6	\$421,649.80
		\$421,649.80

OTHER CHARGES AND CREDITS

		Rate (\$ /AF)	
Conservation Credit			(\$478,380.00)
Tier 2 Surcharge for: 2003	4,123.7	\$81.00	\$334,019.70
Readiness To Serve Charge(Payment Schedule: S)			\$5,087,118.00
Capacity Charge(Payment Schedule: S)			\$3,952,800.00
SUBTOTAL			\$8,895,557.70

ADDITIONAL INFORMATION

	Volume (AF)	Tier1 %	Peak Day	Flow (CFS)
Purchase Order Commitment (Jan 2003 to Dec 2012)	3,338,035.2			
Purchase Order Firm Delivery To Date (Jan 2003 to Dec 2012)	682,487.3			
Tier 1 Annual Limit (For Current Year)	500,705.3			
Tier 1 YTD Deliveries (For Current Year)	155,676.7	31.0		
Tier 1 Current Month Deliveries	46,452.4			
Requested Capacity				1,296.0
Annual Peak Flow			4/28/2004	1,204.4
Summer Peak Flow			5/4/2004	1,373.5

MWD2010-00274679

Agency Name	Invoice No.	Rev.	Bill Period	Page No.	Mailed On	Due On
San Diego County Water Authority	4652	0	April 2004	2 of 2	05-10-04	06-30-04

INVOICE TOTAL

Volume AF
57,746.2

Amount Now Due
\$28,939,513.80

Note: Amount Due is based on highlighted fields.



MWD
 METROPOLITAN WATER DISTRICT OF SOUTHERN CALIFORNIA
 700 North Alameda Street
 Los Angeles, CA, 90012-2944

INVOICE DETAIL

NOTICE

The MWD Administrative Code Section 4507 and 4508 require that payment must be made in "Good Funds" by the due date or the payment will be considered delinquent and an additional charge shall be assessed.

IN ACCORDANCE WITH READINGS AND BILLING DATA LISTED BELOW

Agency Name	Invoice No.	Rev.	Bill Period	Page No.	Mailed On	Due On
San Diego County Water Authority	4652	0	April 2004	1 of 7	05-10-04	06-30-04

Meter No SD-01A

Treated Domestic	Constant	Previous Reading	Current Reading	Volume (Cu. Ft.)	Rate Desc.
Rainbow Cyn. Rd. e/o Frontage Rd.	1,000	14962742	15120243	157501000	Unbundled

--- DELIVERIES ---				Rate Per AF	Volume AF	Amount
Tier 1 Supply Rate				73.00	3,615.7	263,946.10
System Access Rate				163.00	3,615.7	589,359.10
Water Stewardship Rate				30.00	3,615.7	108,471.00
System Power Rate				60.00	3,615.7	216,942.00
Treatment Surcharge				92.00	3,615.7	332,644.40
Delivery Subtotal					3,615.7	1,511,362.60
SD-01A Total					3,615.7	1,511,362.60

Meter No SD-01B

Treated Domestic	Constant	Previous Reading	Current Reading	Volume (Cu. Ft.)	Rate Desc.
Rainbow Cyn. Rd. e/o Frontage Rd.	1,000	14557541	14714385	156844000	Unbundled

--- DELIVERIES ---				Rate Per AF	Volume AF	Amount
Tier 1 Supply Rate				73.00	3,600.6	262,843.80
System Access Rate				163.00	3,600.6	586,897.80
Water Stewardship Rate				30.00	3,600.6	108,018.00
System Power Rate				60.00	3,600.6	216,036.00
Treatment Surcharge				92.00	3,600.6	331,255.20
Delivery Subtotal					3,600.6	1,505,050.80
SD-01B Total					3,600.6	1,505,050.80

Meter No SD-02

Treated Domestic	Constant	Previous Reading	Current Reading	Volume (Cu. Ft.)	Rate Desc.
w/o Rainbow Glen Rd.	100	12755033	12907388	15235500	Unbundled

--- DELIVERIES ---				Rate Per AF	Volume AF	Amount
Tier 1 Supply Rate				73.00	349.8	25,535.40
System Access Rate				163.00	349.8	57,017.40
Water Stewardship Rate				30.00	349.8	10,494.00
System Power Rate				60.00	349.8	20,988.00
Treatment Surcharge				92.00	349.8	32,181.60
Apr 2004, meter under 10% flow	Tier 1 supply rate			73.00	0.7	51.10
Apr 2004, meter under 10% flow	System access rate			163.00	0.7	114.10
Apr 2004, meter under 10% flow	Water stewardship rate			30.00	0.7	21.00
Apr 2004, meter under 10% flow	System power rate			60.00	0.7	42.00

Agency Name	Invoice No.	Rev.	Bill Period	Page No.	Mailed On	Due On
San Diego County Water Authority	4652	0	April 2004	2 of 7	05-10-04	06-30-04

--- DELIVERIES ---

	Rate Per AF	Volume AF	Amount
Apr 2004, meter under 10% flow Treatment surcharge	92.00	0.7	64.40
Delivery Subtotal		350.5	146,509.00
SD-02 Total		350.5	146,509.00

Meter No SD-03

Untreated Domestic	Constant	Previous Reading	Current Reading	Volume (Cu. Ft.)	Rate Desc.
Rainbow Cyn. Rd. e/o Frontage Rd.	1.000	42702488	43430688	728200000	Unbundled

--- DELIVERIES ---

	Rate Per AF	Volume AF	Amount
Tier 1 Supply Rate	73.00	16,717.2	1,220,355.60
System Access Rate	163.00	16,717.2	2,724,903.60
Water Stewardship Rate	30.00	16,717.2	501,516.00
System Power Rate	60.00	16,717.2	1,003,032.00
Delivery Subtotal		16,717.2	5,449,807.20
SD-03 Total		16,717.2	5,449,807.20

Meter No SD-05

Treated Domestic	Constant	Previous Reading	Current Reading	Volume (Cu. Ft.)	Rate Desc.
s/o Reche Rd. w/o Wilt Rd.	100	2655876	2736093	8021700	Unbundled

--- DELIVERIES ---

	Rate Per AF	Volume AF	Amount
Tier 1 Supply Rate	73.00	184.2	13,446.60
System Access Rate	163.00	184.2	30,024.60
Water Stewardship Rate	30.00	184.2	5,526.00
System Power Rate	60.00	184.2	11,052.00
Treatment Surcharge	92.00	184.2	16,946.40
Delivery Subtotal		184.2	76,995.60
SD-05 Total		184.2	76,995.60

Meter No SD-07

Treated Domestic	Constant	Previous Reading	Current Reading	Volume (Cu. Ft.)	Rate Desc.
e/o Wilt Rd. n/o Dos Ninos Ave.	1.000	79425936	80059288	633352000	Unbundled

--- DELIVERIES ---

	Rate Per AF	Volume AF	Amount
Tier 1 Supply Rate	73.00	14,539.8	1,061,405.40
System Access Rate	163.00	14,539.8	2,369,987.40
Water Stewardship Rate	30.00	14,539.8	436,194.00
System Power Rate	60.00	14,539.8	872,388.00
Treatment Surcharge	92.00	14,539.8	1,337,661.60
Delivery Subtotal		14,539.8	6,077,636.40

--- ADJUSTMENT ---

	Rate Per AF	Volume AF	Amount
Jun 2003 adj full service to agr voided	408.00	343.9	140,311.20
Jun 2003 adj full service to agr voided (Ramona)	294.00	-343.9	-101,106.60
Jun 2003 adj full service to agr	408.00	-336.6	-137,332.80
Jun 2003 adj full service to agr (Ramona)	294.00	336.6	98,960.40
Jul 2003 adj full service to agr voided	408.00	178.1	72,664.80
Jul 2003 adj full service to agr voided (Ramona)	294.00	-178.1	-52,361.40
Jul 2003 adj full service to agr	408.00	-399.5	-162,996.00
Jul 2003 adj full service to agr (Ramona)	294.00	399.5	117,453.00
Aug 2003 adj full service to agr voided	408.00	163.1	66,544.80
Aug 2003 adj full service to agr voided (Ramona)	294.00	-163.1	-47,951.40

Agency Name	Invoice No.	Rev.	Bill Period	Page No.	Mailed On	Due On
San Diego County Water Authority	4652	0	April 2004	3 of 7	05-10-04	06-30-04

--- ADJUSTMENT ---

	Rate Per AF	Volume AF	Amount
Aug 2003 adj full service to agr	408.00	-345.8	-141,086.40
Aug 2003 adj full service to agr (Ramona)	294.00	345.8	101,665.20
Sep 2003 adj full service to agr voided	408.00	191.1	77,968.80
Sep 2003 adj full service to agr voided (Ramona)	294.00	-191.1	-56,183.40
Sep 2003 adj full service to agr	408.00	-317.5	-129,540.00
Sep 2003 adj full service to agr (Ramona)	294.00	317.5	93,345.00
Oct 2003 adj full service to agr voided	408.00	387.8	158,222.40
Oct 2003 adj full service to agr voided (Ramona)	294.00	-387.8	-114,013.20
Oct 2003 adj full service to agr	408.00	-390.8	-159,446.40
Oct 2003 adj full service to agr (Ramona)	294.00	390.8	114,895.20
Feb 2004 adj full service to agr voided	418.00	12.1	5,057.80
Feb 2004 adj full service to agr voided (Olivenhain)	304.00	-12.1	-3,678.40
Feb 2004 adj full service to agr	418.00	-11.6	-4,848.80
Feb 2004 adj full service to agr (Olivenhain)	304.00	11.6	3,526.40
Mar 2004 adj full service to agr	418.00	-75.5	-31,559.00
Mar 2004 adj full service to agr (Carlsbad Municipal)	304.00	75.5	22,952.00
Mar 2004 adj full service to agr	418.00	-519.2	-217,025.60
Mar 2004 adj full service to agr (Fallbrook)	304.00	519.2	157,836.80
Mar 2004 adj full service to agr	418.00	-47.5	-19,855.00
Mar 2004 adj full service to agr (Oceanside)	304.00	47.5	14,440.00
Mar 2004 adj full service to agr	418.00	-19.8	-8,276.40
Mar 2004 adj full service to agr (Olivenhain)	304.00	19.8	6,019.20
Mar 2004 adj full service to agr	418.00	-4.1	-1,713.80
Mar 2004 adj full service to agr (Otay)	304.00	4.1	1,246.40
Mar 2004 adj full service to agr	418.00	-1,285.4	-537,297.20
Mar 2004 adj full service to agr (Rainbow)	304.00	1,285.4	390,761.60
Mar 2004 adj full service to agr	418.00	-155.7	-65,082.60
Mar 2004 adj full service to agr (Ramona)	304.00	155.7	47,332.80
Mar 2004 adj full service to agr	418.00	-1.1	-459.80
Mar 2004 adj full service to agr (City of San Diego)	304.00	1.1	334.40
Mar 2004 adj full service to agr	418.00	-0.1	-41.80
Mar 2004 adj full service to agr (Santa Fe Irrigation)	304.00	0.1	30.40
Mar 2004 adj full service to agr	418.00	-145.7	-60,902.60
Mar 2004 adj full service to agr (Vallecitos)	304.00	145.7	44,292.80
Mar 2004 adj full service to agr	418.00	-2,446.7	-1,022,720.60
Mar 2004 adj full service to agr (Valley Center)	304.00	2,446.7	743,796.80
Mar 2004 adj full service to agr	418.00	-22.2	-9,279.60
Mar 2004 adj full service to agr (Vista)	304.00	22.2	6,748.80
Mar 2004 adj full service to agr	418.00	-213.2	-89,117.60
Mar 2004 adj full service to agr (Yuima)	304.00	213.2	64,812.80
Adjustment Subtotal		0.0	-622,656.60
SD-07 Total		14,539.8	5,454,979.80

Meter No SD-08

Treated Domestic	Constant	Previous Reading	Current Reading	Volume (Cu. Ft.)	Rate Desc
n/o Red Mtn. n/o Mission Rd.	100	22879440	23064168	18472800	Unbundled

--- DELIVERIES ---

	Rate Per AF	Volume AF	Amount
Tier 1 Supply Rate	73.00	424.1	30,959.30
System Access Rate	163.00	424.1	69,128.30
Water Stewardship Rate	30.00	424.1	12,723.00
System Power Rate	60.00	424.1	25,446.00
Treatment Surcharge	92.00	424.1	39,017.20
Delivery Subtotal		424.1	177,273.80
SD-08 Total		424.1	177,273.80

Agency Name	Invoice No.	Rev	Bill Period	Page No.	Mailed On	Due On
San Diego County Water Authority	4652	0	April 2004	4 of 7	05-10-04	06-30-04

Meter No SD-09

Treated Domestic	Constant	Previous Reading	Current Reading	Volume (Cu. Ft.)	Rate Desc.
w/o Rainbow Glen Rd. n/o Red Mtn.	100	4963320	5079278	11595800	Unbundled

--- DELIVERIES ---

	Rate Per AF	Volume AF	Amount
Tier 1 Supply Rate	73.00	266.2	19,432.60
System Access Rate	163.00	266.2	43,390.60
Water Stewardship Rate	30.00	266.2	7,986.00
System Power Rate	60.00	266.2	15,972.00
Treatment Surcharge	92.00	266.2	24,490.40
Delivery Subtotal		266.2	111,271.60
SD-09 Total		266.2	111,271.60

Meter No SD-11

Untreated Domestic	Constant	Previous Reading	Current Reading	Volume (Cu. Ft.)	Rate Desc.
e/o Wilt Rd. n/o Dos Ninos Ave.	10,000	9352626	9445860	932340000	Unbundled

--- DELIVERIES ---

	Rate Per AF	Volume AF	Amount
Tier 1 Supply Rate	73.00	21,403.6	1,562,462.80
System Access Rate	163.00	21,403.6	3,488,786.80
Water Stewardship Rate	30.00	21,403.6	642,108.00
System Power Rate	60.00	21,403.6	1,284,216.00
Delivery Subtotal		21,403.6	6,977,573.60

--- ADJUSTMENT ---

	Rate Per AF	Volume AF	Amount
Sep 2003 adj full service to agr voided	326.00	49.8	16,234.80
Sep 2003 adj full service to agr voided (Ramona)	236.00	-49.8	-11,752.80
Oct 2003 adj full service to agr voided	326.00	9.1	2,966.60
Oct 2003 adj full service to agr voided (Ramona)	236.00	-9.1	-2,147.60
Oct 2003 adj full service to surface storage voided	326.00	1,554.0	506,604.00
Oct 2003 adj full service to surface storage - In-Lieu - (San Diego CWA)	326.00	-2,869.0	-935,294.00
Nov 2003 adj full service to surface storage voided	326.00	8,999.4	2,933,804.40
Nov 2003 adj full service to surface storage - In-Lieu - (San Diego CWA)	326.00	-2,056.4	-670,386.40
Dec 2003 adj full service to surface storage voided	326.00	847.6	276,317.60
Dec 2003 adj full service to surface storage - In-Lieu - (San Diego CWA)	326.00	-1,884.6	-614,379.60
Feb 2004 adj full service to agr voided	326.00	49.4	16,104.40
Feb 2004 adj full service to agr voided (Olivenhain)	236.00	-49.4	-11,658.40
Feb 2004 adj full service to agr	326.00	-47.5	-15,485.00
Feb 2004 adj full service to agr (Olivenhain)	236.00	47.5	11,210.00
Feb 2004 adj full service to agr	326.00	-27.9	-9,095.40
Feb 2004 adj full service to agr (Poway)	236.00	27.9	6,584.40
Mar 2004 adj full service to agr	326.00	-204.4	-66,634.40
Mar 2004 adj full service to agr (Escondido)	236.00	204.4	48,238.40
Mar 2004 adj full service to agr	326.00	-94.3	-30,741.80
Mar 2004 adj full service to agr (Oceanside)	236.00	94.3	22,254.80
Mar 2004 adj full service to agr	326.00	-49.6	-16,169.60
Mar 2004 adj full service to agr (Olivenhain)	236.00	49.6	11,705.60
Mar 2004 adj full service to agr	326.00	-232.4	-75,762.40
Mar 2004 adj full service to agr (Ramona)	236.00	232.4	54,846.40
Mar 2004 adj full service to agr	326.00	-6.8	-2,216.80
Mar 2004 adj full service to agr (City of San Diego)	236.00	6.8	1,604.80
Mar 2004 adj full service to agr	326.00	-10.5	-3,423.00
Mar 2004 adj full service to agr (Santa Fe Irrigation)	236.00	10.5	2,478.00
Mar 2004 adj full service to agr	326.00	-8.2	-2,673.20
Mar 2004 adj full service to agr (Vista)	236.00	8.2	1,935.20
Mar 2004 adj full service to surface storage voided	326.00	10,291.0	3,354,866.00
Mar 2004 adj full service to surface storage - Direct - (San Diego CWA)	326.00	-10,778.0	-3,513,628.00
Mar 2004 adj full service to surface storage - In-Lieu - (San Diego CWA)	326.00	-344.0	-112,144.00
Apr 2004 adj exch iid to sdcwa	326.00	-1,666.8	-543,311.60

Agency Name	Invoice No.	Rev	Bill Period	Page No.	Mailed On	Due On
San Diego County Water Authority	4652	0	April 2004	5 of 7	05-10-04	06-30-04

--- ADJUSTMENT ---

	Rate Per AF	Volume AF	Amount
Apr 2004 adj exch iid to sdcwa (San Diego CWA)	253.00		421,649.80
Apr 2004 adj full service to surface storage - Direct - (San Diego CWA)	326.00	-6,584.0	-2,146,384.00
Adjustment Subtotal		-4,490.6	-1,093,862.80
SD-11 Total		16,913.0	5,883,690.80

Meter No SD-DS1

Desalted	Constant	Previous Reading	Current Reading	Volume (Cu. Ft.)	Rate Desc.
Desalted		N/A	N/A	N/A	Unbundled

--- ADJUSTMENT ---

	Rate Per AF	Volume AF	Amount
Apr 2004 Ippds contribution	250.00	265.9	-66,475.00
Adjustment Subtotal		265.9	-66,475.00
SD-DS1 Total		265.9	-66,475.00

Meter No SD-GRP1

Recovered	Constant	Previous Reading	Current Reading	Volume (Cu. Ft.)	Rate Desc.
Recovered Greenbelt		N/A	N/A	N/A	Unbundled

--- ADJUSTMENT ---

	Rate Per AF	Volume AF	Amount
APR 2004 GRP	437.00	262.1	114,537.70
APR 2004 GRP	687.00		-180,062.70
Adjustment Subtotal		262.1	-65,525.00
SD-GRP1 Total		262.1	-65,525.00

Meter No SD-RCL1

Reclaimed	Constant	Previous Reading	Current Reading	Volume (Cu. Ft.)	Rate Desc.
Reclaimed		N/A	N/A	N/A	Unbundled

--- ADJUSTMENT ---

	Rate Per AF	Volume AF	Amount
Apr 2004 Irp contribution	250.00	32.6	-8,150.00
Adjustment Subtotal		32.6	-8,150.00
SD-RCL1 Total		32.6	-8,150.00

Meter No SD-RCL10

Reclaimed	Constant	Previous Reading	Current Reading	Volume (Cu. Ft.)	Rate Desc.
No Address:1		N/A	N/A	N/A	Unbundled

--- ADJUSTMENT ---

	Rate Per AF	Volume AF	Amount
Mar 2004 contribution	225.00	135.9	-30,577.50
Adjustment Subtotal		135.9	-30,577.50
SD-RCL10 Total		135.9	-30,577.50

Meter No SD-RCL12

Reclaimed	Constant	Previous Reading	Current Reading	Volume (Cu. Ft.)	Rate Desc.
Reclaimed		N/A	N/A	N/A	Unbundled

Agency Name	Invoice No.	Rev.	Bill Period	Page No.	Mailed On	Due On
San Diego County Water Authority	4652	0	April 2004	6 of 7	05-10-04	06-30-04

--- ADJUSTMENT ---

	Rate Per AF	Volume AF	Amount
Mar 2004 lrp contribution	250.00	27.8	-6,950.00
Apr 2004 lrp contribution	250.00	38.0	-9,500.00
Adjustment Subtotal		65.8	-16,450.00
SD-RCL12 Total		65.8	-16,450.00

Meter No SD-RCL13

Reclaimed	Constant	Previous Reading	Current Reading	Volume (Cu. Ft.)	Rate Desc.
Reclaimed		N/A	N/A	N/A	Unbundled

--- ADJUSTMENT ---

	Rate Per AF	Volume AF	Amount
Mar 2004 contribution	250.00	72.8	-18,200.00
Apr 2004 contribution	250.00	111.7	-27,925.00
Adjustment Subtotal		184.5	-46,125.00
SD-RCL13 Total		184.5	-46,125.00

Meter No SD-RCL15

Reclaimed	Constant	Previous Reading	Current Reading	Volume (Cu. Ft.)	Rate Desc.
Reclaimed		N/A	N/A	N/A	Unbundled

--- ADJUSTMENT ---

	Rate Per AF	Volume AF	Amount
Apr 2004 contribution	150.00	29.0	-4,350.00
Adjustment Subtotal		29.0	-4,350.00
SD-RCL15 Total		29.0	-4,350.00

Meter No SD-RCL6

Reclaimed	Constant	Previous Reading	Current Reading	Volume (Cu. Ft.)	Rate Desc.
Reclaimed		N/A	N/A	N/A	Unbundled

--- ADJUSTMENT ---

	Rate Per AF	Volume AF	Amount
Mar 2004 lrp contribution	250.00	75.2	-18,800.00
Adjustment Subtotal		75.2	-18,800.00
SD-RCL6 Total		75.2	-18,800.00

Meter No SD-RCL8

Reclaimed	Constant	Previous Reading	Current Reading	Volume (Cu. Ft.)	Rate Desc.
Reclaimed		N/A	N/A	N/A	Unbundled

--- ADJUSTMENT ---

	Rate Per AF	Volume AF	Amount
Mar 2004 lrp contribution	210.00	64.5	-13,545.00
Adjustment Subtotal		64.5	-13,545.00
SD-RCL8 Total		64.5	-13,545.00

Meter No SD-RCL9

Reclaimed	Constant	Previous Reading	Current Reading	Volume (Cu. Ft.)	Rate Desc.
Reclaimed		N/A	N/A	N/A	Unbundled

Agency Name	Invoice No.	Rev.	Bill Period	Page No.	Mailed On	Due On
San Diego County Water Authority	4652	0	April 2004	7 of 7	05-10-04	06-30-04

--- ADJUSTMENT ---

	Rate Per AF	Volume AF	Amount
APR 2004 LPPRE	113.00	19.4	2,192.20
APR 2004 LPPRE	267.00		-5,179.80
Adjustment Subtotal		19.4	-2,987.60
SD-RCL9 Total		19.4	-2,987.60

Meter No. SDTJ-01A

Treated Domestic	Constant	Previous Reading	Current Reading	Volume (Cu. Ft.)	Rate Desc.
San Diego-Tijuana	1	27934553	27934553	0	Unbundled

--- DELIVERIES ---


	Rate Per AF	Volume AF	Amount
Delivery Subtotal		0.0	0.00
SDTJ-01A Total		0.0	0.00

--- OTHER CHARGES AND CREDITS ---

	Amount
Conservation Ag # 55346	-478,380.00
Capacity Charge	3,952,800.00
Readiness to Serve Charge	5,087,118.00
Tier 2 Surcharge	334,019.70

VOLUME TOTAL	INVOICE TOTAL
57,746.2	\$28,939,513.80

This invoice was printed on 5/6/2004 at 3:12:56PM



MWD
 METROPOLITAN WATER DISTRICT OF SOUTHERN CALIFORNIA
 700 North Alameda Street
 Los Angeles, CA, 90012-2944

INVOICE

Billed To:
 San Diego County Water Authority



Service Address
 4677 Overland Avenue
 San Diego, Ca. 92123-1233

May 2004	Page No. 1 of 2
Mailed: 06/10/2004	Due Date: 07/30/2004
Invoice Number: 4680	Revision: 0

NOTICE

The MWD Administrative Code Section 4507 and 4508 require that payment must be made in "Good Funds" by the due date or the payment will be considered delinquent and an additional charge shall be assessed.

DELIVERIES	Volume (AF)
Total Water Treated Delivered	31,306.7
Total Water Untreated Delivered	40,418.1

SALES	Type	Volume (AF)	Rate (\$ /AF)	Total (\$)
Full Service	Tier 1 Supply Rate	58,688.0	\$73.00	\$4,284,224.00
	System Access Rate	58,688.0	\$163.00	\$9,566,144.00
	Water Stewardship Rate	58,688.0	\$30.00	\$1,760,640.00
	System Power Rate	58,688.0	\$60.00	\$3,521,280.00
	Treatment Surcharge	25,198.7	\$92.00	\$2,318,280.40
Adjust Full Service Prior Rates				
Certification(s) for 200301 to 200312 for Domestic	Treated	700.9	\$408.00	\$285,967.20
	Untreated	-59.0	\$326.00	(\$19,234.00)
IAWP	Treated	6,105.0		\$1,855,920.00
	Untreated	1,066.1		\$251,599.60
SUBTOTAL				\$23,824,821.20

WATER MANAGEMENT	Volume (AF)	Total (\$)
Local Resource Programs	1,227.5	(\$287,502.10)
SUBTOTAL		(\$287,502.10)

EXCHANGES, WHEELING, AND OTHER DELIVERIES	Volume (AF)	Total (\$)
Tijuana Emergency Deliveries and Losses		
IID San Diego Exchange UnTreated	1,666.7	\$421,675.10
		\$421,675.10

OTHER CHARGES AND CREDITS	Volume (AF)	Rate (\$ /AF)	Total (\$)
Conservation Credit			(\$419,884.00)
Tier 2 Surcharge for: 2003	641.9	\$81.00	\$51,993.90
SUBTOTAL			(\$367,890.10)

ADDITIONAL INFORMATION	Volume (AF)	Tier1 %	Peak Day	Flow (CFS)
Purchase Order Commitment (Jan 2003 to Dec 2012)	3,338,035.2			
Purchase Order Firm Delivery To Date (Jan 2003 to Dec 2012)	741,817.2			
Tier 1 Annual Limit (For Current Year)	500,705.3			
Tier 1 YTD Deliveries (For Current Year)	214,364.7	43.0		
Tier 1 Current Month Deliveries	58,688.0			
Requested Capacity				1,296.0
Annual Peak Flow			5/4/2004	1,373.5
Summer Peak Flow			5/4/2004	1,373.5

Agency Name	Invoice No.	Rev.	Bill Period	Page No.	Mailed On	Due On
San Diego County Water Authority	4680	0	May 2004	2 of 2	06-10-04	07-30-04

INVOICE TOTAL

Volume AF
67,728.5

Amount Now Due
\$23,591,104.10

Note: Amount Due is based on highlighted fields.



MWD
 METROPOLITAN WATER DISTRICT OF SOUTHERN CALIFORNIA
 700 North Alameda Street
 Los Angeles, CA, 90012-2944

INVOICE DETAIL

NOTICE

The MWD Administrative Code Section 4507 and 4508 require that payment must be made in "Good Funds" by the due date or the payment will be considered delinquent and an additional charge shall be assessed.

IN ACCORDANCE WITH READINGS AND BILLING DATA LISTED BELOW

Agency Name	Invoice No.	Rev.	Bill Period	Page No.	Mailed On	Due On
San Diego County Water Authority	4680	0	May 2004	1 of 7	06-10-04	07-30-04

Meter No CM-10

Treated	Constant	Previous Reading	Current Reading	Volume (Cu. Ft.)	Rate Desc
Treated Domestic		0	0	0	Unbundled

--- ADJUSTMENT ---

	Rate Per AF	Volume AF	Amount
Jan 2003 adj from full service to full service	408.00	56.9	23,215.20
Feb 2003 adj from full service to full service	408.00	69.1	28,192.80
Mar 2003 adj from full service to full service	408.00	59.4	24,235.20
Apr 2003 adj from full service to full service	408.00	52.4	21,379.20
May 2003 adj from full service to full service	408.00	57.8	23,582.40
Jun 2003 adj from full service to full service	408.00	60.4	24,643.20
Jul 2003 adj from full service to full service	408.00	58.2	23,745.60
Aug 2003 adj from full service to full service	408.00	60.3	24,602.40
Sep 2003 adj from full service to full service	408.00	56.3	22,970.40
Oct 2003 adj from full service to full service	408.00	59.0	24,072.00
Nov 2003 adj from full service to full service	408.00	56.7	23,133.60
Dec 2003 adj from full service to full service	408.00	54.4	22,195.20
Adjustment Subtotal		700.9	285,967.20
CM-10 Total		700.9	285,967.20

Meter No SD-01A

Treated Domestic	Constant	Previous Reading	Current Reading	Volume (Cu. Ft.)	Rate Desc
Rainbow Cyn. Rd. e/o Frontage Rd.	1,000	15120243	15316365	196122000	Unbundled

--- DELIVERIES ---

	Rate Per AF	Volume AF	Amount
Tier 1 Supply Rate	73.00	4,502.3	328,667.90
System Access Rate	163.00	4,502.3	733,874.90
Water Stewardship Rate	30.00	4,502.3	135,069.00
System Power Rate	60.00	4,502.3	270,138.00
Treatment Surcharge	92.00	4,502.3	414,211.60
Delivery Subtotal		4,502.3	1,881,961.40
SD-01A Total		4,502.3	1,881,961.40

Meter No SD-01B

Treated Domestic	Constant	Previous Reading	Current Reading	Volume (Cu. Ft.)	Rate Desc
Rainbow Cyn. Rd. e/o Frontage Rd.	1,000	14714385	14909944	195559000	Unbundled

--- DELIVERIES ---

	Rate Per AF	Volume AF	Amount
Tier 1 Supply Rate	73.00	4,489.4	327,726.20
System Access Rate	163.00	4,489.4	731,772.20

Agency Name	Invoice No.	Rev.	Bill Period	Page No.	Mailed On	Due On
San Diego County Water Authority	4680	0	May 2004	2 of 7	06-10-04	07-30-04

--- DELIVERIES ---

	Rate Per AF	Volume AF	Amount
Water Stewardship Rate	30.00	4,489.4	134,682.00
System Power Rate	60.00	4,489.4	269,364.00
Treatment Surcharge	92.00	4,489.4	413,024.80
Delivery Subtotal		4,489.4	1,876,569.20
SD-01B Total		4,489.4	1,876,569.20

Meter No SD-02

Treated Domestic	Constant	Previous Reading	Current Reading	Volume (Cu. Ft.)	Rate Desc.
w/o Rainbow Glen Rd.	100	12907388	13146764	23937600	Unbundled

--- DELIVERIES ---

	Rate Per AF	Volume AF	Amount
Tier 1 Supply Rate	73.00	549.5	40,113.50
System Access Rate	163.00	549.5	89,568.50
Water Stewardship Rate	30.00	549.5	16,485.00
System Power Rate	60.00	549.5	32,970.00
Treatment Surcharge	92.00	549.5	50,554.00
May 2004, meter under 10% flow Tier 1 supply rate	73.00	0.2	14.60
May 2004, meter under 10% flow System access rate	163.00	0.2	32.60
May 2004, meter under 10% flow Water stewardship rate	30.00	0.2	6.00
May 2004, meter under 10% flow System power rate	60.00	0.2	12.00
May 2004, meter under 10% flow Treatment surcharge	92.00	0.2	18.40
Delivery Subtotal		549.7	229,774.60
SD-02 Total		549.7	229,774.60

Meter No SD-03

Untreated Domestic	Constant	Previous Reading	Current Reading	Volume (Cu. Ft.)	Rate Desc.
Rainbow Cyn. Rd. e/o Frontage Rd.	1,000	43430688	44180560	749872000	Unbundled

--- DELIVERIES ---

	Rate Per AF	Volume AF	Amount
Tier 1 Supply Rate	73.00	17,214.7	1,256,673.10
System Access Rate	163.00	17,214.7	2,805,996.10
Water Stewardship Rate	30.00	17,214.7	516,441.00
System Power Rate	60.00	17,214.7	1,032,882.00
Delivery Subtotal		17,214.7	5,611,992.20
SD-03 Total		17,214.7	5,611,992.20

Meter No SD-05

Treated Domestic	Constant	Previous Reading	Current Reading	Volume (Cu. Ft.)	Rate Desc.
s/o Reche Rd. w/o Wilt Rd.	100	2736093	2841152	10505900	Unbundled

--- DELIVERIES ---

	Rate Per AF	Volume AF	Amount
Tier 1 Supply Rate	73.00	241.2	17,607.60
System Access Rate	163.00	241.2	39,315.60
Water Stewardship Rate	30.00	241.2	7,236.00
System Power Rate	60.00	241.2	14,472.00
Treatment Surcharge	92.00	241.2	22,190.40
Delivery Subtotal		241.2	100,821.60
SD-05 Total		241.2	100,821.60

Agency Name	Invoice No.	Rev.	Bill Period	Page No.	Mailed On	Due On
San Diego County Water Authority	4680	0	May 2004	3 of 7	06-10-04	07-30-04

Meter No SD-07

Treated Domestic	Constant	Previous Reading	Current Reading	Volume (Cu. Ft.)	Rate Desc.
e/o Wilt Rd. n/o Dos Ninos Ave.	1.000	80059288	80962528	903240000	Unbundled

--- DELIVERIES ---

	Rate Per AF	Volume AF	Amount
Tier 1 Supply Rate	73.00	20,735.5	1,513,691.50
System Access Rate	163.00	20,735.5	3,379,886.50
Water Stewardship Rate	30.00	20,735.5	622,065.00
System Power Rate	60.00	20,735.5	1,244,130.00
Treatment Surcharge	92.00	20,735.5	1,907,666.00
Delivery Subtotal		20,735.5	8,667,439.00

--- ADJUSTMENT ---

	Rate Per AF	Volume AF	Amount
Feb 2004 adj full service to agr voided	418.00	25.6	10,700.80
Feb 2004 adj full service to agr voided (Ramona)	304.00	-25.6	-7,782.40
Feb 2004 adj full service to agr	418.00	-45.1	-18,851.80
Feb 2004 adj full service to agr (Ramona)	304.00	45.1	13,710.40
Mar 2004 adj full service to agr	418.00	-0.8	-334.40
Mar 2004 adj full service to agr (Padre Dam)	304.00	0.8	243.20
Mar 2004 adj full service to agr	418.00	-55.2	-23,073.60
Mar 2004 adj full service to agr (Rincon)	304.00	55.2	16,780.80
Apr 2004 adj full service to agr	418.00	-82.2	-34,359.60
Apr 2004 adj full service to agr (Carlsbad Municipal)	304.00	82.2	24,988.80
Apr 2004 adj full service to agr	418.00	-695.6	-290,760.80
Apr 2004 adj full service to agr (Fallbrook)	304.00	695.6	211,462.40
Apr 2004 adj full service to agr	418.00	-65.4	-27,337.20
Apr 2004 adj full service to agr (Oceanside)	304.00	65.4	19,881.60
Apr 2004 adj full service to agr	418.00	-14.2	-5,935.60
Apr 2004 adj full service to agr (Olivenhain)	304.00	14.2	4,316.80
Apr 2004 adj full service to agr	418.00	-7.6	-3,176.80
Apr 2004 adj full service to agr (Otay)	304.00	7.6	2,310.40
Apr 2004 adj full service to agr	418.00	-127.7	-53,378.60
Apr 2004 adj full service to agr (Padre Dam)	304.00	127.7	38,820.80
Apr 2004 adj full service to agr	418.00	-1,204.6	-503,522.80
Apr 2004 adj full service to agr (Rainbow)	304.00	1,204.6	366,198.40
Apr 2004 adj full service to agr	418.00	-132.3	-55,301.40
Apr 2004 adj full service to agr (Ramona)	304.00	132.3	40,219.20
Apr 2004 adj full service to agr	418.00	-74.4	-31,099.20
Apr 2004 adj full service to agr (Rincon)	304.00	74.4	22,617.60
Apr 2004 adj full service to agr	418.00	-0.2	-83.60
Apr 2004 adj full service to agr (City of San Diego)	304.00	0.2	60.80
Apr 2004 adj full service to agr	418.00	-0.1	-41.80
Apr 2004 adj full service to agr (Santa Fe Irrigation)	304.00	0.1	30.40
Apr 2004 adj full service to agr	418.00	-177.1	-74,027.80
Apr 2004 adj full service to agr (Vallecitos)	304.00	177.1	53,838.40
Apr 2004 adj full service to agr	418.00	-3,179.6	-1,329,072.80
Apr 2004 adj full service to agr (Valley Center)	304.00	3,179.6	966,598.40
Apr 2004 adj full service to agr	418.00	-42.7	-17,848.60
Apr 2004 adj full service to agr (Vista)	304.00	42.7	12,980.80
Apr 2004 adj full service to agr	418.00	-225.8	-94,384.40
Apr 2004 adj full service to agr (Yuima)	304.00	225.8	68,643.20
Apr 2004 adj full service to surface storage - Direct - (San Diego CWA)	418.00	-3.0	-1,254.00
Adjustment Subtotal		-3.0	-697,224.00
SD-07 Total		20,732.5	7,970,215.00

Meter No SD-08

Treated Domestic	Constant	Previous Reading	Current Reading	Volume (Cu. Ft.)	Rate Desc.
n/o Red Mtn. n/o Mission Rd.	100	23064168	23258460	19429200	Unbundled

Agency Name	Invoice No.	Rev.	Bill Period	Page No.	Mailed On	Due On
San Diego County Water Authority	4680	0	May 2004	4 of 7	06-10-04	07-30-04

--- DELIVERIES ---

	Rate Per AF	Volume AF	Amount
Tier 1 Supply Rate	73.00	446.0	32,558.00
System Access Rate	163.00	446.0	72,698.00
Water Stewardship Rate	30.00	446.0	13,380.00
System Power Rate	60.00	446.0	26,760.00
Treatment Surcharge	92.00	446.0	41,032.00
Delivery Subtotal		446.0	186,428.00
SD-08 Total		446.0	186,428.00

Meter No SD-09

Treated Domestic	Constant	Previous Reading	Current Reading	Volume (Cu. Ft.)	Rate Desc
w/o Rainbow Glen. Rd. n/o Red Mtn.	100	5079278	5228536	14925800	Unbundled

--- DELIVERIES ---

	Rate Per AF	Volume AF	Amount
Tier 1 Supply Rate	73.00	342.6	25,009.80
System Access Rate	163.00	342.6	55,843.80
Water Stewardship Rate	30.00	342.6	10,278.00
System Power Rate	60.00	342.6	20,556.00
Treatment Surcharge	92.00	342.6	31,519.20
Delivery Subtotal		342.6	143,206.80
SD-09 Total		342.6	143,206.80

Meter No SD-11

Untreated Domestic	Constant	Previous Reading	Current Reading	Volume (Cu. Ft.)	Rate Desc
e/o Wilt Rd. n/o Dos Ninos Ave.	10,000	9445860	9546934	1010740000	Unbundled

--- DELIVERIES ---

	Rate Per AF	Volume AF	Amount
Tier 1 Supply Rate	73.00	23,203.4	1,693,848.20
System Access Rate	163.00	23,203.4	3,782,154.20
Water Stewardship Rate	30.00	23,203.4	696,102.00
System Power Rate	60.00	23,203.4	1,392,204.00
Delivery Subtotal		23,203.4	7,564,308.40

--- ADJUSTMENT ---

	Rate Per AF	Volume AF	Amount
Dec 2003 adj full service to surface storage voided	326.00	6,148.0	2,004,248.00
Dec 2003 adj full service to surface storage - Direct - (San Diego CWA)	326.00	-6,207.0	-2,023,482.00
Jan 2004 adj full service to surface storage voided	326.00	10,575.0	3,447,450.00
Jan 2004 adj full service to surface storage - Direct - (San Diego CWA)	326.00	-10,564.0	-3,443,864.00
Feb 2004 adj full service to agr voided	326.00	74.4	24,254.40
Feb 2004 adj full service to agr voided (Ramona)	236.00	-74.4	-17,558.40
Feb 2004 adj full service to agr	326.00	-145.4	-47,400.40
Feb 2004 adj full service to agr (Ramona)	236.00	145.4	34,314.40
Feb 2004 adj full service to surface storage voided	326.00	10,762.0	3,508,412.00
Feb 2004 adj full service to surface storage - Direct - (San Diego CWA)	326.00	-10,768.0	-3,510,368.00
Mar 2004 adj full service to agr	326.00	-42.2	-13,757.20
Mar 2004 adj full service to agr (Poway)	236.00	42.2	9,959.20
Mar 2004 adj full service to surface storage - Direct - (San Diego CWA) VOIDED	326.00	10,778.0	3,513,628.00
Mar 2004 adj full service to surface storage - Direct - (San Diego CWA)	326.00	-10,798.0	-3,520,148.00
Apr 2004 adj full service to agr	326.00	-529.5	-172,617.00
Apr 2004 adj full service to agr (Escondido)	236.00	529.5	124,962.00
Apr 2004 adj full service to agr	326.00	-108.6	-35,403.60
Apr 2004 adj full service to agr (Oceanside)	236.00	108.6	25,629.60
Apr 2004 adj full service to agr	326.00	-91.2	-29,731.20
Apr 2004 adj full service to agr (Olivenhain)	236.00	91.2	21,523.20
Apr 2004 adj full service to agr	326.00	-185.3	-60,407.80
Apr 2004 adj full service to agr (Ramona)	236.00	185.3	43,730.80
Apr 2004 adj full service to agr	326.00	-1.5	-489.00

Agency Name	Invoice No.	Rev.	Bill Period	Page No.	Mailed On	Due On
San Diego County Water Authority	4680	0	May 2004	5 of 7	06-10-04	07-30-04

--- ADJUSTMENT ---

	Rate Per AF	Volume AF	Amount
Apr 2004 adj full service to agr (City of San Diego)	236.00	1.5	354.00
Apr 2004 adj full service to agr	326.00	-10.0	-3,260.00
Apr 2004 adj full service to agr (Santa Fe Irrigation)	236.00	10.0	2,360.00
Apr 2004 adj full service to agr	326.00	-26.8	-8,736.80
Apr 2004 adj full service to agr (Vista)	236.00	26.8	6,324.80
May 2004 adj exchange from iid	326.00	-1,666.7	-543,344.20
May 2004 adj exchange from iid (San Diego CWA)	253.00		421,675.10
May 2004 adj full service to surface storage - Direct - (San Diego CWA)	326.00	-4,181.0	-1,363,006.00
Adjustment Subtotal		-5,921.7	-1,604,748.10
SD-11 Total		17,281.7	5,959,560.30

Meter No SD-DS1

Desalted	Constant	Previous Reading	Current Reading	Volume (Cu. Ft.)	Rate Desc.
Desalted		N/A	N/A	N/A	Unbundled

--- ADJUSTMENT ---

	Rate Per AF	Volume AF	Amount
May 2004 lppds contribution	250.00	284.5	-71,125.00
Adjustment Subtotal		284.5	-71,125.00
SD-DS1 Total		284.5	-71,125.00

Meter No SD-GRP1

Recovered	Constant	Previous Reading	Current Reading	Volume (Cu. Ft.)	Rate Desc.
Recovered Greenbelt		N/A	N/A	N/A	Unbundled

--- ADJUSTMENT ---

	Rate Per AF	Volume AF	Amount
MAY 2004 GRP	437.00	170.7	74,595.90
MAY 2004 GRP	687.00		-117,270.90
Adjustment Subtotal		170.7	-42,675.00
SD-GRP1 Total		170.7	-42,675.00

Meter No SD-RCL1

Reclaimed	Constant	Previous Reading	Current Reading	Volume (Cu. Ft.)	Rate Desc.
Reclaimed		N/A	N/A	N/A	Unbundled

--- ADJUSTMENT ---

	Rate Per AF	Volume AF	Amount
May 2004 lrp contribution	250.00	44.0	-11,000.00
Adjustment Subtotal		44.0	-11,000.00
SD-RCL1 Total		44.0	-11,000.00

Meter No SD-RCL10

Reclaimed	Constant	Previous Reading	Current Reading	Volume (Cu. Ft.)	Rate Desc.
No Address:1		N/A	N/A	N/A	Unbundled

--- ADJUSTMENT ---

	Rate Per AF	Volume AF	Amount
Apr 2004 contribution	225.00	262.9	-59,152.50
Adjustment Subtotal		262.9	-59,152.50
SD-RCL10 Total		262.9	-59,152.50

Agency Name	Invoice No.	Rev.	Bill Period	Page No.	Mailed On	Due On
San Diego County Water Authority	4680	0	May 2004	6 of 7	06-10-04	07-30-04

Meter No SD-RCL13						
Reclaimed	Constant	Previous Reading	Current Reading	Volume (Cu. Ft.)	Rate Desc.	
Reclaimed		N/A	N/A	N/A	Unbundled	
--- ADJUSTMENT ---				Rate Per AF	Volume AF	Amount
May 2004 contribution				250.00	143.3	-35,825.00
Adjustment Subtotal					143.3	-35,825.00
SD-RCL13 Total					143.3	-35,825.00

Meter No SD-RCL15						
Reclaimed	Constant	Previous Reading	Current Reading	Volume (Cu. Ft.)	Rate Desc.	
Reclaimed		N/A	N/A	N/A	Unbundled	
--- ADJUSTMENT ---				Rate Per AF	Volume AF	Amount
May 2004 contribution				150.00	41.7	-6,255.00
Adjustment Subtotal					41.7	-6,255.00
SD-RCL15 Total					41.7	-6,255.00

Meter No SD-RCL6						
Reclaimed	Constant	Previous Reading	Current Reading	Volume (Cu. Ft.)	Rate Desc.	
Reclaimed		N/A	N/A	N/A	Unbundled	
--- ADJUSTMENT ---				Rate Per AF	Volume AF	Amount
Apr 2004 lrp contribution				250.00	103.7	-25,925.00
Adjustment Subtotal					103.7	-25,925.00
SD-RCL6 Total					103.7	-25,925.00

Meter No SD-RCL8						
Reclaimed	Constant	Previous Reading	Current Reading	Volume (Cu. Ft.)	Rate Desc.	
Reclaimed		N/A	N/A	N/A	Unbundled	
--- ADJUSTMENT ---				Rate Per AF	Volume AF	Amount
Apr 2004 lrp contribution				210.00	148.8	-31,248.00
Adjustment Subtotal					148.8	-31,248.00
SD-RCL8 Total					148.8	-31,248.00

Meter No SD-RCL9						
Reclaimed	Constant	Previous Reading	Current Reading	Volume (Cu. Ft.)	Rate Desc.	
Reclaimed		N/A	N/A	N/A	Unbundled	
--- ADJUSTMENT ---				Rate Per AF	Volume AF	Amount
MAY 2004 LPPRE				113.00	27.9	3,152.70
MAY 2004 LPPRE				267.00		-7,449.30
Adjustment Subtotal					27.9	-4,296.60
SD-RCL9 Total					27.9	-4,296.60

Agency Name	Invoice No.	Rev.	Bill Period	Page No.	Mailed On	Due On
San Diego County Water Authority	4680	0	May 2004	7 of 7	06-10-04	07-30-04

Meter No. SDTJ-01A

Treated Domestic	Constant	Previous Reading	Current Reading	Volume (Cu. Ft.)	Rate Desc.
San Diego-Tijuana	1	27934553	27934553	0	Unbundled

--- DELIVERIES ---

	Rate Per AF	Volume AF	Amount
Delivery Subtotal		0.0	0.00
SDTJ-01A Total		0.0	0.00

--- OTHER CHARGES AND CREDITS ---

	Amount
Conservation Ag.# 35244	-15,950.00
Conservation Ag.# 39099	-1,030.00
Conservation Ag.# 39103	-151,070.00
Conservation Ag.# 48957	-116,534.00
Conservation Ag.# 55346	-135,300.00
Tier 2 Surcharge	51,993.90

VOLUME TOTAL	INVOICE TOTAL
67,728.5	\$23,591,104.10

This invoice was printed on 6/8/2004 at 1:30:14PM

**MWD**

METROPOLITAN WATER DISTRICT OF SOUTHERN CALIFORNIA

700 North Alameda Street

Los Angeles, CA, 90012-2944

INVOICE**Billed To:**

San Diego County Water Authority

**Service Address**4677 Overland Avenue
San Diego, Ca. 92123-1233

June 2004	Page No. 1 of 2
Mailed: 07/09/2004	Due Date: 08/31/2004
Invoice Number: 4708	Revision: 0

NOTICE

The MWD Administrative Code Section 4507 and 4508 require that payment must be made in "Good Funds" by the due date or the payment will be considered delinquent and an additional charge shall be assessed.

DELIVERIES

	Volume (AF)
Total Water Treated Delivered	28,917.8
Total Water Untreated Delivered	32,711.1

SALES

	Type	Volume (AF)	Rate (\$ /AF)	Total (\$)
Full Service	Tier 1 Supply Rate	42,807.9	\$73.00	\$3,124,976.70
	System Access Rate	42,807.9	\$163.00	\$6,977,687.70
	Water Stewardship Rate	42,807.9	\$30.00	\$1,284,237.00
	System Power Rate	42,807.9	\$60.00	\$2,568,474.00
	Treatment Surcharge	19,012.7	\$92.00	\$1,749,168.40
Adjust Full Service Prior Rates				
Certification(s) for 200301 to 200312 for Domestic	Treated	-325.0	\$408.00	(\$132,600.00)
Certification(s) for 199701 to 200212 for Domestic	Treated	-17.7	\$431.00	(\$7,628.70)
Certification(s) for 200301 to 200312 for Domestic	Untreated	313.0	\$326.00	\$102,038.00
Certification(s) for 199701 to 200212 for Domestic	Untreated	-69.4	\$349.00	(\$24,220.60)
IAWP	Treated	9,892.3		\$3,007,259.20
	Untreated	1,767.1		\$417,035.60
Seasonal Shift	Treated	17.7		\$5,133.00
	Untreated	69.4		\$22,964.00
SUBTOTAL				\$19,094,524.30

MISCELLANEOUS SALES

Surface Storage Operating Agreement - Treated, Scheduled	0.6	\$208.80
Surface Storage Operating Agreement - Untreated, Scheduled	10,289.4	\$2,634,086.40
		\$2,634,295.20

WATER MANAGEMENT

	Volume (AF)	Total (\$)
Local Resource Programs	1,282.1	(\$297,935.80)
SUBTOTAL		(\$297,935.80)

EXCHANGES, WHEELING, AND OTHER DELIVERIES

Tijuana Emergency Deliveries and Losses		
IID San Diego Exchange UnTreated	1,666.7	\$421,675.10
		\$421,675.10

OTHER CHARGES AND CREDITS

		Rate (\$ /AF)	
Conservation Credit			(\$136,838.00)
Tier 2 Surcharge for: 2003	-12.0	\$81.00	(\$972.00)
SUBTOTAL			(\$137,810.00)

MWD2010-00274697

**MWD**

METROPOLITAN WATER DISTRICT OF SOUTHERN CALIFORNIA

700 North Alameda Street

Los Angeles, CA, 90012-2944

INVOICE**Billed To:**

San Diego County Water Authority

**Service Address**4677 Overland Avenue
San Diego, Ca. 92123-1233

June 2004

Page No. 2 of 2

Mailed: 07/09/2004

Due Date: 08/31/2004

Invoice Number: 4708

Revision: 0

NOTICE

The MWD Administrative Code Section 4507 and 4508 require that payment must be made in "Good Funds" by the due date or the payment will be considered delinquent and an additional charge shall be assessed.

ADDITIONAL INFORMATION

	Volume (AF)	Tier1 %	Peak Day	Flow (CFS)
Purchase Order Commitment (Jan 2003 to Dec 2012)	3,338,035.2			
Purchase Order Firm Delivery To Date (Jan 2003 to Dec 2012)	794,903.1			
Tier 1 Annual Limit (For Current Year)	500,705.3			
Tier 1 YTD Deliveries (For Current Year)	267,462.6	53.0		
Tier 1 Current Month Deliveries	53,097.9			
Requested Capacity				1,296.0
Annual Peak Flow			5/4/2004	1,373.5
Summer Peak Flow			5/4/2004	1,373.5

INVOICE TOTAL

Volume AF

66,027.4

Amount Now Due

\$21,714,748.80

Note: Amount Due is based on highlighted fields



MWD
 METROPOLITAN WATER DISTRICT OF SOUTHERN CALIFORNIA
 700 North Alameda Street
 Los Angeles, CA, 90012-2944

INVOICE DETAIL

NOTICE

The MWD Administrative Code Section 4507 and 4508 require that payment must be made in "Good Funds" by the due date or the payment will be considered delinquent and an additional charge shall be assessed.

IN ACCORDANCE WITH READINGS AND BILLING DATA LISTED BELOW

Agency Name	Invoice No.	Rev.	Bill Period	Page No.	Mailed On	Due On
San Diego County Water Authority	4708	0	June 2004	1 of 7	07-09-04	08-31-04

Meter No SD-01A

Treated Domestic	Constant	Previous Reading	Current Reading	Volume (Cu. Ft.)	Rate Desc
Rainbow Cyn. Rd. e/o Frontage Rd.	1,000	15316365	15509016	192651000	Unbundled

--- DELIVERIES ---

	Rate Per AF	Volume AF	Amount
Tier 1 Supply Rate	73.00	4,422.7	322,857.10
System Access Rate	163.00	4,422.7	720,900.10
Water Stewardship Rate	30.00	4,422.7	132,681.00
System Power Rate	60.00	4,422.7	265,362.00
Treatment Surcharge	92.00	4,422.7	406,888.40
Delivery Subtotal		4,422.7	1,848,688.60
SD-01A Total		4,422.7	1,848,688.60

Meter No SD-01B

Treated Domestic	Constant	Previous Reading	Current Reading	Volume (Cu. Ft.)	Rate Desc
Rainbow Cyn. Rd. e/o Frontage Rd.	1,000	14909944	15101727	191783000	Unbundled

--- DELIVERIES ---

	Rate Per AF	Volume AF	Amount
Tier 1 Supply Rate	73.00	4,402.7	321,397.10
System Access Rate	163.00	4,402.7	717,640.10
Water Stewardship Rate	30.00	4,402.7	132,081.00
System Power Rate	60.00	4,402.7	264,162.00
Treatment Surcharge	92.00	4,402.7	405,048.40
Delivery Subtotal		4,402.7	1,840,328.60
SD-01B Total		4,402.7	1,840,328.60

Meter No SD-02

Treated Domestic	Constant	Previous Reading	Current Reading	Volume (Cu. Ft.)	Rate Desc
w/o Rainbow Glen Rd.	100	13146764	13382251	23548700	Unbundled

--- DELIVERIES ---

	Rate Per AF	Volume AF	Amount
Tier 1 Supply Rate	73.00	540.6	39,463.80
System Access Rate	163.00	540.6	88,117.80
Water Stewardship Rate	30.00	540.6	16,218.00
System Power Rate	60.00	540.6	32,436.00
Treatment Surcharge	92.00	540.6	49,735.20
Delivery Subtotal		540.6	225,970.80
SD-02 Total		540.6	225,970.80

Agency Name	Invoice No.	Rev.	Bill Period	Page No.	Mailed On	Due On
San Diego County Water Authority	4708	0	June 2004	2 of 7	07-09-04	08-31-04

Meter No SD-03

Untreated Domestic	Constant	Previous Reading	Current Reading	Volume (Cu. Ft.)	Rate Desc.
Rainbow Cyn. Rd. e/o Frontage Rd.	1,000	44180560	44870004	689444000	Unbundled

--- DELIVERIES ---

	Rate Per AF	Volume AF	Amount
Tier 1 Supply Rate	73.00	15,827.5	1,155,407.50
System Access Rate	163.00	15,827.5	2,579,882.50
Water Stewardship Rate	30.00	15,827.5	474,825.00
System Power Rate	60.00	15,827.5	949,650.00
Delivery Subtotal		15,827.5	5,159,765.00
SD-03 Total		15,827.5	5,159,765.00

Meter No SD-05

Treated Domestic	Constant	Previous Reading	Current Reading	Volume (Cu. Ft.)	Rate Desc.
s/o Reche Rd. w/o Wilt Rd.	100	2841152	2923678	8252600	Unbundled

--- DELIVERIES ---

	Rate Per AF	Volume AF	Amount
Tier 1 Supply Rate	73.00	189.5	13,833.50
System Access Rate	163.00	189.5	30,888.50
Water Stewardship Rate	30.00	189.5	5,685.00
System Power Rate	60.00	189.5	11,370.00
Treatment Surcharge	92.00	189.5	17,434.00
Delivery Subtotal		189.5	79,211.00
SD-05 Total		189.5	79,211.00

Meter No SD-07

Treated Domestic	Constant	Previous Reading	Current Reading	Volume (Cu. Ft.)	Rate Desc.
e/o Wilt Rd. n/o Dos Ninos Ave.	1,000	80962528	81774560	812032000	Unbundled

--- DELIVERIES ---

	Rate Per AF	Volume AF	Amount
Tier 1 Supply Rate	73.00	18,641.7	1,360,844.10
System Access Rate	163.00	18,641.7	3,038,597.10
Water Stewardship Rate	30.00	18,641.7	559,251.00
System Power Rate	60.00	18,641.7	1,118,502.00
Treatment Surcharge	92.00	18,641.7	1,715,036.40
Delivery Subtotal		18,641.7	7,792,230.60

--- ADJUSTMENT ---

	Rate Per AF	Volume AF	Amount
Oct 2002 adj full service to sss nil voided	431.00	1,219.1	525,432.10
Oct 2002 adj full service to sss nil sft voided (City of San Diego)	290.00	-1,219.1	-353,539.00
Oct 2002 adj full service to sss rds	431.00	-1,236.8	-533,060.80
Oct 2002 adj full service to sss rds sft (City of San Diego)	290.00	1,236.8	358,672.00
Feb 2003 adj full service to sss rds voided	408.00	50.5	20,604.00
Feb 2003 adj full service to sss rds sft voided (Fallbrook)	267.00	-50.5	-13,483.50
Feb 2003 adj full service to sss rds	408.00	-44.9	-18,319.20
Feb 2003 adj full service to sss rds sft (Fallbrook)	267.00	44.9	11,988.30
Mar 2003 adj full service to sss rds voided	408.00	11.4	4,651.20
Mar 2003 adj full service to sss rds sft voided (Fallbrook)	267.00	-11.4	-3,043.80
Mar 2003 adj full service to sss rds	408.00	-5.6	-2,284.80
Mar 2003 adj full service to sss rds sft (Fallbrook)	267.00	5.6	1,495.20
Apr 2003 adj full service to sss rds voided	408.00	75.1	30,640.80
Apr 2003 adj full service to sss rds sft voided (Fallbrook)	267.00	-44.6	-11,808.20
Apr 2003 adj full service to sss rds sft voided (Fallbrook)	345.00	-30.5	-10,522.50
Apr 2003 adj full service to sss rds	408.00	-86.5	-35,292.00
Apr 2003 adj full service to sss rds sft (Fallbrook)	267.00	56.0	14,952.00
Apr 2003 adj full service to sss rds sft (Fallbrook)	345.00	30.5	10,522.50

Agency Name	Invoice No.	Rev	Bill Period	Page No.	Mailed On	Due On
San Diego County Water Authority	4708	0	June 2004	3 of 7	07-09-04	08-31-04

--- ADJUSTMENT ---

	Rate Per AF	Volume AF	Amount
Nov 2003 adj full service to surface storage - Direct - (San Diego CWA)	408.00	-203.0	-82,824.00
Dec 2003 adj full service to surface storage - Direct - (San Diego CWA)	408.00	-122.0	-49,776.00
Jan 2004 adj full service to surface storage - In-Lieu - (San Diego CWA)	418.00	-2.3	-961.40
Mar 2004 adj full service to surface storage - In-Lieu - (San Diego CWA)	418.00	-5.5	-2,299.00
Apr 2004 adj full service to surface storage - In-Lieu - (San Diego CWA)	418.00	-1.0	-418.00
May 2004 adj full service to agr	418.00	-112.8	-47,150.40
May 2004 adj full service to agr (Carlsbad Municipal)	304.00	112.8	34,291.20
May 2004 adj full service to agr	418.00	-1,128.7	-471,796.60
May 2004 adj full service to agr (Fallbrook)	304.00	1,128.7	343,124.80
May 2004 adj full service to agr	418.00	-81.2	-38,121.60
May 2004 adj full service to agr (Oceanside)	304.00	91.2	27,724.80
May 2004 adj full service to agr	418.00	-10.4	-4,347.20
May 2004 adj full service to agr (Olivenhain)	304.00	10.4	3,161.60
May 2004 adj full service to agr	418.00	-13.4	-5,601.20
May 2004 adj full service to agr (Otay)	304.00	13.4	4,073.60
May 2004 adj full service to agr	418.00	-2,699.3	-1,128,307.40
May 2004 adj full service to agr (Rainbow)	304.00	2,699.3	820,587.20
May 2004 adj full service to agr	418.00	-309.3	-129,287.40
May 2004 adj full service to agr (Ramona)	304.00	309.3	94,027.20
May 2004 adj full service to agr	418.00	-0.2	-83.60
May 2004 adj full service to agr (Santa Fe Irrigation)	304.00	0.2	60.80
May 2004 adj full service to agr	418.00	-281.1	-117,499.80
May 2004 adj full service to agr (Vallecitos)	304.00	281.1	85,454.40
May 2004 adj full service to agr	418.00	-4,615.9	-1,929,446.20
May 2004 adj full service to agr (Valley Center)	304.00	4,615.9	1,403,233.60
May 2004 adj full service to agr	418.00	-110.0	-45,980.00
May 2004 adj full service to agr (Vista)	304.00	110.0	33,440.00
May 2004 adj full service to agr	418.00	-516.8	-216,022.40
May 2004 adj full service to agr (Yuima)	304.00	516.8	157,107.20
May 2004 adj full service to agr	418.00	-3.2	-1,337.60
May 2004 adj full service to agr (City of San Diego)	304.00	3.2	972.80
May 2004 adj full service to surface storage - Direct - (San Diego CWA)	418.00	-4.0	-1,672.00
JUN 2004 ADJ Surface Storage TO Scheduled SOLD (San Diego CWA)	348.00	0.6	208.80
Adjustment Subtotal		-337.2	-1,267,959.50
SD-07 Total		18,304.5	6,524,271.10

Meter No SD-08

Treated Domestic	Constant	Previous Reading	Current Reading	Volume (Cu. Ft.)	Rate Desc.
n/o Red Mtn. n/o Mission Rd.	100	23258460	23442656	18419600	Unbundled

--- DELIVERIES ---

	Rate Per AF	Volume AF	Amount
Tier 1 Supply Rate	73.00	422.9	30,871.70
System Access Rate	163.00	422.9	68,932.70
Water Stewardship Rate	30.00	422.9	12,687.00
System Power Rate	60.00	422.9	25,374.00
Treatment Surcharge	92.00	422.9	38,906.80
Delivery Subtotal		422.9	176,772.20
SD-08 Total		422.9	176,772.20

Meter No SD-09

Treated Domestic	Constant	Previous Reading	Current Reading	Volume (Cu. Ft.)	Rate Desc.
w/o Rainbow Glen. Rd. n/o Red Mtn.	100	5228536	5358235	12969900	Unbundled

--- DELIVERIES ---

	Rate Per AF	Volume AF	Amount
Tier 1 Supply Rate	73.00	297.7	21,732.10
System Access Rate	163.00	297.7	48,525.10
Water Stewardship Rate	30.00	297.7	8,931.00

Agency Name	Invoice No.	Rev	Bill Period	Page No.	Mailed On	Due On
San Diego County Water Authority	4708	0	June 2004	4 of 7	07-09-04	08-31-04

--- DELIVERIES ---

	Rate Per AF	Volume AF	Amount
System Power Rate	60.00	297.7	17,862.00
Treatment Surcharge	92.00	297.7	27,388.40
Delivery Subtotal		297.7	124,438.60
SD-09 Total		297.7	124,438.60

Meter No SD-11

Untreated Domestic	Constant	Previous Reading	Current Reading	Volume (Cu. Ft.)	Rate Desc.
e/o Wilt Rd. n/o Dos Ninos Ave.	10,000	9546934	9620479	735450000	Unbundled

--- DELIVERIES ---

	Rate Per AF	Volume AF	Amount
Tier 1 Supply Rate	73.00	16,883.6	1,232,502.80
System Access Rate	163.00	16,883.6	2,752,026.80
Water Stewardship Rate	30.00	16,883.6	506,508.00
System Power Rate	60.00	16,883.6	1,013,016.00
Delivery Subtotal		16,883.6	5,504,053.60

--- ADJUSTMENT ---

	Rate Per AF	Volume AF	Amount
Oct 2002 adj full service to sss ril voided	349.00	4,786.1	1,670,348.90
Oct 2002 adj full service to sss ril sft voided (City of San Diego)	233.00	-4,786.1	-1,115,161.30
Oct 2002 adj full service to sss rds	349.00	-4,855.5	-1,694,569.50
Oct 2002 adj full service to sss rds sft (City of San Diego)	233.00	4,855.5	1,131,331.50
Feb 2003 adj full service to sss rds voided	326.00	4,713.8	1,536,698.80
Feb 2003 adj full service to sss rds sft voided (City of San Diego)	288.00	-1,449.6	-417,484.80
Feb 2003 adj full service to sss rds sft voided (City of San Diego)	210.00	-3,264.2	-685,482.00
Feb 2003 adj full service to sss rds	326.00	-4,713.8	-1,536,698.80
Feb 2003 adj full service to sss rds sft (City of San Diego)	288.00	1,536.7	442,569.60
Feb 2003 adj full service to sss rds sft (City of San Diego)	210.00	3,177.1	667,191.00
Nov 2003 adj full service to surface storage voided	326.00	1,791.0	583,866.00
Nov 2003 adj full service to surface storage - Direct - (San Diego CWA)	326.00	-1,600.0	-521,600.00
Dec 2003 adj full service to surface storage - Direct - (San Diego CWA) VOIDED	326.00	6,207.0	2,023,482.00
Dec 2003 adj full service to surface storage - Direct - (San Diego CWA)	326.00	-6,085.0	-1,983,710.00
Jan 2004 adj full service to surface storage - In-Lieu - (San Diego CWA)	326.00	-597.7	-194,850.20
Feb 2004 adj full service to surface storage - In-Lieu - (San Diego CWA)	326.00	-600.0	-195,600.00
Mar 2004 adj full service to surface storage - Direct - (San Diego CWA) VOIDED	326.00	10,798.0	3,520,148.00
Mar 2004 adj full service to surface storage - Direct - (San Diego CWA)	326.00	-13,771.0	-4,489,346.00
Mar 2004 adj full service to surface storage - In-Lieu - (San Diego CWA) VOIDED	326.00	344.0	112,144.00
Mar 2004 adj full service to surface storage - In-Lieu - (San Diego CWA)	326.00	-758.4	-247,238.40
Apr 2004 adj full service to agr	326.00	-49.4	-16,104.40
Apr 2004 adj full service to agr (Poway)	236.00	49.4	11,658.40
Apr 2004 adj full service to surface storage - Direct - (San Diego CWA) VOIDED	326.00	6,584.0	2,146,384.00
Apr 2004 adj full service to surface storage - Direct - (San Diego CWA)	326.00	-8,053.0	-2,625,278.00
Apr 2004 adj full service to surface storage - In-Lieu - (San Diego CWA)	326.00	-124.0	-40,424.00
May 2004 adj full service to agr	326.00	-1,025.8	-334,410.80
May 2004 adj full service to agr (Escondido)	236.00	1,025.8	242,088.80
May 2004 adj full service to agr	326.00	-145.8	-47,530.80
May 2004 adj full service to agr (Oceanside)	236.00	145.8	34,408.80
May 2004 adj full service to agr	326.00	-165.1	-53,822.60
May 2004 adj full service to agr (Olivenhain)	236.00	165.1	38,963.60
May 2004 adj full service to agr	326.00	-270.8	-88,280.80
May 2004 adj full service to agr (Ramona)	236.00	270.8	63,908.80
May 2004 adj full service to agr	326.00	-24.0	-7,824.00
May 2004 adj full service to agr (Santa Fe Irrigation)	236.00	24.0	5,664.00
May 2004 adj full service to agr	326.00	-68.8	-22,428.80
May 2004 adj full service to agr (Vista)	236.00	68.8	16,236.80
May 2004 adj full service to agr	326.00	-17.4	-5,672.40
May 2004 adj full service to agr (City of San Diego)	236.00	17.4	4,106.40
May 2004 adj full service to surface storage - Direct - (San Diego CWA) VOIDED	326.00	4,181.0	1,363,006.00
May 2004 adj full service to surface storage - Direct - (San Diego CWA)	326.00	-3,485.0	-1,136,110.00
Jun 2004 iid - sd exchange	326.00	-1,666.7	-543,344.20

Agency Name	Invoice No.	Rev.	Bill Period	Page No.	Mailed On	Due On
San Diego County Water Authority	4708	0	June 2004	5 of 7	07-09-04	08-31-04

--- ADJUSTMENT ---

	Rate Per AF	Volume AF	Amount
Jun 2004 iid - sd exchange (San Diego CWA)	253.00		421,675.10
JUN 2004 ADJ Surface Storage TO Scheduled SOLD (San Diego CWA)	256.00	2,869.0	734,464.00
JUN 2004 ADJ Surface Storage TO Scheduled SOLD (San Diego CWA)	256.00	305.6	78,233.60
JUN 2004 ADJ Surface Storage TO Scheduled SOLD (San Diego CWA)	256.00	5,277.8	1,351,116.80
JUN 2004 ADJ Surface Storage TO Scheduled SOLD (San Diego CWA)	256.00	1,837.0	470,272.00
Adjustment Subtotal		3,453.6	666,995.10
SD-11 Total		20,337.2	6,171,048.70

Meter No SD-DS1

Desalted	Constant	Previous Reading	Current Reading	Volume (Cu. Ft.)	Rate Desc.
Desalted		N/A	N/A	N/A	Unbundled

--- ADJUSTMENT ---

	Rate Per AF	Volume AF	Amount
Jun 2004 lppds contribution	250.00	278.2	-69,550.00
Adjustment Subtotal		278.2	-69,550.00
SD-DS1 Total		278.2	-69,550.00

Meter No SD-GRP1

Recovered	Constant	Previous Reading	Current Reading	Volume (Cu. Ft.)	Rate Desc.
Recovered Greenbelt		N/A	N/A	N/A	Unbundled

--- ADJUSTMENT ---

	Rate Per AF	Volume AF	Amount
JUN 2004 GRP	437.00	143.0	62,491.00
JUN 2004 GRP	687.00		-98,241.00
Adjustment Subtotal		143.0	-35,750.00
SD-GRP1 Total		143.0	-35,750.00

Meter No SD-RCL1

Reclaimed	Constant	Previous Reading	Current Reading	Volume (Cu. Ft.)	Rate Desc.
Reclaimed		N/A	N/A	N/A	Unbundled

--- ADJUSTMENT ---

	Rate Per AF	Volume AF	Amount
Jun 2004 lrp contribution	250.00	57.1	-14,275.00
Adjustment Subtotal		57.1	-14,275.00
SD-RCL1 Total		57.1	-14,275.00

Meter No SD-RCL10

Reclaimed	Constant	Previous Reading	Current Reading	Volume (Cu. Ft.)	Rate Desc.
		N/A	N/A	N/A	Unbundled

--- ADJUSTMENT ---

	Rate Per AF	Volume AF	Amount
Jul 2002 contribution voided	225.00	-272.0	61,200.00
Jul 2002 contribution	225.00	250.1	-56,272.50
Aug 2002 contribution voided	225.00	-328.5	73,912.50
Aug 2002 contribution	225.00	327.0	-73,575.00
Oct 2002 contribution voided	225.00	-450.9	101,452.50
Oct 2002 contribution	225.00	450.5	-101,362.50
Apr 2003 contribution	225.00	180.1	-40,522.50
Apr 2003 contribution voided	225.00	-183.5	41,287.50
May 2003 contribution voided	225.00	-256.4	57,690.00

Agency Name	Invoice No.	Rev.	Bill Period	Page No.	Mailed On	Due On
San Diego County Water Authority	4708	0	June 2004	6 of 7	07-09-04	08-31-04

--- ADJUSTMENT ---

	Rate Per AF	Volume AF	Amount
May 2003 contribution	225.00	200.6	-45,135.00
Jun 2003 contribution voided	225.00	-185.7	41,782.50
Jun 2003 contribution	225.00	276.0	-62,100.00
May 2004 contribution	225.00	430.3	-96,817.50
Adjustment Subtotal		437.6	-98,460.00
SD-RCL10 Total		437.6	-98,460.00

Meter No SD-RCL12

Reclaimed	Constant	Previous Reading	Current Reading	Volume (Cu. Ft.)	Rate Desc
Reclaimed		N/A	N/A	N/A	Unbundled

--- ADJUSTMENT ---

	Rate Per AF	Volume AF	Amount
May 2004 lrp contribution	250.00	66.6	-16,650.00
Adjustment Subtotal		66.6	-16,650.00
SD-RCL12 Total		66.6	-16,650.00

Meter No SD-RCL15

Reclaimed	Constant	Previous Reading	Current Reading	Volume (Cu. Ft.)	Rate Desc
Reclaimed		N/A	N/A	N/A	Unbundled

--- ADJUSTMENT ---

	Rate Per AF	Volume AF	Amount
Jun 2004 contribution	150.00	41.7	-6,255.00
Adjustment Subtotal		41.7	-6,255.00
SD-RCL15 Total		41.7	-6,255.00

Meter No SD-RCL6

Reclaimed	Constant	Previous Reading	Current Reading	Volume (Cu. Ft.)	Rate Desc
Reclaimed		N/A	N/A	N/A	Unbundled

--- ADJUSTMENT ---

	Rate Per AF	Volume AF	Amount
May 2004 lrp contribution	250.00	109.0	-27,250.00
Adjustment Subtotal		109.0	-27,250.00
SD-RCL6 Total		109.0	-27,250.00

Meter No SD-RCL8

Reclaimed	Constant	Previous Reading	Current Reading	Volume (Cu. Ft.)	Rate Desc
Reclaimed		N/A	N/A	N/A	Unbundled

--- ADJUSTMENT ---

	Rate Per AF	Volume AF	Amount
May 2004 lrp contribution	210.00	121.7	-25,557.00
Adjustment Subtotal		121.7	-25,557.00
SD-RCL8 Total		121.7	-25,557.00

Meter No SD-RCL9

Reclaimed	Constant	Previous Reading	Current Reading	Volume (Cu. Ft.)	Rate Desc
Reclaimed		N/A	N/A	N/A	Unbundled

Agency Name	Invoice No.	Rev.	Bill Period	Page No.	Mailed On	Due On
San Diego County Water Authority	4708	0	June 2004	7 of 7	07-09-04	08-31-04

--- ADJUSTMENT ---

	Rate Per AF	Volume AF	Amount
JUN 2004 LPPRE	113.00	27.2	3,073.60
JUN 2004 LPPRE	267.00		-7,262.40
Adjustment Subtotal		27.2	-4,188.80
SD-RCL9 Total		27.2	-4,188.80

Meter No. SDTJ-01A

Treated Domestic	Constant	Previous Reading	Current Reading	Volume (Cu. Ft.)	Rate Desc.
San Diego-Tijuana	1	27934553	27934553	0	Unbundled

--- DELIVERIES ---

	Rate Per AF	Volume AF	Amount
Delivery Subtotal		0.0	0.00
SDTJ-01A Total		0.0	0.00

--- OTHER CHARGES AND CREDITS ---

	Amount
Conservation Ag # 48957	-68,528.00
Conservation Ag # 55346	-68,310.00
Tier 2 Surcharge	-872.00

VOLUME TOTAL	INVOICE TOTAL
66,027.4	\$21,714,748.80

This invoice was printed on 7/8/2004 at 10:25:49AM



MWD
 METROPOLITAN WATER DISTRICT OF SOUTHERN CALIFORNIA
 700 North Alameda Street
 Los Angeles, CA, 90012-2944

INVOICE

Billed To:
 San Diego County Water Authority



Service Address
 4677 Overland Avenue
 San Diego, Ca. 92123-1233

July 2004	Page No. 1 of 2
Mailed: 08/10/2004	Due Date: 09/30/2004
Invoice Number: 4736	Revision: 0

NOTICE

The MWD Administrative Code Section 4507 and 4508 require that payment must be made in "Good Funds" by the due date or the payment will be considered delinquent and an additional charge shall be assessed.

DELIVERIES	Volume (AF)
Total Water Treated Delivered	32,747.0
Total Water Untreated Delivered	31,438.0

SALES	Type	Volume (AF)	Rate (\$ /AF)	Total (\$)
Full Service	Tier 1 Supply Rate	52,293.3	\$73.00	\$3,817,410.90
	System Access Rate	52,293.3	\$163.00	\$8,523,807.90
	Water Stewardship Rate	52,293.3	\$30.00	\$1,568,799.00
	System Power Rate	52,293.3	\$60.00	\$3,137,598.00
	Treatment Surcharge	23,626.9	\$92.00	\$2,173,674.80
Adjust Full Service Prior Rates				
Certification(s) for 200301 to 200312 for Domestic	Treated	-69.5	\$408.00	(\$28,356.00)
	Untreated	-159.9	\$326.00	(\$52,127.40)
IAWP	Treated	9,189.6		\$2,792,943.40
	Untreated	1,264.8		\$298,492.80
SUBTOTAL				\$22,232,243.40

MISCELLANEOUS SALES	Volume (AF)	Total (\$)
Surface Storage Operating Agreement - Untreated, Scheduled	14,325.9	\$3,667,430.40
		\$3,667,430.40

WATER MANAGEMENT	Volume (AF)	Total (\$)
Local Resource Programs	1,598.7	(\$360,641.70)
SUBTOTAL		(\$360,641.70)

EXCHANGES, WHEELING, AND OTHER DELIVERIES	Volume (AF)	Total (\$)
IID San Diego Exchange UnTreated	1,666.6	\$421,649.80
		\$421,649.80

OTHER CHARGES AND CREDITS	Volume (AF)	Rate (\$ /AF)	Total (\$)
Conservation Credit			(\$396,462.00)
Tier 2 Surcharge for 2003	229.4	\$81.00	(\$18,581.40)
SUBTOTAL			(\$415,043.40)



MWD
 METROPOLITAN WATER DISTRICT OF SOUTHERN CALIFORNIA
 700 North Alameda Street
 Los Angeles, CA, 90012-2944

INVOICE

Billed To:

San Diego County Water Authority



Service Address

4677 Overland Avenue
 San Diego, Ca. 92123-1233

July 2004	Page No. 2 of 2
Mailed: 08/10/2004	Due Date: 09/30/2004
Invoice Number: 4736	Revision: 0

NOTICE

The MWD Administrative Code Section 4507 and 4508 require that payment must be made in "Good Funds" by the due date or the payment will be considered delinquent and an additional charge shall be assessed.

ADDITIONAL INFORMATION	Volume (AF)	Tier1 %	Peak Day	Flow (CFS)
Purchase Order Commitment (Jan 2003 to Dec 2012)	3,338,035.2			
Purchase Order Firm Delivery To Date (Jan 2003 to Dec 2012)	861,292.9			
Tier 1 Annual Limit (For Current Year)	500,705.3			
Tier 1 YTD Deliveries (For Current Year)	334,081.8	67.0		
Tier 1 Current Month Deliveries	66,619.2			
Requested Capacity				1,296.0
Annual Peak Flow			5/4/2004	1,373.5
Summer Peak Flow			5/4/2004	1,373.5

INVOICE TOTAL

Volume AF	Amount Now Due
78,442.9	\$25,545,638.50

Note: Amount Due is based on highlighted fields



MWD
 METROPOLITAN WATER DISTRICT OF SOUTHERN CALIFORNIA
 700 North Alameda Street
 Los Angeles, CA, 90012-2944

INVOICE DETAIL

NOTICE

The MWD Administrative Code Section 4507 and 4508 require that payment must be made in "Good Funds" by the due date or the payment will be considered delinquent and an additional charge shall be assessed.

IN ACCORDANCE WITH READINGS AND BILLING DATA LISTED BELOW

Agency Name	Invoice No.	Rev.	Bill Period	Page No.	Mailed On	Due On
San Diego County Water Authority	4736	0	July 2004	1 of 7	08-10-04	09-30-04

Meter No. SD-01A						
Treated Domestic	Constant	Previous Reading	Current Reading	Volume (Cu. Ft.)	Rate Desc.	
Rainbow Cyn. Rd. e/o Frontage Rd.	1,000	15509016	15719524	210508000	Unbundled	

--- DELIVERIES ---				Rate Per AF	Volume AF	Amount
Tier 1 Supply Rate				73.00	4,832.6	352,779.80
System Access Rate				163.00	4,832.6	787,713.80
Water Stewardship Rate				30.00	4,832.6	144,978.00
System Power Rate				60.00	4,832.6	289,956.00
Treatment Surcharge				92.00	4,832.6	444,599.20
Delivery Subtotal					4,832.6	2,020,026.80
SD-01A Total					4,832.6	2,020,026.80

Meter No. SD-01B						
Treated Domestic	Constant	Previous Reading	Current Reading	Volume (Cu. Ft.)	Rate Desc.	
Rainbow Cyn. Rd. e/o Frontage Rd.	1,000	15101727	15310881	209154000	Unbundled	

--- DELIVERIES ---				Rate Per AF	Volume AF	Amount
Tier 1 Supply Rate				73.00	4,801.5	350,509.50
System Access Rate				163.00	4,801.5	782,644.50
Water Stewardship Rate				30.00	4,801.5	144,045.00
System Power Rate				60.00	4,801.5	288,090.00
Treatment Surcharge				92.00	4,801.5	441,738.00
Delivery Subtotal					4,801.5	2,007,027.00
SD-01B Total					4,801.5	2,007,027.00

Meter No. SD-02						
Treated Domestic	Constant	Previous Reading	Current Reading	Volume (Cu. Ft.)	Rate Desc.	
w/o Rainbow Glen Rd.	100	13382251	13684034	30178300	Unbundled	

--- DELIVERIES ---				Rate Per AF	Volume AF	Amount
Tier 1 Supply Rate				73.00	692.8	50,574.40
System Access Rate				163.00	692.8	112,926.40
Water Stewardship Rate				30.00	692.8	20,784.00
System Power Rate				60.00	692.8	41,568.00
Treatment Surcharge				92.00	692.8	63,737.60
Delivery Subtotal					692.8	289,590.40
SD-02 Total					692.8	289,590.40

Agency Name	Invoice No.	Rev.	Bill Period	Page No.	Mailed On	Due On
San Diego County Water Authority	4736	0	July 2004	2 of 7	08-10-04	09-30-04

Meter No SD-03

Untreated Domestic	Constant	Previous Reading	Current Reading	Volume (Cu. Ft.)	Rate Desc.
Rainbow Cyn. Rd. e/o Frontage Rd.	1,000	44870004	45511272	641268000	Unbundled

--- DELIVERIES ---

	Rate Per AF	Volume AF	Amount
Tier 1 Supply Rate	73.00	14,721.5	1,074,669.50
System Access Rate	163.00	14,721.5	2,399,604.50
Water Stewardship Rate	30.00	14,721.5	441,645.00
System Power Rate	60.00	14,721.5	883,290.00
Delivery Subtotal		14,721.5	4,799,209.00
SD-03 Total		14,721.5	4,799,209.00

Meter No SD-05

Treated Domestic	Constant	Previous Reading	Current Reading	Volume (Cu. Ft.)	Rate Desc.
s/o Reche Rd. w/o Wilt Rd.	100	2923678	3022795	9911700	Unbundled

--- DELIVERIES ---

	Rate Per AF	Volume AF	Amount
Tier 1 Supply Rate	73.00	227.5	16,607.50
System Access Rate	163.00	227.5	37,082.50
Water Stewardship Rate	30.00	227.5	6,825.00
System Power Rate	60.00	227.5	13,650.00
Treatment Surcharge	92.00	227.5	20,930.00
Delivery Subtotal		227.5	95,095.00
SD-05 Total		227.5	95,095.00

Meter No SD-07

Treated Domestic	Constant	Previous Reading	Current Reading	Volume (Cu. Ft.)	Rate Desc.
e/o Wilt Rd. n/o Dos Ninos Ave.	1,000	81774560	82709208	934648000	Unbundled

--- DELIVERIES ---

	Rate Per AF	Volume AF	Amount
Tier 1 Supply Rate	73.00	21,456.6	1,566,331.80
System Access Rate	163.00	21,456.6	3,497,425.80
Water Stewardship Rate	30.00	21,456.6	643,698.00
System Power Rate	60.00	21,456.6	1,287,396.00
Treatment Surcharge	92.00	21,456.6	1,974,007.20
Delivery Subtotal		21,456.6	8,968,858.80

--- ADJUSTMENT ---

	Rate Per AF	Volume AF	Amount
Aug 2003 adj full service to agr voided	408.00	25.7	10,485.60
Aug 2003 adj full service to agr voided (Oceanside)	294.00	-25.7	-7,555.80
Aug 2003 adj full service to agr	408.00	-95.2	-38,841.60
Aug 2003 adj full service to agr (Oceanside)	294.00	95.2	27,988.80
May 2004 adj full service to agr	418.00	-19.8	-8,276.40
May 2004 adj full service to agr (Padre Dam)	304.00	19.8	6,019.20
May 2004 adj full service to agr	418.00	-86.1	-35,988.80
May 2004 adj full service to agr (Rincon)	304.00	86.1	26,174.40
Jun 2004 adj full service to agr	418.00	-80.7	-33,732.60
Jun 2004 adj full service to agr (Carlsbad Municipal)	304.00	80.7	24,532.80
Jun 2004 adj full service to agr	418.00	-911.0	-380,798.00
Jun 2004 adj full service to agr (Fallbrook)	304.00	911.0	276,944.00
Jun 2004 adj full service to agr	418.00	-66.5	-27,797.00
Jun 2004 adj full service to agr (Oceanside)	304.00	66.5	20,216.00
Jun 2004 adj full service to agr	418.00	-22.8	-8,530.40
Jun 2004 adj full service to agr (Olivenhain)	304.00	22.8	6,931.20
Jun 2004 adj full service to agr	418.00	-8.5	-3,553.00
Jun 2004 adj full service to agr (Otay)	304.00	8.5	2,584.00

Agency Name	Invoice No.	Rev.	Bill Period	Page No.	Mailed On	Due On
San Diego County Water Authority	4736	0	July 2004	3 of 7	08-10-04	09-30-04

--- ADJUSTMENT ---

	Rate Per AF	Volume AF	Amount
Jun 2004 adj full service to agr	418.00	-292.0	-122,056.00
Jun 2004 adj full service to agr (Padre Dam)	304.00	292.0	88,768.00
Jun 2004 adj full service to agr	418.00	-263.7	-110,226.60
Jun 2004 adj full service to agr (Ramona)	304.00	263.7	80,164.80
Jun 2004 adj full service to agr	418.00	-99.4	-41,549.20
Jun 2004 adj full service to agr (Rincon)	304.00	99.4	30,217.60
Jun 2004 adj full service to agr	418.00	-5.0	-2,090.00
Jun 2004 adj full service to agr (City of San Diego)	304.00	5.0	1,520.00
Jun 2004 adj full service to agr	418.00	-291.8	-121,972.40
Jun 2004 adj full service to agr (Vallecitos)	304.00	291.8	88,707.20
Jun 2004 adj full service to agr	418.00	-60.0	-25,080.00
Jun 2004 adj full service to agr (Vista)	304.00	60.0	18,240.00
Jun 2004 adj full service to agr	418.00	-2,399.8	-1,003,116.40
Jun 2004 adj full service to agr (Rainbow)	304.00	2,399.8	729,539.20
Jun 2004 adj full service to agr	418.00	-4,016.1	-1,678,729.80
Jun 2004 adj full service to agr (Valley Center)	304.00	4,016.1	1,220,894.40
Jun 2004 adj full service to agr	418.00	-496.9	-207,704.20
Jun 2004 adj full service to agr (Yuima)	304.00	496.9	151,057.60
Adjustment Subtotal		0.0	-1,047,614.40
SD-07 Total		21,456.6	7,921,244.40

Meter No SD-08

Treated Domestic	Constant	Previous Reading	Current Reading	Volume (Cu. Ft.)	Rate Desc
n/o Red Mtn. n/o Mission Rd.	100	23442656	23630416	18776000	Unbundled

--- DELIVERIES ---

	Rate Per AF	Volume AF	Amount
Tier 1 Supply Rate	73.00	431.0	31,463.00
System Access Rate	163.00	431.0	70,253.00
Water Stewardship Rate	30.00	431.0	12,930.00
System Power Rate	60.00	431.0	25,860.00
Treatment Surcharge	92.00	431.0	39,652.00
Delivery Subtotal		431.0	180,158.00
SD-08 Total		431.0	180,158.00

Meter No SD-09

Treated Domestic	Constant	Previous Reading	Current Reading	Volume (Cu. Ft.)	Rate Desc
w/o Rainbow Glen. Rd. n/o Red Mtn.	100	5358235	5491095	13286000	Unbundled

--- DELIVERIES ---

	Rate Per AF	Volume AF	Amount
Tier 1 Supply Rate	73.00	305.0	22,265.00
System Access Rate	163.00	305.0	49,715.00
Water Stewardship Rate	30.00	305.0	9,150.00
System Power Rate	60.00	305.0	18,300.00
Treatment Surcharge	92.00	305.0	28,060.00
Delivery Subtotal		305.0	127,490.00
SD-09 Total		305.0	127,490.00

Meter No SD-11

Untreated Domestic	Constant	Previous Reading	Current Reading	Volume (Cu. Ft.)	Rate Desc
e/o Wilt Rd. n/o Dos Ninos Ave.	10.000	9620479	9693296	728170000	Unbundled

--- DELIVERIES ---

	Rate Per AF	Volume AF	Amount
Tier 1 Supply Rate	73.00	16,716.5	1,220,304.50

Agency Name	Invoice No.	Rev	Bill Period	Page No.	Mailed On	Due On
San Diego County Water Authority	4736	0	July 2004	4 of 7	08-10-04	09-30-04

--- DELIVERIES ---

	Rate Per AF	Volume AF	Amount
System Access Rate	163.00	16,716.5	2,724,789.50
Water Stewardship Rate	30.00	16,716.5	501,495.00
System Power Rate	60.00	16,716.5	1,002,990.00
Delivery Subtotal		16,716.5	5,449,579.00

--- ADJUSTMENT ---

	Rate Per AF	Volume AF	Amount
Aug 2003 adj full service to agr voided	326.00	59.0	19,234.00
Aug 2003 adj full service to agr voided (Oceanside)	236.00	-59.0	-13,924.00
Aug 2003 adj full service to agr	326.00	-218.9	-71,361.40
Aug 2003 adj full service to agr (Oceanside)	236.00	218.9	51,660.40
Mar 2004 adj full service to surface storage - In-Lieu - (San Diego CWA) VOIDED	326.00	758.4	247,238.40
Mar 2004 adj full service to surface storage - In-Lieu - (San Diego CWA)	326.00	-758.5	-247,271.00
May 2004 adj full service to agr	326.00	-71.1	-23,178.60
May 2004 adj full service to agr (Poway)	236.00	71.1	16,779.60
Jun 2004 adj full service to agr	326.00	-422.8	-137,832.80
Jun 2004 adj full service to agr (Escondido)	236.00	422.8	99,780.80
Jun 2004 adj full service to agr	326.00	-127.4	-41,532.40
Jun 2004 adj full service to agr (Oceanside)	236.00	127.4	30,066.40
Jun 2004 adj full service to agr	326.00	-168.6	-54,963.60
Jun 2004 adj full service to agr (Olivenhain)	236.00	168.6	39,789.60
Jun 2004 adj full service to agr	326.00	-20.9	-6,813.40
Jun 2004 adj full service to agr (Poway)	236.00	20.9	4,932.40
Jun 2004 adj full service to agr	326.00	-221.6	-72,241.60
Jun 2004 adj full service to agr (Ramona)	236.00	221.6	52,297.60
Jun 2004 adj full service to agr	326.00	-18.6	-6,063.60
Jun 2004 adj full service to agr (City of San Diego)	236.00	18.6	4,389.60
Jun 2004 adj full service to agr	326.00	-20.0	-6,520.00
Jun 2004 adj full service to agr (Santa Fe Irrigation)	236.00	20.0	4,720.00
Jun 2004 adj full service to agr	326.00	-33.9	-11,051.40
Jun 2004 adj full service to agr (Vista)	236.00	33.9	8,000.40
JUN 2004 ADJ Surface Storage TO Scheduled SOLD VOIDED (San Diego CWA)	256.00	-2,869.0	-734,464.00
JUN 2004 ADJ Surface Storage TO Scheduled SOLD VOIDED (San Diego CWA)	256.00	-305.6	-78,233.60
JUN 2004 ADJ Surface Storage TO Scheduled SOLD VOIDED (San Diego CWA)	256.00	-5,277.8	-1,351,116.80
JUN 2004 ADJ Surface Storage TO Scheduled SOLD VOIDED (San Diego CWA)	256.00	-1,837.0	-470,272.00
JUN 2004 ADJ Surface Storage TO Scheduled SOLD (San Diego CWA)	256.00	2,869.0	734,464.00
JUN 2004 ADJ Surface Storage TO Scheduled SOLD (San Diego CWA)	256.00	5,534.4	1,416,806.40
JUN 2004 ADJ Surface Storage TO Scheduled SOLD (San Diego CWA)	256.00	1,837.0	470,272.00
Jul 2004 adj iid-sd exchange	326.00	-1,666.6	-543,311.60
Jul 2004 adj iid-sd exchange (San Diego CWA)	253.00		421,649.80
JUL 2004 ADJ Surface Storage TO Scheduled SOLD (San Diego CWA)	256.00	2,056.4	526,438.40
JUL 2004 ADJ Surface Storage TO Scheduled SOLD (San Diego CWA)	256.00	1,884.6	482,457.60
JUL 2004 ADJ Surface Storage TO Scheduled SOLD (San Diego CWA)	256.00	468.6	119,961.60
JUL 2004 ADJ Surface Storage TO Scheduled SOLD (San Diego CWA)	256.00	6,085.0	1,557,760.00
JUL 2004 ADJ Surface Storage TO Scheduled SOLD (San Diego CWA)	256.00	3,880.3	993,356.80
Adjustment Subtotal		12,659.2	3,431,904.00
SD-11 Total		29,375.7	8,881,483.00

Meter No SD-DS1

Desalted	Constant	Previous Reading	Current Reading	Volume (Cu. Ft.)	Rate Desc
Desalted		N/A	N/A	N/A	Unbundled

--- ADJUSTMENT ---

	Rate Per AF	Volume AF	Amount
Jul 2004 lppds contribution	170.00	192.1	-32,657.00
Adjustment Subtotal		192.1	-32,657.00
SD-DS1 Total		192.1	-32,657.00

Agency Name	Invoice No.	Rev.	Bill Period	Page No.	Mailed On	Due On
San Diego County Water Authority	4736	0	July 2004	5 of 7	08-10-04	09-30-04

Meter No SD-GRP1

Recovered	Constant	Previous Reading	Current Reading	Volume (Cu. Ft.)	Rate Desc.
Recovered Greenbelt		N/A	N/A	N/A	Unbundled

--- ADJUSTMENT ---

	Rate Per AF	Volume AF	Amount
JUL 2004 GRP	437.00	130.0	56,810.00
JUL 2004 GRP	687.00		-89,310.00
Adjustment Subtotal		130.0	-32,500.00
SD-GRP1 Total		130.0	-32,500.00

Meter No SD-RCL1

Reclaimed	Constant	Previous Reading	Current Reading	Volume (Cu. Ft.)	Rate Desc.
Reclaimed		N/A	N/A	N/A	Unbundled

--- ADJUSTMENT ---

	Rate Per AF	Volume AF	Amount
Jul 2004 lrp contribution	250.00	41.9	-10,475.00
Adjustment Subtotal		41.9	-10,475.00
SD-RCL1 Total		41.9	-10,475.00

Meter No SD-RCL10

Reclaimed	Constant	Previous Reading	Current Reading	Volume (Cu. Ft.)	Rate Desc.
No Address 1		N/A	N/A	N/A	Unbundled

--- ADJUSTMENT ---

	Rate Per AF	Volume AF	Amount
Jun 2004 contribution	225.00	410.9	-92,452.50
Adjustment Subtotal		410.9	-92,452.50
SD-RCL10 Total		410.9	-92,452.50

Meter No SD-RCL12

Reclaimed	Constant	Previous Reading	Current Reading	Volume (Cu. Ft.)	Rate Desc.
Reclaimed		N/A	N/A	N/A	Unbundled

--- ADJUSTMENT ---

	Rate Per AF	Volume AF	Amount
Jun 2004 lrp contribution	250.00	96.5	-24,125.00
Adjustment Subtotal		96.5	-24,125.00
SD-RCL12 Total		96.5	-24,125.00

Meter No SD-RCL13

Reclaimed	Constant	Previous Reading	Current Reading	Volume (Cu. Ft.)	Rate Desc.
Reclaimed		N/A	N/A	N/A	Unbundled

--- ADJUSTMENT ---

	Rate Per AF	Volume AF	Amount
Jun 2004 contribution	250.00	148.8	-37,200.00
Jul 2004 contribution	250.00	156.1	-39,025.00
Adjustment Subtotal		304.9	-76,225.00
SD-RCL13 Total		304.9	-76,225.00

Agency Name	Invoice No.	Rev.	Bill Period	Page No.	Mailed On	Due On
San Diego County Water Authority	4736	0	July 2004	6 of 7	08-10-04	09-30-04

Meter No SD-RCL15						
Reclaimed	Constant	Previous Reading	Current Reading	Volume (Cu. Ft.)	Rate Desc.	
Reclaimed		N/A	N/A	N/A	Unbundled	

--- ADJUSTMENT ---

	Rate Per AF	Volume AF	Amount
Jun 2004 contribution voided	150.00	-41.7	6,255.00
Jun 2004 contribution	150.00	51.2	-7,680.00
Jul 2004 contribution	150.00	43.9	-6,585.00
Adjustment Subtotal		53.4	-8,010.00
SD-RCL15 Total		53.4	-8,010.00

Meter No SD-RCL5						
Reclaimed	Constant	Previous Reading	Current Reading	Volume (Cu. Ft.)	Rate Desc.	
Reclaimed		N/A	N/A	N/A	Unbundled	

--- ADJUSTMENT ---

	Rate Per AF	Volume AF	Amount
FEB 2004 LPPRE	113.00	4.0	452.00
FEB 2004 LPPRE	267.00		-1,068.00
MAR 2004 LPPRE	113.00	9.3	1,050.90
MAR 2004 LPPRE	267.00		-2,483.10
APR 2004 LPPRE	113.00	4.5	508.50
APR 2004 LPPRE	267.00		-1,201.50
Adjustment Subtotal		17.8	-2,741.20
SD-RCL5 Total		17.8	-2,741.20

Meter No SD-RCL6						
Reclaimed	Constant	Previous Reading	Current Reading	Volume (Cu. Ft.)	Rate Desc.	
Reclaimed		N/A	N/A	N/A	Unbundled	

--- ADJUSTMENT ---

	Rate Per AF	Volume AF	Amount
Jun 2004 lrp contribution	250.00	192.6	-48,150.00
Adjustment Subtotal		192.6	-48,150.00
SD-RCL6 Total		192.6	-48,150.00

Meter No SD-RCL8						
Reclaimed	Constant	Previous Reading	Current Reading	Volume (Cu. Ft.)	Rate Desc.	
Reclaimed		N/A	N/A	N/A	Unbundled	

--- ADJUSTMENT ---

	Rate Per AF	Volume AF	Amount
Jun 2004 lrp contribution	210.00	158.6	-33,306.00
Adjustment Subtotal		158.6	-33,306.00
SD-RCL8 Total		158.6	-33,306.00

Meter No SDTJ-01A						
Treated Domestic	Constant	Previous Reading	Current Reading	Volume (Cu. Ft.)	Rate Desc.	
San Diego-Tijuana	1	27934553	27934553	0	Unbundled	

--- DELIVERIES ---

	Rate Per AF	Volume AF	Amount
Delivery Subtotal		0.0	0.00

MWD2010-00274713

Agency Name	Invoice No.	Rev.	Bill Period	Page No.	Mailed On	Due On
San Diego County Water Authority	4736	0	July 2004	7 of 7	08-10-04	09-30-04

SDTJ-01A Total 0.0 0.00

--- OTHER CHARGES AND CREDITS ---

	Amount
Conservation Ag.# 35244	-16,662.50
Conservation Ag.# 39099	-8,699.50
Conservation Ag.# 55346	-371,100.00
Tier 2 Surcharge adjustment for prior year 2003	-18,581.40

VOLUME TOTAL	INVOICE TOTAL
78,442.9	\$25,545,638.50

This invoice was printed on 8/9/2004 at 7:47:08AM

**MWD**

METROPOLITAN WATER DISTRICT OF SOUTHERN CALIFORNIA

700 North Alameda Street

Los Angeles, CA, 90012-2944

INVOICE**Billed To:**

San Diego County Water Authority

**Service Address**4677 Overland Avenue
San Diego, Ca. 92123-1233

August 2004	Page No. 1 of 2
Mailed: 09/10/2004	Due Date: 10/29/2004
Invoice Number: 4764	Revision: 0

NOTICE

The MWD Administrative Code Section 4507 and 4508 require that payment must be made in "Good Funds" by the due date or the payment will be considered delinquent and an additional charge shall be assessed.

DELIVERIES

	Volume (AF)
Total Water Treated Delivered	32,188.0
Total Water Untreated Delivered	30,331.9

SALES

	Type	Volume (AF)	Rate (\$ /AF)	Total (\$)
Full Service	Tier 1 Supply Rate	48,737.4	\$73.00	\$3,557,830.20
	System Access Rate	48,737.4	\$163.00	\$7,944,196.20
	Water Stewardship Rate	48,737.4	\$30.00	\$1,462,122.00
	System Power Rate	48,737.4	\$60.00	\$2,924,244.00
	Treatment Surcharge	21,288.5	\$92.00	\$1,958,542.00
IAWP	Treated	10,572.0		\$3,213,888.00
	Untreated	1,216.3		\$287,046.80
SUBTOTAL				\$21,347,869.20

MISCELLANEOUS SALES

Surface Storage Operating Agreement - Untreated, Scheduled	13,740.2	\$3,517,491.20
		\$3,517,491.20

WATER MANAGEMENT

	Volume (AF)	Total (\$)
Local Resource Programs	1,678.2	(\$349,767.80)
SUBTOTAL		(\$349,767.80)

EXCHANGES, WHEELING, AND OTHER DELIVERIES

Tijuana Emergency Deliveries and Losses	339.3	\$139,428.55
IID San Diego Exchange UnTreated	1,666.7	\$421,675.10
		\$561,103.65

OTHER CHARGES AND CREDITS

	Rate (\$ /AF)	
Conservation Credit	(\$55,646.00)	
SUBTOTAL		(\$55,646.00)

ADDITIONAL INFORMATION

	Volume (AF)	Tier1 %	Peak Day	Flow (CFS)
Purchase Order Commitment (Jan 2003 to Dec 2012)	3,338,035.2			
Purchase Order Firm Delivery To Date (Jan 2003 to Dec 2012)	923,758.7			
Tier 1 Annual Limit (For Current Year)	500,705.3			
Tier 1 YTD Deliveries (For Current Year)	396,559.4	79.0		
Tier 1 Current Month Deliveries	62,477.6			
Requested Capacity				1,296.0
Annual Peak Flow			5/4/2004	1,373.5
Summer Peak Flow			5/4/2004	1,373.5

MWD2010-00274715

Agency Name	Invoice No.	Rev.	Bill Period	Page No.	Mailed On	Due On
San Diego County Water Authority	4764	0	August 2004	2 of 2	09-10-04	10-29-04

INVOICE TOTAL

Volume AF
76,283.4

Amount Now Due
\$25,021,050.25

Note: Amount Due is based on highlighted fields.



MWD
 METROPOLITAN WATER DISTRICT OF SOUTHERN CALIFORNIA
 700 North Alameda Street
 Los Angeles, CA, 90012-2944

INVOICE DETAIL

NOTICE

The MWD Administrative Code Section 4507 and 4508 require that payment must be made in "Good Funds" by the due date or the payment will be considered delinquent and an additional charge shall be assessed.

IN ACCORDANCE WITH READINGS AND BILLING DATA LISTED BELOW

Agency Name	Invoice No.	Rev.	Bill Period	Page No.	Mailed On	Due On
San Diego County Water Authority	4764	0	August 2004	1 of 8	09-10-04	10-29-04

Meter No SD-01A

Treated Domestic	Constant	Previous Reading	Current Reading	Volume (Cu. Ft.)	Rate Desc.
Rainbow Cyn. Rd. e/o Frontage Rd.	1,000	15719524	15932819	213295000	Unbundled

--- DELIVERIES ---

	Rate Per AF	Volume AF	Amount
Tier 1 Supply Rate	73.00	4,896.6	357,451.80
System Access Rate	163.00	4,896.6	798,145.80
Water Stewardship Rate	30.00	4,896.6	146,898.00
System Power Rate	60.00	4,896.6	293,796.00
Treatment Surcharge	92.00	4,896.6	450,487.20
Delivery Subtotal		4,896.6	2,046,778.80
SD-01A Total		4,896.6	2,046,778.80

Meter No SD-01B

Treated Domestic	Constant	Previous Reading	Current Reading	Volume (Cu. Ft.)	Rate Desc.
Rainbow Cyn. Rd. e/o Frontage Rd.	1,000	15310881	15523809	212928000	Unbundled

--- DELIVERIES ---

	Rate Per AF	Volume AF	Amount
Tier 1 Supply Rate	73.00	4,888.2	356,838.60
System Access Rate	163.00	4,888.2	796,776.60
Water Stewardship Rate	30.00	4,888.2	146,646.00
System Power Rate	60.00	4,888.2	293,292.00
Treatment Surcharge	92.00	4,888.2	449,714.40
Delivery Subtotal		4,888.2	2,043,267.60
SD-01B Total		4,888.2	2,043,267.60

Meter No SD-02

Treated Domestic	Constant	Previous Reading	Current Reading	Volume (Cu. Ft.)	Rate Desc.
w/o Rainbow Glen Rd.	100	13684034	14002003	31796900	Unbundled

--- DELIVERIES ---

	Rate Per AF	Volume AF	Amount
Tier 1 Supply Rate	73.00	730.0	53,290.00
System Access Rate	163.00	730.0	118,990.00
Water Stewardship Rate	30.00	730.0	21,900.00
System Power Rate	60.00	730.0	43,800.00
Treatment Surcharge	92.00	730.0	67,160.00
Delivery Subtotal		730.0	305,140.00
SD-02 Total		730.0	305,140.00

Agency Name	Invoice No.	Rev.	Bill Period	Page No.	Mailed On	Due On
San Diego County Water Authority	4764	0	August 2004	2 of 8	09-10-04	10-29-04

Meter No SD-03

Untreated Domestic	Constant	Previous Reading	Current Reading	Volume (Cu. Ft.)	Rate Desc.
Rainbow Cyn. Rd. e/o Frontage Rd.	1,000	45511272	46055712	544440000	Unbundled

--- DELIVERIES ---

	Rate Per AF	Volume AF	Amount
Tier 1 Supply Rate	73.00	12,498.6	912,397.80
System Access Rate	163.00	12,498.6	2,037,271.80
Water Stewardship Rate	30.00	12,498.6	374,958.00
System Power Rate	60.00	12,498.6	749,916.00
Delivery Subtotal		12,498.6	4,074,543.60
SD-03 Total		12,498.6	4,074,543.60

Meter No SD-05

Treated Domestic	Constant	Previous Reading	Current Reading	Volume (Cu. Ft.)	Rate Desc.
s/o Reche Rd. w/o Wilt Rd.	100	3022795	3208316	18552100	Unbundled

--- DELIVERIES ---

	Rate Per AF	Volume AF	Amount
Tier 1 Supply Rate	73.00	425.9	31,090.70
System Access Rate	163.00	425.9	69,421.70
Water Stewardship Rate	30.00	425.9	12,777.00
System Power Rate	60.00	425.9	25,554.00
Treatment Surcharge	92.00	425.9	39,182.80
Delivery Subtotal		425.9	178,026.20
SD-05 Total		425.9	178,026.20

Meter No SD-07

Treated Domestic	Constant	Previous Reading	Current Reading	Volume (Cu. Ft.)	Rate Desc.
e/o Wilt Rd. n/o Dos Ninos Ave.	1,000	82709208	83602456	893248000	Unbundled

--- DELIVERIES ---

	Rate Per AF	Volume AF	Amount
Tier 1 Supply Rate	73.00	20,506.2	1,496,952.60
System Access Rate	163.00	20,506.2	3,342,510.60
Water Stewardship Rate	30.00	20,506.2	615,186.00
System Power Rate	60.00	20,506.2	1,230,372.00
Treatment Surcharge	92.00	20,506.2	1,886,570.40
Delivery Subtotal		20,506.2	8,571,591.60

--- ADJUSTMENT ---

	Rate Per AF	Volume AF	Amount
Jun 2004 adj full service to agr voided	418.00	80.7	33,732.60
Jun 2004 adj full service to agr voided (Carlsbad Municipal)	304.00	-80.7	-24,532.80
Jun 2004 adj full service to agr voided	418.00	911.0	380,798.00
Jun 2004 adj full service to agr voided (Fallbrook)	304.00	-911.0	-276,944.00
Jun 2004 adj full service to agr voided	418.00	66.5	27,797.00
Jun 2004 adj full service to agr voided (Oceanside)	304.00	-66.5	-20,216.00
Jun 2004 adj full service to agr voided	418.00	22.8	9,530.40
Jun 2004 adj full service to agr voided (Olivenhain)	304.00	-22.8	-6,931.20
Jun 2004 adj full service to agr voided	418.00	8.5	3,553.00
Jun 2004 adj full service to agr voided (Otay)	304.00	-8.5	-2,584.00
Jun 2004 adj full service to agr voided	418.00	292.0	122,056.00
Jun 2004 adj full service to agr voided (Padre Dam)	304.00	-292.0	-88,768.00
Jun 2004 adj full service to agr voided	418.00	2,399.8	1,003,116.40
Jun 2004 adj full service to agr voided (Rainbow)	304.00	-2,399.8	-729,539.20
Jun 2004 adj full service to agr voided	418.00	263.7	110,226.60
Jun 2004 adj full service to agr voided (Ramona)	304.00	-263.7	-80,164.80
Jun 2004 adj full service to agr voided	418.00	99.4	41,549.20
Jun 2004 adj full service to agr voided (Rincon)	304.00	-99.4	-30,217.60

Agency Name	Invoice No.	Rev	Bill Period	Page No.	Mailed On	Due On
San Diego County Water Authority	4764	0	August 2004	3 of 8	09-10-04	10-29-04

--- ADJUSTMENT ---

	Rate Per AF	Volume AF	Amount
Jun 2004 adj full service to agr voided	418.00	5.0	2,090.00
Jun 2004 adj full service to agr voided (City of San Diego)	304.00	-5.0	-1,520.00
Jun 2004 adj full service to agr voided	418.00	291.8	121,972.40
Jun 2004 adj full service to agr voided (Vallecitos)	304.00	-291.8	-88,707.20
Jun 2004 adj full service to agr voided	418.00	4,016.1	1,678,729.80
Jun 2004 adj full service to agr voided (Valley Center)	304.00	-4,016.1	-1,220,894.40
Jun 2004 adj full service to agr voided	418.00	60.0	25,080.00
Jun 2004 adj full service to agr voided (Vista)	304.00	-60.0	-18,240.00
Jun 2004 adj full service to agr voided	418.00	496.9	207,704.20
Jun 2004 adj full service to agr voided (Yuima)	304.00	-496.9	-151,057.60
Jun 2004 adj full service to agr voided	418.00	-80.4	-33,607.20
Jun 2004 adj full service to agr voided (Carlsbad Municipal)	304.00	80.4	24,441.60
Jun 2004 adj full service to agr voided	418.00	-907.5	-379,335.00
Jun 2004 adj full service to agr voided (Fallbrook)	304.00	907.5	275,880.00
Jun 2004 adj full service to agr voided	418.00	-66.3	-27,713.40
Jun 2004 adj full service to agr voided (Oceanside)	304.00	66.3	20,155.20
Jun 2004 adj full service to agr voided	418.00	-22.7	-9,488.80
Jun 2004 adj full service to agr voided (Olivenhain)	304.00	22.7	6,900.80
Jun 2004 adj full service to agr voided	418.00	-8.4	-3,511.20
Jun 2004 adj full service to agr voided (Otay)	304.00	8.4	2,553.60
Jun 2004 adj full service to agr voided	418.00	-290.9	-121,596.20
Jun 2004 adj full service to agr voided (Padre Dam)	304.00	290.9	88,433.60
Jun 2004 adj full service to agr voided	418.00	-262.7	-109,808.60
Jun 2004 adj full service to agr voided (Ramona)	304.00	262.7	79,860.80
Jun 2004 adj full service to agr voided	418.00	-99.0	-41,382.00
Jun 2004 adj full service to agr voided (Rincon)	304.00	99.0	30,096.00
Jun 2004 adj full service to agr voided	418.00	-5.0	-2,090.00
Jun 2004 adj full service to agr voided (City of San Diego)	304.00	5.0	1,520.00
Jun 2004 adj full service to agr voided	418.00	-290.7	-121,512.60
Jun 2004 adj full service to agr voided (Vallecitos)	304.00	290.7	88,372.80
Jun 2004 adj full service to agr voided	418.00	-59.8	-24,996.40
Jun 2004 adj full service to agr voided (Vista)	304.00	59.8	18,179.20
Jun 2004 adj full service to agr voided	418.00	-494.9	-206,868.20
Jun 2004 adj full service to agr voided (Yuima)	304.00	494.9	150,449.60
Jun 2004 adj full service to agr voided	418.00	-2,390.9	-999,396.20
Jun 2004 adj full service to agr voided (Rainbow)	304.00	2,390.9	726,833.60
Jun 2004 adj full service to agr voided	418.00	-4,001.2	-1,672,501.60
Jun 2004 adj full service to agr voided (Valley Center)	304.00	4,001.2	1,216,364.80
Jul 2004 adj full service to agr voided	418.00	-92.8	-38,790.40
Jul 2004 adj full service to agr voided (Carlsbad Municipal)	304.00	92.8	28,211.20
Jul 2004 adj full service to agr voided	418.00	-1,248.8	-521,998.40
Jul 2004 adj full service to agr voided (Fallbrook)	304.00	1,248.8	379,635.20
Jul 2004 adj full service to agr voided	418.00	-99.0	-41,382.00
Jul 2004 adj full service to agr voided (Oceanside)	304.00	99.0	30,096.00
Jul 2004 adj full service to agr voided	418.00	-35.4	-14,797.20
Jul 2004 adj full service to agr voided (Olivenhain)	304.00	35.4	10,761.60
Jul 2004 adj full service to agr voided	418.00	-10.5	-4,389.00
Jul 2004 adj full service to agr voided (Otay)	304.00	10.5	3,192.00
Jul 2004 adj full service to agr voided	418.00	-2,839.1	-1,186,743.60
Jul 2004 adj full service to agr voided (Rainbow)	304.00	2,839.1	863,086.40
Jul 2004 adj full service to agr voided	418.00	-371.9	-155,454.20
Jul 2004 adj full service to agr voided (Ramona)	304.00	371.9	113,057.60
Jul 2004 adj full service to agr voided	418.00	-4.1	-1,713.80
Jul 2004 adj full service to agr voided (City of San Diego)	304.00	4.1	1,246.40
Jul 2004 adj full service to agr voided	418.00	-329.1	-137,563.80
Jul 2004 adj full service to agr voided (Vallecitos)	304.00	329.1	100,046.40
Jul 2004 adj full service to agr voided	418.00	-4,822.7	-2,015,888.60
Jul 2004 adj full service to agr voided (Valley Center)	304.00	4,822.7	1,466,100.80
Jul 2004 adj full service to agr voided	418.00	-77.7	-32,478.60
Jul 2004 adj full service to agr voided (Vista)	304.00	77.7	23,620.80
Jul 2004 adj full service to agr voided	418.00	-674.5	-281,941.00
Jul 2004 adj full service to agr voided (Yuima)	304.00	674.5	205,048.00
Jul 2004 adj from full service to tijuana delivery	418.00	-327.5	-136,895.00

Agency Name	Invoice No.	Rev.	Bill Period	Page No.	Mailed On	Due On
San Diego County Water Authority	4764	0	August 2004	4 of 8	09-10-04	10-29-04

Adjustment Subtotal	-327.5	-1,342,080.20
SD-07 Total	20,178.7	7,229,511.40

Meter No SD-08

Treated Domestic	Constant	Previous Reading	Current Reading	Volume (Cu. Ft.)	Rate Desc.
n/o Red Mtn. n/o Mission Rd.	100	23630416	23818746	18833000	Unbundled

--- DELIVERIES ---

	Rate Per AF	Volume AF	Amount
Tier 1 Supply Rate	73.00	432.3	31,557.90
System Access Rate	163.00	432.3	70,464.90
Water Stewardship Rate	30.00	432.3	12,969.00
System Power Rate	60.00	432.3	25,938.00
Treatment Surcharge	92.00	432.3	39,771.60
Delivery Subtotal		432.3	180,701.40

--- ADJUSTMENT ---

	Rate Per AF	Volume AF	Amount
Jul 2004 adj full service to agr	418.00	-0.2	-83.60
Jul 2004 adj full service to agr (Santa Fe Irrigation)	304.00	0.2	60.80
Adjustment Subtotal		0.0	-22.80
SD-08 Total		432.3	180,678.60

Meter No SD-09

Treated Domestic	Constant	Previous Reading	Current Reading	Volume (Cu. Ft.)	Rate Desc.
w/o Rainbow Glen. Rd. n/o Red Mtn.	100	5491095	5625607	13451200	Unbundled

--- DELIVERIES ---

	Rate Per AF	Volume AF	Amount
Tier 1 Supply Rate	73.00	308.8	22,542.40
System Access Rate	163.00	308.8	50,334.40
Water Stewardship Rate	30.00	308.8	9,264.00
System Power Rate	60.00	308.8	18,528.00
Treatment Surcharge	92.00	308.8	28,409.60
Delivery Subtotal		308.8	129,078.40

SD-09 Total	308.8	129,078.40
--------------------	-------	------------

Meter No SD-11

Untreated Domestic	Constant	Previous Reading	Current Reading	Volume (Cu. Ft.)	Rate Desc.
e/o Wilt Rd. n/o Dos Ninos Ave.	10,000	9693296	9770978	776820000	Unbundled

--- DELIVERIES ---

	Rate Per AF	Volume AF	Amount
Tier 1 Supply Rate	73.00	17,833.3	1,301,830.90
System Access Rate	163.00	17,833.3	2,906,827.90
Water Stewardship Rate	30.00	17,833.3	534,999.00
System Power Rate	60.00	17,833.3	1,069,998.00
Delivery Subtotal		17,833.3	5,813,655.80

--- ADJUSTMENT ---

	Rate Per AF	Volume AF	Amount
Jun 2004 adj full service to agr voided	326.00	20.9	6,813.40
Jun 2004 adj full service to agr voided (Poway)	236.00	-20.9	-4,932.40
Jun 2004 adj full service to agr voided	326.00	422.8	137,832.80
Jun 2004 adj full service to agr voided (Escondido)	236.00	-422.8	-99,780.80
Jun 2004 adj full service to agr voided	326.00	127.4	41,532.40
Jun 2004 adj full service to agr voided (Oceanside)	236.00	-127.4	-30,066.40
Jun 2004 adj full service to agr voided	326.00	168.6	54,963.60

Agency Name	Invoice No.	Rev	Bill Period	Page No.	Mailed On	Due On
San Diego County Water Authority	4764	0	August 2004	5 of 8	09-10-04	10-29-04

--- ADJUSTMENT ---

	Rate Per AF	Volume AF	Amount
Jun 2004 adj full service to agr voided (Olivenhain)	236.00	-168.6	-39,789.60
Jun 2004 adj full service to agr voided	326.00	221.6	72,241.60
Jun 2004 adj full service to agr voided (Ramona)	236.00	-221.6	-52,297.60
Jun 2004 adj full service to agr voided	326.00	18.6	6,063.60
Jun 2004 adj full service to agr voided (City of San Diego)	236.00	-18.6	-4,389.60
Jun 2004 adj full service to agr voided	326.00	20.0	6,520.00
Jun 2004 adj full service to agr voided (Santa Fe Irrigation)	236.00	-20.0	-4,720.00
Jun 2004 adj full service to agr voided	326.00	33.9	11,051.40
Jun 2004 adj full service to agr voided (Vista)	236.00	-33.9	-8,000.40
Jun 2004 adj full service to agr	326.00	-421.2	-137,311.20
Jun 2004 adj full service to agr (Escondido)	236.00	421.2	99,403.20
Jun 2004 adj full service to agr	326.00	-126.9	-41,369.40
Jun 2004 adj full service to agr (Oceanside)	236.00	126.9	29,948.40
Jun 2004 adj full service to agr	326.00	-167.9	-54,735.40
Jun 2004 adj full service to agr (Olivenhain)	236.00	167.9	39,624.40
Jun 2004 adj full service to agr	326.00	-58.7	-19,136.20
Jun 2004 adj full service to agr (Poway)	236.00	58.7	13,853.20
Jun 2004 adj full service to agr	326.00	-220.7	-71,948.20
Jun 2004 adj full service to agr (Ramona)	236.00	220.7	52,085.20
Jun 2004 adj full service to agr	326.00	-18.5	-6,031.00
Jun 2004 adj full service to agr (City of San Diego)	236.00	18.5	4,366.00
Jun 2004 adj full service to agr	326.00	-19.9	-6,487.40
Jun 2004 adj full service to agr (Santa Fe Irrigation)	236.00	19.9	4,696.40
Jun 2004 adj full service to agr	326.00	-33.8	-11,018.80
Jun 2004 adj full service to agr (Vista)	236.00	33.8	7,976.80
JUN 2004 ADJ Surface Storage TO Scheduled SOLD VOIDED (San Diego CWA)	256.00	-2,869.0	-734,464.00
JUN 2004 ADJ Surface Storage TO Scheduled SOLD VOIDED (San Diego CWA)	256.00	-5,534.4	-1,416,806.40
JUN 2004 ADJ Surface Storage TO Scheduled SOLD VOIDED (San Diego CWA)	256.00	-1,837.0	-470,272.00
JUN 2004 ADJ Surface Storage TO Scheduled SOLD (San Diego CWA)	256.00	2,869.0	734,464.00
JUN 2004 ADJ Surface Storage TO Scheduled SOLD (San Diego CWA)	256.00	1,837.0	470,272.00
JUN 2004 ADJ Surface Storage TO Scheduled SOLD (San Diego CWA)	256.00	5,461.4	1,398,118.40
Jul 2004 adj full service to agr	326.00	-759.4	-247,564.40
Jul 2004 adj full service to agr (Escondido)	236.00	759.4	179,218.40
Jul 2004 adj full service to agr	326.00	-140.3	-45,737.80
Jul 2004 adj full service to agr (Oceanside)	236.00	140.3	33,110.80
Jul 2004 adj full service to agr	326.00	-167.1	-54,474.60
Jul 2004 adj full service to agr (Olivenhain)	236.00	167.1	39,435.60
Jul 2004 adj full service to agr	326.00	-38.1	-12,420.60
Jul 2004 adj full service to agr (Ramona)	236.00	38.1	8,991.60
Jul 2004 adj full service to agr	326.00	-18.8	-6,128.80
Jul 2004 adj full service to agr (City of San Diego)	236.00	18.8	4,436.80
Jul 2004 adj full service to agr	326.00	-35.8	-11,670.80
Jul 2004 adj full service to agr (Santa Fe Irrigation)	236.00	35.8	8,448.80
Jul 2004 adj full service to agr	326.00	-23.0	-7,498.00
Jul 2004 adj full service to agr (Vista)	236.00	23.0	5,428.00
JUL 2004 ADJ Surface Storage TO Scheduled SOLD VOIDED (San Diego CWA)	256.00	-2,056.4	-526,438.40
JUL 2004 ADJ Surface Storage TO Scheduled SOLD VOIDED (San Diego CWA)	256.00	-1,884.6	-482,457.60
JUL 2004 ADJ Surface Storage TO Scheduled SOLD VOIDED (San Diego CWA)	256.00	-468.6	-119,961.60
JUL 2004 ADJ Surface Storage TO Scheduled SOLD VOIDED (San Diego CWA)	256.00	-6,085.0	-1,557,760.00
JUL 2004 ADJ Surface Storage TO Scheduled SOLD VOIDED (San Diego CWA)	256.00	-3,880.3	-993,356.80
JUL 2004 ADJ Surface Storage TO Scheduled SOLD (San Diego CWA)	256.00	2,056.4	526,438.40
JUL 2004 ADJ Surface Storage TO Scheduled SOLD (San Diego CWA)	256.00	1,884.6	482,457.60
JUL 2004 ADJ Surface Storage TO Scheduled SOLD (San Diego CWA)	256.00	541.6	138,649.60
JUL 2004 ADJ Surface Storage TO Scheduled SOLD (San Diego CWA)	256.00	6,085.0	1,557,760.00
JUL 2004 ADJ Surface Storage TO Scheduled SOLD (San Diego CWA)	256.00	3,930.3	1,006,156.80
Aug 2004 adj from full service to exchange	326.00	-1,666.7	-543,344.20
Aug 2004 adj from full service to exchange (San Diego CWA)	253.00		421,675.10
AUG 2004 ADJ Surface Storage TO Scheduled SOLD (San Diego CWA)	256.00	597.7	153,011.20
AUG 2004 ADJ Surface Storage TO Scheduled SOLD (San Diego CWA)	256.00	6,633.7	1,698,227.20
AUG 2004 ADJ Surface Storage TO Scheduled SOLD (San Diego CWA)	256.00	6,458.8	1,653,452.80
Adjustment Subtotal		12,073.5	3,286,355.10

Agency Name	Invoice No.	Rev.	Bill Period	Page No.	Mailed On	Due On
San Diego County Water Authority	4764	0	August 2004	6 of 8	09-10-04	10-29-04

SD-11 Total 29,906.8 9,100,010.90

Meter No SD-DS1

Desalted	Constant	Previous Reading	Current Reading	Volume (Cu. Ft.)	Rate Desc.
Desalted		N/A	N/A	N/A	Unbundled

---	ADJUSTMENT	---	Rate Per AF	Volume AF	Amount
Aug 2004	lppds contribution		170.00	257.3	-43,741.00
	Adjustment Subtotal			257.3	-43,741.00
	SD-DS1 Total			257.3	-43,741.00

Meter No SD-GRP1

Recovered	Constant	Previous Reading	Current Reading	Volume (Cu. Ft.)	Rate Desc.
Recovered Greenbelt		N/A	N/A	N/A	Unbundled

---	ADJUSTMENT	---	Rate Per AF	Volume AF	Amount
AUG 2004	GRP		437.00	123.6	54,013.20
AUG 2004	GRP		687.00		-84,913.20
	Adjustment Subtotal			123.6	-30,900.00
	SD-GRP1 Total			123.6	-30,900.00

Meter No SD-RCL1

Reclaimed	Constant	Previous Reading	Current Reading	Volume (Cu. Ft.)	Rate Desc.
Reclaimed		N/A	N/A	N/A	Unbundled

---	ADJUSTMENT	---	Rate Per AF	Volume AF	Amount
Aug 2004	lrp contribution		250.00	48.8	-12,200.00
	Adjustment Subtotal			48.8	-12,200.00
	SD-RCL1 Total			48.8	-12,200.00

Meter No SD-RCL10

Reclaimed	Constant	Previous Reading	Current Reading	Volume (Cu. Ft.)	Rate Desc.
No Address 1		N/A	N/A	N/A	Unbundled

---	ADJUSTMENT	---	Rate Per AF	Volume AF	Amount
Jul 2004	contribution		200.00	580.2	-116,040.00
	Adjustment Subtotal			580.2	-116,040.00
	SD-RCL10 Total			580.2	-116,040.00

Meter No SD-RCL12

Reclaimed	Constant	Previous Reading	Current Reading	Volume (Cu. Ft.)	Rate Desc.
Reclaimed		N/A	N/A	N/A	Unbundled

---	ADJUSTMENT	---	Rate Per AF	Volume AF	Amount
Jul 2004	lrp contribution		250.00	100.2	-25,050.00
	Adjustment Subtotal			100.2	-25,050.00
	SD-RCL12 Total			100.2	-25,050.00

Agency Name	Invoice No.	Rev.	Bill Period	Page No.	Mailed On	Due On
San Diego County Water Authority	4764	0	August 2004	7 of 8	09-10-04	10-29-04

Meter No SD-RCL13

Reclaimed	Constant	Previous Reading	Current Reading	Volume (Cu. Ft.)	Rate Desc.
Reclaimed		N/A	N/A	N/A	Unbundled

--- ADJUSTMENT ---

	Rate Per AF	Volume AF	Amount
Aug 2004 contribution	250.00	162.9	-40,725.00
Adjustment Subtotal		162.9	-40,725.00
SD-RCL13 Total		162.9	-40,725.00

Meter No SD-RCL15

Reclaimed	Constant	Previous Reading	Current Reading	Volume (Cu. Ft.)	Rate Desc.
Reclaimed		N/A	N/A	N/A	Unbundled

--- ADJUSTMENT ---

	Rate Per AF	Volume AF	Amount
Aug 2004 contribution	150.00	54.2	-8,130.00
Adjustment Subtotal		54.2	-8,130.00
SD-RCL15 Total		54.2	-8,130.00

Meter No SD-RCL5

Reclaimed	Constant	Previous Reading	Current Reading	Volume (Cu. Ft.)	Rate Desc.
		N/A	N/A	N/A	Unbundled

--- ADJUSTMENT ---

	Rate Per AF	Volume AF	Amount
JUN 2004 LPPRE	113.00	4.0	452.00
JUN 2004 LPPRE	267.00		-1,068.00
JUL 2004 LPPRE	113.00	8.9	1,005.70
JUL 2004 LPPRE	267.00		-2,376.30
AUG 2004 LPPRE	113.00	21.6	2,440.80
AUG 2004 LPPRE	267.00		-5,767.20
Adjustment Subtotal		34.5	-5,313.00
SD-RCL5 Total		34.5	-5,313.00

Meter No SD-RCL6

Reclaimed	Constant	Previous Reading	Current Reading	Volume (Cu. Ft.)	Rate Desc.
Reclaimed		N/A	N/A	N/A	Unbundled

--- ADJUSTMENT ---

	Rate Per AF	Volume AF	Amount
Jul 2004 lrp contribution	250.00	112.4	-28,100.00
Adjustment Subtotal		112.4	-28,100.00
SD-RCL6 Total		112.4	-28,100.00

Meter No SD-RCL8

Reclaimed	Constant	Previous Reading	Current Reading	Volume (Cu. Ft.)	Rate Desc.
Reclaimed		N/A	N/A	N/A	Unbundled

--- ADJUSTMENT ---

	Rate Per AF	Volume AF	Amount
Jul 2004 lrp contribution	200.00	176.9	-35,380.00
Adjustment Subtotal		176.9	-35,380.00

Agency Name	Invoice No.	Rev.	Bill Period	Page No.	Mailed On	Due On
San Diego County Water Authority	4764	0	August 2004	8 of 8	09-10-04	10-29-04

SD-RCL8 Total 176.9 -35,380.00

Meter No SD-RCL9

Reclaimed	Constant	Previous Reading	Current Reading	Volume (Cu. Ft.)	Rate Desc.
		N/A	N/A	N/A	Unbundled

--- ADJUSTMENT ---

	Rate Per AF	Volume AF	Amount
May 2004 lppre voided	113.00	-27.9	-3,152.70
May 2004 lppre voided	267.00		7,449.30
MAY 2004 LPPRE	113.00	26.5	2,994.50
MAY 2004 LPPRE	267.00		-7,075.50
JUL 2004 LPPRE	113.00	28.6	3,231.80
JUL 2004 LPPRE	267.00		-7,636.20
Adjustment Subtotal		27.2	-4,188.80

SD-RCL9 Total 27.2 -4,188.80

Meter No SDTJ-01A

Treated Domestic	Constant	Previous Reading	Current Reading	Volume (Cu. Ft.)	Rate Desc.
San Diego-Tijuana	133.68	102724	102724	0	Unbundled

--- DELIVERIES ---

	Rate Per AF	Volume AF	Amount
System Access Rate METER CORRECTION JULY 2004	163.00	314.9	51,328.70
Water Stewardship Rate METER CORRECTION JULY 2004	30.00	314.9	9,447.00
Treatment Surcharge METER CORRECTION JULY 2004	92.00	314.9	28,970.80
Variable Power Rate METER CORRECTION JULY 2004	125.93	314.9	39,655.36
Delivery Subtotal		314.9	129,401.86

--- ADJUSTMENT ---

	Rate Per AF	Volume AF	Amount
OTAY Loss for Tijuana Delivery (Otay)	410.93	9.4	3,862.74
SD Loss for Tijuana Delivery (San Diego CWA)	410.93	3.2	1,314.98
MWD Loss for Tijuana Delivery	410.93	11.8	4,848.97
Adjustment Subtotal		24.4	10,026.69

SDTJ-01A Total 339.3 139,428.55

--- OTHER CHARGES AND CREDITS ---

	Amount
Conservation Ag# 39099	-7,356.00
Conservation Ag# 55708	-48,290.00

VOLUME TOTAL 76,283.4 INVOICE TOTAL \$25,021,050.25

This invoice was printed on 9/9/2004 at 12:08:00PM

**MWD**

METROPOLITAN WATER DISTRICT OF SOUTHERN CALIFORNIA

700 North Alameda Street

Los Angeles, CA, 90012-2944

INVOICE**Billed To:**

San Diego County Water Authority

**Service Address**4677 Overland Avenue
San Diego, Ca. 92123-1233

September 2004

Page No. 1 of 2

Mailed: 10/08/2004

Due Date: 11/30/2004

Invoice Number: 4792

Revision: 0

NOTICE

The MWD Administrative Code Section 4507 and 4508 require that payment must be made in "Good Funds" by the due date or the payment will be considered delinquent and an additional charge shall be assessed.

DELIVERIES

	Volume (AF)
Total Water Treated Delivered	30,132.4
Total Water Untreated Delivered	30,699.2

SALES

	Type	Volume (AF)	Rate (\$ /AF)	Total (\$)
Full Service	Tier 1 Supply Rate	47,714.4	\$73.00	\$3,483,151.20
	System Access Rate	47,714.4	\$163.00	\$7,777,447.20
	Water Stewardship Rate	47,714.4	\$30.00	\$1,431,432.00
	System Power Rate	47,714.4	\$60.00	\$2,862,864.00
	Treatment Surcharge	19,659.9	\$92.00	\$1,808,710.80
IAWP	Treated	10,472.5		\$3,183,640.00
	Untreated	978.0		\$230,808.00
SUBTOTAL				\$20,778,053.20

MISCELLANEOUS SALES

Surface Storage Operating Agreement - Treated, Called	83.0	\$25,979.00
Surface Storage Operating Agreement - Treated, Scheduled	1.3	\$452.40
Surface Storage Operating Agreement - Untreated, Called	231.3	\$51,117.30
Surface Storage Operating Agreement - Untreated, Scheduled	14,702.9	\$3,763,942.40
		\$3,841,491.10

WATER MANAGEMENT

	Volume (AF)	Total (\$)
Local Resource Programs	1,510.1	(\$323,481.20)
SUBTOTAL		(\$323,481.20)

EXCHANGES, WHEELING, AND OTHER DELIVERIES

IID San Diego Exchange UnTreated	1,666.7	\$421,675.10
		\$421,675.10

OTHER CHARGES AND CREDITS

		Rate (\$ /AF)	
Conservation Credit			(\$71,940.00)
Tier 2 Surcharge for 2003	680.3	\$81.00	(\$55,104.30)
Miscellaneous Debit/Credit (See Detail)			(\$637,102.71)
SUBTOTAL			(\$764,147.01)

MWD2010-00274725

**MWD**

METROPOLITAN WATER DISTRICT OF SOUTHERN CALIFORNIA

700 North Alameda Street

Los Angeles, CA, 90012-2944

INVOICE**Billed To:**

San Diego County Water Authority

**Service Address**4677 Overland Avenue
San Diego, Ca. 92123-1233

September 2004

Page No. 2 of 2.

Mailed: 10/08/2004

Due Date: 11/30/2004

Invoice Number: 4792.

Revision: 0

NOTICE

The MWD Administrative Code Section 4507 and 4508 require that payment must be made in "Good Funds" by the due date or the payment will be considered delinquent and an additional charge shall be assessed.

ADDITIONAL INFORMATION

	Volume (AF)	Tier1 %	Peak Day	Flow (CFS)
Purchase Order Commitment (Jan 2003 to Dec 2012)	3,342,570.6			
Purchase Order Firm Delivery To Date (Jan 2003 to Dec 2012)	986,491.6			
Tier 1 Annual Limit (For Current Year)	501,385.6			
Tier 1 YTD Deliveries (For Current Year)	459,280.5	92.0		
Tier 1 Current Month Deliveries	62,732.9			
Requested Capacity				1,296.0
Annual Peak Flow			5/4/2004	1,373.5
Summer Peak Flow			5/4/2004	1,373.5

INVOICE TOTAL

Volume AF

75,693.5

Amount Now Due

\$23,953,591.19

Note: Amount Due is based on highlighted fields

MWD2010-00274726



MWD
 METROPOLITAN WATER DISTRICT OF SOUTHERN CALIFORNIA
 700 North Alameda Street
 Los Angeles, CA, 90012-2944

INVOICE DETAIL

NOTICE

The MWD Administrative Code Section 4507 and 4508 require that payment must be made in "Good Funds" by the due date or the payment will be considered delinquent and an additional charge shall be assessed.

IN ACCORDANCE WITH READINGS AND BILLING DATA LISTED BELOW

Agency Name	Invoice No.	Rev.	Bill Period	Page No.	Mailed On	Due On
San Diego County Water Authority	4792	0	September 2004	1 of 7	10-08-04	11-30-04

Meter No SD-01A

Treated Domestic	Constant	Previous Reading	Current Reading	Volume (Cu. Ft.)	Rate Desc
Rainbow Cyn. Rd. e/o Frontage Rd.	1,000	15932819	16141258	208439000	Unbundled

--- DELIVERIES ---			Rate Per AF	Volume AF	Amount
Tier 1 Supply Rate			73.00	4,785.1	349,312.30
System Access Rate			163.00	4,785.1	779,971.30
Water Stewardship Rate			30.00	4,785.1	143,553.00
System Power Rate			60.00	4,785.1	287,106.00
Treatment Surcharge			92.00	4,785.1	440,229.20
Delivery Subtotal				4,785.1	2,000,171.80
SD-01A Total				4,785.1	2,000,171.80

Meter No SD-01B

Treated Domestic	Constant	Previous Reading	Current Reading	Volume (Cu. Ft.)	Rate Desc
Rainbow Cyn. Rd. e/o Frontage Rd.	1,000	15523809	15731580	207771000	Unbundled

--- DELIVERIES ---			Rate Per AF	Volume AF	Amount
Tier 1 Supply Rate			73.00	4,769.8	348,195.40
System Access Rate			163.00	4,769.8	777,477.40
Water Stewardship Rate			30.00	4,769.8	143,094.00
System Power Rate			60.00	4,769.8	286,188.00
Treatment Surcharge			92.00	4,769.8	438,821.60
Delivery Subtotal				4,769.8	1,993,776.40
SD-01B Total				4,769.8	1,993,776.40

Meter No SD-02

Treated Domestic	Constant	Previous Reading	Current Reading	Volume (Cu. Ft.)	Rate Desc
w/o Rainbow Glen Rd.	100	14002003	14331033	32903000	Unbundled

--- DELIVERIES ---			Rate Per AF	Volume AF	Amount
Tier 1 Supply Rate			73.00	755.3	55,136.90
System Access Rate			163.00	755.3	123,113.90
Water Stewardship Rate			30.00	755.3	22,659.00
System Power Rate			60.00	755.3	45,318.00
Treatment Surcharge			92.00	755.3	69,487.60
Delivery Subtotal				755.3	315,715.40
SD-02 Total				755.3	315,715.40

Agency Name	Invoice No.	Rev.	Bill Period	Page No.	Mailed On	Due On
San Diego County Water Authority	4792	0	September 2004	2 of 7	10-08-04	11-30-04

Meter No SD-03

Untreated Domestic	Constant	Previous Reading	Current Reading	Volume (Cu. Ft.)	Rate Desc.
Rainbow Cyn. Rd. e/o Frontage Rd.	1,000	46055712	46625592	569880000	Unbundled

--- DELIVERIES ---

	Rate Per AF	Volume AF	Amount
Tier 1 Supply Rate	73.00	13,082.6	955,029.80
System Access Rate	163.00	13,082.6	2,132,463.80
Water Stewardship Rate	30.00	13,082.6	392,478.00
System Power Rate	60.00	13,082.6	784,956.00
Delivery Subtotal		13,082.6	4,264,927.60
SD-03 Total		13,082.6	4,264,927.60

Meter No SD-05

Treated Domestic	Constant	Previous Reading	Current Reading	Volume (Cu. Ft.)	Rate Desc.
s/o Reche Rd. w/o Wilt Rd.	100	3208316	3465395	25707900	Unbundled

--- DELIVERIES ---

	Rate Per AF	Volume AF	Amount
Tier 1 Supply Rate	73.00	590.2	43,084.60
System Access Rate	163.00	590.2	96,202.60
Water Stewardship Rate	30.00	590.2	17,706.00
System Power Rate	60.00	590.2	35,412.00
Treatment Surcharge	92.00	590.2	54,298.40
Delivery Subtotal		590.2	246,703.60
SD-05 Total		590.2	246,703.60

Meter No SD-07

Treated Domestic	Constant	Previous Reading	Current Reading	Volume (Cu. Ft.)	Rate Desc.
e/o Wilt Rd. n/o Dos Ninos Ave.	1,000	83602456	84409120	806664000	Unbundled

--- DELIVERIES ---

	Rate Per AF	Volume AF	Amount
Tier 1 Supply Rate	73.00	18,518.5	1,351,850.50
System Access Rate	163.00	18,518.5	3,018,515.50
Water Stewardship Rate	30.00	18,518.5	555,555.00
System Power Rate	60.00	18,518.5	1,111,110.00
Treatment Surcharge	92.00	18,518.5	1,703,702.00
Delivery Subtotal		18,518.5	7,740,733.00

--- ADJUSTMENT ---

	Rate Per AF	Volume AF	Amount
Jul 2004 adj full service to agr	418.00	-0.2	-83.60
Jul 2004 adj full service to agr (Santa Fe Irrigation)	304.00	0.2	60.80
Jul 2004 adj full service to agr voided	418.00	371.9	155,454.20
Jul 2004 adj full service to agr voided (Ramona)	304.00	-371.9	-113,057.60
Jul 2004 adj full service to agr	418.00	-289.3	-120,927.40
Jul 2004 adj full service to agr (Ramona)	304.00	289.3	87,947.20
Jul 2004 adj full service to agr	418.00	-104.7	-43,764.80
Jul 2004 adj full service to agr (Rincon)	304.00	104.7	31,828.80
Aug 2004 adj full service to agr	418.00	-92.1	-38,497.80
Aug 2004 adj full service to agr (Carlsbad Municipal)	304.00	92.1	27,998.40
Aug 2004 adj full service to agr	418.00	-1,180.8	-493,574.40
Aug 2004 adj full service to agr (Fallbrook)	304.00	1,180.8	358,963.20
Aug 2004 adj full service to agr	418.00	-509.6	-213,012.80
Aug 2004 adj full service to agr (Ramona)	304.00	509.6	154,918.40
Aug 2004 adj full service to agr	418.00	-102.5	-42,845.00
Aug 2004 adj full service to agr (Rincon)	304.00	102.5	31,160.00
Aug 2004 adj full service to agr	418.00	-0.4	-167.20
Aug 2004 adj full service to agr (City of San Diego)	304.00	0.4	121.60

Agency Name	Invoice No.	Rev.	Bill Period	Page No.	Mailed On	Due On
San Diego County Water Authority	4792	0	September 2004	3 of 7	10-08-04	11-30-04

--- ADJUSTMENT ---

	Rate Per AF	Volume AF	Amount
Aug 2004 adj full service to agr	418.00	-0.1	-41.80
Aug 2004 adj full service to agr (Santa Fe Irrigation)	304.00	0.1	30.40
Aug 2004 adj full service to agr	418.00	-319.7	-133,634.60
Aug 2004 adj full service to agr (Vallecitos)	304.00	319.7	97,188.80
Aug 2004 adj full service to agr	418.00	-4,598.3	-1,922,089.40
Aug 2004 adj full service to agr (Valley Center)	304.00	4,598.3	1,397,883.20
Aug 2004 adj full service to agr	418.00	-71.8	-30,012.40
Aug 2004 adj full service to agr (Vista)	304.00	71.8	21,827.20
Aug 2004 adj full service to agr	418.00	-667.6	-279,056.80
Aug 2004 adj full service to agr (Yuima)	304.00	667.6	202,950.40
Aug 2004 adj full service to agr	418.00	-93.1	-38,915.80
Aug 2004 adj full service to agr (Oceanside)	304.00	93.1	28,302.40
Aug 2004 adj full service to agr	418.00	-34.2	-14,295.60
Aug 2004 adj full service to agr (Olivenhain)	304.00	34.2	10,396.80
Aug 2004 adj full service to agr	418.00	-15.5	-6,479.00
Aug 2004 adj full service to agr (Otay)	304.00	15.5	4,712.00
Aug 2004 adj full service to agr	418.00	-2,764.7	-1,155,644.80
Aug 2004 adj full service to agr (Rainbow)	304.00	2,764.7	840,468.80
SEP 2004 ADJ Surface Storage TO Scheduled SOLD (San Diego CWA)	348.00	1.3	452.40
SEP 2004 ADJ Surface Storage TO Called SOLD (San Diego CWA)	313.00	83.0	25,979.00
Adjustment Subtotal		84.3	-1,167,456.40
SD-07 Total		18,602.8	6,573,276.60

Meter No SD-08

Treated Domestic	Constant	Previous Reading	Current Reading	Volume (Cu. Ft.)	Rate Desc.
n/o Red Mtn. n/o Mission Rd.	100	23818746	24000256	18151000	Unbundled

--- DELIVERIES ---

	Rate Per AF	Volume AF	Amount
Tier 1 Supply Rate	73.00	416.7	30,419.10
System Access Rate	163.00	416.7	67,922.10
Water Stewardship Rate	30.00	416.7	12,501.00
System Power Rate	60.00	416.7	25,002.00
Treatment Surcharge	92.00	416.7	38,336.40
Delivery Subtotal		416.7	174,180.60

--- ADJUSTMENT ---

	Rate Per AF	Volume AF	Amount
Jul 2004 adj full service to agr voided	418.00	0.2	83.60
Jul 2004 adj full service to agr voided (Santa Fe Irrigation)	304.00	-0.2	-60.80
Adjustment Subtotal		0.0	22.80
SD-08 Total		416.7	174,203.40

Meter No SD-09

Treated Domestic	Constant	Previous Reading	Current Reading	Volume (Cu. Ft.)	Rate Desc.
w/o Rainbow Glen. Rd. n/o Red Mtn.	100	5625607	5754883	12927600	Unbundled

--- DELIVERIES ---

	Rate Per AF	Volume AF	Amount
Tier 1 Supply Rate	73.00	296.8	21,666.40
System Access Rate	163.00	296.8	48,378.40
Water Stewardship Rate	30.00	296.8	8,904.00
System Power Rate	60.00	296.8	17,808.00
Treatment Surcharge	92.00	296.8	27,305.60
Delivery Subtotal		296.8	124,062.40
SD-09 Total		296.8	124,062.40

Agency Name	Invoice No.	Rev.	Bill Period	Page No.	Mailed On	Due On
San Diego County Water Authority	4792	0	September 2004	4 of 7	10-08-04	11-30-04

Meter No. SD-11

Untreated Domestic	Constant	Previous Reading	Current Reading	Volume (Cu. Ft.)	Rate Desc.
e/o Wilt Rd. n/o Dos Ninos Ave.	10,000	9770978	9847716	767380000	Unbundled

--- DELIVERIES ---

	Rate Per AF	Volume AF	Amount
Tier 1 Supply Rate	73.00	17,616.6	1,286,011.80
System Access Rate	163.00	17,616.6	2,871,505.80
Water Stewardship Rate	30.00	17,616.6	528,498.00
System Power Rate	60.00	17,616.6	1,056,996.00
Delivery Subtotal		17,616.6	5,743,011.60

--- ADJUSTMENT ---

	Rate Per AF	Volume AF	Amount
Jul 2004 adj full service to agr voided	326.00	35.8	11,670.80
Jul 2004 adj full service to agr voided (Santa Fe Irrigation)	236.00	-35.8	-8,448.80
Jul 2004 adj full service to agr	326.00	-35.8	-11,670.80
Jul 2004 adj full service to agr (Santa Fe Irrigation)	236.00	35.8	8,448.80
Jul 2004 adj full service to agr voided	326.00	38.1	12,420.60
Jul 2004 adj full service to agr voided (Ramona)	236.00	-38.1	-8,991.60
Jul 2004 adj full service to agr	326.00	-29.7	-8,682.20
Jul 2004 adj full service to agr (Ramona)	236.00	29.7	7,009.20
JUL 2004 ADJ Surface Storage TO Scheduled SOLD VOIDED (San Diego CWA)	256.00	-2,056.4	-526,438.40
JUL 2004 ADJ Surface Storage TO Scheduled SOLD VOIDED (San Diego CWA)	256.00	-1,884.6	-482,457.60
JUL 2004 ADJ Surface Storage TO Scheduled SOLD VOIDED (San Diego CWA)	256.00	-541.6	-138,649.60
JUL 2004 ADJ Surface Storage TO Scheduled SOLD VOIDED (San Diego CWA)	256.00	-6,085.0	-1,557,760.00
JUL 2004 ADJ Surface Storage TO Scheduled SOLD VOIDED (San Diego CWA)	256.00	-3,930.3	-1,008,156.80
JUL 2004 ADJ Surface Storage TO Scheduled SOLD (San Diego CWA)	256.00	2,056.4	526,438.40
JUL 2004 ADJ Surface Storage TO Scheduled SOLD (San Diego CWA)	256.00	1,884.6	482,457.60
JUL 2004 ADJ Surface Storage TO Scheduled SOLD (San Diego CWA)	256.00	541.6	138,649.60
JUL 2004 ADJ Surface Storage TO Scheduled SOLD (San Diego CWA)	256.00	6,085.0	1,557,760.00
JUL 2004 ADJ Surface Storage TO Scheduled SOLD (San Diego CWA)	256.00	3,961.3	1,014,092.80
Aug 2004 adj full service to agr	326.00	-614.4	-200,294.40
Aug 2004 adj full service to agr (Escondido)	236.00	614.4	144,998.40
Aug 2004 adj full service to agr	326.00	-2.2	-717.20
Aug 2004 adj full service to agr (City of San Diego)	236.00	2.2	519.20
Aug 2004 adj full service to agr	326.00	-18.0	-5,868.00
Aug 2004 adj full service to agr (Santa Fe Irrigation)	236.00	18.0	4,248.00
Aug 2004 adj full service to agr	326.00	-22.9	-7,465.40
Aug 2004 adj full service to agr (Vista)	236.00	22.9	5,404.40
Aug 2004 adj full service to agr	326.00	-133.5	-43,521.00
Aug 2004 adj full service to agr (Oceanside)	236.00	133.5	31,506.00
Aug 2004 adj full service to agr	326.00	-195.4	-63,700.40
Aug 2004 adj full service to agr (Olivenhain)	236.00	195.4	46,114.40
AUG 2004 ADJ Surface Storage TO Scheduled SOLD VOIDED (San Diego CWA)	256.00	-597.7	-153,011.20
AUG 2004 ADJ Surface Storage TO Scheduled SOLD VOIDED (San Diego CWA)	256.00	-6,633.7	-1,698,227.20
AUG 2004 ADJ Surface Storage TO Scheduled SOLD VOIDED (San Diego CWA)	256.00	-6,458.8	-1,653,452.80
AUG 2004 ADJ Surface Storage TO Scheduled SOLD (San Diego CWA)	256.00	597.7	153,011.20
AUG 2004 ADJ Surface Storage TO Scheduled SOLD (San Diego CWA)	256.00	6,602.7	1,690,291.20
AUG 2004 ADJ Surface Storage TO Scheduled SOLD (San Diego CWA)	256.00	6,522.8	1,669,836.80
Sep 2004 adj from full service to exchange	326.00	-1,666.7	-543,344.20
Sep 2004 adj from full service to exchange (San Diego CWA)	253.00		421,675.10
SEP 2004 ADJ Surface Storage TO Scheduled SOLD (San Diego CWA)	256.00	600.0	153,600.00
SEP 2004 ADJ Surface Storage TO Scheduled SOLD (San Diego CWA)	256.00	9,793.7	2,507,187.20
SEP 2004 ADJ Surface Storage TO Scheduled SOLD (San Diego CWA)	256.00	4,245.2	1,086,771.20
SEP 2004 ADJ Surface Storage TO Called SOLD (San Diego CWA)	221.00	231.3	51,117.30
Adjustment Subtotal		13,267.5	3,605,370.60
SD-11 Total		30,884.1	9,348,382.20

Agency Name	Invoice No.	Rev.	Bill Period	Page No.	Mailed On	Due On
San Diego County Water Authority	4792	0	September 2004	5 of 7	10-08-04	11-30-04

Meter No SD-DS1						
Desalted	Constant	Previous Reading	Current Reading	Volume (Cu. Ft.)	Rate Desc.	
Desalted		N/A	N/A	N/A	Unbundled	

--- ADJUSTMENT ---						
		Rate Per AF	Volume AF	Amount		
Sep 2004 lppds contribution		170.00	205.2	-34,884.00		
Adjustment Subtotal			205.2	-34,884.00		
SD-DS1 Total			205.2	-34,884.00		

Meter No SD-GRP1						
Recovered	Constant	Previous Reading	Current Reading	Volume (Cu. Ft.)	Rate Desc.	
Recovered Greenbelt		N/A	N/A	N/A	Unbundled	

--- ADJUSTMENT ---						
		Rate Per AF	Volume AF	Amount		
SEP 2004 GRP		437.00	119.7	52,308.90		
SEP 2004 GRP		687.00		-82,233.90		
Adjustment Subtotal			119.7	-29,925.00		
SD-GRP1 Total			119.7	-29,925.00		

Meter No SD-RCL1						
Reclaimed	Constant	Previous Reading	Current Reading	Volume (Cu. Ft.)	Rate Desc.	
Reclaimed		N/A	N/A	N/A	Unbundled	

--- ADJUSTMENT ---						
		Rate Per AF	Volume AF	Amount		
Sep 2004 lrp contribution		250.00	44.7	-11,175.00		
Adjustment Subtotal			44.7	-11,175.00		
SD-RCL1 Total			44.7	-11,175.00		

Meter No SD-RCL10						
Reclaimed	Constant	Previous Reading	Current Reading	Volume (Cu. Ft.)	Rate Desc.	
No Address 1		N/A	N/A	N/A	Unbundled	

--- ADJUSTMENT ---						
		Rate Per AF	Volume AF	Amount		
Aug 2004 contribution		200.00	410.8	-82,160.00		
Adjustment Subtotal			410.8	-82,160.00		
SD-RCL10 Total			410.8	-82,160.00		

Meter No SD-RCL11						
Reclaimed	Constant	Previous Reading	Current Reading	Volume (Cu. Ft.)	Rate Desc.	
Reclaimed		N/A	N/A	N/A	Unbundled	

--- ADJUSTMENT ---						
		Rate Per AF	Volume AF	Amount		
Sep 2004 contribution		250.00	11.0	-2,750.00		
Adjustment Subtotal			11.0	-2,750.00		
SD-RCL11 Total			11.0	-2,750.00		

Agency Name	Invoice No.	Rev.	Bill Period	Page No.	Mailed On	Due On
San Diego County Water Authority	4792	0	September 2004	6 of 7	10-08-04	11-30-04

Meter No SD-RCL12

Reclaimed	Constant	Previous Reading	Current Reading	Volume (Cu. Ft.)	Rate Desc.
Reclaimed		N/A	N/A	N/A	Unbundled

--- ADJUSTMENT ---

	Rate Per AF	Volume AF	Amount
Aug 2004 lrp contribution	250.00	91.4	-22,850.00
Sep 2004 lrp contribution	250.00	120.7	-30,175.00
Adjustment Subtotal		212.1	-53,025.00
SD-RCL12 Total		212.1	-53,025.00

Meter No SD-RCL13

Reclaimed	Constant	Previous Reading	Current Reading	Volume (Cu. Ft.)	Rate Desc.
Reclaimed		N/A	N/A	N/A	Unbundled

--- ADJUSTMENT ---

	Rate Per AF	Volume AF	Amount
Sep 2004 contribution	250.00	133.8	-33,450.00
Adjustment Subtotal		133.8	-33,450.00
SD-RCL13 Total		133.8	-33,450.00

Meter No SD-RCL15

Reclaimed	Constant	Previous Reading	Current Reading	Volume (Cu. Ft.)	Rate Desc.
Reclaimed		N/A	N/A	N/A	Unbundled

--- ADJUSTMENT ---

	Rate Per AF	Volume AF	Amount
Sep 2004 contribution	150.00	54.6	-8,190.00
Adjustment Subtotal		54.6	-8,190.00
SD-RCL15 Total		54.6	-8,190.00

Meter No SD-RCL6

Reclaimed	Constant	Previous Reading	Current Reading	Volume (Cu. Ft.)	Rate Desc.
Reclaimed		N/A	N/A	N/A	Unbundled

--- ADJUSTMENT ---

	Rate Per AF	Volume AF	Amount
Aug 2004 lrp contribution	250.00	112.6	-28,150.00
Adjustment Subtotal		112.6	-28,150.00
SD-RCL6 Total		112.6	-28,150.00

Meter No SD-RCL8

Reclaimed	Constant	Previous Reading	Current Reading	Volume (Cu. Ft.)	Rate Desc.
Reclaimed		N/A	N/A	N/A	Unbundled

--- ADJUSTMENT ---

	Rate Per AF	Volume AF	Amount
Aug 2004 lrp contribution	200.00	176.3	-35,260.00
Adjustment Subtotal		176.3	-35,260.00
SD-RCL8 Total		176.3	-35,260.00

Agency Name	Invoice No.	Rev.	Bill Period	Page No.	Mailed On	Due On
San Diego County Water Authority	4792	0	September 2004	7 of 7	10-08-04	11-30-04

Meter No. SD-RCL9

Reclaimed	Constant	Previous Reading	Current Reading	Volume (Cu. Ft.)	Rate Desc.
		N/A	N/A	N/A	Unbundled

--- ADJUSTMENT ---

	Rate Per AF	Volume AF	Amount
AUG 2004 LPPRE	113.00	29.3	3,310.90
AUG 2004 LPPRE	267.00		-7,823.10
Adjustment Subtotal		29.3	-4,512.20
SD-RCL9 Total		29.3	-4,512.20

Meter No. SDTJ-01A

Treated Domestic	Constant	Previous Reading	Current Reading	Volume (Cu. Ft.)	Rate Desc.
San Diego-Tijuana	133.68	102724	102724	0	Unbundled

--- DELIVERIES ---

	Rate Per AF	Volume AF	Amount
Delivery Subtotal		0.0	0.00
SDTJ-01A Total		0.0	0.00

--- OTHER CHARGES AND CREDITS ---

	Amount
Conservation Ag.# 55708	-71,940.00
RTS adjustment for FY 2003/04	-373,614.71
RTS adjustment: credit due to the RTS allocation error CY 2004	-263,488.00
Tier 2 Surcharge adjustment for prior year 2003	-55,104.30

VOLUME TOTAL	INVOICE TOTAL
75,693.5	\$23,953,591.19

This invoice was printed on 10/7/2004 at 9:14:17AM

**MWD**

METROPOLITAN WATER DISTRICT OF SOUTHERN CALIFORNIA

700 North Alameda Street

Los Angeles, CA, 90012-2944

INVOICE**Billed To:**

San Diego County Water Authority

**Service Address**4677 Overland Avenue
San Diego, Ca. 92123-1233

October 2004

Page No. 1 of 2

Mailed: 11/10/2004

Due Date: 12/30/2004

Invoice Number: 4820

Revision: 0

NOTICE

The MWD Administrative Code Section 4507 and 4508 require that payment must be made in "Good Funds" by the due date or the payment will be considered delinquent and an additional charge shall be assessed.

DELIVERIES

	Volume (AF)
Total Water Treated Delivered	17,753.5
Total Water Untreated Delivered	39,227.3

SALES

	Type	Volume (AF)	Rate (\$ /AF)	Total (\$)
Full Service	Tier 1 Supply Rate	33,087.6	\$73.00	\$2,415,394.80
	System Access Rate	33,087.6	\$163.00	\$5,393,278.80
	Water Stewardship Rate	33,087.6	\$30.00	\$992,628.00
	System Power Rate	33,087.6	\$60.00	\$1,985,256.00
	Treatment Surcharge	6,372.0	\$92.00	\$586,224.00
IAWP	Treated	11,381.5		\$3,459,976.00
	Untreated	1,097.1		\$258,915.60
SUBTOTAL				\$15,091,673.20

MISCELLANEOUS SALES

Surface Storage Operating Agreement - Untreated, Scheduled	-202.0			(\$51,712.00)
				(\$51,712.00)

WATER MANAGEMENT

	Volume (AF)	Total (\$)
Local Resource Programs	1,253.4	(\$260,124.00)
SUBTOTAL		(\$260,124.00)

EXCHANGES, WHEELING, AND OTHER DELIVERIES

IID San Diego Exchange UnTreated	1,666.6	\$421,649.80
		\$421,649.80

OTHER CHARGES AND CREDITS

	Rate (\$ /AF)	
Conservation Credit	(\$315,190.00)	
Readiness To Serve Charge	\$5,140,104.00	
Capacity Charge(Payment Schedule: S)	\$3,952,800.00	
SUBTOTAL		\$8,777,714.00

ADDITIONAL INFORMATION

	Volume (AF)	Tier1 %	Peak Day	Flow (CFS)
Purchase Order Commitment (Jan 2003 to Dec 2012)	3,342,570.6			
Purchase Order Firm Delivery To Date (Jan 2003 to Dec 2012)	1,019,377.2			
Tier 1 Annual Limit (For Current Year)	501,385.6			
Tier 1 YTD Deliveries (For Current Year)	492,166.1	98.0		
Tier 1 Current Month Deliveries	32,885.6			
Requested Capacity				1,296.0
Annual Peak Flow			5/4/2004	1,373.5
Summer Peak Flow			5/4/2004	1,373.5

MWD2010-00274734

Agency Name	Invoice No.	Rev.	Bill Period	Page No.	Mailed On	Due On
San Diego County Water Authority	4820	0	October 2004	2 of 2	11-10-04	12-30-04

INVOICE TOTAL

Volume AF
46,617.6

Amount Now Due
\$23,979,201.00

Note: Amount Due is based on highlighted fields.



MWD
 METROPOLITAN WATER DISTRICT OF SOUTHERN CALIFORNIA
 700 North Alameda Street
 Los Angeles, CA, 90012-2944

INVOICE DETAIL

NOTICE

The MWD Administrative Code Section 4507 and 4508 require that payment must be made in "Good Funds" by the due date or the payment will be considered delinquent and an additional charge shall be assessed.

IN ACCORDANCE WITH READINGS AND BILLING DATA LISTED BELOW

Agency Name	Invoice No.	Rev.	Bill Period	Page No.	Mailed On	Due On
San Diego County Water Authority	4820	0	October 2004	1 of 7	11-10-04	12-30-04

Meter No SD-01A

Treated Domestic	Constant	Previous Reading	Current Reading	Volume (Cu. Ft.)	Rate Desc.
Rainbow Cyn. Rd. e/o Frontage Rd.	1,000	16141258	16256804	115546000	Unbundled

--- DELIVERIES ---				Rate Per AF	Volume AF	Amount
Tier 1 Supply Rate				73.00	2,652.6	193,639.80
System Access Rate				163.00	2,652.6	432,373.80
Water Stewardship Rate				30.00	2,652.6	79,578.00
System Power Rate				60.00	2,652.6	159,156.00
Treatment Surcharge				92.00	2,652.6	244,039.20
Delivery Subtotal					2,652.6	1,108,786.80
SD-01A Total					2,652.6	1,108,786.80

Meter No SD-01B

Treated Domestic	Constant	Previous Reading	Current Reading	Volume (Cu. Ft.)	Rate Desc.
Rainbow Cyn. Rd. e/o Frontage Rd.	1,000	15731580	15846663	115083000	Unbundled

--- DELIVERIES ---				Rate Per AF	Volume AF	Amount
Tier 1 Supply Rate				73.00	2,641.9	192,858.70
System Access Rate				163.00	2,641.9	430,629.70
Water Stewardship Rate				30.00	2,641.9	79,257.00
System Power Rate				60.00	2,641.9	158,514.00
Treatment Surcharge				92.00	2,641.9	243,054.80
Delivery Subtotal					2,641.9	1,104,314.20
SD-01B Total					2,641.9	1,104,314.20

Meter No SD-02

Treated Domestic	Constant	Previous Reading	Current Reading	Volume (Cu. Ft.)	Rate Desc.
w/o Rainbow Glen Rd.	100	14331033	14461697	13066400	Unbundled

--- DELIVERIES ---				Rate Per AF	Volume AF	Amount
Tier 1 Supply Rate				73.00	300.0	21,900.00
System Access Rate				163.00	300.0	48,900.00
Water Stewardship Rate				30.00	300.0	9,000.00
System Power Rate				60.00	300.0	18,000.00
Treatment Surcharge				92.00	300.0	27,600.00
Oct 2004, meter under 10% flow	Tier 1 supply rate			73.00	0.8	58.40
Oct 2004, meter under 10% flow	System access rate			163.00	0.8	130.40
Oct 2004, meter under 10% flow	Water stewardship rate			30.00	0.8	24.00
Oct 2004, meter under 10% flow	System power rate			60.00	0.8	48.00

Agency Name	Invoice No.	Rev	Bill Period	Page No.	Mailed On	Due On
San Diego County Water Authority	4820	0	October 2004	2 of 7	11-10-04	12-30-04

--- DELIVERIES ---

	Rate Per AF	Volume AF	Amount
Oct 2004, meter under 10% flow Treatment surcharge	92.00	0.8	73.60
Delivery Subtotal		300.8	125,734.40
SD-02 Total		300.8	125,734.40

Meter No SD-03

Untreated Domestic	Constant	Previous Reading	Current Reading	Volume (Cu. Ft.)	Rate Desc
Rainbow Cyn. Rd. e/o Frontage Rd.	1.000	46625592	47261240	635648000	Unbundled

--- DELIVERIES ---

	Rate Per AF	Volume AF	Amount
Tier 1 Supply Rate	73.00	14,592.5	1,065,252.50
System Access Rate	163.00	14,592.5	2,378,577.50
Water Stewardship Rate	30.00	14,592.5	437,775.00
System Power Rate	60.00	14,592.5	875,550.00
Delivery Subtotal		14,592.5	4,757,155.00
SD-03 Total		14,592.5	4,757,155.00

Meter No SD-05

Treated Domestic	Constant	Previous Reading	Current Reading	Volume (Cu. Ft.)	Rate Desc
s/o Reche Rd. w/o Wilt Rd.	100	3465395	3642587	17719200	Unbundled

--- DELIVERIES ---

	Rate Per AF	Volume AF	Amount
Tier 1 Supply Rate	73.00	406.8	29,696.40
System Access Rate	163.00	406.8	66,308.40
Water Stewardship Rate	30.00	406.8	12,204.00
System Power Rate	60.00	406.8	24,408.00
Treatment Surcharge	92.00	406.8	37,425.60
Delivery Subtotal		406.8	170,042.40
SD-05 Total		406.8	170,042.40

Meter No SD-07

Treated Domestic	Constant	Previous Reading	Current Reading	Volume (Cu. Ft.)	Rate Desc
e/o Wilt Rd. n/o Dos Ninos Ave.	1.000	84409120	84897088	487968000	Unbundled

--- DELIVERIES ---

	Rate Per AF	Volume AF	Amount
Tier 1 Supply Rate	73.00	11,202.2	817,760.60
System Access Rate	163.00	11,202.2	1,825,958.60
Water Stewardship Rate	30.00	11,202.2	336,066.00
System Power Rate	60.00	11,202.2	672,132.00
Treatment Surcharge	92.00	11,202.2	1,030,602.40
Delivery Subtotal		11,202.2	4,682,519.60

--- ADJUSTMENT ---

	Rate Per AF	Volume AF	Amount
Jul 2004 adj full service to agr voided	418.00	289.3	120,927.40
Jul 2004 adj full service to agr voided (Ramona)	304.00	-289.3	-87,947.20
Jul 2004 adj full service to agr	418.00	-527.7	-220,578.60
Jul 2004 adj full service to agr (Ramona)	304.00	527.7	160,420.80
Jul 2004 adj full service to agr	418.00	-11.1	-4,639.80
Jul 2004 adj full service to agr (Padre Dam)	304.00	11.1	3,374.40
Aug 2004 adj full service to agr	418.00	-313.7	-131,126.60
Aug 2004 adj full service to agr (Padre Dam)	304.00	313.7	95,364.80
Sep 2004 adj full service to agr	418.00	-89.8	-37,536.40
Sep 2004 adj full service to agr (Carlsbad Municipal)	304.00	89.8	27,299.20

Agency Name	Invoice No.	Rev	Bill Period	Page No.	Mailed On	Due On
San Diego County Water Authority	4820	0	October 2004	3 of 7	11-10-04	12-30-04

--- ADJUSTMENT ---

	Rate Per AF	Volume AF	Amount
Sep 2004 adj full service to agr	418.00	-1,303.9	-545,030.20
Sep 2004 adj full service to agr (Fallbrook)	304.00	1,303.9	396,385.60
Sep 2004 adj full service to agr	418.00	-95.9	-40,086.20
Sep 2004 adj full service to agr (Oceanside)	304.00	95.9	29,153.60
Sep 2004 adj full service to agr	418.00	-29.4	-12,289.20
Sep 2004 adj full service to agr (Olivenhain)	304.00	29.4	8,937.60
Sep 2004 adj full service to agr	418.00	-15.6	-6,520.80
Sep 2004 adj full service to agr (Otay)	304.00	15.6	4,742.40
Sep 2004 adj full service to agr	418.00	-2,876.0	-1,202,168.00
Sep 2004 adj full service to agr (Rainbow)	304.00	2,876.0	874,304.00
Sep 2004 adj full service to agr	418.00	-576.0	-240,768.00
Sep 2004 adj full service to agr (Ramona)	304.00	576.0	175,104.00
Sep 2004 adj full service to agr	418.00	-2.6	-1,086.80
Sep 2004 adj full service to agr (City of San Diego)	304.00	2.6	790.40
Sep 2004 adj full service to agr	418.00	-0.2	-83.60
Sep 2004 adj full service to agr (Santa Fe Irrigation)	304.00	0.2	60.80
Sep 2004 adj full service to agr	418.00	-324.3	-135,557.40
Sep 2004 adj full service to agr (Vallecitos)	304.00	324.3	98,587.20
Sep 2004 adj full service to agr	418.00	-4,754.2	-1,987,255.60
Sep 2004 adj full service to agr (Valley Center)	304.00	4,754.2	1,445,276.80
Sep 2004 adj full service to agr	418.00	-62.5	-26,125.00
Sep 2004 adj full service to agr (Vista)	304.00	62.5	19,000.00
Sep 2004 adj full service to agr	418.00	-687.9	-287,542.20
Sep 2004 adj full service to agr (Yuima)	304.00	687.9	209,121.60
Adjustment Subtotal		0.0	-1,297,491.00
SD-07 Total		11,202.2	3,385,028.60

Meter No SD-08

Treated Domestic	Constant	Previous Reading	Current Reading	Volume (Cu. Ft.)	Rate Desc.
n/o Red Mtn. n/o Mission Rd.	100	24000256	24159208	15895200	Unbundled

--- DELIVERIES ---

	Rate Per AF	Volume AF	Amount
Tier 1 Supply Rate	73.00	364.9	26,637.70
System Access Rate	163.00	364.9	59,478.70
Water Stewardship Rate	30.00	364.9	10,947.00
System Power Rate	60.00	364.9	21,894.00
Treatment Surcharge	92.00	364.9	33,570.80
Delivery Subtotal		364.9	152,528.20
SD-08 Total		364.9	152,528.20

Meter No SD-09

Treated Domestic	Constant	Previous Reading	Current Reading	Volume (Cu. Ft.)	Rate Desc.
w/o Rainbow Glen. Rd. n/o Red Mtn.	100	5754883	5835184	8030100	Unbundled

--- DELIVERIES ---

	Rate Per AF	Volume AF	Amount
Tier 1 Supply Rate	73.00	184.3	13,453.90
System Access Rate	163.00	184.3	30,040.90
Water Stewardship Rate	30.00	184.3	5,529.00
System Power Rate	60.00	184.3	11,058.00
Treatment Surcharge	92.00	184.3	16,955.60
Delivery Subtotal		184.3	77,037.40
SD-09 Total		184.3	77,037.40

Agency Name	Invoice No.	Rev	Bill Period	Page No.	Mailed On	Due On
San Diego County Water Authority	4820	0	October 2004	4 of 7	11-10-04	12-30-04

Meter No. SD-11

Untreated Domestic	Constant	Previous Reading	Current Reading	Volume (Cu. Ft.)	Rate Desc.
e/o Wilt Rd. n/o Dos Ninos Ave.	10,000	9847716	9955025	1073090000	Unbundled

--- DELIVERIES ---

	Rate Per AF	Volume AF	Amount
Tier 1 Supply Rate	73.00	24,634.8	1,798,340.40
System Access Rate	163.00	24,634.8	4,015,472.40
Water Stewardship Rate	30.00	24,634.8	739,044.00
System Power Rate	60.00	24,634.8	1,478,088.00
Delivery Subtotal		24,634.8	8,030,944.80

--- ADJUSTMENT ---

	Rate Per AF	Volume AF	Amount
JUN 2004 ADJ Surface Storage TO Scheduled SOLD VOIDED (San Diego CWA)	256.00	-2,869.0	-734,464.00
JUN 2004 ADJ Surface Storage TO Scheduled SOLD VOIDED (San Diego CWA)	256.00	-1,837.0	-470,272.00
JUN 2004 ADJ Surface Storage TO Scheduled SOLD VOIDED (San Diego CWA)	256.00	-5,461.4	-1,398,118.40
JUN 2004 ADJ Surface Storage TO Scheduled SOLD (San Diego CWA)	256.00	2,869.0	734,464.00
JUN 2004 ADJ Surface Storage TO Scheduled SOLD (San Diego CWA)	256.00	5,461.4	1,398,118.40
JUN 2004 ADJ Surface Storage TO Scheduled SOLD (San Diego CWA)	256.00	1,837.0	470,272.00
JUN 2004 ADJ Surface Storage TO Scheduled SOLD (San Diego CWA)	256.00	4.0	1,024.00
Jul 2004 adj full service to agr voided	326.00	29.7	9,682.20
Jul 2004 adj full service to agr voided (Ramona)	236.00	-29.7	-7,009.20
Jul 2004 adj full service to agr	326.00	-54.1	-17,636.60
Jul 2004 adj full service to agr (Ramona)	236.00	54.1	12,767.60
Jul 2004 adj full service to agr	326.00	-75.4	-24,580.40
Jul 2004 adj full service to agr (Poway)	236.00	75.4	17,794.40
Aug 2004 adj full service to agr	326.00	-86.6	-28,231.60
Aug 2004 adj full service to agr (Poway)	236.00	86.6	20,437.60
AUG 2004 ADJ Surface Storage TO Scheduled SOLD VOIDED (San Diego CWA)	256.00	-597.7	-153,011.20
AUG 2004 ADJ Surface Storage TO Scheduled SOLD VOIDED (San Diego CWA)	256.00	-6,802.7	-1,690,291.20
AUG 2004 ADJ Surface Storage TO Scheduled SOLD VOIDED (San Diego CWA)	256.00	-6,522.8	-1,669,836.80
AUG 2004 ADJ Surface Storage TO Scheduled SOLD (San Diego CWA)	256.00	597.7	153,011.20
AUG 2004 ADJ Surface Storage TO Scheduled SOLD (San Diego CWA)	256.00	6,598.7	1,689,267.20
AUG 2004 ADJ Surface Storage TO Scheduled SOLD (San Diego CWA)	256.00	6,671.8	1,707,980.80
Sep 2004 adj full service to agr	326.00	-508.3	-165,705.80
Sep 2004 adj full service to agr (Escondido)	236.00	508.3	119,958.80
Sep 2004 adj full service to agr	326.00	-136.2	-44,401.20
Sep 2004 adj full service to agr (Oceanside)	236.00	136.2	32,143.20
Sep 2004 adj full service to agr	326.00	-173.3	-56,495.80
Sep 2004 adj full service to agr (Olivenhain)	236.00	173.3	40,898.80
Sep 2004 adj full service to agr	326.00	-14.5	-4,727.00
Sep 2004 adj full service to agr (Ramona)	236.00	14.5	3,422.00
Sep 2004 adj full service to agr	326.00	-21.7	-7,074.20
Sep 2004 adj full service to agr (City of San Diego)	236.00	21.7	5,121.20
Sep 2004 adj full service to agr	326.00	-26.0	-8,476.00
Sep 2004 adj full service to agr (Santa Fe Irrigation)	236.00	26.0	6,136.00
Sep 2004 adj full service to agr	326.00	-30.7	-10,008.20
Sep 2004 adj full service to agr (Vista)	236.00	30.7	7,245.20
SEP 2004 ADJ Surface Storage TO Scheduled SOLD VOIDED (San Diego CWA)	256.00	-600.0	-153,600.00
SEP 2004 ADJ Surface Storage TO Scheduled SOLD VOIDED (San Diego CWA)	256.00	-8,793.7	-2,507,187.20
SEP 2004 ADJ Surface Storage TO Scheduled SOLD VOIDED (San Diego CWA)	256.00	-4,245.2	-1,086,771.20
SEP 2004 ADJ Surface Storage TO Scheduled SOLD (San Diego CWA)	256.00	600.0	153,600.00
SEP 2004 ADJ Surface Storage TO Scheduled SOLD (San Diego CWA)	256.00	758.5	194,176.00
SEP 2004 ADJ Surface Storage TO Scheduled SOLD (San Diego CWA)	256.00	4,096.2	1,048,627.20
SEP 2004 ADJ Surface Storage TO Scheduled SOLD (San Diego CWA)	256.00	8,833.2	2,261,299.20
Oct 2004 adj from full service to exchange	326.00	-1,666.6	-543,311.60
Oct 2004 adj from full service to exchange (San Diego CWA)	253.00		421,649.80
Oct 2004 adj full service to surface storage - Direct - (San Diego CWA)	326.00	-8,403.0	-2,739,378.00
Oct 2004 adj full service to surface storage - In-Lieu - (San Diego CWA)	326.00	-1,345.0	-438,470.00
Adjustment Subtotal		-11,616.6	-3,449,960.80

SD-11 Total 13,018.2 4,580,984.00

Agency Name	Invoice No.	Rev.	Bill Period	Page No.	Mailed On	Due On
San Diego County Water Authority	4820	0	October 2004	5 of 7	11-10-04	12-30-04

Meter No SD-DS1

Desalted	Constant	Previous Reading	Current Reading	Volume (Cu. Ft.)	Rate Desc.
Desalted		N/A	N/A	N/A	Unbundled

--- ADJUSTMENT ---

	Rate Per AF	Volume AF	Amount
Oct 2004 Ippds contribution	170.00	0.4	-68.00
Adjustment Subtotal		0.4	-68.00
SD-DS1 Total		0.4	-68.00

Meter No SD-GRP1

Recovered	Constant	Previous Reading	Current Reading	Volume (Cu. Ft.)	Rate Desc.
Recovered Greenbelt		N/A	N/A	N/A	Unbundled

--- ADJUSTMENT ---

	Rate Per AF	Volume AF	Amount
OCT 2004 GRP	437.00	122.4	53,488.80
OCT 2004 GRP	687.00		-84,088.80
Adjustment Subtotal		122.4	-30,600.00
SD-GRP1 Total		122.4	-30,600.00

Meter No SD-RCL1

Reclaimed	Constant	Previous Reading	Current Reading	Volume (Cu. Ft.)	Rate Desc.
Reclaimed		N/A	N/A	N/A	Unbundled

--- ADJUSTMENT ---

	Rate Per AF	Volume AF	Amount
Oct 2004 Irp contribution	250.00	19.2	-4,800.00
Adjustment Subtotal		19.2	-4,800.00
SD-RCL1 Total		19.2	-4,800.00

Meter No SD-RCL10

Reclaimed	Constant	Previous Reading	Current Reading	Volume (Cu. Ft.)	Rate Desc.
No Address 1		N/A	N/A	N/A	Unbundled

--- ADJUSTMENT ---

	Rate Per AF	Volume AF	Amount
Sep 2004 contribution	200.00	588.5	-117,700.00
Adjustment Subtotal		588.5	-117,700.00
SD-RCL10 Total		588.5	-117,700.00

Meter No SD-RCL13

Reclaimed	Constant	Previous Reading	Current Reading	Volume (Cu. Ft.)	Rate Desc.
Reclaimed		N/A	N/A	N/A	Unbundled

--- ADJUSTMENT ---

	Rate Per AF	Volume AF	Amount
Oct 2004 contribution	250.00	79.7	-19,925.00
Adjustment Subtotal		79.7	-19,925.00
SD-RCL13 Total		79.7	-19,925.00

Agency Name	Invoice No.	Rev.	Bill Period	Page No.	Mailed On	Due On
San Diego County Water Authority	4820	0	October 2004	6 of 7	11-10-04	12-30-04

Meter No SD-RCL15

Reclaimed	Constant	Previous Reading	Current Reading	Volume (Cu. Ft.)	Rate Desc.
Reclaimed		N/A	N/A	N/A	Unbundled

--- ADJUSTMENT ---

	Rate Per AF	Volume AF	Amount
Oct 2004 contribution	150.00	61.4	-9,210.00
Adjustment Subtotal		61.4	-9,210.00
SD-RCL15 Total		61.4	-9,210.00

Meter No SD-RCL5

Reclaimed	Constant	Previous Reading	Current Reading	Volume (Cu. Ft.)	Rate Desc.
Reclaimed		N/A	N/A	N/A	Unbundled

--- ADJUSTMENT ---

	Rate Per AF	Volume AF	Amount
SEP 2004 LPPRE	113.00	25.5	2,881.50
SEP 2004 LPPRE	267.00		-6,808.50
OCT 2004 LPPRE	113.00	14.5	1,638.50
OCT 2004 LPPRE	267.00		-3,871.50
Adjustment Subtotal		40.0	-6,160.00
SD-RCL5 Total		40.0	-6,160.00

Meter No SD-RCL6

Reclaimed	Constant	Previous Reading	Current Reading	Volume (Cu. Ft.)	Rate Desc.
Reclaimed		N/A	N/A	N/A	Unbundled

--- ADJUSTMENT ---

	Rate Per AF	Volume AF	Amount
Sep 2004 lrp contribution	250.00	106.5	-26,625.00
Adjustment Subtotal		106.5	-26,625.00
SD-RCL6 Total		106.5	-26,625.00

Meter No SD-RCL8

Reclaimed	Constant	Previous Reading	Current Reading	Volume (Cu. Ft.)	Rate Desc.
Reclaimed		N/A	N/A	N/A	Unbundled

--- ADJUSTMENT ---

	Rate Per AF	Volume AF	Amount
Sep 2004 lrp contribution	200.00	191.3	-38,260.00
Adjustment Subtotal		191.3	-38,260.00
SD-RCL8 Total		191.3	-38,260.00

Meter No SD-RCL9

Reclaimed	Constant	Previous Reading	Current Reading	Volume (Cu. Ft.)	Rate Desc.
Reclaimed		N/A	N/A	N/A	Unbundled

--- ADJUSTMENT ---

	Rate Per AF	Volume AF	Amount
SEP 2004 LPPRE	113.00	28.3	3,197.90
SEP 2004 LPPRE	267.00		-7,556.10
OCT 2004 LPPRE	113.00	15.7	1,774.10
OCT 2004 LPPRE	267.00		-4,191.90
Adjustment Subtotal		44.0	-6,776.00

Agency Name	Invoice No.	Rev.	Bill Period	Page No.	Mailed On	Due On
San Diego County Water Authority	4820	0	October 2004	7 of 7	11-10-04	12-30-04

SD-RCL9 Total 44.0 -6,776.00

Meter No. SDTJ-01A

Treated Domestic	Constant	Previous Reading	Current Reading	Volume (Cu. Ft.)	Rate Desc.
San Diego-Tijuana	133.68	102724	102724	0	Unbundled

--- DELIVERIES ---

	Rate Per AF	Volume AF	Amount
Delivery Subtotal		0.0	0.00
SDTJ-01A Total		0.0	0.00

--- OTHER CHARGES AND CREDITS ---

	Amount
Conservation Ag.# 55708	-315,190.00
Capacity Charge for current year	3,952,800.00
Readiness to Serve Charge for current year	4,767,783.00
Readiness to Serve Charge adjustment for prior year 2003	372,321.00

VOLUME TOTAL	INVOICE TOTAL
46,617.6	\$23,979,201.00

This invoice was printed on 11/8/2004 at 7:23:25AM



MWD
METROPOLITAN WATER DISTRICT OF SOUTHERN CALIFORNIA
 700 North Alameda Street
 Los Angeles, CA, 90012-2944

INVOICE

Billed To:

San Diego County Water Authority


Service Address

 4677 Overland Avenue
 San Diego, Ca. 92123-1233

November 2004.	Page No. 1 of 2.
Mailed: 12/10/2004	Due Date: 01/31/2005
Invoice Number: 4848.	Revision: 0

NOTICE

The MWD Administrative Code Section 4507 and 4508 require that payment must be made in "Good Funds" by the due date or the payment will be considered delinquent and an additional charge shall be assessed.

DELIVERIES

	Volume (AF)
Total Water Treated Delivered	12,989.4
Total Water Untreated Delivered	22,453.6

SALES

	Type	Volume (AF)	Rate (\$ /AF)	Total (\$)
Full Service	Tier 1 Supply Rate	12,123.4	\$73.00	\$885,008.20
	System Access Rate	12,123.4	\$163.00	\$1,976,114.20
	Water Stewardship Rate	12,123.4	\$30.00	\$363,702.00
	System Power Rate	12,123.4	\$60.00	\$727,404.00
	Treatment Surcharge	7,599.8	\$92.00	\$699,181.60
Adjust Full Service Prior Rates:				
Certification(s) for 200301 to 200312 for Domestic	Untreated	-9,290.6	\$326.00	(\$3,028,735.60)
IAWP	Treated	5,389.6		\$1,638,438.40
	Untreated	897.0		\$211,692.00
SUBTOTAL				\$3,472,804.80

MISCELLANEOUS SALES

Emergency Storage Program - UnTreated	Untreated	11,792.6		\$3,844,387.60
Surface Storage Operating Agreement - Untreated, Scheduled		-28.0		(\$7,168.00)
SUBTOTAL				\$3,837,219.60

WATER MANAGEMENT

	Volume (AF)	Total (\$)
Local Resource Programs	1,077.3	(\$223,787.00)
SUBTOTAL		(\$223,787.00)

EXCHANGES, WHEELING, AND OTHER DELIVERIES

IID San Diego Exchange UnTreated	1,666.7	\$421,675.10
SUBTOTAL		\$421,675.10

OTHER CHARGES AND CREDITS

		Rate (\$ /AF)	
Conservation Credit			(\$127,380.00)
Tier 2 Surcharge for 2003	9,290.6	\$81.00	(\$752,538.60)
Tier 2 Surcharge for 2004	2,875.9	\$81.00	\$232,947.90
SUBTOTAL			(\$646,970.70)

MWD2010-00274743

**MWD**

METROPOLITAN WATER DISTRICT OF SOUTHERN CALIFORNIA

700 North Alameda Street

Los Angeles, CA, 90012-2944

INVOICE**Billed To:**

San Diego County Water Authority

**Service Address**4677 Overland Avenue
San Diego, Ca. 92123-1233

November 2004

Page No. 2 of 2

Mailed: 12/10/2004

Due Date: 01/31/2005

Invoice Number: 4848

Revision: 0

NOTICE

The MWD Administrative Code Section 4507 and 4508 require that payment must be made in "Good Funds" by the due date or the payment will be considered delinquent and an additional charge shall be assessed.

ADDITIONAL INFORMATION

	Volume (AF)	Tier1 %	Peak Day	Flow (CFS)
Purchase Order Commitment (Jan 2003 to Dec 2012)	3,342,570.6			
Purchase Order Firm Delivery To Date (Jan 2003 to Dec 2012)	1,022,182.0			
Tier 1 Annual Limit (For Current Year)	501,385.6			
Tier 1 YTD Deliveries (For Current Year)	501,385.6	100.0		
Tier 1 Current Month Deliveries	12,095.4			
Tier 2 YTD Deliveries	2,875.9			
Requested Capacity				1,296.0
Annual Peak Flow			5/4/2004	1,373.5
Summer Peak Flow			5/4/2004	1,373.5

INVOICE TOTAL

Volume AF

21,961.3

Amount Now Due

\$6,860,941.80

Note: Amount Due is based on highlighted fields

MWD2010-00274744



MWD
 METROPOLITAN WATER DISTRICT OF SOUTHERN CALIFORNIA
 700 North Alameda Street
 Los Angeles, CA, 90012-2944

INVOICE DETAIL

NOTICE

The MWD Administrative Code Section 4507 and 4508 require that payment must be made in "Good Funds" by the due date or the payment will be considered delinquent and an additional charge shall be assessed.

IN ACCORDANCE WITH READINGS AND BILLING DATA LISTED BELOW

Agency Name	Invoice No.	Rev.	Bill Period	Page No.	Mailed On	Due On
San Diego County Water Authority	4848	0	November 2004	1 of 7	12-10-04	01-31-05

Meter No. SD-01A

Treated Domestic	Constant	Previous Reading	Current Reading	Volume (Cu. Ft.)	Rate Desc.
Rainbow Cyn. Rd. e/o Frontage Rd.	1,000	16256804	16331444	74640000	Unbundled

--- DELIVERIES ---

	Rate Per AF	Volume AF	Amount
Tier 1 Supply Rate	73.00	1,713.5	125,085.50
System Access Rate	163.00	1,713.5	279,300.50
Water Stewardship Rate	30.00	1,713.5	51,405.00
System Power Rate	60.00	1,713.5	102,810.00
Treatment Surcharge	92.00	1,713.5	157,642.00
Delivery Subtotal		1,713.5	716,243.00
SD-01A Total		1,713.5	716,243.00

Meter No. SD-01B

Treated Domestic	Constant	Previous Reading	Current Reading	Volume (Cu. Ft.)	Rate Desc.
Rainbow Cyn. Rd. e/o Frontage Rd.	1,000	15846663	15917097	70434000	Unbundled

--- DELIVERIES ---

	Rate Per AF	Volume AF	Amount
Tier 1 Supply Rate	73.00	1,616.9	118,033.70
System Access Rate	163.00	1,616.9	263,554.70
Water Stewardship Rate	30.00	1,616.9	48,507.00
System Power Rate	60.00	1,616.9	97,014.00
Treatment Surcharge	92.00	1,616.9	148,754.80
Delivery Subtotal		1,616.9	675,864.20
SD-01B Total		1,616.9	675,864.20

Meter No. SD-02

Treated Domestic	Constant	Previous Reading	Current Reading	Volume (Cu. Ft.)	Rate Desc.
w/o Rainbow Glen Rd.	100	14461697	14509359	4766200	Unbundled

--- DELIVERIES ---

	Rate Per AF	Volume AF	Amount
Tier 1 Supply Rate	73.00	109.4	7,986.20
System Access Rate	163.00	109.4	17,832.20
Water Stewardship Rate	30.00	109.4	3,282.00
System Power Rate	60.00	109.4	6,564.00
Treatment Surcharge	92.00	109.4	10,064.80
Nov 2004, meter under 10% flow Tier 1 supply rate	73.00	0.8	58.40
Nov 2004, meter under 10% flow System access rate	163.00	0.8	130.40
Nov 2004, meter under 10% flow Water stewardship rate	30.00	0.8	24.00
Nov 2004, meter under 10% flow System power rate	60.00	0.8	48.00

Agency Name	Invoice No.	Rev	Bill Period	Page No.	Mailed On	Due On
San Diego County Water Authority	4848	0	November 2004	2 of 7	12-10-04	01-31-05

--- DELIVERIES ---

	Rate Per AF	Volume AF	Amount
Nov 2004, meter under 10% flow Treatment surcharge	92.00	0.8	73.60
Delivery Subtotal		110.2	46,063.60
SD-02 Total		110.2	46,063.60

Meter No SD-03

Untreated Domestic	Constant	Previous Reading	Current Reading	Volume (Cu. Ft.)	Rate Desc.
Rainbow Cyn. Rd. e/o Frontage Rd.	1.000	47261240	47697920	436680000	Unbundled

--- DELIVERIES ---

	Rate Per AF	Volume AF	Amount
Tier 1 Supply Rate	73.00	10,024.8	731,810.40
System Access Rate	163.00	10,024.8	1,634,042.40
Water Stewardship Rate	30.00	10,024.8	300,744.00
System Power Rate	60.00	10,024.8	601,488.00
Delivery Subtotal		10,024.8	3,268,084.80

--- ADJUSTMENT ---

	Rate Per AF	Volume AF	Amount
Dec 2003 adj full service to esp	326.00	-3,410.0	-1,111,660.00
Dec 2003 adj full service to esp (Olivenhain)	326.00	3,410.0	1,111,660.00
Nov 2004 adj full service to surface storage - Direct - (San Diego CWA)	326.00	-1,979.3	-645,251.80
Adjustment Subtotal		-1,979.3	-645,251.80
SD-03 Total		8,045.5	2,622,833.00

Meter No SD-05

Treated Domestic	Constant	Previous Reading	Current Reading	Volume (Cu. Ft.)	Rate Desc.
s/o Reche Rd. w/o Wilt Rd.	100	3642587	3647891	530400	Unbundled

--- DELIVERIES ---

	Rate Per AF	Volume AF	Amount
Tier 1 Supply Rate	73.00	12.2	890.60
System Access Rate	163.00	12.2	1,988.60
Water Stewardship Rate	30.00	12.2	366.00
System Power Rate	60.00	12.2	732.00
Treatment Surcharge	92.00	12.2	1,122.40
Delivery Subtotal		12.2	5,099.60
SD-05 Total		12.2	5,099.60

Meter No SD-07

Treated Domestic	Constant	Previous Reading	Current Reading	Volume (Cu. Ft.)	Rate Desc.
e/o Wilt Rd. n/o Dos Ninos Ave.	1.000	84897088	85296384	399296000	Unbundled

--- DELIVERIES ---

	Rate Per AF	Volume AF	Amount
Tier 1 Supply Rate	73.00	9,166.6	669,161.80
System Access Rate	163.00	9,166.6	1,494,155.80
Water Stewardship Rate	30.00	9,166.6	274,998.00
System Power Rate	60.00	9,166.6	549,996.00
Treatment Surcharge	92.00	9,166.6	843,327.20
Delivery Subtotal		9,166.6	3,831,638.80

--- ADJUSTMENT ---

	Rate Per AF	Volume AF	Amount
Sep 2004 adj full service to agr	418.00	-10.6	-4,430.80
Sep 2004 adj full service to agr (Padre Dam)	304.00	10.6	3,222.40
Sep 2004 adj full service to agr	418.00	-89.3	-37,327.40

Agency Name	Invoice No.	Rev.	Bill Period	Page No.	Mailed On	Due On
San Diego County Water Authority	4848	0	November 2004	3 of 7	12-10-04	01-31-05

--- ADJUSTMENT ---

	Rate Per AF	Volume AF	Amount
Sep 2004 adj full service to agr (Rincon)	304.00	89.3	27,147.20
Oct 2004 adj full service to agr	418.00	-1,446.1	-604,469.80
Oct 2004 adj full service to agr (Rainbow)	304.00	1,446.1	439,614.40
Oct 2004 adj full service to agr	418.00	-69.3	-28,967.40
Oct 2004 adj full service to agr (Carlsbad Municipal)	304.00	69.3	21,067.20
Oct 2004 adj full service to agr	418.00	-540.3	-225,845.40
Oct 2004 adj full service to agr (Fallbrook)	304.00	540.3	164,251.20
Oct 2004 adj full service to agr	418.00	-37.2	-15,549.60
Oct 2004 adj full service to agr (Oceanside)	304.00	37.2	11,308.80
Oct 2004 adj full service to agr	418.00	-11.9	-4,974.20
Oct 2004 adj full service to agr (Otay)	304.00	11.9	3,617.60
Oct 2004 adj full service to agr	418.00	-396.4	-185,695.20
Oct 2004 adj full service to agr (Padre Dam)	304.00	396.4	120,505.60
Oct 2004 adj full service to agr	418.00	-53.0	-22,154.00
Oct 2004 adj full service to agr (Rincon)	304.00	53.0	16,112.00
Oct 2004 adj full service to agr	418.00	-1.4	-585.20
Oct 2004 adj full service to agr (City of San Diego)	304.00	1.4	425.60
Oct 2004 adj full service to agr	418.00	-0.2	-83.60
Oct 2004 adj full service to agr (Santa Fe Irrigation)	304.00	0.2	60.80
Oct 2004 adj full service to agr	418.00	-232.0	-96,976.00
Oct 2004 adj full service to agr (Vallecitos)	304.00	232.0	70,528.00
Oct 2004 adj full service to agr	418.00	-2,204.9	-921,648.20
Oct 2004 adj full service to agr (Valley Center)	304.00	2,204.9	670,289.60
Oct 2004 adj full service to agr	418.00	-6.9	-2,884.20
Oct 2004 adj full service to agr (Yuima)	304.00	6.9	2,097.60
Oct 2004 adj full service to agr	418.00	-38.0	-15,884.00
Oct 2004 adj full service to agr (Vista)	304.00	38.0	11,552.00
Oct 2004 adj full service to agr	418.00	-252.1	-105,377.80
Oct 2004 adj full service to agr (Ramona)	304.00	252.1	76,638.40
Adjustment Subtotal		0.0	-614,414.40
SD-07 Total		9,166.6	3,217,224.40

Meter No SD-08

Treated Domestic	Constant	Previous Reading	Current Reading	Volume (Cu. Ft.)	Rate Desc.
n/o Red Mtn. n/o Mission Rd.	100	24159208	24297608	13840000	Unbundled

--- DELIVERIES ---

	Rate Per AF	Volume AF	Amount
Tier 1 Supply Rate	73.00	317.7	23,192.10
System Access Rate	163.00	317.7	51,785.10
Water Stewardship Rate	30.00	317.7	9,531.00
System Power Rate	60.00	317.7	19,062.00
Treatment Surcharge	92.00	317.7	29,228.40
Delivery Subtotal		317.7	132,798.60
SD-08 Total		317.7	132,798.60

Meter No SD-09

Treated Domestic	Constant	Previous Reading	Current Reading	Volume (Cu. Ft.)	Rate Desc.
w/o Rainbow Glen. Rd. n/o Red Mtn.	100	5835184	5857968	2278400	Unbundled

--- DELIVERIES ---

	Rate Per AF	Volume AF	Amount
Tier 1 Supply Rate	73.00	52.3	3,817.90
System Access Rate	163.00	52.3	8,524.90
Water Stewardship Rate	30.00	52.3	1,569.00
System Power Rate	60.00	52.3	3,138.00
Treatment Surcharge	92.00	52.3	4,811.60
Delivery Subtotal		52.3	21,861.40

Agency Name	Invoice No.	Rev	Bill Period	Page No.	Mailed On	Due On
San Diego County Water Authority	4848	0	November 2004	4 of 7	12-10-04	01-31-05

SD-09 Total 52.3 21,861.40

Meter No SD-11

Untreated Domestic	Constant	Previous Reading	Current Reading	Volume (Cu. Ft.)	Rate Desc.
e/o Wilt Rd. n/o Dos Ninos Ave.	10,000	9955025	10009165	541400000	Unbundled

--- DELIVERIES ---

	Rate Per AF	Volume AF	Amount
Tier 1 Supply Rate	73.00	12,428.8	907,302.40
System Access Rate	163.00	12,428.8	2,025,894.40
Water Stewardship Rate	30.00	12,428.8	372,864.00
System Power Rate	60.00	12,428.8	745,728.00
Delivery Subtotal		12,428.8	4,051,788.80

--- ADJUSTMENT ---

	Rate Per AF	Volume AF	Amount
Aug 2003 adj full service to esp	326.00	-348.9	-113,741.40
Aug 2003 adj full service to esp (Olivenhain)	326.00	348.9	113,741.40
Sep 2003 adj full service to esp	326.00	-1,935.7	-631,038.20
Sep 2003 adj full service to esp (Olivenhain)	326.00	1,935.7	631,038.20
Oct 2003 adj full service to esp	326.00	-2,278.0	-742,628.00
Oct 2003 adj full service to esp (Olivenhain)	326.00	2,278.0	742,628.00
Nov 2003 adj full service to esp	326.00	-1,318.0	-429,668.00
Nov 2003 adj full service to esp (Olivenhain)	326.00	1,318.0	429,668.00
Jan 2004 adj full service to esp	326.00	-1,646.0	-536,596.00
Jan 2004 adj full service to esp (Olivenhain)	326.00	1,646.0	536,596.00
Feb 2004 adj full service to esp	326.00	-856.0	-279,056.00
Feb 2004 adj full service to esp (Olivenhain)	326.00	856.0	279,056.00
Sep 2004 adj full service to agr	326.00	-63.9	-20,831.40
Sep 2004 adj full service to agr (Poway)	236.00	63.9	15,080.40
SEP 2004 ADJ Surface Storage TO Scheduled SOLD VOIDED (San Diego CWA)	256.00	-600.0	-153,600.00
SEP 2004 ADJ Surface Storage TO Scheduled SOLD VOIDED (San Diego CWA)	256.00	-758.5	-194,176.00
SEP 2004 ADJ Surface Storage TO Scheduled SOLD VOIDED (San Diego CWA)	256.00	-4,096.2	-1,048,627.20
SEP 2004 ADJ Surface Storage TO Scheduled SOLD VOIDED (San Diego CWA)	256.00	-8,833.2	-2,261,299.20
SEP 2004 ADJ Surface Storage TO Scheduled SOLD (San Diego CWA)	256.00	600.0	153,600.00
SEP 2004 ADJ Surface Storage TO Scheduled SOLD (San Diego CWA)	256.00	4,096.2	1,048,627.20
SEP 2004 ADJ Surface Storage TO Scheduled SOLD (San Diego CWA)	256.00	9,563.7	2,448,307.20
Oct 2004 adj full service to agr	326.00	-545.5	-177,833.00
Oct 2004 adj full service to agr (Escondido)	236.00	545.5	128,738.00
Oct 2004 adj full service to agr	326.00	-84.5	-27,547.00
Oct 2004 adj full service to agr (Oceanside)	236.00	84.5	19,942.00
Oct 2004 adj full service to agr	326.00	-143.0	-46,618.00
Oct 2004 adj full service to agr (Olivenhain)	236.00	143.0	33,748.00
Oct 2004 adj full service to agr	326.00	-19.5	-6,357.00
Oct 2004 adj full service to agr (City of San Diego)	236.00	19.5	4,602.00
Oct 2004 adj full service to agr	326.00	-8.6	-2,803.60
Oct 2004 adj full service to agr (Santa Fe Irrigation)	236.00	8.6	2,029.60
Oct 2004 adj full service to agr	326.00	-32.0	-10,432.00
Oct 2004 adj full service to agr (Vista)	236.00	32.0	7,552.00
Oct 2004 adj full service to surface storage - Direct - (San Diego CWA) VOIDED	326.00	8,403.0	2,739,378.00
Oct 2004 adj full service to surface storage - In-Lieu - (San Diego CWA) VOIDED	326.00	1,345.0	438,470.00
Oct 2004 adj full service to surface storage - Direct - (San Diego CWA)	326.00	-8,870.9	-2,891,813.40
Oct 2004 adj full service to surface storage - In-Lieu - (San Diego CWA)	326.00	-1,000.0	-326,000.00
Nov 2004 adj from full service to exchange	326.00	-1,666.7	-543,344.20
Nov 2004 adj from full service to exchange (San Diego CWA)	253.00		421,675.10
Nov 2004 adj full service to surface storage - Direct - (San Diego CWA)	326.00	-9,154.1	-2,984,236.60
Nov 2004 adj full service to surface storage - In-Lieu - (San Diego CWA)	326.00	-1,608.0	-524,208.00
Adjustment Subtotal		-12,579.7	-3,758,077.10

SD-11 Total -150.9 293,711.70

Agency Name	Invoice No.	Rev.	Bill Period	Page No.	Mailed On	Due On
San Diego County Water Authority	4848	0	November 2004	5 of 7	12-10-04	01-31-05

Meter No SD-DS1

Desalted	Constant	Previous Reading	Current Reading	Volume (Cu. Ft.)	Rate Desc.
Desalted		N/A	N/A	N/A	Unbundled

--- ADJUSTMENT ---			Rate Per AF	Volume AF	Amount
Nov 2004 lppds contribution			170.00	227.1	-38,607.00
Adjustment Subtotal				227.1	-38,607.00
SD-DS1 Total				227.1	-38,607.00

Meter No SD-GRP1

Recovered	Constant	Previous Reading	Current Reading	Volume (Cu. Ft.)	Rate Desc.
Recovered Greenbelt		N/A	N/A	N/A	Unbundled

--- ADJUSTMENT ---			Rate Per AF	Volume AF	Amount
NOV 2004 GRP			437.00	197.1	86,132.70
NOV 2004 GRP			687.00		-135,407.70
Adjustment Subtotal				197.1	-49,275.00
SD-GRP1 Total				197.1	-49,275.00

Meter No SD-RCL1

Reclaimed	Constant	Previous Reading	Current Reading	Volume (Cu. Ft.)	Rate Desc.
Reclaimed		N/A	N/A	N/A	Unbundled

--- ADJUSTMENT ---			Rate Per AF	Volume AF	Amount
Nov 2004 lrp contribution			250.00	10.4	-2,600.00
Adjustment Subtotal				10.4	-2,600.00
SD-RCL1 Total				10.4	-2,600.00

Meter No SD-RCL10

Reclaimed	Constant	Previous Reading	Current Reading	Volume (Cu. Ft.)	Rate Desc.
No Address 1		N/A	N/A	N/A	Unbundled

--- ADJUSTMENT ---			Rate Per AF	Volume AF	Amount
Oct 2004 contribution			200.00	326.7	-65,340.00
Adjustment Subtotal				326.7	-65,340.00
SD-RCL10 Total				326.7	-65,340.00

Meter No SD-RCL11

Reclaimed	Constant	Previous Reading	Current Reading	Volume (Cu. Ft.)	Rate Desc.
Reclaimed		N/A	N/A	N/A	Unbundled

--- ADJUSTMENT ---			Rate Per AF	Volume AF	Amount
Oct 2004 contribution			250.00	2.9	-725.00
Nov 2004 contribution			250.00	23.6	-5,900.00
Adjustment Subtotal				26.5	-6,625.00
SD-RCL11 Total				26.5	-6,625.00

Agency Name	Invoice No.	Rev.	Bill Period	Page No.	Mailed On	Due On
San Diego County Water Authority	4848	0	November 2004	6 of 7	12-10-04	01-31-05

Meter No SD-RCL12

Reclaimed	Constant	Previous Reading	Current Reading	Volume (Cu. Ft.)	Rate Desc.
Reclaimed		N/A	N/A	N/A	Unbundled

--- ADJUSTMENT ---

	Rate Per AF	Volume AF	Amount
Oct 2004 lrp contribution	250.00	84.8	-21,200.00
Adjustment Subtotal		84.8	-21,200.00
SD-RCL12 Total		84.8	-21,200.00

Meter No SD-RCL15

Reclaimed	Constant	Previous Reading	Current Reading	Volume (Cu. Ft.)	Rate Desc.
Reclaimed		N/A	N/A	N/A	Unbundled

--- ADJUSTMENT ---

	Rate Per AF	Volume AF	Amount
Nov 2004 contribution	150.00	27.1	-4,065.00
Adjustment Subtotal		27.1	-4,065.00
SD-RCL15 Total		27.1	-4,065.00

Meter No SD-RCL6

Reclaimed	Constant	Previous Reading	Current Reading	Volume (Cu. Ft.)	Rate Desc.
Reclaimed		N/A	N/A	N/A	Unbundled

--- ADJUSTMENT ---

	Rate Per AF	Volume AF	Amount
Jun 2004 lrp contribution voided	250.00	-192.6	48,150.00
Jun 2004 lrp contribution	250.00	108.4	-27,100.00
Oct 2004 lrp contribution	250.00	95.3	-23,825.00
Adjustment Subtotal		11.1	-2,775.00
SD-RCL6 Total		11.1	-2,775.00

Meter No SD-RCL8

Reclaimed	Constant	Previous Reading	Current Reading	Volume (Cu. Ft.)	Rate Desc.
Reclaimed		N/A	N/A	N/A	Unbundled

--- ADJUSTMENT ---

	Rate Per AF	Volume AF	Amount
Oct 2004 lrp contribution	200.00	166.5	-33,300.00
Adjustment Subtotal		166.5	-33,300.00
SD-RCL8 Total		166.5	-33,300.00

Meter No SDTJ-01A

Treated Domestic	Constant	Previous Reading	Current Reading	Volume (Cu. Ft.)	Rate Desc.
San Diego-Tijuana	133.68	102724	102724	0	Unbundled

--- DELIVERIES ---

	Rate Per AF	Volume AF	Amount
Delivery Subtotal		0.0	0.00
SDTJ-01A Total		0.0	0.00

--- OTHER CHARGES AND CREDITS ---

	Amount
Conservation Ag.# 55708	-127,380.00

Agency Name	Invoice No.	Rev.	Bill Period	Page No.	Mailed On	Due On
San Diego County Water Authority	4848	0	November 2004	7 of 7	12-10-04	01-31-05

--- OTHER CHARGES AND CREDITS ---

	Amount
Tier 2 Surcharge for current year	232,947.90
Tier 2 Surcharge adjustment for prior year 2003	-752,538.60

VOLUME TOTAL	INVOICE TOTAL
21,961.3	\$6,860,941.80

This invoice was printed on 12/8/2004 at 8:06:51AM

**MWD**

METROPOLITAN WATER DISTRICT OF SOUTHERN CALIFORNIA

700 North Alameda Street

Los Angeles, CA, 90012-2944

INVOICE**Billed To:**

San Diego County Water Authority

**Service Address**4677 Overland Avenue
San Diego, Ca. 92123-1233

December 2004	Page No. 1 of 2
Mailed: 01/10/2005	Due Date: 02/28/2005
Invoice Number: 4876	Revision: 0

NOTICE

The MWD Administrative Code Section 4507 and 4508 require that payment must be made in "Good Funds" by the due date or the payment will be considered delinquent and an additional charge shall be assessed.

DELIVERIES

	Volume (AF)
Total Water Treated Delivered	12,922.7
Total Water Untreated Delivered	34,766.4

SALES

	Type	Volume (AF)	Rate (\$ /AF)	Total (\$)
Full Service	Tier 1 Supply Rate	38,379.2	\$73.00	\$2,801,681.60
	System Access Rate	38,379.2	\$163.00	\$6,255,809.60
	Water Stewardship Rate	38,379.2	\$30.00	\$1,151,376.00
	System Power Rate	38,379.2	\$60.00	\$2,302,752.00
	Treatment Surcharge	10,888.2	\$92.00	\$1,001,714.40
Adjust Full Service Prior Rates				
Certification(s) for 200301 to 200312 for Domestic	Treated	1,168.4	\$408.00	\$476,707.20
Certification(s) for 199701 to 200212 for Domestic	Treated	-407.1	\$431.00	(\$175,460.10)
Certification(s) for 200301 to 200312 for Domestic	Untreated	-53.2	\$326.00	(\$17,343.20)
Certification(s) for 199701 to 200212 for Domestic	Untreated	124.7	\$349.00	\$43,520.30
IAWP	Treated	1,273.2		\$394,665.80
	Untreated	267.9		\$63,224.40
SUBTOTAL				\$14,298,648.00

WATER MANAGEMENT

	Volume (AF)	Total (\$)
Local Resource Programs	662.0	(\$136,396.40)
SUBTOTAL		(\$136,396.40)

EXCHANGES, WHEELING, AND OTHER DELIVERIES

IID San Diego Exchange UnTreated	1,666.7	\$421,675.10
		\$421,675.10

OTHER CHARGES AND CREDITS

		Rate (\$ /AF)	
Conservation Credit			(\$161,480.00)
Tier 2 Surcharge for 2003	1,115.2	\$81.00	\$90,331.20
Tier 2 Surcharge for 2004	38,379.2	\$81.00	\$3,108,715.20
SUBTOTAL			\$3,037,566.40

MWD2010-00274752



MWD
 METROPOLITAN WATER DISTRICT OF SOUTHERN CALIFORNIA
 700 North Alameda Street
 Los Angeles, CA, 90012-2944

INVOICE

Billed To:

San Diego County Water Authority



Service Address

4677 Overland Avenue
 San Diego, Ca. 92123-1233

December 2004	Page No. 2 of 2
Mailed: 01/10/2005	Due Date: 02/28/2005
Invoice Number: 4876	Revision: 0

NOTICE

The MWD Administrative Code Section 4507 and 4508 require that payment must be made in "Good Funds" by the due date or the payment will be considered delinquent and an additional charge shall be assessed.

ADDITIONAL INFORMATION	Volume (AF)	Tier1 %	Peak Day	Flow (CFS)
Purchase Order Commitment (Jan 2003 to Dec 2012)	3,342,570.6			
Purchase Order Firm Delivery To Date (Jan 2003 to Dec 2012)	1,061,676.4			
Tier 1 Annual Limit (For Current Year)	501,385.6			
Tier 1 YTD Deliveries (For Current Year)	501,385.6	100.0		
Tier 1 Current Month Deliveries	38,379.2			
Tier 2 YTD Deliveries	41,255.1			
Requested Capacity				1,296.0
Annual Peak Flow			5/4/2004	1,373.5
Summer Peak Flow			5/4/2004	1,373.5

INVOICE TOTAL

Volume AF	Amount Now Due
41,415.1	\$17,621,493.10

Note: Amount Due is based on highlighted fields



MWD
 METROPOLITAN WATER DISTRICT OF SOUTHERN CALIFORNIA
 700 North Alameda Street
 Los Angeles, CA, 90012-2944

INVOICE DETAIL

NOTICE

The MWD Administrative Code Section 4507 and 4508 require that payment must be made in "Good Funds" by the due date or the payment will be considered delinquent and an additional charge shall be assessed.

IN ACCORDANCE WITH READINGS AND BILLING DATA LISTED BELOW

Agency Name	Invoice No.	Rev.	Bill Period	Page No.	Mailed On	Due On
San Diego County Water Authority	4876	0	December 2004	1 of 11	01-10-05	02-28-05

Meter No. SD-01A

Treated Domestic	Constant	Previous Reading	Current Reading	Volume (Cu. Ft.)	Rate Desc.
Rainbow Cyn. Rd. e/o Frontage Rd.	1,000	16331444	16416091	84647000	Unbundled

--- DELIVERIES ---

	Rate Per AF	Volume AF	Amount
Tier 1 Supply Rate	73.00	1,943.2	141,853.60
System Access Rate	163.00	1,943.2	316,741.60
Water Stewardship Rate	30.00	1,943.2	58,296.00
System Power Rate	60.00	1,943.2	116,592.00
Treatment Surcharge	92.00	1,943.2	178,774.40
Delivery Subtotal		1,943.2	812,257.60
SD-01A Total		1,943.2	812,257.60

Meter No. SD-01B

Treated Domestic	Constant	Previous Reading	Current Reading	Volume (Cu. Ft.)	Rate Desc.
Rainbow Cyn. Rd. e/o Frontage Rd.	1,000	15917097	16001952	84855000	Unbundled

--- DELIVERIES ---

	Rate Per AF	Volume AF	Amount
Tier 1 Supply Rate	73.00	1,948.0	142,204.00
System Access Rate	163.00	1,948.0	317,524.00
Water Stewardship Rate	30.00	1,948.0	58,440.00
System Power Rate	60.00	1,948.0	116,880.00
Treatment Surcharge	92.00	1,948.0	179,216.00
Delivery Subtotal		1,948.0	814,264.00
SD-01B Total		1,948.0	814,264.00

Meter No. SD-02

Treated Domestic	Constant	Previous Reading	Current Reading	Volume (Cu. Ft.)	Rate Desc.
w/o Rainbow Glen Rd.	100	14509359	14586656	7729700	Unbundled

--- DELIVERIES ---

	Rate Per AF	Volume AF	Amount
Tier 1 Supply Rate	73.00	177.4	12,950.20
System Access Rate	163.00	177.4	28,916.20
Water Stewardship Rate	30.00	177.4	5,322.00
System Power Rate	60.00	177.4	10,644.00
Treatment Surcharge	92.00	177.4	16,320.80
Dec 2004, meter under 10% flow Tier 1 supply rate	73.00	0.4	29.20
Dec 2004, meter under 10% flow System access rate	163.00	0.4	65.20
Dec 2004, meter under 10% flow Water stewardship rate	30.00	0.4	12.00
Dec 2004, meter under 10% flow System power rate	60.00	0.4	24.00

Agency Name	Invoice No.	Rev.	Bill Period	Page No.	Mailed On	Due On
San Diego County Water Authority	4876	0	December 2004	2 of 11	01-10-05	02-28-05

--- DELIVERIES ---

	Rate Per AF	Volume AF	Amount
Dec 2004, meter under 10% flow Treatment surcharge	92.00	0.4	36.80
Delivery Subtotal		177.8	74,320.40
SD-02 Total		177.8	74,320.40

Meter No SD-03

Untreated Domestic	Constant	Previous Reading	Current Reading	Volume (Cu. Ft.)	Rate Desc.
Rainbow Cyn. Rd. e/o Frontage Rd.	1.000	47697920	48297168	599248000	Unbundled

--- DELIVERIES ---

	Rate Per AF	Volume AF	Amount
Tier 1 Supply Rate	73.00	13,756.8	1,004,246.40
System Access Rate	163.00	13,756.8	2,242,358.40
Water Stewardship Rate	30.00	13,756.8	412,704.00
System Power Rate	60.00	13,756.8	825,408.00
Delivery Subtotal		13,756.8	4,484,716.80

--- ADJUSTMENT ---

	Rate Per AF	Volume AF	Amount
Nov 2004 adj full service to agr	326.00	-144.9	-47,237.40
Nov 2004 adj full service to agr (Escondido)	236.00	144.9	34,196.40
Nov 2004 adj full service to agr	326.00	-29.4	-9,584.40
Nov 2004 adj full service to agr (Oceanside)	236.00	29.4	6,938.40
Nov 2004 adj full service to agr	326.00	-80.7	-26,308.20
Nov 2004 adj full service to agr (Olivenhain)	236.00	80.7	19,045.20
Nov 2004 adj full service to agr	326.00	-43.3	-14,115.80
Nov 2004 adj full service to agr (Ramona)	236.00	43.3	10,218.80
Nov 2004 adj full service to agr	326.00	-9.9	-3,227.40
Nov 2004 adj full service to agr (City of San Diego)	236.00	9.9	2,336.40
Nov 2004 adj full service to agr	326.00	-4.9	-1,597.40
Nov 2004 adj full service to agr (Santa Fe Irrigation)	236.00	4.9	1,156.40
Nov 2004 adj full service to agr	326.00	-2.7	-880.20
Nov 2004 adj full service to agr (Vista)	236.00	2.7	637.20
Adjustment Subtotal		0.0	-28,422.00
SD-03 Total		13,756.8	4,456,294.80

Meter No SD-05

Treated Domestic	Constant	Previous Reading	Current Reading	Volume (Cu. Ft.)	Rate Desc.
s/o Reche Rd. w/o Wilt Rd.	100	3647891	3680451	3256000	Unbundled

--- DELIVERIES ---

	Rate Per AF	Volume AF	Amount
Tier 1 Supply Rate	73.00	74.7	5,453.10
System Access Rate	163.00	74.7	12,176.10
Water Stewardship Rate	30.00	74.7	2,241.00
System Power Rate	60.00	74.7	4,482.00
Treatment Surcharge	92.00	74.7	6,872.40
Delivery Subtotal		74.7	31,224.60
SD-05 Total		74.7	31,224.60

Meter No SD-07

Treated Domestic	Constant	Previous Reading	Current Reading	Volume (Cu. Ft.)	Rate Desc.
e/o Wilt Rd. n/o Dos Ninos Ave.	1.000	85296384	85661120	364736000	Unbundled

--- DELIVERIES ---

	Rate Per AF	Volume AF	Amount
Tier 1 Supply Rate	73.00	8,373.2	611,243.60

Agency Name	Invoice No.	Rev	Bill Period	Page No.	Mailed On	Due On
San Diego County Water Authority	4876	0	December 2004	3 of 11	01-10-05	02-28-05

--- DELIVERIES ---

	Rate Per AF	Volume AF	Amount
System Access Rate	163.00	8,373.2	1,364,831.60
Water Stewardship Rate	30.00	8,373.2	251,196.00
System Power Rate	60.00	8,373.2	502,392.00
Treatment Surcharge	92.00	8,373.2	770,334.40
Delivery Subtotal		8,373.2	3,499,997.60

--- ADJUSTMENT ---

	Rate Per AF	Volume AF	Amount
Jul 2002 adj full service to agr voided	431.00	11.4	4,913.40
Jul 2002 adj full service to agr voided (Padre Dam)	294.00	-11.4	-3,351.60
Jul 2002 adj full service to agr voided	431.00	12.1	5,215.10
Jul 2002 adj full service to agr voided (City of San Diego)	294.00	-12.1	-3,557.40
Jul 2002 adj full service to agr voided	431.00	280.9	121,067.90
Jul 2002 adj full service to agr voided (Ramona)	294.00	-280.9	-82,584.60
Jul 2002 adj full service to agr voided	431.00	2,764.7	1,191,585.70
Jul 2002 adj full service to agr voided (Rainbow)	294.00	-2,764.7	-812,821.80
Jul 2002 adj full service to agr	431.00	-21.8	-9,395.80
Jul 2002 adj full service to agr (Padre Dam)	294.00	21.8	6,409.20
Jul 2002 adj full service to agr	431.00	-403.1	-173,736.10
Jul 2002 adj full service to agr (Ramona)	294.00	403.1	118,511.40
Jul 2002 adj full service to agr	431.00	-2,736.2	-1,179,302.20
Jul 2002 adj full service to agr (Rainbow)	294.00	2,736.2	804,442.80
Jul 2002 adj full service to agr	431.00	-3.6	-1,551.60
Jul 2002 adj full service to agr (City of San Diego)	294.00	3.6	1,058.40
Aug 2002 adj full service to agr voided	431.00	2.2	948.20
Aug 2002 adj full service to agr voided (City of San Diego)	294.00	-2.2	-646.80
Aug 2002 adj full service to agr voided	431.00	283.1	122,016.10
Aug 2002 adj full service to agr voided (Ramona)	294.00	-283.1	-83,231.40
Aug 2002 adj full service to agr voided	431.00	2,696.4	1,162,148.40
Aug 2002 adj full service to agr voided (Rainbow)	294.00	-2,696.4	-792,741.60
Aug 2002 adj full service to agr	431.00	-372.8	-160,676.80
Aug 2002 adj full service to agr (Ramona)	294.00	372.8	109,603.20
Aug 2002 adj full service to agr	431.00	-2,641.7	-1,138,572.70
Aug 2002 adj full service to agr (Rainbow)	294.00	2,641.7	776,659.80
Aug 2002 adj full service to agr	431.00	-3.0	-1,293.00
Aug 2002 adj full service to agr (City of San Diego)	294.00	3.0	882.00
Sep 2002 adj full service to agr voided	431.00	3.3	1,422.30
Sep 2002 adj full service to agr voided (Padre Dam)	294.00	-3.3	-970.20
Sep 2002 adj full service to agr voided	431.00	2.9	1,249.90
Sep 2002 adj full service to agr voided (City of San Diego)	294.00	-2.9	-852.60
Sep 2002 adj full service to agr voided	431.00	118.2	50,944.20
Sep 2002 adj full service to agr voided (Rincon)	294.00	-118.2	-34,750.80
Sep 2002 adj full service to agr voided	431.00	287.6	123,955.60
Sep 2002 adj full service to agr voided (Ramona)	294.00	-287.6	-84,554.40
Sep 2002 adj full service to agr voided	431.00	2,243.2	966,819.20
Sep 2002 adj full service to agr voided (Rainbow)	294.00	-2,243.2	-659,500.80
Sep 2002 adj full service to agr	431.00	-117.3	-50,556.30
Sep 2002 adj full service to agr (Rincon)	294.00	117.3	34,486.20
Sep 2002 adj full service to agr	431.00	-378.0	-162,918.00
Sep 2002 adj full service to agr (Ramona)	294.00	378.0	111,132.00
Sep 2002 adj full service to agr	431.00	-2,403.0	-1,035,693.00
Sep 2002 adj full service to agr (Rainbow)	294.00	2,403.0	706,482.00
Sep 2002 adj full service to agr	431.00	-3.5	-1,508.50
Sep 2002 adj full service to agr (City of San Diego)	294.00	3.5	1,029.00
Sep 2002 adj full service to agr	431.00	-15.4	-6,637.40
Sep 2002 adj full service to agr (Padre Dam)	294.00	15.4	4,527.60
Oct 2002 adj full service to agr voided	431.00	5.0	2,155.00
Oct 2002 adj full service to agr voided (City of San Diego)	294.00	-5.0	-1,470.00
Oct 2002 adj full service to agr voided	431.00	93.0	40,083.00
Oct 2002 adj full service to agr voided (Rincon)	294.00	-93.0	-27,342.00
Oct 2002 adj full service to agr voided	431.00	198.5	85,553.50
Oct 2002 adj full service to agr voided (Ramona)	294.00	-198.5	-58,359.00
Oct 2002 adj full service to agr	431.00	-92.3	-39,781.30

Agency Name	Invoice No.	Rev	Bill Period	Page No.	Mailed On	Due On
San Diego County Water Authority	4876	0	December 2004	4 of 11	01-10-05	02-28-05

--- ADJUSTMENT ---

		Rate Per AF	Volume AF	Amount
Oct 2002 adj full service to agr (Rincon)		294.00	92.3	27,136.20
Oct 2002 adj full service to agr		431.00	-209.9	-90,466.90
Oct 2002 adj full service to agr (Ramona)		294.00	209.9	61,710.60
Oct 2002 adj full service to agr		431.00	-5.3	-2,284.30
Oct 2002 adj full service to agr (City of San Diego)		294.00	5.3	1,558.20
Nov 2002 adj full service to agr voided		431.00	2.9	1,249.90
Nov 2002 adj full service to agr voided (City of San Diego)		294.00	-2.9	-852.60
Nov 2002 adj full service to agr voided		431.00	110.5	47,625.50
Nov 2002 adj full service to agr voided (Ramona)		294.00	-110.5	-32,487.00
Nov 2002 adj full service to agr		431.00	-111.5	-48,056.50
Nov 2002 adj full service to agr (Ramona)		294.00	111.5	32,781.00
Nov 2002 adj full service to agr		431.00	-3.8	-1,637.80
Nov 2002 adj full service to agr (City of San Diego)		294.00	3.8	1,117.20
Dec 2002 adj full service to agr voided		431.00	2.9	1,249.90
Dec 2002 adj full service to agr voided (City of San Diego)		294.00	-2.9	-852.60
Dec 2002 adj full service to agr voided		431.00	64.4	27,756.40
Dec 2002 adj full service to agr voided (Ramona)		294.00	-64.4	-18,933.60
Dec 2002 adj full service to agr		431.00	-64.9	-27,971.90
Dec 2002 adj full service to agr (Ramona)		294.00	64.9	19,080.60
Dec 2002 adj full service to agr		431.00	-3.2	-1,379.20
Dec 2002 adj full service to agr (City of San Diego)		294.00	3.2	940.80
Jan 2003 adj full service to agr voided		408.00	0.9	367.20
Jan 2003 adj full service to agr voided (City of San Diego)		294.00	-0.9	-264.60
Jan 2003 adj full service to agr voided		408.00	130.1	53,080.80
Jan 2003 adj full service to agr voided (Ramona)		294.00	-130.1	-38,249.40
Jan 2003 adj full service to agr		408.00	-130.4	-53,203.20
Jan 2003 adj full service to agr (Ramona)		294.00	130.4	38,337.60
Jan 2003 adj full service to agr		408.00	-1.0	-408.00
Jan 2003 adj full service to agr (City of San Diego)		294.00	1.0	294.00
Feb 2003 adj full service to agr voided		408.00	1.8	734.40
Feb 2003 adj full service to agr voided (City of San Diego)		294.00	-1.8	-529.20
Feb 2003 adj full service to agr voided		408.00	55.5	22,644.00
Feb 2003 adj full service to agr voided (Ramona)		294.00	-55.5	-16,317.00
Feb 2003 adj full service to agr		408.00	-56.1	-22,868.80
Feb 2003 adj full service to agr (Ramona)		294.00	56.1	16,493.40
Feb 2003 adj full service to agr		408.00	-1.9	-775.20
Feb 2003 adj full service to agr (City of San Diego)		294.00	1.9	558.60
Mar 2003 adj full service to agr voided		408.00	68.4	27,907.20
Mar 2003 adj full service to agr voided (Fallbrook)		294.00	-68.4	-20,109.60
Mar 2003 adj full service to agr voided		408.00	0.8	326.40
Mar 2003 adj full service to agr voided (City of San Diego)		294.00	-0.8	-235.20
Mar 2003 adj full service to agr voided		408.00	91.6	37,372.80
Mar 2003 adj full service to agr voided (Ramona)		294.00	-91.6	-26,930.40
Mar 2003 adj full service to agr		408.00	-157.5	-64,260.00
Mar 2003 adj full service to agr (Fallbrook)		294.00	157.5	46,305.00
Mar 2003 adj full service to agr		408.00	-92.7	-37,821.60
Mar 2003 adj full service to agr (Ramona)		294.00	92.7	27,253.80
Mar 2003 adj full service to agr		408.00	-0.9	-367.20
Mar 2003 adj full service to agr (City of San Diego)		294.00	0.9	264.60
Apr 2003 adj full service to agr voided		408.00	391.2	159,609.60
Apr 2003 adj full service to agr voided (Fallbrook)		294.00	-391.2	-115,012.80
Apr 2003 adj full service to agr voided		408.00	2.4	979.20
Apr 2003 adj full service to agr voided (City of San Diego)		294.00	-2.4	-705.60
Apr 2003 adj full service to agr voided		408.00	284.9	116,239.20
Apr 2003 adj full service to agr voided (Ramona)		294.00	-284.9	-83,760.60
Apr 2003 adj full service to agr		408.00	-386.8	-157,814.40
Apr 2003 adj full service to agr (Fallbrook)		294.00	386.8	113,719.20
Apr 2003 adj full service to agr		408.00	-291.6	-118,972.80
Apr 2003 adj full service to agr (Ramona)		294.00	291.6	85,730.40
Apr 2003 adj full service to agr		408.00	-2.5	-1,020.00
Apr 2003 adj full service to agr (City of San Diego)		294.00	2.5	735.00
Apr 2003 adj full service to agr voided		408.00	1,217.5	496,740.00
Apr 2003 adj full service to agr voided (Rainbow)		294.00	-1,217.5	-357,945.00

Agency Name	Invoice No.	Rev	Bill Period	Page No.	Mailed On	Due On
San Diego County Water Authority	4876	0	December 2004	5 of 11	01-10-05	02-28-05

--- ADJUSTMENT ---

	Rate Per AF	Volume AF	Amount
May 2003 adj full service to agr voided	408.00	4.0	1,632.00
May 2003 adj full service to agr voided (City of San Diego)	294.00	-4.0	-1,176.00
May 2003 adj full service to agr voided	408.00	63.3	25,826.40
May 2003 adj full service to agr voided (Rincon)	294.00	-63.3	-18,610.20
May 2003 adj full service to agr voided	408.00	65.3	26,642.40
May 2003 adj full service to agr voided (Carlsbad Municipal)	294.00	-65.3	-19,198.20
May 2003 adj full service to agr voided	408.00	291.1	118,768.80
May 2003 adj full service to agr voided (Ramona)	294.00	-291.1	-85,583.40
May 2003 adj full service to agr voided	408.00	1,475.8	602,126.40
May 2003 adj full service to agr voided (Rainbow)	294.00	-1,475.8	-433,885.20
May 2003 adj full service to agr voided	408.00	-36.4	-14,851.20
May 2003 adj full service to agr voided (Vista)	294.00	36.4	10,701.60
May 2003 adj full service to agr voided	408.00	-79.3	-32,354.40
May 2003 adj full service to agr voided (Rincon)	294.00	79.3	23,314.20
May 2003 adj full service to agr voided	408.00	-83.8	-34,190.40
May 2003 adj full service to agr voided (Carlsbad Municipal)	294.00	83.8	24,637.20
May 2003 adj full service to agr voided	408.00	-187.6	-76,540.80
May 2003 adj full service to agr voided (Ramona)	294.00	187.6	55,154.40
May 2003 adj full service to agr voided	408.00	-1,605.6	-655,084.80
May 2003 adj full service to agr voided (Rainbow)	294.00	1,605.6	472,046.40
May 2003 adj full service to agr voided	408.00	-5.1	-2,080.80
May 2003 adj full service to agr voided (City of San Diego)	294.00	5.1	1,499.40
May 2003 adj full service to agr voided	408.00	43.2	17,625.60
May 2003 adj full service to agr voided (Vista)	294.00	-43.2	-12,700.80
Jun 2003 adj full service to agr voided	408.00	2.6	1,060.80
Jun 2003 adj full service to agr voided (City of San Diego)	294.00	-2.6	-764.40
Jun 2003 adj full service to agr voided	408.00	336.6	137,332.80
Jun 2003 adj full service to agr voided (Ramona)	294.00	-336.6	-98,960.40
Jun 2003 adj full service to agr voided	408.00	1,915.8	781,646.40
Jun 2003 adj full service to agr voided (Rainbow)	294.00	-1,915.8	-563,245.20
Jun 2003 adj full service to agr voided	408.00	-293.1	-119,584.80
Jun 2003 adj full service to agr voided (Ramona)	294.00	293.1	86,171.40
Jun 2003 adj full service to agr voided	408.00	-1,856.5	-757,452.00
Jun 2003 adj full service to agr voided (Rainbow)	294.00	1,856.5	545,811.00
Jun 2003 adj full service to agr voided	408.00	-5.6	-2,284.80
Jun 2003 adj full service to agr voided (City of San Diego)	294.00	5.6	1,646.40
Nov 2004 adj full service to agr voided	418.00	-44.7	-18,684.60
Nov 2004 adj full service to agr voided (Carlsbad Municipal)	304.00	44.7	13,588.80
Nov 2004 adj full service to agr voided	418.00	-228.1	-95,345.80
Nov 2004 adj full service to agr voided (Fallbrook)	304.00	228.1	69,342.40
Nov 2004 adj full service to agr voided	418.00	-33.1	-13,835.80
Nov 2004 adj full service to agr voided (Oceanside)	304.00	33.1	10,062.40
Nov 2004 adj full service to agr voided	418.00	-8.0	-3,344.00
Nov 2004 adj full service to agr voided (Otay)	304.00	8.0	2,432.00
Nov 2004 adj full service to agr voided	418.00	-525.2	-219,533.60
Nov 2004 adj full service to agr voided (Rainbow)	304.00	525.2	159,660.80
Nov 2004 adj full service to agr voided	418.00	-33.4	-13,961.20
Nov 2004 adj full service to agr voided (Ramona)	304.00	33.4	10,153.60
Nov 2004 adj full service to agr voided	418.00	-1.5	-627.00
Nov 2004 adj full service to agr voided (City of San Diego)	304.00	1.5	456.00
Nov 2004 adj full service to agr voided	418.00	-5.3	-2,215.40
Nov 2004 adj full service to agr voided (Santa Fe Irrigation)	304.00	5.3	1,611.20
Nov 2004 adj full service to agr voided	418.00	-160.9	-67,256.20
Nov 2004 adj full service to agr voided (Vallecitos)	304.00	160.9	48,913.60
Nov 2004 adj full service to agr voided	418.00	-656.6	-274,458.80
Nov 2004 adj full service to agr voided (Valley Center)	304.00	656.6	199,606.40
Nov 2004 adj full service to agr voided	418.00	-6.6	-2,758.80
Nov 2004 adj full service to agr voided (Vista)	304.00	6.6	2,006.40
Nov 2004 adj full service to agr voided	418.00	-331.1	-138,399.80
Nov 2004 adj full service to agr voided (Yuima)	304.00	331.1	100,654.40
Adjustment Subtotal		0.0	-154,508.10

MWD2010-00274758

Agency Name	Invoice No.	Rev.	Bill Period	Page No.	Mailed On	Due On
San Diego County Water Authority	4876	0	December 2004	6 of 11	01-10-05	02-28-05

SD-07 Total 8,373.2 3,345,489.50

Meter No SD-08

Treated Domestic	Constant	Previous Reading	Current Reading	Volume (Cu. Ft.)	Rate Desc.
n/o Red Mtn. n/o Mission Rd.	100	24297608	24433308	13570000	Unbundled

--- DELIVERIES ---

	Rate Per AF	Volume AF	Amount
Tier 1 Supply Rate	73.00	311.5	22,739.50
System Access Rate	163.00	311.5	50,774.50
Water Stewardship Rate	30.00	311.5	9,345.00
System Power Rate	60.00	311.5	18,690.00
Treatment Surcharge	92.00	311.5	28,658.00
Delivery Subtotal		311.5	130,207.00
SD-08 Total		311.5	130,207.00

Meter No SD-09

Treated Domestic	Constant	Previous Reading	Current Reading	Volume (Cu. Ft.)	Rate Desc.
w/o Rainbow Glen. Rd. n/o Red Mtn.	100	5857968	5899034	4106600	Unbundled

--- DELIVERIES ---

	Rate Per AF	Volume AF	Amount
Tier 1 Supply Rate	73.00	94.3	6,883.90
System Access Rate	163.00	94.3	15,370.90
Water Stewardship Rate	30.00	94.3	2,829.00
System Power Rate	60.00	94.3	5,658.00
Treatment Surcharge	92.00	94.3	8,675.60
Delivery Subtotal		94.3	39,417.40
SD-09 Total		94.3	39,417.40

Meter No SD-11

Untreated Domestic	Constant	Previous Reading	Current Reading	Volume (Cu. Ft.)	Rate Desc.
e/o Wilt Rd. n/o Dos Ninos Ave.	10,000	10009165	10100683	915180000	Unbundled

--- DELIVERIES ---

	Rate Per AF	Volume AF	Amount
Tier 1 Supply Rate	73.00	21,009.6	1,533,700.80
System Access Rate	163.00	21,009.6	3,424,564.80
Water Stewardship Rate	30.00	21,009.6	630,288.00
System Power Rate	60.00	21,009.6	1,260,576.00
Delivery Subtotal		21,009.6	6,849,129.60

--- ADJUSTMENT ---

	Rate Per AF	Volume AF	Amount
Jul 2002 adj full service to agr voided	349.00	53.0	18,497.00
Jul 2002 adj full service to agr voided (City of San Diego)	236.00	-53.0	-12,508.00
Jul 2002 adj full service to agr voided	349.00	171.4	59,818.60
Jul 2002 adj full service to agr voided (Ramona)	236.00	-171.4	-40,450.40
Jul 2002 adj full service to agr	349.00	-127.8	-44,602.20
Jul 2002 adj full service to agr (Ramona)	236.00	127.8	30,160.80
Jul 2002 adj full service to agr	349.00	-16.0	-5,584.00
Jul 2002 adj full service to agr (City of San Diego)	236.00	16.0	3,776.00
Aug 2002 adj full service to agr voided	349.00	11.8	4,118.20
Aug 2002 adj full service to agr voided (City of San Diego)	236.00	-11.8	-2,784.80
Aug 2002 adj full service to agr voided	349.00	139.4	48,650.60
Aug 2002 adj full service to agr voided (Ramona)	236.00	-139.4	-32,898.40
Aug 2002 adj full service to agr	349.00	-106.5	-37,168.50
Aug 2002 adj full service to agr (Ramona)	236.00	106.5	25,134.00
Aug 2002 adj full service to agr	349.00	-16.0	-5,584.00

Agency Name	Invoice No.	Rev	Bill Period	Page No.	Mailed On	Due On
San Diego County Water Authority	4876	0	December 2004	7 of 11	01-10-05	02-28-05

---ADJUSTMENT---

	Rate Per AF	Volume AF	Amount
Aug 2002 adj full service to agr (City of San Diego)	236.00	16.0	3,776.00
Sep 2002 adj full service to agr voided	349.00	12.3	4,292.70
Sep 2002 adj full service to agr voided (City of San Diego)	236.00	-12.3	-2,902.80
Sep 2002 adj full service to agr voided	349.00	167.5	58,457.50
Sep 2002 adj full service to agr voided (Ramona)	236.00	-167.5	-39,530.00
Sep 2002 adj full service to agr	349.00	-139.0	-48,511.00
Sep 2002 adj full service to agr (Ramona)	236.00	139.0	32,804.00
Sep 2002 adj full service to agr	349.00	-15.1	-5,269.90
Sep 2002 adj full service to agr (City of San Diego)	236.00	15.1	3,563.60
Oct 2002 adj full service to agr voided	349.00	19.6	6,840.40
Oct 2002 adj full service to agr voided (City of San Diego)	236.00	-19.6	-4,625.60
Oct 2002 adj full service to agr voided	349.00	243.6	85,016.40
Oct 2002 adj full service to agr voided (Ramona)	236.00	-243.6	-57,489.60
Oct 2002 adj full service to agr	349.00	-246.7	-86,098.30
Oct 2002 adj full service to agr (Ramona)	236.00	246.7	58,221.20
Oct 2002 adj full service to agr	349.00	-21.0	-7,329.00
Oct 2002 adj full service to agr (City of San Diego)	236.00	21.0	4,956.00
Nov 2002 adj full service to agr voided	349.00	8.4	2,931.60
Nov 2002 adj full service to agr voided (City of San Diego)	236.00	-8.4	-1,982.40
Nov 2002 adj full service to agr voided	349.00	162.9	56,852.10
Nov 2002 adj full service to agr voided (Ramona)	236.00	-162.9	-38,444.40
Nov 2002 adj full service to agr	349.00	-164.1	-57,270.90
Nov 2002 adj full service to agr (Ramona)	236.00	164.1	38,727.60
Nov 2002 adj full service to agr	349.00	-10.5	-3,664.50
Nov 2002 adj full service to agr (City of San Diego)	236.00	10.5	2,478.00
Dec 2002 adj full service to agr voided	349.00	10.8	3,769.20
Dec 2002 adj full service to agr voided (City of San Diego)	236.00	-10.8	-2,548.80
Dec 2002 adj full service to agr voided	349.00	133.0	46,417.00
Dec 2002 adj full service to agr voided (Ramona)	236.00	-133.0	-31,388.00
Dec 2002 adj full service to agr	349.00	-134.0	-46,766.00
Dec 2002 adj full service to agr (Ramona)	236.00	134.0	31,624.00
Dec 2002 adj full service to agr	349.00	-12.3	-4,292.70
Dec 2002 adj full service to agr (City of San Diego)	236.00	12.3	2,902.80
Jan 2003 adj full service to agr voided	326.00	8.3	2,705.80
Jan 2003 adj full service to agr voided (City of San Diego)	236.00	-8.3	-1,958.80
Jan 2003 adj full service to agr voided	326.00	217.8	71,002.80
Jan 2003 adj full service to agr voided (Ramona)	236.00	-217.8	-51,400.80
Jan 2003 adj full service to agr	326.00	-218.8	-71,328.80
Jan 2003 adj full service to agr (Ramona)	236.00	218.8	51,636.80
Jan 2003 adj full service to agr	326.00	-9.3	-3,031.80
Jan 2003 adj full service to agr (City of San Diego)	236.00	9.3	2,194.80
Feb 2003 adj full service to agr voided	326.00	12.2	3,977.20
Feb 2003 adj full service to agr voided (City of San Diego)	236.00	-12.2	-2,879.20
Feb 2003 adj full service to agr voided	326.00	114.1	37,196.60
Feb 2003 adj full service to agr voided (Ramona)	236.00	-114.1	-26,927.60
Feb 2003 adj full service to agr	326.00	-115.3	-37,587.80
Feb 2003 adj full service to agr (Ramona)	236.00	115.3	27,210.80
Feb 2003 adj full service to agr	326.00	-12.5	-4,075.00
Feb 2003 adj full service to agr (City of San Diego)	236.00	12.5	2,950.00
Mar 2003 adj full service to agr voided	326.00	7.1	2,314.60
Mar 2003 adj full service to agr voided (City of San Diego)	236.00	-7.1	-1,675.60
Mar 2003 adj full service to agr voided	326.00	157.4	51,312.40
Mar 2003 adj full service to agr voided (Ramona)	236.00	-157.4	-37,146.40
Mar 2003 adj full service to agr	326.00	-159.1	-51,866.60
Mar 2003 adj full service to agr (Ramona)	236.00	159.1	37,547.60
Mar 2003 adj full service to agr	326.00	-7.6	-2,477.60
Mar 2003 adj full service to agr (City of San Diego)	236.00	7.6	1,793.60
Apr 2003 adj full service to agr voided	326.00	14.2	4,629.20
Apr 2003 adj full service to agr voided (City of San Diego)	236.00	-14.2	-3,351.20
Apr 2003 adj full service to agr voided	326.00	8.8	2,868.80
Apr 2003 adj full service to agr voided (Ramona)	236.00	-8.8	-2,076.80
Apr 2003 adj full service to agr	326.00	-8.9	-2,901.40
Apr 2003 adj full service to agr (Ramona)	236.00	8.9	2,100.40

Agency Name	Invoice No.	Rev	Bill Period	Page No.	Mailed On	Due On
San Diego County Water Authority	4876	0	December 2004	8 of 11	01-10-05	02-28-05

--- ADJUSTMENT ---

	Rate Per AF	Volume AF	Amount
Apr 2003 adj full service to agr	326.00	-14.5	-4,727.00
Apr 2003 adj full service to agr (City of San Diego)	236.00	14.5	3,422.00
May 2003 adj full service to agr voided	326.00	10.3	3,357.80
May 2003 adj full service to agr voided (City of San Diego)	236.00	-10.3	-2,430.80
May 2003 adj full service to agr	326.00	-27.2	-8,867.20
May 2003 adj full service to agr (Vista)	236.00	27.2	6,419.20
May 2003 adj full service to agr	326.00	-13.0	-4,238.00
May 2003 adj full service to agr (Ramona)	236.00	13.0	3,068.00
May 2003 adj full service to agr	326.00	-12.9	-4,205.40
May 2003 adj full service to agr (City of San Diego)	236.00	12.9	3,044.40
May 2003 adj full service to agr voided	326.00	32.2	10,497.20
May 2003 adj full service to agr voided (Vista)	236.00	-32.2	-7,599.20
Jun 2003 adj full service to agr voided	326.00	5.5	1,793.00
Jun 2003 adj full service to agr voided (City of San Diego)	236.00	-5.5	-1,298.00
Jun 2003 adj full service to agr	326.00	-30.4	-8,910.40
Jun 2003 adj full service to agr (Ramona)	236.00	30.4	7,174.40
Jun 2003 adj full service to agr	326.00	-11.6	-3,781.60
Jun 2003 adj full service to agr (City of San Diego)	236.00	11.6	2,737.60
Oct 2004 adj full service to agr	326.00	-23.6	-7,693.60
Oct 2004 adj full service to agr (Poway)	236.00	23.6	5,569.60
Oct 2004 adj full service to surface storage - In-Lieu - (San Diego CWA) VOIDED	326.00	1,000.0	326,000.00
Oct 2004 adj full service to surface storage - In-Lieu - (San Diego CWA)	326.00	-1,772.0	-577,872.00
Nov 2004 adj full service to surface storage - Direct - (San Diego CWA) VOIDED	326.00	9,154.1	2,984,236.60
Nov 2004 adj full service to surface storage - Direct - (San Diego CWA)	326.00	-5,318.4	-1,733,798.40
Nov 2004 adj full service to surface storage - In-Lieu - (San Diego CWA) VOIDED	326.00	1,608.0	524,208.00
Nov 2004 adj full service to surface storage - In-Lieu - (San Diego CWA)	326.00	-1,583.0	-516,058.00
Dec 2004 adj from full service to exch	326.00	-1,666.7	-543,344.20
Dec 2004 adj from full service to exch (San Diego CWA)	253.00		421,675.10
Dec 2004 adj full service to surface storage - Direct - (San Diego CWA)	326.00	-6,860.0	-2,236,360.00
Dec 2004 adj full service to surface storage - Direct - (San Diego CWA)	326.00	-1,498.0	-488,348.00
Adjustment Subtotal		-6,936.0	-1,832,281.80
SD-11 Total		14,073.6	5,016,847.80

Meter No SD-DS1

Desalted	Constant	Previous Reading	Current Reading	Volume (Cu. Ft.)	Rate Desc.
Desalted		N/A	N/A	N/A	Unbundled

--- ADJUSTMENT ---

	Rate Per AF	Volume AF	Amount
Dec 2004 lppds contribution	170.00	222.6	-37,842.00
Adjustment Subtotal		222.6	-37,842.00
SD-DS1 Total		222.6	-37,842.00

Meter No SD-GRP1

Recovered	Constant	Previous Reading	Current Reading	Volume (Cu. Ft.)	Rate Desc.
Recovered Greenbelt		N/A	N/A	N/A	Unbundled

--- ADJUSTMENT ---

	Rate Per AF	Volume AF	Amount
Nov 2004 grp voided	437.00	-197.1	-86,132.70
Nov 2004 grp voided	687.00		135,407.70
NOV 2004 GRP	437.00	184.7	80,713.90
NOV 2004 GRP	687.00		-126,888.90
Adjustment Subtotal		-12.4	3,100.00
SD-GRP1 Total		-12.4	3,100.00

Agency Name	Invoice No.	Rev.	Bill Period	Page No.	Mailed On	Due On
San Diego County Water Authority	4876	0	December 2004	9 of 11	01-10-05	02-28-05

Meter No SD-RCL1

Reclaimed	Constant	Previous Reading	Current Reading	Volume (Cu. Ft.)	Rate Desc.
Reclaimed		N/A	N/A	N/A	Unbundled

--- ADJUSTMENT ---			Rate Per AF	Volume AF	Amount
Dec 2004 lrp contribution			250.00	15.9	-3,975.00
Adjustment Subtotal				15.9	-3,975.00
SD-RCL1 Total				15.9	-3,975.00

Meter No SD-RCL10

Reclaimed	Constant	Previous Reading	Current Reading	Volume (Cu. Ft.)	Rate Desc.
No Address 1		N/A	N/A	N/A	Unbundled

--- ADJUSTMENT ---			Rate Per AF	Volume AF	Amount
Nov 2004 contribution			200.00	122.2	-24,440.00
Adjustment Subtotal				122.2	-24,440.00
SD-RCL10 Total				122.2	-24,440.00

Meter No SD-RCL11

Reclaimed	Constant	Previous Reading	Current Reading	Volume (Cu. Ft.)	Rate Desc.
Reclaimed		N/A	N/A	N/A	Unbundled

--- ADJUSTMENT ---			Rate Per AF	Volume AF	Amount
Nov 2004 contribution voided			250.00	-23.6	5,900.00
Nov 2004 contribution			250.00	9.7	-2,425.00
Dec 2004 contribution			250.00	2.9	-725.00
Adjustment Subtotal				-11.0	2,750.00
SD-RCL11 Total				-11.0	2,750.00

Meter No SD-RCL12

Reclaimed	Constant	Previous Reading	Current Reading	Volume (Cu. Ft.)	Rate Desc.
Reclaimed		N/A	N/A	N/A	Unbundled

--- ADJUSTMENT ---			Rate Per AF	Volume AF	Amount
Nov 2004 lrp contribution			250.00	55.0	-13,750.00
Adjustment Subtotal				55.0	-13,750.00
SD-RCL12 Total				55.0	-13,750.00

Meter No SD-RCL13

Reclaimed	Constant	Previous Reading	Current Reading	Volume (Cu. Ft.)	Rate Desc.
Reclaimed		N/A	N/A	N/A	Unbundled

--- ADJUSTMENT ---			Rate Per AF	Volume AF	Amount
Nov 2004 contribution			250.00	40.9	-10,225.00
Dec 2004 contribution			250.00	38.1	-9,525.00
Adjustment Subtotal				79.0	-19,750.00
SD-RCL13 Total				79.0	-19,750.00

Agency Name	Invoice No.	Rev.	Bill Period	Page No.	Mailed On	Due On
San Diego County Water Authority	4876	0	December 2004	10 of 11	01-10-05	02-28-05

Meter No SD-RCL14

Reclaimed	Constant	Previous Reading	Current Reading	Volume (Cu. Ft.)	Rate Desc.
Reclaimed		N/A	N/A	N/A	Unbundled

--- ADJUSTMENT ---

	Rate Per AF	Volume AF	Amount
Oct 2004 contribution	234.00	6.3	-1,474.20
Nov 2004 contribution	234.00	1.4	-327.60
Dec 2004 contribution	234.00	1.8	-421.20
Adjustment Subtotal		9.5	-2,223.00
SD-RCL14 Total		9.5	-2,223.00

Meter No SD-RCL15

Reclaimed	Constant	Previous Reading	Current Reading	Volume (Cu. Ft.)	Rate Desc.
Reclaimed		N/A	N/A	N/A	Unbundled

--- ADJUSTMENT ---

	Rate Per AF	Volume AF	Amount
Dec 2004 contribution	150.00	21.7	-3,255.00
Adjustment Subtotal		21.7	-3,255.00
SD-RCL15 Total		21.7	-3,255.00

Meter No SD-RCL6

Reclaimed	Constant	Previous Reading	Current Reading	Volume (Cu. Ft.)	Rate Desc.
Reclaimed		N/A	N/A	N/A	Unbundled

--- ADJUSTMENT ---

	Rate Per AF	Volume AF	Amount
Nov 2004 lrp contribution	250.00	112.9	-28,225.00
Adjustment Subtotal		112.9	-28,225.00
SD-RCL6 Total		112.9	-28,225.00

Meter No SD-RCL8

Reclaimed	Constant	Previous Reading	Current Reading	Volume (Cu. Ft.)	Rate Desc.
Reclaimed		N/A	N/A	N/A	Unbundled

--- ADJUSTMENT ---

	Rate Per AF	Volume AF	Amount
Nov 2004 lrp contribution	200.00	35.0	-7,000.00
Adjustment Subtotal		35.0	-7,000.00
SD-RCL8 Total		35.0	-7,000.00

Meter No SD-RCL9

Reclaimed	Constant	Previous Reading	Current Reading	Volume (Cu. Ft.)	Rate Desc.
Reclaimed		N/A	N/A	N/A	Unbundled

--- ADJUSTMENT ---

	Rate Per AF	Volume AF	Amount
NOV 2004 LPPRE	113.00	5.1	576.30
NOV 2004 LPPRE	267.00		-1,361.70
DEC 2004 LPPRE	113.00	6.5	734.50
DEC 2004 LPPRE	267.00		-1,735.50
Adjustment Subtotal		11.6	-1,786.40

Agency Name	Invoice No.	Rev.	Bill Period	Page No.	Mailed On	Due On
San Diego County Water Authority	4876	0	December 2004	11 of 11	01-10-05	02-28-05

SD-RCL9 Total 11.6 -1,786.40

Meter No. SDTJ-01A

Treated Domestic	Constant	Previous Reading	Current Reading	Volume (Cu. Ft.)	Rate Desc.
San Diego-Tijuana	133.68	102724	102724	0	Unbundled

--- DELIVERIES ---

	Rate Per AF	Volume AF	Amount
Delivery Subtotal		0.0	0.00
SDTJ-01A Total		0.0	0.00

--- OTHER CHARGES AND CREDITS ---

	Amount
Conservation Ag.# 55708	-161,480.00
Tier 2 Surcharge for current year	3,108,715.20
Tier 2 Surcharge adjustment for prior year 2003	90,331.20

VOLUME TOTAL	INVOICE TOTAL
41,415.1	\$17,621,493.10

This invoice was printed on 1/7/2005 at 5:58:19AM

**MWD**

METROPOLITAN WATER DISTRICT OF SOUTHERN CALIFORNIA

700 North Alameda Street

Los Angeles, CA, 90012-2944

INVOICE**Billed To:**

San Diego County Water Authority

**Service Address**4677 Overland Avenue
San Diego, Ca. 92123-1233

January 2005	Page No. 1 of 2
Mailed: 02/10/2005	Due Date: 03/30/2005
Invoice Number: 4904	Revision: 0

NOTICE

The MWD Administrative Code Section 4507 and 4508 require that payment must be made in "Good Funds" by the due date or the payment will be considered delinquent and an additional charge shall be assessed.

DELIVERIES

	Volume (AF)
Total Water Treated Delivered	10,268.3
Total Water Untreated Delivered	24,922.3

SALES

	Type	Volume (AF)	Rate (\$ /AF)	Total (\$)
Full Service	Tier 1 Supply Rate	25,880.4	\$73.00	\$1,889,269.20
	System Access Rate	25,880.4	\$152.00	\$3,933,820.80
	Water Stewardship Rate	25,880.4	\$25.00	\$647,010.00
	System Power Rate	25,880.4	\$81.00	\$2,096,312.40
	Treatment Surcharge	10,268.3	\$112.00	\$1,150,049.60
Adjust Full Service Prior Rates				
Certification(s) for 200401 to 200412 for Domestic	Treated	-2,760.0	\$418.00	(\$1,153,680.00)
	Untreated	-2,301.7	\$326.00	(\$750,354.20)
IAWP	Treated	2,724.8		\$828,339.20
	Untreated	312.7		\$73,797.20
SUBTOTAL				\$8,714,564.20

WATER MANAGEMENT

	Volume (AF)	Total (\$)
Local Resource Programs	881.1	(\$196,462.00)
SUBTOTAL		(\$196,462.00)

EXCHANGES, WHEELING, AND OTHER DELIVERIES

	Volume (AF)	Total (\$)
Tijuana Emergency Deliveries and Losses	36.5	\$10,402.50
IID San Diego Exchange UnTreated	2,500.0	\$645,000.00
		\$655,402.50

OTHER CHARGES AND CREDITS

	Volume (AF)	Rate (\$ /AF)	Total (\$)
Conservation Credit			(\$481,880.00)
Tier 2 Surcharge for 2004	5,061.7	\$81.00	(\$409,997.70)
Miscellaneous Debit/Credit (See Detail)			\$4,136.55
SUBTOTAL			(\$887,741.15)

ADDITIONAL INFORMATION

	Volume (AF)	Tier1 %	Peak Day	Flow (CFS)
Purchase Order Commitment (Jan 2003 to Dec 2012)	3,342,570.6			
Purchase Order Firm Delivery To Date (Jan 2003 to Dec 2012)	1,082,493.8			
Tier 1 Annual Limit (For Current Year)	501,385.6			
Tier 1 YTD Deliveries (For Current Year)	25,880.4	5.0		
Tier 1 Current Month Deliveries	25,880.4			
Capacity Charge			5/29/2002	1,296.0
Annual Peak Flow			1/4/2005	692.3

MWD2010-00274765

Agency Name	Invoice No.	Rev.	Bill Period	Page No.	Mailed On	Due On
San Diego County Water Authority	4904	0	January 2005	2 of 2	02-10-05	03-30-05

INVOICE TOTAL

Volume AF
24,773.8

Amount Now Due
\$8,285,763.55

Note: Amount Due is based on highlighted fields.



MWD
 METROPOLITAN WATER DISTRICT OF SOUTHERN CALIFORNIA
 700 North Alameda Street
 Los Angeles, CA, 90012-2944

INVOICE DETAIL

NOTICE

The MWD Administrative Code Section 4507 and 4508 require that payment must be made in "Good Funds" by the due date or the payment will be considered delinquent and an additional charge shall be assessed.

IN ACCORDANCE WITH READINGS AND BILLING DATA LISTED BELOW

Agency Name	Invoice No.	Rev.	Bill Period	Page No.	Mailed On	Due On
San Diego County Water Authority	4904	0	January 2005	1 of 8	02-10-05	03-30-05

Meter No SD-01A

Treated Domestic	Constant	Previous Reading	Current Reading	Volume (Cu. Ft.)	Rate Desc.
Rainbow Cyn. Rd. e/o Frontage Rd.	1,000	16416091	16472984	56893000	Unbundled

--- DELIVERIES ---

	Rate Per AF	Volume AF	Amount
Tier 1 Supply Rate	73.00	1,306.1	95,345.30
System Access Rate	152.00	1,306.1	198,527.20
Water Stewardship Rate	25.00	1,306.1	32,652.50
System Power Rate	81.00	1,306.1	105,794.10
Treatment Surcharge	112.00	1,306.1	146,283.20
Delivery Subtotal		1,306.1	578,602.30
SD-01A Total		1,306.1	578,602.30

Meter No SD-01B

Treated Domestic	Constant	Previous Reading	Current Reading	Volume (Cu. Ft.)	Rate Desc.
Rainbow Cyn. Rd. e/o Frontage Rd.	1,000	16001952	16053001	51049000	Unbundled

--- DELIVERIES ---

	Rate Per AF	Volume AF	Amount
Tier 1 Supply Rate	73.00	1,171.9	85,548.70
System Access Rate	152.00	1,171.9	178,128.80
Water Stewardship Rate	25.00	1,171.9	29,297.50
System Power Rate	81.00	1,171.9	94,923.90
Treatment Surcharge	112.00	1,171.9	131,252.80
Delivery Subtotal		1,171.9	519,151.70
SD-01B Total		1,171.9	519,151.70

Meter No SD-02

Treated Domestic	Constant	Previous Reading	Current Reading	Volume (Cu. Ft.)	Rate Desc.
w/o Rainbow Glen Rd.	100	14566656	14603384	1672800	Unbundled

--- DELIVERIES ---

	Rate Per AF	Volume AF	Amount
Tier 1 Supply Rate	73.00	38.4	2,803.20
System Access Rate	152.00	38.4	5,836.80
Water Stewardship Rate	25.00	38.4	960.00
System Power Rate	81.00	38.4	3,110.40
Treatment Surcharge	112.00	38.4	4,300.80
Jan 2005, meter under 10% flow Tier 1 supply rate	73.00	0.2	14.60
Jan 2005, meter under 10% flow System access rate	152.00	0.2	30.40
Jan 2005, meter under 10% flow Water stewardship rate	25.00	0.2	5.00
Jan 2005, meter under 10% flow System power rate	81.00	0.2	16.20

Agency Name	Invoice No.	Rev.	Bill Period	Page No.	Mailed On	Due On
San Diego County Water Authority	4904	0	January 2005	2 of 8	02-10-05	03-30-05

--- DELIVERIES ---

	Rate Per AF	Volume AF	Amount
Jan 2005, meter under 10% flow Treatment surcharge	112.00	0.2	22.40
Delivery Subtotal		38.6	17,099.80
SD-02 Total		38.6	17,099.80

Meter No SD-03

Untreated Domestic	Constant	Previous Reading	Current Reading	Volume (Cu. Ft.)	Rate Desc.
Rainbow Cyn. Rd. e/o Frontage Rd.	1.000	48297168	48643992	346824000	Unbundled

--- DELIVERIES ---

	Rate Per AF	Volume AF	Amount
Tier 1 Supply Rate	73.00	7,962.0	581,226.00
System Access Rate	152.00	7,962.0	1,210,224.00
Water Stewardship Rate	25.00	7,962.0	199,050.00
System Power Rate	81.00	7,962.0	644,922.00
Delivery Subtotal		7,962.0	2,635,422.00

--- ADJUSTMENT ---

	Rate Per AF	Volume AF	Amount
Nov 2004 adj full service to agr voided	326.00	80.7	26,308.20
Nov 2004 adj full service to agr voided (Olivenhain)	236.00	-80.7	-19,045.20
Adjustment Subtotal		0.0	7,263.00
SD-03 Total		7,962.0	2,642,685.00

Meter No SD-05

Treated Domestic	Constant	Previous Reading	Current Reading	Volume (Cu. Ft.)	Rate Desc.
s/o Reche Rd. w/o Wilt Rd.	100	3680451	3683244	279300	Unbundled

--- DELIVERIES ---

	Rate Per AF	Volume AF	Amount
Tier 1 Supply Rate	73.00	6.4	467.20
System Access Rate	152.00	6.4	972.80
Water Stewardship Rate	25.00	6.4	160.00
System Power Rate	81.00	6.4	518.40
Treatment Surcharge	112.00	6.4	716.80
Delivery Subtotal		6.4	2,835.20
SD-05 Total		6.4	2,835.20

Meter No SD-07

Treated Domestic	Constant	Previous Reading	Current Reading	Volume (Cu. Ft.)	Rate Desc.
e/o Wilt Rd. n/o Dos Ninos Ave.	1.000	85661120	85980704	319584000	Unbundled

--- DELIVERIES ---

	Rate Per AF	Volume AF	Amount
Tier 1 Supply Rate	73.00	7,336.6	535,571.80
System Access Rate	152.00	7,336.6	1,115,163.20
Water Stewardship Rate	25.00	7,336.6	183,415.00
System Power Rate	81.00	7,336.6	594,264.60
Treatment Surcharge	112.00	7,336.6	821,699.20
Delivery Subtotal		7,336.6	3,250,113.80

--- ADJUSTMENT ---

	Rate Per AF	Volume AF	Amount
Jul 2004 adj full service to agr voided	418.00	35.4	14,797.20
Jul 2004 adj full service to agr voided (Olivenhain)	304.00	-35.4	-10,761.80
Jul 2004 adj full service to agr	418.00	-37.7	-15,758.80
Jul 2004 adj full service to agr (Olivenhain)	304.00	37.7	11,460.80

Agency Name	Invoice No.	Rev	Bill Period	Page No.	Mailed On	Due On
San Diego County Water Authority	4904	0	January 2005	3 of 8	02-10-05	03-30-05

--- ADJUSTMENT ---

	Rate Per AF	Volume AF	Amount
Aug 2004 adj full service to agr voided	418.00	34.2	14,295.60
Aug 2004 adj full service to agr voided (Olivenhain)	304.00	-34.2	-10,396.80
Aug 2004 adj full service to agr	418.00	-44.3	-18,517.40
Aug 2004 adj full service to agr (Olivenhain)	304.00	44.3	13,467.20
Sep 2004 adj full service to agr voided	418.00	29.4	12,289.20
Sep 2004 adj full service to agr voided (Olivenhain)	304.00	-29.4	-8,937.60
Sep 2004 adj full service to agr	418.00	-44.2	-18,475.60
Sep 2004 adj full service to agr (Olivenhain)	304.00	44.2	13,436.80
Oct 2004 adj full service to agr	418.00	-22.2	-9,279.60
Oct 2004 adj full service to agr (Olivenhain)	304.00	22.2	6,748.80
Nov 2004 adj full service to agr	418.00	-20.8	-8,694.40
Nov 2004 adj full service to agr (Olivenhain)	304.00	20.8	6,323.20
Nov 2004 adj full service to agr	418.00	-18.7	-7,816.60
Nov 2004 adj full service to agr (Rincon)	304.00	18.7	5,684.80
Nov 2004 adj from full service to tijuana delivery	418.00	-35.2	-14,713.60
Nov 2004 adj full service to agr	418.00	-2.1	-877.80
Nov 2004 adj full service to agr (Padre Dam)	304.00	2.1	638.40
Dec 2004 adj full service to agr	418.00	-43.9	-18,350.20
Dec 2004 adj full service to agr (Carlsbad Municipal)	304.00	43.9	13,345.60
Dec 2004 adj full service to agr	418.00	-244.0	-101,992.00
Dec 2004 adj full service to agr (Fallbrook)	304.00	244.0	74,176.00
Dec 2004 adj full service to agr	418.00	-36.0	-15,048.00
Dec 2004 adj full service to agr (Oceanside)	304.00	36.0	10,944.00
Dec 2004 adj full service to agr	418.00	-7.8	-3,260.40
Dec 2004 adj full service to agr (Olivenhain)	304.00	7.8	2,371.20
Dec 2004 adj full service to agr	418.00	-728.4	-304,471.20
Dec 2004 adj full service to agr (Rainbow)	304.00	728.4	221,433.60
Dec 2004 adj full service to agr	418.00	-21.1	-8,819.80
Dec 2004 adj full service to agr (Rincon)	304.00	21.1	6,414.40
Dec 2004 adj full service to agr	418.00	-0.6	-250.80
Dec 2004 adj full service to agr (City of San Diego)	304.00	0.6	182.40
Dec 2004 adj full service to agr	418.00	-0.3	-125.40
Dec 2004 adj full service to agr (Santa Fe Irrigation)	304.00	0.3	91.20
Dec 2004 adj full service to agr	418.00	-74.7	-31,224.60
Dec 2004 adj full service to agr (Vallecitos)	304.00	74.7	22,708.80
Dec 2004 adj full service to agr	418.00	-98.2	-41,047.60
Dec 2004 adj full service to agr (Yuima)	304.00	98.2	29,852.80
Dec 2004 adj full service to agr	418.00	-2.4	-1,003.20
Dec 2004 adj full service to agr (Otay)	304.00	2.4	729.60
Dec 2004 adj full service to agr	418.00	-24.2	-10,115.60
Dec 2004 adj full service to agr (Padre Dam)	304.00	24.2	7,356.80
Dec 2004 adj full service to agr	418.00	-64.1	-26,793.80
Dec 2004 adj full service to agr (Ramona)	304.00	64.1	19,486.40
Dec 2004 adj full service to agr	418.00	-8.7	-3,636.60
Dec 2004 adj full service to agr (Vista)	304.00	8.7	2,644.80
Dec 2004 adj full service to agr	418.00	-1,279.4	-534,789.20
Dec 2004 adj full service to agr (Valley Center)	304.00	1,279.4	388,937.60
Adjustment Subtotal		-35.2	-325,340.80
SD-07 Total		7,301.4	2,924,773.00

Meter No SD-08

Treated Domestic	Constant	Previous Reading	Current Reading	Volume (Cu. Ft.)	Rate Desc
n/o Red Mtn. n/o Mission Rd.	100	24433308	24575626	14231800	Unbundled

--- DELIVERIES ---

	Rate Per AF	Volume AF	Amount
Tier 1 Supply Rate	73.00	326.7	23,849.10
System Access Rate	152.00	326.7	49,658.40
Water Stewardship Rate	25.00	326.7	8,167.50
System Power Rate	81.00	326.7	26,462.70
Treatment Surcharge	112.00	326.7	36,590.40

Agency Name	Invoice No.	Rev	Bill Period	Page No.	Mailed On	Due On
San Diego County Water Authority	4904	0	January 2005	4 of 8	02-10-05	03-30-05

Delivery Subtotal	326.7	144,728.10
SD-08 Total	326.7	144,728.10

Meter No SD-09

Treated Domestic	Constant	Previous Reading	Current Reading	Volume (Cu. Ft.)	Rate Desc
w/o Rainbow Glen Rd. n/o Red Mtn.	100	5899034	5934755	3572100	Unbundled

--- DELIVERIES ---

	Rate Per AF	Volume AF	Amount
Tier 1 Supply Rate	73.00	82.0	5,986.00
System Access Rate	152.00	82.0	12,464.00
Water Stewardship Rate	25.00	82.0	2,050.00
System Power Rate	81.00	82.0	6,642.00
Treatment Surcharge	112.00	82.0	9,184.00
Delivery Subtotal	82.0	82.0	36,326.00
SD-09 Total	82.0	82.0	36,326.00

Meter No SD-11

Untreated Domestic	Constant	Previous Reading	Current Reading	Volume (Cu. Ft.)	Rate Desc
e/o Wilt Rd. n/o Dos Ninos Ave.	10,000	10100683	10174562	738790000	Unbundled

--- DELIVERIES ---

	Rate Per AF	Volume AF	Amount
Tier 1 Supply Rate	73.00	16,960.3	1,238,101.90
System Access Rate	152.00	16,960.3	2,577,965.60
Water Stewardship Rate	25.00	16,960.3	424,007.50
System Power Rate	81.00	16,960.3	1,373,784.30
Delivery Subtotal	16,960.3	16,960.3	5,613,859.30

--- ADJUSTMENT ---

	Rate Per AF	Volume AF	Amount
Jul 2004 adj full service to agr voided	326.00	167.1	54,474.60
Jul 2004 adj full service to agr voided (Olivenhain)	236.00	-167.1	-39,435.60
Jul 2004 adj full service to agr	326.00	-164.8	-53,724.80
Jul 2004 adj full service to agr (Olivenhain)	236.00	164.8	38,892.80
Aug 2004 adj full service to agr voided	326.00	195.4	63,700.40
Aug 2004 adj full service to agr voided (Olivenhain)	236.00	-195.4	-46,114.40
Aug 2004 adj full service to agr	326.00	-185.3	-60,407.80
Aug 2004 adj full service to agr (Olivenhain)	236.00	185.3	43,730.80
Sep 2004 adj full service to agr voided	326.00	173.3	56,495.80
Sep 2004 adj full service to agr voided (Olivenhain)	236.00	-173.3	-40,898.80
Sep 2004 adj full service to agr	326.00	-158.5	-51,671.00
Sep 2004 adj full service to agr (Olivenhain)	236.00	158.5	37,406.00
Oct 2004 adj full service to agr voided	326.00	143.0	46,618.00
Oct 2004 adj full service to agr voided (Olivenhain)	236.00	-143.0	-33,748.00
Oct 2004 adj full service to agr	326.00	-120.8	-39,380.80
Oct 2004 adj full service to agr (Olivenhain)	236.00	120.8	28,508.80
Oct 2004 adj full service to surface storage - Direct - (San Diego CWA) VOIDED	326.00	8,870.9	2,891,913.40
Oct 2004 adj full service to surface storage - In-Lieu - (San Diego CWA) VOIDED	326.00	1,772.0	577,672.00
Oct 2004 adj full service to surface storage - Direct - (San Diego CWA)	326.00	-8,847.0	-2,884,122.00
Oct 2004 adj full service to surface storage - In-Lieu - (San Diego CWA)	326.00	-2,446.0	-797,396.00
Nov 2004 adj full service to agr	326.00	-59.9	-19,527.40
Nov 2004 adj full service to agr (Olivenhain)	236.00	59.9	14,136.40
Nov 2004 adj full service to agr	326.00	-17.3	-5,639.80
Nov 2004 adj full service to agr (Poway)	236.00	17.3	4,082.80
Nov 2004 adj full service to surface storage - Direct - (San Diego CWA) VOIDED	326.00	5,318.4	1,733,798.40
Nov 2004 adj full service to surface storage - Direct - (San Diego CWA)	326.00	-5,041.3	-1,643,463.80
Dec 2004 adj full service to agr	326.00	-46.6	-15,191.60
Dec 2004 adj full service to agr (Oceanside)	236.00	46.6	10,997.60
Dec 2004 adj full service to agr	326.00	-33.9	-11,051.40
Dec 2004 adj full service to agr (Olivenhain)	236.00	33.9	8,000.40

Agency Name	Invoice No.	Rev	Bill Period	Page No.	Mailed On	Due On
San Diego County Water Authority	4904	0	January 2005	5 of 8	02-10-05	03-30-05

--- ADJUSTMENT ---

	Rate Per AF	Volume AF	Amount
Dec 2004 adj full service to agr	326.00	-11.4	-3,716.40
Dec 2004 adj full service to agr (City of San Diego)	236.00	11.4	2,690.40
Dec 2004 adj full service to agr	326.00	-6.0	-1,956.00
Dec 2004 adj full service to agr (Santa Fe Irrigation)	236.00	6.0	1,416.00
Dec 2004 adj full service to agr	326.00	-153.5	-50,041.00
Dec 2004 adj full service to agr (Escondido)	236.00	153.5	36,226.00
Dec 2004 adj full service to agr	326.00	-104.9	-34,197.40
Dec 2004 adj full service to agr (Ramona)	236.00	104.9	24,756.40
Dec 2004 adj full service to agr	326.00	-9.3	-3,031.80
Dec 2004 adj full service to agr (Vista)	236.00	9.3	2,194.80
Dec 2004 adj full service to surface storage - Direct - (San Diego CWA) VOIDED	326.00	6,860.0	2,236,360.00
Dec 2004 adj full service to surface storage - Direct - (San Diego CWA) VOIDED	326.00	1,498.0	488,348.00
Dec 2004 adj full service to surface storage - Direct - (San Diego CWA)	326.00	-8,476.0	-2,763,176.00
Dec 2004 adj full service to surface storage - In-Lieu - (San Diego CWA)	326.00	-1,498.0	-488,348.00
Jan 2005 adj from full service to exch	331.00	-2,500.0	-827,500.00
Jan 2005 adj from full service to exch (San Diego CWA)	258.00		645,000.00
Jan 2005 adj full service to surface storage - Direct - (San Diego CWA)	331.00	-6,810.2	-2,254,176.20
Adjustment Subtotal		-11,299.2	-3,120,496.20
SD-11 Total		5,661.1	2,493,363.10

Meter No SD-DS1

Desalted	Constant	Previous Reading	Current Reading	Volume (Cu. Ft.)	Rate Desc.
Desalted		N/A	N/A	N/A	Unbundled

--- ADJUSTMENT ---

	Rate Per AF	Volume AF	Amount
Jan 2005 Ippds contribution	170.00	220.8	-37,536.00
Adjustment Subtotal		220.8	-37,536.00
SD-DS1 Total		220.8	-37,536.00

Meter No SD-GRP1

Recovered	Constant	Previous Reading	Current Reading	Volume (Cu. Ft.)	Rate Desc.
Recovered Greenbelt		N/A	N/A	N/A	Unbundled

--- ADJUSTMENT ---

	Rate Per AF	Volume AF	Amount
DEC 2004 GRP	437.00	232.3	101,515.10
DEC 2004 GRP	687.00		-159,590.10
JAN 2005 GRP	465.00	235.5	109,507.50
JAN 2005 GRP	715.00		-168,382.50
Adjustment Subtotal		467.8	-116,950.00
SD-GRP1 Total		467.8	-116,950.00

Meter No SD-RCL1

Reclaimed	Constant	Previous Reading	Current Reading	Volume (Cu. Ft.)	Rate Desc.
Reclaimed		N/A	N/A	N/A	Unbundled

--- ADJUSTMENT ---

	Rate Per AF	Volume AF	Amount
Jan 2005 Iip contribution	250.00	13.3	-3,325.00
Adjustment Subtotal		13.3	-3,325.00
SD-RCL1 Total		13.3	-3,325.00

Agency Name	Invoice No.	Rev.	Bill Period	Page No.	Mailed On	Due On
San Diego County Water Authority	4904	0	January 2005	6 of 8	02-10-05	03-30-05

Meter No SD-RCL10

Reclaimed	Constant	Previous Reading	Current Reading	Volume (Cu. Ft.)	Rate Desc.
No Address 1		N/A	N/A	N/A	Unbundled

--- ADJUSTMENT ---

	Rate Per AF	Volume AF	Amount
Dec 2004 contribution	200.00	5.0	-1,000.00
Adjustment Subtotal		5.0	-1,000.00
SD-RCL10 Total		5.0	-1,000.00

Meter No SD-RCL11

Reclaimed	Constant	Previous Reading	Current Reading	Volume (Cu. Ft.)	Rate Desc.
Reclaimed		N/A	N/A	N/A	Unbundled

--- ADJUSTMENT ---

	Rate Per AF	Volume AF	Amount
Jan 2005 contribution	250.00	2.1	-525.00
Adjustment Subtotal		2.1	-525.00
SD-RCL11 Total		2.1	-525.00

Meter No SD-RCL12

Reclaimed	Constant	Previous Reading	Current Reading	Volume (Cu. Ft.)	Rate Desc.
Reclaimed		N/A	N/A	N/A	Unbundled

--- ADJUSTMENT ---

	Rate Per AF	Volume AF	Amount
Dec 2004 lrp contribution	250.00	21.3	-5,325.00
Adjustment Subtotal		21.3	-5,325.00
SD-RCL12 Total		21.3	-5,325.00

Meter No SD-RCL13

Reclaimed	Constant	Previous Reading	Current Reading	Volume (Cu. Ft.)	Rate Desc.
Reclaimed		N/A	N/A	N/A	Unbundled

--- ADJUSTMENT ---

	Rate Per AF	Volume AF	Amount
Jan 2005 contribution	250.00	16.2	-4,050.00
Adjustment Subtotal		16.2	-4,050.00
SD-RCL13 Total		16.2	-4,050.00

Meter No SD-RCL14

Reclaimed	Constant	Previous Reading	Current Reading	Volume (Cu. Ft.)	Rate Desc.
Reclaimed		N/A	N/A	N/A	Unbundled

--- ADJUSTMENT ---

	Rate Per AF	Volume AF	Amount
Jan 2005 contribution	234.00	1.5	-351.00
Adjustment Subtotal		1.5	-351.00
SD-RCL14 Total		1.5	-351.00

Agency Name	Invoice No.	Rev.	Bill Period	Page No.	Mailed On	Due On
San Diego County Water Authority	4904	0	January 2005	7 of 8	02-10-05	03-30-05

Meter No SD-RCL15

Reclaimed	Constant	Previous Reading	Current Reading	Volume (Cu. Ft.)	Rate Desc.
Reclaimed		N/A	N/A	N/A	Unbundled

--- ADJUSTMENT ---			Rate Per AF	Volume AF	Amount
Jan 2005 contribution			150.00	25.9	-3,885.00
Adjustment Subtotal				25.9	-3,885.00
SD-RCL15 Total				25.9	-3,885.00

Meter No SD-RCL6

Reclaimed	Constant	Previous Reading	Current Reading	Volume (Cu. Ft.)	Rate Desc.
Reclaimed		N/A	N/A	N/A	Unbundled

--- ADJUSTMENT ---			Rate Per AF	Volume AF	Amount
Dec 2004 lrp contribution			250.00	41.5	-10,375.00
Adjustment Subtotal				41.5	-10,375.00
SD-RCL6 Total				41.5	-10,375.00

Meter No SD-RCL8

Reclaimed	Constant	Previous Reading	Current Reading	Volume (Cu. Ft.)	Rate Desc.
Reclaimed		N/A	N/A	N/A	Unbundled

--- ADJUSTMENT ---			Rate Per AF	Volume AF	Amount
Dec 2004 lrp contribution			200.00	65.7	-13,140.00
Adjustment Subtotal				65.7	-13,140.00
SD-RCL8 Total				65.7	-13,140.00

Meter No SDTJ-01A

Treated Domestic	Constant	Previous Reading	Current Reading	Volume (Cu. Ft.)	Rate Desc.
San Diego-Tijuana	133.68	113757	113757	0	Unbundled

--- DELIVERIES ---			Rate Per AF	Volume AF	Amount
System Access Rate	METER CORRECTION NOV 2004		163.00	33.9	5,525.70
Water Stewardship Rate	METER CORRECTION NOV 2004		30.00	33.9	1,017.00
Treatment Surcharge	METER CORRECTION NOV 2004		92.00	33.9	3,118.80
Variable Power Rate	METER CORRECTION NOV 2004			33.9	0.00
Delivery Subtotal				33.9	9,661.50

--- ADJUSTMENT ---			Rate Per AF	Volume AF	Amount
OTAY Loss for Tijuana Delivery	(Otay)		285.00	1.0	285.00
SD Loss for Tijuana Delivery	(San Diego CWA)		285.00	0.3	85.50
MWD Loss for Tijuana Delivery			285.00	1.3	370.50
Adjustment Subtotal				2.6	741.00
SDTJ-01A Total				36.5	10,402.50

--- OTHER CHARGES AND CREDITS ---			Amount		
Conservation Ag.#	55708				-481,880.00
Tier 2 Surcharge adjustment for prior calendar year	2004				-409,997.70
Variable Power - Treated	33.9AF@\$113.33/AF 11/04 Tijuana Delivery.				3,841.89
Variable Power - Treated (Loss)	2.6AF@\$113.33/AF 11/04 Tijuana Delivery.				294.66

Agency Name	Invoice No.	Rev.	Bill Period	Page No.	Mailed On	Due On
San Diego County Water Authority	4904	0	January 2005	8 of 8	02-10-05	03-30-05

VOLUME TOTAL	INVOICE TOTAL
24,773.8	\$8,285,763.55

This invoice was printed on 2/8/2005 at 12:15:44PM



MWD
 METROPOLITAN WATER DISTRICT OF SOUTHERN CALIFORNIA
 700 North Alameda Street
 Los Angeles, CA, 90012-2944

INVOICE

Billed To:
 San Diego County Water Authority



Service Address
 4677 Overland Avenue
 San Diego, Ca. 92123-1233

February 2005	Page No. 1 of 2
Mailed: 03/10/2005	Due Date: 04/29/2005
Invoice Number: 4932	Revision: 0

NOTICE

The MWD Administrative Code Section 4507 and 4508 require that payment must be made in "Good Funds" by the due date or the payment will be considered delinquent and an additional charge shall be assessed.

DELIVERIES	Volume (AF)
Total Water Treated Delivered	9,072.8
Total Water Untreated Delivered	16,218.9

SALES	Type	Volume (AF)	Rate (\$ /AF)	Total (\$)
Full Service	Tier 1 Supply Rate	18,205.5	\$73.00	\$1,329,001.50
	System Access Rate	18,205.5	\$152.00	\$2,767,236.00
	Water Stewardship Rate	18,205.5	\$25.00	\$455,137.50
	System Power Rate	18,205.5	\$81.00	\$1,474,645.50
	Treatment Surcharge	8,236.5	\$112.00	\$922,488.00
Adjust Full Service Prior Rates				
Certification(s) for 200401 to 200412 for Domestic	Treated	813.5	\$418.00	\$340,043.00
	Untreated	267.5	\$326.00	\$87,205.00
IAWP	Treated	836.3		\$275,142.70
	Untreated	90.4		\$21,683.90
SUBTOTAL				\$7,672,583.10

WATER MANAGEMENT	Volume (AF)	Total (\$)
Local Resource Programs	611.3	(\$131,817.80)
SUBTOTAL		(\$131,817.80)

EXCHANGES, WHEELING, AND OTHER DELIVERIES	Volume (AF)	Total (\$)
IID San Diego Exchange UnTreated	2,500.0	\$645,000.00
		\$645,000.00

OTHER CHARGES AND CREDITS	Volume (AF)	Rate (\$ /AF)	Total (\$)
Conservation Credit			(\$198,160.00)
Tier 2 Surcharge for 2004	1,081.0	\$81.00	\$87,561.00
SUBTOTAL			(\$110,599.00)

ADDITIONAL INFORMATION	Volume (AF)	Tier1 %	Peak Day	Flow (CFS)
Purchase Order Commitment (Jan 2003 to Dec 2012)	3,342,570.6			
Purchase Order Firm Delivery To Date (Jan 2003 to Dec 2012)	1,101,780.3			
Tier 1 Annual Limit (For Current Year)	501,385.6			
Tier 1 YTD Deliveries (For Current Year)	44,084.6	9.0		
Tier 1 Current Month Deliveries	18,205.5			
Capacity Charge			5/29/2002	1,296.0
Annual Peak Flow			2/5/2005	692.9

Agency Name	Invoice No.	Rev.	Bill Period	Page No.	Mailed On	Due On
San Diego County Water Authority	4932	0	February 2005	2 of 2	03-10-05	04-29-05

INVOICE TOTAL

Volume AF
20,824.5

Amount Now Due
\$8,075,166.30

Note: Amount Due is based on highlighted fields



MWD
 METROPOLITAN WATER DISTRICT OF SOUTHERN CALIFORNIA
 700 North Alameda Street
 Los Angeles, CA, 90012-2944

INVOICE DETAIL

NOTICE

The MWD Administrative Code Section 4507 and 4508 require that payment must be made in "Good Funds" by the due date or the payment will be considered delinquent and an additional charge shall be assessed.

IN ACCORDANCE WITH READINGS AND BILLING DATA LISTED BELOW

Agency Name	Invoice No.	Rev.	Bill Period	Page No.	Mailed On	Due On
San Diego County Water Authority	4932	0	February 2005	1 of 7	03-10-05	04-29-05

Meter No CM-10

Treated	Constant	Previous Reading	Current Reading	Volume (Cu. Ft.)	Rate Desc.
Treated Domestic		0	0	0	Unbundled

---ADJUSTMENT---

	Rate Per AF	Volume AF	Amount
JAN 2004 - OC to SD Transfer.	418.00	68.1	28,465.80
FEB 2004 - OC to SD Transfer.	418.00	56.9	23,784.20
MAR 2004 - OC to SD Transfer.	418.00	85.6	35,780.80
APR 2004 - OC to SD Transfer.	418.00	72.0	30,096.00
MAY 2004 - OC to SD Transfer.	418.00	73.2	30,597.60
JUN 2004 - OC to SD Transfer.	418.00	76.6	32,018.80
JUL 2004 - OC to SD Transfer.	418.00	71.2	29,761.60
AUG 2004 - OC to SD Transfer.	418.00	56.1	23,449.80
SEP 2004 - OC to SD Transfer.	418.00	60.5	25,289.00
OCT 2004 - OC to SD Transfer.	418.00	48.4	20,231.20
NOV 2004 - OC to SD Transfer.	418.00	59.1	24,703.80
DEC 2004 - OC to SD Transfer.	418.00	85.8	35,864.40
Adjustment Subtotal		813.5	340,043.00
CM-10 Total		813.5	340,043.00

Meter No SD-01A

Treated Domestic	Constant	Previous Reading	Current Reading	Volume (Cu. Ft.)	Rate Desc.
Rainbow Cyn. Rd. e/o Frontage Rd.	1,000	16472984	16525381	52397000	Unbundled

--- DELIVERIES ---

	Rate Per AF	Volume AF	Amount
Tier 1 Supply Rate	73.00	1,202.9	87,811.70
System Access Rate	152.00	1,202.9	182,840.80
Water Stewardship Rate	25.00	1,202.9	30,072.50
System Power Rate	81.00	1,202.9	97,434.90
Treatment Surcharge	112.00	1,202.9	134,724.80
Delivery Subtotal		1,202.9	532,884.70
SD-01A Total		1,202.9	532,884.70

Meter No SD-01B

Treated Domestic	Constant	Previous Reading	Current Reading	Volume (Cu. Ft.)	Rate Desc.
Rainbow Cyn. Rd. e/o Frontage Rd.	1,000	16053001	16096800	43799000	Unbundled

--- DELIVERIES ---

	Rate Per AF	Volume AF	Amount
Tier 1 Supply Rate	73.00	1,005.5	73,401.50
System Access Rate	152.00	1,005.5	152,836.00

Agency Name	Invoice No.	Rev.	Bill Period	Page No.	Mailed On	Due On
San Diego County Water Authority	4932	0	February 2005	2 of 7	03-10-05	04-29-05

--- DELIVERIES ---

	Rate Per AF	Volume AF	Amount
Water Stewardship Rate	25.00	1,005.5	25,137.50
System Power Rate	81.00	1,005.5	81,445.50
Treatment Surcharge	112.00	1,005.5	112,616.00
Delivery Subtotal		1,005.5	445,436.50
SD-01B Total		1,005.5	445,436.50

Meter No SD-02

Treated Domestic	Constant	Previous Reading	Current Reading	Volume (Cu. Ft.)	Rate Desc.
w/o Rainbow Glen Rd.	100	14603384	14629519	2613500	Unbundled

--- DELIVERIES ---

	Rate Per AF	Volume AF	Amount
Tier 1 Supply Rate	73.00	60.0	4,380.00
System Access Rate	152.00	60.0	9,120.00
Water Stewardship Rate	25.00	60.0	1,500.00
System Power Rate	81.00	60.0	4,860.00
Treatment Surcharge	112.00	60.0	6,720.00
Feb 2005, meter under 10% flow Tier 1 supply rate	73.00	2.9	211.70
Feb 2005, meter under 10% flow System access rate	152.00	2.9	440.80
Feb 2005, meter under 10% flow Water stewardship rate	25.00	2.9	72.50
Feb 2005, meter under 10% flow System power rate	81.00	2.9	234.90
Feb 2005, meter under 10% flow Treatment surcharge	112.00	2.9	324.80
Delivery Subtotal		62.9	27,864.70
SD-02 Total		62.9	27,864.70

Meter No SD-03

Untreated Domestic	Constant	Previous Reading	Current Reading	Volume (Cu. Ft.)	Rate Desc.
Rainbow Cyn. Rd. e/o Frontage Rd.	1,000	48643992	48883328	239336000	Unbundled

--- DELIVERIES ---

	Rate Per AF	Volume AF	Amount
Tier 1 Supply Rate	73.00	5,494.4	401,091.20
System Access Rate	152.00	5,494.4	835,148.80
Water Stewardship Rate	25.00	5,494.4	137,360.00
System Power Rate	81.00	5,494.4	445,046.40
Delivery Subtotal		5,494.4	1,818,646.40
SD-03 Total		5,494.4	1,818,646.40

Meter No SD-05

Treated Domestic	Constant	Previous Reading	Current Reading	Volume (Cu. Ft.)	Rate Desc.
s/o Reche Rd. w/o Wilt Rd.	100	3683244	3712755	2951100	Unbundled

--- DELIVERIES ---

	Rate Per AF	Volume AF	Amount
Tier 1 Supply Rate	73.00	67.7	4,942.10
System Access Rate	152.00	67.7	10,290.40
Water Stewardship Rate	25.00	67.7	1,692.50
System Power Rate	81.00	67.7	5,483.70
Treatment Surcharge	112.00	67.7	7,582.40
Delivery Subtotal		67.7	29,991.10
SD-05 Total		67.7	29,991.10

Agency Name	Invoice No.	Rev.	Bill Period	Page No.	Mailed On	Due On
San Diego County Water Authority	4932	0	February 2005	3 of 7	03-10-05	04-29-05

Meter No SD-07

Treated Domestic	Constant	Previous Reading	Current Reading	Volume (Cu. Ft.)	Rate Desc.
e/o Wilt Rd. n/o Dos Ninos Ave.	1,000	85980704	86260984	280280000	Unbundled

--- DELIVERIES ---

	Rate Per AF	Volume AF	Amount
Tier 1 Supply Rate	73.00	6,434.3	469,703.90
System Access Rate	152.00	6,434.3	978,013.60
Water Stewardship Rate	25.00	6,434.3	160,857.50
System Power Rate	81.00	6,434.3	521,178.30
Treatment Surcharge	112.00	6,434.3	720,641.60
Delivery Subtotal		6,434.3	2,850,394.90

--- ADJUSTMENT ---

	Rate Per AF	Volume AF	Amount
Jan 2005 adj full service to agr	443.00	-153.0	-67,779.00
Jan 2005 adj full service to agr (Fallbrook)	329.00	153.0	50,337.00
Jan 2005 adj full service to agr	443.00	-8.8	-3,898.40
Jan 2005 adj full service to agr (Oceanside)	329.00	8.8	2,895.20
Jan 2005 adj full service to agr	443.00	-29.3	-12,979.90
Jan 2005 adj full service to agr (Olivenhain)	329.00	29.3	9,639.70
Jan 2005 adj full service to agr	443.00	-0.2	-88.60
Jan 2005 adj full service to agr (Otay)	329.00	0.2	65.80
Jan 2005 adj full service to agr	443.00	-262.8	-116,420.40
Jan 2005 adj full service to agr (Rainbow)	329.00	262.8	86,461.20
Jan 2005 adj full service to agr	443.00	-0.9	-398.70
Jan 2005 adj full service to agr (City of San Diego)	329.00	0.9	296.10
Jan 2005 adj full service to agr	443.00	-75.0	-33,225.00
Jan 2005 adj full service to agr (Vallecitos)	329.00	75.0	24,675.00
Jan 2005 adj full service to agr	443.00	-300.4	-133,077.20
Jan 2005 adj full service to agr (Valley Center)	329.00	300.4	98,831.60
Jan 2005 adj full service to agr	443.00	-5.9	-2,613.70
Jan 2005 adj full service to agr (Vista)	329.00	5.9	1,941.10
Adjustment Subtotal		0.0	-95,338.20

SD-07 Total 6,434.3 2,755,056.70

Meter No SD-08

Treated Domestic	Constant	Previous Reading	Current Reading	Volume (Cu. Ft.)	Rate Desc.
n/o Red Mtn. n/o Mission Rd.	100	24575626	24690988	11536200	Unbundled

--- DELIVERIES ---

	Rate Per AF	Volume AF	Amount
Tier 1 Supply Rate	73.00	264.8	19,330.40
System Access Rate	152.00	264.8	40,249.60
Water Stewardship Rate	25.00	264.8	6,620.00
System Power Rate	81.00	264.8	21,448.80
Treatment Surcharge	112.00	264.8	29,657.60
Delivery Subtotal		264.8	117,306.40

SD-08 Total 264.8 117,306.40

Meter No SD-09

Treated Domestic	Constant	Previous Reading	Current Reading	Volume (Cu. Ft.)	Rate Desc.
w/o Rainbow Glen. Rd. n/o Red Mtn.	100	5934755	5949877	1512200	Unbundled

--- DELIVERIES ---

	Rate Per AF	Volume AF	Amount
Tier 1 Supply Rate	73.00	34.7	2,533.10
System Access Rate	152.00	34.7	5,274.40
Water Stewardship Rate	25.00	34.7	867.50
System Power Rate	81.00	34.7	2,810.70

Agency Name	Invoice No.	Rev.	Bill Period	Page No.	Mailed On	Due On
San Diego County Water Authority	4932	0	February 2005	4 of 7	03-10-05	04-29-05

--- DELIVERIES ---

	Rate Per AF	Volume AF	Amount
Treatment Surcharge	112.00	34.7	3,886.40
Delivery Subtotal		34.7	15,372.10
SD-09 Total		34.7	15,372.10

Meter No SD-11

Untreated Domestic	Constant	Previous Reading	Current Reading	Volume (Cu. Ft.)	Rate Desc.
e/o Wilt Rd. n/o Dos Ninos Ave.	10,000	10174562	10221278	467160000	Unbundled

--- DELIVERIES ---

	Rate Per AF	Volume AF	Amount
Tier 1 Supply Rate	73.00	10,724.5	782,888.50
System Access Rate	152.00	10,724.5	1,630,124.00
Water Stewardship Rate	25.00	10,724.5	268,112.50
System Power Rate	81.00	10,724.5	868,684.50
Delivery Subtotal		10,724.5	3,549,809.50

--- ADJUSTMENT ---

	Rate Per AF	Volume AF	Amount
Dec 2004 adj full service to agr	326.00	-20.5	-6,683.00
Dec 2004 adj full service to agr (Poway)	236.00	20.5	4,838.00
Dec 2004 adj full service to surface storage - In-Lieu - (San Diego CWA) VOIDED	326.00	1,498.0	488,348.00
Dec 2004 adj full service to surface storage - In-Lieu - (San Diego CWA)	326.00	-1,210.0	-394,460.00
Jan 2005 adj full service to agr	331.00	-39.5	-13,074.50
Jan 2005 adj full service to agr (Escondido)	241.00	39.5	9,519.50
Jan 2005 adj full service to agr	331.00	-10.6	-3,508.60
Jan 2005 adj full service to agr (Oceanside)	241.00	10.6	2,554.60
Jan 2005 adj full service to agr	331.00	-1.5	-496.50
Jan 2005 adj full service to agr (Olivenhain)	241.00	1.5	361.50
Jan 2005 adj full service to agr	331.00	-8.9	-2,945.90
Jan 2005 adj full service to agr (City of San Diego)	241.00	8.9	2,144.90
Jan 2005 adj full service to agr	331.00	-1.0	-331.00
Jan 2005 adj full service to agr (Santa Fe Irrigation)	241.00	1.0	241.00
Jan 2005 adj full service to agr (Vista)	331.00	-8.4	-2,780.40
Jan 2005 adj full service to agr (Vista)	241.00	8.4	2,024.40
Jan 2005 adj full service to surface storage - Direct - (San Diego CWA) VOIDED	331.00	6,810.2	2,254,176.20
Jan 2005 adj full service to surface storage - Direct - (San Diego CWA)	331.00	-8,254.2	-2,732,140.20
Jan 2005 adj full service to surface storage - In-Lieu - (San Diego CWA)	331.00	-1,231.0	-407,461.00
Feb 2005 adj exch iid to sdcwa	331.00	-2,500.0	-827,500.00
Feb 2005 adj exch iid to sdcwa (San Diego CWA)	258.00		645,000.00
Feb 2005 adj full service to surface storage - Direct - (San Diego CWA)	331.00	-1,005.0	-332,655.00
Adjustment Subtotal		-5,892.0	-1,314,828.00
SD-11 Total		4,832.5	2,234,981.50

Meter No SD-DS1

Desalted	Constant	Previous Reading	Current Reading	Volume (Cu. Ft.)	Rate Desc.
Desalted		N/A	N/A	N/A	Unbundled

--- ADJUSTMENT ---

	Rate Per AF	Volume AF	Amount
Feb 2005 Ippds contribution	170.00	155.7	-26,469.00
Adjustment Subtotal		155.7	-26,469.00
SD-DS1 Total		155.7	-26,469.00

Agency Name	Invoice No.	Rev.	Bill Period	Page No.	Mailed On	Due On
San Diego County Water Authority	4932	0	February 2005	5 of 7	03-10-05	04-29-05

Meter No SD-GRP1

Recovered	Constant	Previous Reading	Current Reading	Volume (Cu. Ft.)	Rate Desc.
Recovered Greenbelt		N/A	N/A	N/A	Unbundled

--- ADJUSTMENT ---

	Rate Per AF	Volume AF	Amount
FEB 2005 GRP	465.00	210.8	98,022.00
FEB 2005 GRP	715.00		-150,722.00
Adjustment Subtotal		210.8	-52,700.00
SD-GRP1 Total		210.8	-52,700.00

Meter No SD-RCL1

Reclaimed	Constant	Previous Reading	Current Reading	Volume (Cu. Ft.)	Rate Desc.
Reclaimed		N/A	N/A	N/A	Unbundled

--- ADJUSTMENT ---

	Rate Per AF	Volume AF	Amount
Feb 2005 lrp contribution	250.00	9.8	-2,450.00
Adjustment Subtotal		9.8	-2,450.00
SD-RCL1 Total		9.8	-2,450.00

Meter No SD-RCL10

Reclaimed	Constant	Previous Reading	Current Reading	Volume (Cu. Ft.)	Rate Desc.
No Address 1		N/A	N/A	N/A	Unbundled

--- ADJUSTMENT ---

	Rate Per AF	Volume AF	Amount
Jan 2005 contribution	200.00	94.8	-18,960.00
Adjustment Subtotal		94.8	-18,960.00
SD-RCL10 Total		94.8	-18,960.00

Meter No SD-RCL11

Reclaimed	Constant	Previous Reading	Current Reading	Volume (Cu. Ft.)	Rate Desc.
Reclaimed		N/A	N/A	N/A	Unbundled

--- ADJUSTMENT ---

	Rate Per AF	Volume AF	Amount
Feb 2005 contribution	250.00	0.6	-150.00
Adjustment Subtotal		0.6	-150.00
SD-RCL11 Total		0.6	-150.00

Meter No SD-RCL12

Reclaimed	Constant	Previous Reading	Current Reading	Volume (Cu. Ft.)	Rate Desc.
Reclaimed		N/A	N/A	N/A	Unbundled

--- ADJUSTMENT ---

	Rate Per AF	Volume AF	Amount
Jan 2005 lrp contribution	250.00	17.5	-4,375.00
Adjustment Subtotal		17.5	-4,375.00
SD-RCL12 Total		17.5	-4,375.00

Agency Name	Invoice No.	Rev.	Bill Period	Page No.	Mailed On	Due On
San Diego County Water Authority	4932	0	February 2005	6 of 7	03-10-05	04-29-05

Meter No SD-RCL13

Reclaimed	Constant	Previous Reading	Current Reading	Volume (Cu. Ft.)	Rate Desc.
Reclaimed		N/A	N/A	N/A	Unbundled

--- ADJUSTMENT ---			Rate Per AF	Volume AF	Amount
Feb 2005 contribution			250.00	20.6	-5,150.00
Adjustment Subtotal				20.6	-5,150.00
SD-RCL13 Total				20.6	-5,150.00

Meter No SD-RCL14

Reclaimed	Constant	Previous Reading	Current Reading	Volume (Cu. Ft.)	Rate Desc.
Reclaimed		N/A	N/A	N/A	Unbundled

--- ADJUSTMENT ---			Rate Per AF	Volume AF	Amount
Feb 2005 contribution			234.00	0.2	-46.80
Adjustment Subtotal				0.2	-46.80
SD-RCL14 Total				0.2	-46.80

Meter No SD-RCL15

Reclaimed	Constant	Previous Reading	Current Reading	Volume (Cu. Ft.)	Rate Desc.
Reclaimed		N/A	N/A	N/A	Unbundled

--- ADJUSTMENT ---			Rate Per AF	Volume AF	Amount
Feb 2005 contribution			150.00	13.2	-1,980.00
Adjustment Subtotal				13.2	-1,980.00
SD-RCL15 Total				13.2	-1,980.00

Meter No SD-RCL6

Reclaimed	Constant	Previous Reading	Current Reading	Volume (Cu. Ft.)	Rate Desc.
Reclaimed		N/A	N/A	N/A	Unbundled

--- ADJUSTMENT ---			Rate Per AF	Volume AF	Amount
Jan 2005 lrp contribution			250.00	41.1	-10,275.00
Adjustment Subtotal				41.1	-10,275.00
SD-RCL6 Total				41.1	-10,275.00

Meter No SD-RCL8

Reclaimed	Constant	Previous Reading	Current Reading	Volume (Cu. Ft.)	Rate Desc.
Reclaimed		N/A	N/A	N/A	Unbundled

--- ADJUSTMENT ---			Rate Per AF	Volume AF	Amount
Jan 2005 lrp contribution			200.00	44.0	-8,800.00
Adjustment Subtotal				44.0	-8,800.00
SD-RCL8 Total				44.0	-8,800.00

Agency Name	Invoice No.	Rev.	Bill Period	Page No.	Mailed On	Due On
San Diego County Water Authority	4932	0	February 2005	7 of 7	03-10-05	04-29-05

Meter No. SD-RCL9

Reclaimed	Constant	Previous Reading	Current Reading	Volume (Cu. Ft.)	Rate Desc.
		N/A	N/A	N/A	Unbundled

--- ADJUSTMENT ---

	Rate Per AF	Volume AF	Amount
FEB 2005 LPPRE	113.00	3.0	339.00
FEB 2005 LPPRE	267.00		-801.00
Adjustment Subtotal		3.0	-462.00
SD-RCL9 Total		3.0	-462.00

Meter No. SDTJ-01A

Treated Domestic	Constant	Previous Reading	Current Reading	Volume (Cu. Ft.)	Rate Desc.
San Diego-Tijuana	133.68	113757	113757	0	Unbundled

--- DELIVERIES ---

	Rate Per AF	Volume AF	Amount
Delivery Subtotal		0.0	0.00
SDTJ-01A Total		0.0	0.00

--- OTHER CHARGES AND CREDITS ---

	Amount
Conservation Ag # 39103	-198,160.00
Tier 2 Surcharge adjustment for prior calendar year 2004	87,561.00

VOLUME TOTAL	INVOICE TOTAL
20,824.5	\$8,075,166.30

This invoice was printed on 3/8/2005 at 5:42:09AM

**MWD**

METROPOLITAN WATER DISTRICT OF SOUTHERN CALIFORNIA

700 North Alameda Street

Los Angeles, CA, 90012-2944

INVOICE**Billed To:**

San Diego County Water Authority

**Service Address**4677 Overland Avenue
San Diego, Ca. 92123-1233

March 2005	Page No. 1 of 2
Mailed: 04/08/2005	Due Date: 05/31/2005
Invoice Number: 4960	Revision: 0

NOTICE

The MWD Administrative Code Section 4507 and 4508 require that payment must be made in "Good Funds" by the due date or the payment will be considered delinquent and an additional charge shall be assessed.

DELIVERIES

	Volume (AF)
Total Water Treated Delivered	8,393.8
Total Water Untreated Delivered	15,997.5

SALES

	Type	Volume (AF)	Rate (\$ /AF)	Total (\$)
Full Service	Tier 1 Supply Rate	19,527.0	\$73.00	\$1,425,471.00
	System Access Rate	19,527.0	\$152.00	\$2,968,104.00
	Water Stewardship Rate	19,527.0	\$25.00	\$488,175.00
	System Power Rate	19,527.0	\$81.00	\$1,581,687.00
	Treatment Surcharge	6,352.4	\$112.00	\$711,468.80
Adjust Full Service Prior Rates				
Certification(s) for 200401 to 200412 for Domestic	Treated	-58.2	\$418.00	(\$23,491.60)
	Untreated	-533.8	\$326.00	(\$173,953.60)
IAWP	Treated	1,052.4		\$344,834.60
	Untreated	220.5		\$52,757.50
SUBTOTAL				\$7,375,052.70

WATER MANAGEMENT

	Volume (AF)	Total (\$)
Local Resource Programs	541.8	(\$107,368.60)
SUBTOTAL		(\$107,368.60)

EXCHANGES, WHEELING, AND OTHER DELIVERIES

	Type	Volume (AF)	Rate (\$ /AF)	Total (\$)
Wheeling	Treated	1,045.2	\$289.00	\$302,062.80
IID San Diego Exchange UnTreated		2,500.0		\$645,000.00
				\$947,062.80

OTHER CHARGES AND CREDITS

	Volume (AF)	Rate (\$ /AF)	Total (\$)
Conservation Credit			(\$232,430.00)
Tier 2 Surcharge for 2004	589.8	\$81.00	(\$47,773.80)
Miscellaneous Debit/Credit (See Detail)			\$5,000.00
SUBTOTAL			(\$275,203.80)

ADDITIONAL INFORMATION

	Volume (AF)	Tier1 %	Peak Day	Flow (CFS)
Purchase Order Commitment (Jan 2003 to Dec 2012)	3,342,570.6			
Purchase Order Firm Delivery To Date (Jan 2003 to Dec 2012)	1,121,762.7			
Tier 1 Annual Limit (For Current Year)	501,385.6			
Tier 1 YTD Deliveries (For Current Year)	64,656.8	13.0		
Tier 1 Current Month Deliveries	20,572.2			
Capacity Charge			5/29/2002	1,296.0
Annual Peak Flow			2/5/2005	692.9

MWD2010-00274784

Agency Name	Invoice No.	Rev.	Bill Period	Page No.	Mailed On	Due On
San Diego County Water Authority	4960	0	March 2005	2 of 2	04-08-05	05-31-05

INVOICE TOTAL

Volume AF
21,797.1

Amount Now Due
\$7,939,543.10

Note: Amount Due is based on highlighted fields.



MWD
 METROPOLITAN WATER DISTRICT OF SOUTHERN CALIFORNIA
 700 North Alameda Street
 Los Angeles, CA, 90012-2944

INVOICE DETAIL

NOTICE

The MWD Administrative Code Section 4507 and 4508 require that payment must be made in "Good Funds" by the due date or the payment will be considered delinquent and an additional charge shall be assessed.

IN ACCORDANCE WITH READINGS AND BILLING DATA LISTED BELOW

Agency Name	Invoice No.	Rev.	Bill Period	Page No.	Mailed On	Due On
San Diego County Water Authority	4960	0	March 2005	1 of 7	04-08-05	05-31-05

Meter No. SD-01A

Treated Domestic	Constant	Previous Reading	Current Reading	Volume (Cu. Ft.)	Rate Desc.
Rainbow Cyn. Rd. e/o Frontage Rd.	1,000	16525381	16596394	71013000	Unbundled

--- DELIVERIES ---

	Rate Per AF	Volume AF	Amount
Tier 1 Supply Rate	73.00	1,630.2	119,004.60
System Access Rate	152.00	1,630.2	247,790.40
Water Stewardship Rate	25.00	1,630.2	40,755.00
System Power Rate	81.00	1,630.2	132,046.20
Treatment Surcharge	112.00	1,630.2	182,582.40
Delivery Subtotal		1,630.2	722,178.60
SD-01A Total		1,630.2	722,178.60

Meter No. SD-01B

Treated Domestic	Constant	Previous Reading	Current Reading	Volume (Cu. Ft.)	Rate Desc.
Rainbow Cyn. Rd. e/o Frontage Rd.	1,000	16096800	16154809	58009000	Unbundled

--- DELIVERIES ---

	Rate Per AF	Volume AF	Amount
Tier 1 Supply Rate	73.00	1,331.7	97,214.10
System Access Rate	152.00	1,331.7	202,418.40
Water Stewardship Rate	25.00	1,331.7	33,292.50
System Power Rate	81.00	1,331.7	107,867.70
Treatment Surcharge	112.00	1,331.7	149,150.40
Delivery Subtotal		1,331.7	589,943.10
SD-01B Total		1,331.7	589,943.10

Meter No. SD-02

Treated Domestic	Constant	Previous Reading	Current Reading	Volume (Cu. Ft.)	Rate Desc.
w/o Rainbow Glen Rd.	100	14629519	14661565	3204600	Unbundled

--- DELIVERIES ---

	Rate Per AF	Volume AF	Amount
Tier 1 Supply Rate	73.00	73.6	5,372.80
System Access Rate	152.00	73.6	11,187.20
Water Stewardship Rate	25.00	73.6	1,840.00
System Power Rate	81.00	73.6	5,961.60
Treatment Surcharge	112.00	73.6	8,243.20
Mar 2005, meter under 10% flow Tier 1 supply rate	73.00	1.5	109.50
Mar 2005, meter under 10% flow System access rate	152.00	1.5	228.00
Mar 2005, meter under 10% flow Water stewardship rate	25.00	1.5	37.50
Mar 2005, meter under 10% flow System power rate	81.00	1.5	121.50

Agency Name	Invoice No.	Rev.	Bill Period	Page No.	Mailed On	Due On
San Diego County Water Authority	4960	0	March 2005	2 of 7	04-08-05	05-31-05

--- DELIVERIES ---

	Rate Per AF	Volume AF	Amount
Mar 2005, meter under 10% flow Treatment surcharge	112.00	1.5	168.00
Delivery Subtotal		75.1	33,269.30
SD-02 Total		75.1	33,269.30

Meter No SD-03

Untreated Domestic	Constant	Previous Reading	Current Reading	Volume (Cu. Ft.)	Rate Desc.
Rainbow Cyn. Rd. e/o Frontage Rd.	1.000	48883328	49112080	228752000	Unbundled

--- DELIVERIES ---

	Rate Per AF	Volume AF	Amount
Tier 1 Supply Rate	73.00	5,251.4	383,352.20
System Access Rate	152.00	5,251.4	798,212.80
Water Stewardship Rate	25.00	5,251.4	131,285.00
System Power Rate	81.00	5,251.4	425,363.40
Delivery Subtotal		5,251.4	1,738,213.40
SD-03 Total		5,251.4	1,738,213.40

Meter No SD-05

Treated Domestic	Constant	Previous Reading	Current Reading	Volume (Cu. Ft.)	Rate Desc.
s/o Reche Rd. w/o Wilt Rd.	100	3712755	3755315	4256000	Unbundled

--- DELIVERIES ---

	Rate Per AF	Volume AF	Amount
Tier 1 Supply Rate	73.00	97.7	7,132.10
System Access Rate	152.00	97.7	14,850.40
Water Stewardship Rate	25.00	97.7	2,442.50
System Power Rate	81.00	97.7	7,913.70
Treatment Surcharge	112.00	97.7	10,942.40
Delivery Subtotal		97.7	43,281.10
SD-05 Total		97.7	43,281.10

Meter No SD-07

Treated Domestic	Constant	Previous Reading	Current Reading	Volume (Cu. Ft.)	Rate Desc.
e/o Wilt Rd. n/o Dos Ninos Ave.	1.000	86260984	86475456	214472000	Unbundled

--- DELIVERIES ---

	Rate Per AF	Volume AF	Amount
Tier 1 Supply Rate	73.00	4,923.6	359,422.80
System Access Rate	152.00	4,923.6	748,387.20
Water Stewardship Rate	25.00	4,923.6	123,090.00
System Power Rate	81.00	4,923.6	398,811.60
Treatment Surcharge	112.00	4,923.6	551,443.20
Delivery Subtotal		4,923.6	2,181,154.80

--- ADJUSTMENT ---

	Rate Per AF	Volume AF	Amount
Dec 2004 adj full service to agr	418.00	-56.2	-23,491.60
Dec 2004 adj full service to agr (Ramona)	304.00	56.2	17,084.80
Jan 2005 adj full service to agr	443.00	-39.5	-17,498.50
Jan 2005 adj full service to agr (Carlsbad Municipal)	329.00	39.5	12,995.50
Jan 2005 adj full service to agr	443.00	-11.0	-4,873.00
Jan 2005 adj full service to agr (Padre Dam)	329.00	11.0	3,619.00
Jan 2005 adj full service to agr	443.00	-10.0	-4,430.00
Jan 2005 adj full service to agr (Ramona)	329.00	10.0	3,290.00
Jan 2005 adj full service to agr	443.00	-10.8	-4,784.40
Jan 2005 adj full service to agr (Rincon)	329.00	10.8	3,553.20

Agency Name	Invoice No.	Rev	Bill Period	Page No.	Mailed On	Due On
San Diego County Water Authority	4960	0	March 2005	3 of 7	04-08-05	05-31-05

--- ADJUSTMENT ---

	Rate Per AF	Volume AF	Amount
Feb 2005 adj full service to agr	443.00	-33.2	-14,707.60
Feb 2005 adj full service to agr (Carlsbad Municipal)	329.00	33.2	10,922.80
Feb 2005 adj full service to agr	443.00	-85.1	-37,699.30
Feb 2005 adj full service to agr (Fallbrook)	329.00	85.1	27,997.90
Feb 2005 adj full service to agr	443.00	-12.0	-5,316.00
Feb 2005 adj full service to agr (Oceanside)	329.00	12.0	3,948.00
Feb 2005 adj full service to agr	443.00	-10.0	-4,430.00
Feb 2005 adj full service to agr (Olivenhain)	329.00	10.0	3,290.00
Feb 2005 adj full service to agr	443.00	-2.6	-1,151.80
Feb 2005 adj full service to agr (Otay)	329.00	2.6	855.40
Feb 2005 adj full service to agr	443.00	-38.3	-16,966.90
Feb 2005 adj full service to agr (Padre Dam)	329.00	38.3	12,600.70
Feb 2005 adj full service to agr	443.00	-291.9	-129,311.70
Feb 2005 adj full service to agr (Rainbow)	329.00	291.9	96,035.10
Feb 2005 adj full service to agr	443.00	-13.4	-5,936.20
Feb 2005 adj full service to agr (Ramona)	329.00	13.4	4,408.60
Feb 2005 adj full service to agr	443.00	-10.1	-4,474.30
Feb 2005 adj full service to agr (Rincon)	329.00	10.1	3,322.90
Feb 2005 adj full service to agr	443.00	-0.9	-398.70
Feb 2005 adj full service to agr (City of San Diego)	329.00	0.9	296.10
Feb 2005 adj full service to agr	443.00	-0.2	-88.60
Feb 2005 adj full service to agr (Santa Fe Irrigation)	329.00	0.2	65.80
Feb 2005 adj full service to agr	443.00	-43.5	-19,270.50
Feb 2005 adj full service to agr (Vallecitos)	329.00	43.5	14,311.50
Feb 2005 adj full service to agr	443.00	-381.0	-168,783.00
Feb 2005 adj full service to agr (Valley Center)	329.00	381.0	125,349.00
Feb 2005 adj full service to agr	443.00	-2.7	-1,196.10
Feb 2005 adj full service to agr (Vista)	329.00	2.7	888.30
Mar 2005 - Basic Rate - Wheeling (Fallbrook)	443.00	-1,045.2	-463,023.60
Mar 2005 - System Access Rate - Wheeling (Fallbrook)	152.00	1,045.2	158,870.40
Mar 2005 - Stewardship Rate - Wheeling (Fallbrook)	25.00	1,045.2	26,130.00
Mar 2005 - Treatment Rate - Wheeling (Fallbrook)	112.00	1,045.2	117,062.40
Adjustment Subtotal		0.0	-280,934.40
SD-07 Total		4,923.6	1,900,220.40

Meter No SD-08

Treated Domestic	Constant	Previous Reading	Current Reading	Volume (Cu. Ft.)	Rate Desc.
n/o Red Mtn. n/o Mission Rd.	100	24690988	24826560	13557200	Unbundled

--- DELIVERIES ---

	Rate Per AF	Volume AF	Amount
Tier 1 Supply Rate	73.00	311.2	22,717.60
System Access Rate	152.00	311.2	47,302.40
Water Stewardship Rate	25.00	311.2	7,780.00
System Power Rate	81.00	311.2	25,207.20
Treatment Surcharge	112.00	311.2	34,854.40
Delivery Subtotal		311.2	137,861.60
SD-08 Total		311.2	137,861.60

Meter No SD-09

Treated Domestic	Constant	Previous Reading	Current Reading	Volume (Cu. Ft.)	Rate Desc.
w/o Rainbow Glen. Rd. n/o Red Mtn.	100	5949877	5960472	1059500	Unbundled

--- DELIVERIES ---

	Rate Per AF	Volume AF	Amount
Tier 1 Supply Rate	73.00	24.3	1,773.90
System Access Rate	152.00	24.3	3,693.60
Water Stewardship Rate	25.00	24.3	607.50
System Power Rate	81.00	24.3	1,968.30

Agency Name	Invoice No.	Rev.	Bill Period	Page No.	Mailed On	Due On
San Diego County Water Authority	4960	0	March 2005	4 of 7	04-08-05	05-31-05

--- DELIVERIES ---

	Rate Per AF	Volume AF	Amount
Treatment Surcharge	112.00	24.3	2,721.60
Delivery Subtotal		24.3	10,764.90
SD-09 Total		24.3	10,764.90

Meter No SD-11

Untreated Domestic	Constant	Previous Reading	Current Reading	Volume (Cu. Ft.)	Rate Desc.
e/o Wilt Rd. n/o Dos Ninos Ave.	10,000	10221278	10268088	468100000	Unbundled

--- DELIVERIES ---

	Rate Per AF	Volume AF	Amount
Tier 1 Supply Rate	73.00	10,746.1	784,465.30
System Access Rate	152.00	10,746.1	1,633,407.20
Water Stewardship Rate	25.00	10,746.1	268,652.50
System Power Rate	81.00	10,746.1	870,434.10
Delivery Subtotal		10,746.1	3,556,959.10

--- ADJUSTMENT ---

	Rate Per AF	Volume AF	Amount
Dec 2004 adj full service to agr	326.00	-76.6	-24,971.60
Dec 2004 adj full service to agr (Ramona)	236.00	76.6	18,077.60
Dec 2004 adj full service to surface storage - In-Lieu - (San Diego CWA) VOIDED	326.00	1,210.0	394,460.00
Dec 2004 adj full service to surface storage - In-Lieu - (San Diego CWA)	326.00	-1,667.0	-543,442.00
Jan 2005 adj full service to agr	331.00	-4.5	-1,489.50
Jan 2005 adj full service to agr (Poway)	241.00	4.5	1,084.50
Jan 2005 adj full service to agr	331.00	-31.8	-10,525.80
Jan 2005 adj full service to agr (Ramona)	241.00	31.8	7,663.80
Jan 2005 adj full service to surface storage - Direct - (San Diego CWA) VOIDED	331.00	8,254.2	2,732,140.20
Jan 2005 adj full service to surface storage - Direct - (San Diego CWA)	331.00	-7,803.2	-2,582,859.20
Feb 2005 adj full service to agr	331.00	-23.9	-7,910.90
Feb 2005 adj full service to agr (Escondido)	241.00	23.9	5,759.90
Feb 2005 adj full service to agr	331.00	-28.6	-9,466.60
Feb 2005 adj full service to agr (Oceanside)	241.00	28.6	6,892.60
Feb 2005 adj full service to agr	331.00	-8.5	-2,813.50
Feb 2005 adj full service to agr (Olivenhain)	241.00	8.5	2,048.50
Feb 2005 adj full service to agr	331.00	-37.5	-12,412.50
Feb 2005 adj full service to agr (Ramona)	241.00	37.5	9,037.50
Feb 2005 adj full service to agr	331.00	-3.9	-1,290.90
Feb 2005 adj full service to agr (City of San Diego)	241.00	3.9	939.90
Feb 2005 adj full service to agr	331.00	-1.2	-397.20
Feb 2005 adj full service to agr (Santa Fe Irrigation)	241.00	1.2	289.20
Feb 2005 adj full service to agr	331.00	-4.0	-1,324.00
Feb 2005 adj full service to agr (Vista)	241.00	4.0	964.00
Feb 2005 adj full service to surface storage - Direct - (San Diego CWA) VOIDED	331.00	1,005.0	332,655.00
Feb 2005 adj full service to surface storage - Direct - (San Diego CWA)	331.00	-1,635.0	-541,185.00
Mar 2005 adj exchange iid to sdcwa	331.00	-2,500.0	-827,500.00
Mar 2005 adj exchange iid to sdcwa (San Diego CWA)	258.00		645,000.00
Adjustment Subtotal		-3,136.0	-410,576.00
SD-11 Total		7,610.1	3,146,383.10

Meter No SD-DS1

Desalted	Constant	Previous Reading	Current Reading	Volume (Cu. Ft.)	Rate Desc.
Desalted		N/A	N/A	N/A	Unbundled

--- ADJUSTMENT ---

	Rate Per AF	Volume AF	Amount
Mar 2005 lppds contribution	170.00	242.5	-41,225.00
Adjustment Subtotal		242.5	-41,225.00

Agency Name	Invoice No.	Rev.	Bill Period	Page No.	Mailed On	Due On
San Diego County Water Authority	4960	0	March 2005	5 of 7	04-08-05	05-31-05

SD-DS1 Total 242.5 -41,225.00

Meter No SD-GRP1

Recovered	Constant	Previous Reading	Current Reading	Volume (Cu. Ft.)	Rate Desc.
Recovered Greenbelt		N/A	N/A	N/A	Unbundled

--- ADJUSTMENT ---

	Rate Per AF	Volume AF	Amount
MAR 2005 GRP	465.00	30.4	14,136.00
MAR 2005 GRP	715.00		-21,736.00
Adjustment Subtotal		30.4	-7,600.00
SD-GRP1 Total		30.4	-7,600.00

Meter No SD-RCL1

Reclaimed	Constant	Previous Reading	Current Reading	Volume (Cu. Ft.)	Rate Desc.
Reclaimed		N/A	N/A	N/A	Unbundled

--- ADJUSTMENT ---

	Rate Per AF	Volume AF	Amount
Mar 2005 lrp contribution	250.00	9.4	-2,350.00
Adjustment Subtotal		9.4	-2,350.00
SD-RCL1 Total		9.4	-2,350.00

Meter No SD-RCL10

Reclaimed	Constant	Previous Reading	Current Reading	Volume (Cu. Ft.)	Rate Desc.
No Address 1		N/A	N/A	N/A	Unbundled

--- ADJUSTMENT ---

	Rate Per AF	Volume AF	Amount
Feb 2005 contribution	200.00	129.1	-25,820.00
Adjustment Subtotal		129.1	-25,820.00
SD-RCL10 Total		129.1	-25,820.00

Meter No SD-RCL11

Reclaimed	Constant	Previous Reading	Current Reading	Volume (Cu. Ft.)	Rate Desc.
Reclaimed		N/A	N/A	N/A	Unbundled

--- ADJUSTMENT ---

	Rate Per AF	Volume AF	Amount
Mar 2005 contribution	250.00	0.1	-25.00
Adjustment Subtotal		0.1	-25.00
SD-RCL11 Total		0.1	-25.00

Meter No SD-RCL12

Reclaimed	Constant	Previous Reading	Current Reading	Volume (Cu. Ft.)	Rate Desc.
Reclaimed		N/A	N/A	N/A	Unbundled

--- ADJUSTMENT ---

	Rate Per AF	Volume AF	Amount
Feb 2005 lrp contribution	250.00	15.1	-3,775.00
Adjustment Subtotal		15.1	-3,775.00
SD-RCL12 Total		15.1	-3,775.00

Agency Name	Invoice No.	Rev.	Bill Period	Page No.	Mailed On	Due On
San Diego County Water Authority	4960	0	March 2005	6 of 7	04-08-05	05-31-05

Meter No SD-RCL13

Reclaimed	Constant	Previous Reading	Current Reading	Volume (Cu. Ft.)	Rate Desc.
Reclaimed		N/A	N/A	N/A	Unbundled

--- ADJUSTMENT ---

	Rate Per AF	Volume AF	Amount
Feb 2005 contribution voided	250.00	-20.6	5,150.00
Feb 2005 contribution	250.00	20.9	-5,225.00
Mar 2005 contribution	250.00	28.2	-7,050.00
Adjustment Subtotal		28.5	-7,125.00
SD-RCL13 Total		28.5	-7,125.00

Meter No SD-RCL14

Reclaimed	Constant	Previous Reading	Current Reading	Volume (Cu. Ft.)	Rate Desc.
Reclaimed		N/A	N/A	N/A	Unbundled

--- ADJUSTMENT ---

	Rate Per AF	Volume AF	Amount
Mar 2005 contribution	234.00	0.4	-93.60
Adjustment Subtotal		0.4	-93.60
SD-RCL14 Total		0.4	-93.60

Meter No SD-RCL15

Reclaimed	Constant	Previous Reading	Current Reading	Volume (Cu. Ft.)	Rate Desc.
Reclaimed		N/A	N/A	N/A	Unbundled

--- ADJUSTMENT ---

	Rate Per AF	Volume AF	Amount
Mar 2005 contribution	150.00	14.3	-2,145.00
Adjustment Subtotal		14.3	-2,145.00
SD-RCL15 Total		14.3	-2,145.00

Meter No SD-RCL6

Reclaimed	Constant	Previous Reading	Current Reading	Volume (Cu. Ft.)	Rate Desc.
Reclaimed		N/A	N/A	N/A	Unbundled

--- ADJUSTMENT ---

	Rate Per AF	Volume AF	Amount
Feb 2005 lrp contribution	250.00	56.2	-14,050.00
Adjustment Subtotal		56.2	-14,050.00
SD-RCL6 Total		56.2	-14,050.00

Meter No SD-RCL8

Reclaimed	Constant	Previous Reading	Current Reading	Volume (Cu. Ft.)	Rate Desc.
Reclaimed		N/A	N/A	N/A	Unbundled

--- ADJUSTMENT ---

	Rate Per AF	Volume AF	Amount
Feb 2005 lrp contribution	200.00	15.8	-3,160.00
Adjustment Subtotal		15.8	-3,160.00
SD-RCL8 Total		15.8	-3,160.00

Agency Name	Invoice No.	Rev.	Bill Period	Page No.	Mailed On	Due On
San Diego County Water Authority	4960	0	March 2005	7 of 7	04-08-05	05-31-05

Meter No. SDTJ-01A

Treated Domestic	Constant	Previous Reading	Current Reading	Volume (Cu. Ft.)	Rate Desc.
San Diego-Tijuana	133.68	113757	113757	0	Unbundled

--- DELIVERIES ---

	Rate Per AF	Volume AF	Amount
Delivery Subtotal		0.0	0.00
SDTJ-01A Total		0.0	0.00

--- OTHER CHARGES AND CREDITS ---

	Amount
Conservation Ag # 55708	-232,430.00
Tier 2 Surcharge adjustment for prior calendar year 2004	-47,773.80
Wheeling Administration Fee for Fallbrook	5,000.00

VOLUME TOTAL	INVOICE TOTAL
21,797.1	\$7,939,543.10

This invoice was printed on 4/7/2005 at 7:38:05AM

**MWD**

METROPOLITAN WATER DISTRICT OF SOUTHERN CALIFORNIA

700 North Alameda Street

Los Angeles, CA, 90012-2944

INVOICE**Billed To:**

San Diego County Water Authority

**Service Address**4677 Overland Avenue
San Diego, Ca. 92123-1233

April 2005

Page No. 1 of 2

Mailed: 05/10/2005

Due Date: 06/30/2005

Invoice Number: 4988

Revision: 0

NOTICE

The MWD Administrative Code Section 4507 and 4508 require that payment must be made in "Good Funds" by the due date or the payment will be considered delinquent and an additional charge shall be assessed.

DELIVERIES

	Volume (AF)
Total Water Treated Delivered	21,340.1
Total Water Untreated Delivered	23,602.7

SALES

	Type	Volume (AF)	Rate (\$ /AF)	Total (\$)
Full Service	Tier 1 Supply Rate	40,019.4	\$73.00	\$2,921,416.20
	System Access Rate	40,019.4	\$152.00	\$6,082,948.80
	Water Stewardship Rate	40,019.4	\$25.00	\$1,000,485.00
	System Power Rate	40,019.4	\$81.00	\$3,241,571.40
	Treatment Surcharge	20,297.5	\$112.00	\$2,273,320.00
Adjust Full Service Prior Rates				
Certification(s) for 200301 to 200312 for Domestic	Treated	159.3	\$408.00	\$64,994.40
Certification(s) for 200401 to 200412 for Domestic	Treated	120.7	\$418.00	\$50,452.60
Certification(s) for 200301 to 200312 for Domestic	Untreated	280.9	\$326.00	(\$91,573.40)
Certification(s) for 200401 to 200412 for Domestic	Untreated	160.9	\$326.00	\$52,453.40
IAWP	Treated	801.9		\$272,418.10
	Untreated	268.8		\$64,225.80
SUBTOTAL				\$15,932,712.30

WATER MANAGEMENT

	Volume (AF)	Total (\$)
Local Resource Programs	607.5	(\$131,653.80)
SUBTOTAL		(\$131,653.80)

EXCHANGES, WHEELING, AND OTHER DELIVERIES

	Type	Volume (AF)	Total (\$)
Wheeling	Treated	215.8	\$62,366.20
IID San Diego Exchange UnTreated		2,500.0	\$645,000.00
			\$707,366.20

OTHER CHARGES AND CREDITS

		Rate (\$ /AF)	Total (\$)
Conservation Credit			(\$299,026.00)
Tier 2 Surcharge for 2003	121.6	\$81.00	(\$9,849.60)
Tier 2 Surcharge for 2004	292.5	\$81.00	\$23,692.50
Readiness To Serve Charge			\$5,257,910.00
Capacity Charge(Payment Schedule: S)			\$4,406,400.00
SUBTOTAL			\$9,379,126.90

MWD2010-00274793



MWD
 METROPOLITAN WATER DISTRICT OF SOUTHERN CALIFORNIA
 700 North Alameda Street
 Los Angeles, CA, 90012-2944

INVOICE

Billed To:

San Diego County Water Authority



Service Address

4677 Overland Avenue
 San Diego, Ca. 92123-1233

April 2005	Page No. 2 of 2.
Mailed: 05/10/2005	Due Date: 06/30/2005
Invoice Number: 4988	Revision: 0

NOTICE

The MWD Administrative Code Section 4507 and 4508 require that payment must be made in "Good Funds" by the due date or the payment will be considered delinquent and an additional charge shall be assessed.

ADDITIONAL INFORMATION	Volume (AF)	Tier1 %	Peak Day	Flow (CFS)
Purchase Order Commitment (Jan 2003 to Dec 2012)	3,342,570.6			
Purchase Order Firm Delivery To Date (Jan 2003 to Dec 2012)	1,162,170.1			
Tier 1 Annual Limit (For Current Year)	501,385.6			
Tier 1 YTD Deliveries (For Current Year)	104,893.3	21.0		
Tier 1 Current Month Deliveries	40,235.2			
Capacity Charge			5/29/2002	1,296.0
Annual Peak Flow			4/18/2005	868.4
Summer Peak Flow			5/4/2005	679.2

INVOICE TOTAL

Volume AF	Amount Now Due
42,073.4	\$25,887,551.60

Note: Amount Due is based on highlighted fields

**MWD**

METROPOLITAN WATER DISTRICT OF SOUTHERN CALIFORNIA

700 North Alameda Street

Los Angeles, CA, 90012-2944

INVOICE DETAIL**NOTICE**

The MWD Administrative Code Section 4507 and 4508 require that payment must be made in "Good Funds" by the due date or the payment will be considered delinquent and an additional charge shall be assessed.

IN ACCORDANCE WITH READINGS AND BILLING DATA LISTED BELOW

Agency Name	Invoice No.	Rev.	Bill Period	Page No.	Mailed On	Due On
San Diego County Water Authority	4988	0	April 2005	1 of 8	05-10-05	06-30-05

Meter No CM-10

Treated	Constant	Previous Reading	Current Reading	Volume (Cu. Ft.)	Rate Desc.
Treated Domestic		0	0	0	Unbundled

---ADJUSTMENT---

	Rate Per AF	Volume AF	Amount
JAN 2005 - Transfer from OC to SD.	443.00	52.6	23,301.80
FEB 2005 - Transfer from OC to SD.	443.00	63.4	28,086.20
MAR 2005 - Transfer from OC to SD.	443.00	74.0	32,782.00
APR 2005 - Transfer from OC to SD.	443.00	65.1	28,839.30
Adjustment Subtotal		255.1	113,009.30
CM-10 Total		255.1	113,009.30

Meter No SD-01A

Treated Domestic	Constant	Previous Reading	Current Reading	Volume (Cu. Ft.)	Rate Desc.
Rainbow Cyn. Rd. e/o Frontage Rd.	1.000	16596394	16728782	132388000	Unbundled

--- DELIVERIES ---

	Rate Per AF	Volume AF	Amount
Tier 1 Supply Rate	73.00	3,039.2	221,861.60
System Access Rate	152.00	3,039.2	461,958.40
Water Stewardship Rate	25.00	3,039.2	75,980.00
System Power Rate	81.00	3,039.2	246,175.20
Treatment Surcharge	112.00	3,039.2	340,390.40
Delivery Subtotal		3,039.2	1,346,365.60
SD-01A Total		3,039.2	1,346,365.60

Meter No SD-01B

Treated Domestic	Constant	Previous Reading	Current Reading	Volume (Cu. Ft.)	Rate Desc.
Rainbow Cyn. Rd. e/o Frontage Rd.	1.000	16154809	16286596	131787000	Unbundled

--- DELIVERIES ---

	Rate Per AF	Volume AF	Amount
Tier 1 Supply Rate	73.00	3,025.4	220,854.20
System Access Rate	152.00	3,025.4	459,860.80
Water Stewardship Rate	25.00	3,025.4	75,635.00
System Power Rate	81.00	3,025.4	245,057.40
Treatment Surcharge	112.00	3,025.4	338,844.80
Delivery Subtotal		3,025.4	1,340,252.20
SD-01B Total		3,025.4	1,340,252.20

MWD2010-00274795

Agency Name	Invoice No.	Rev.	Bill Period	Page No.	Mailed On	Due On
San Diego County Water Authority	4988	0	April 2005	2 of 8	05-10-05	06-30-05

Meter No SD-02

Treated Domestic	Constant	Previous Reading	Current Reading	Volume (Cu. Ft.)	Rate Desc.
w/o Rainbow Glen Rd.	100	14661565	14785645	12408000	Unbundled

--- DELIVERIES ---			
	Rate Per AF	Volume AF	Amount
Tier 1 Supply Rate	73.00	284.8	20,790.40
System Access Rate	152.00	284.8	43,289.60
Water Stewardship Rate	25.00	284.8	7,120.00
System Power Rate	81.00	284.8	23,068.80
Treatment Surcharge	112.00	284.8	31,897.60
Delivery Subtotal		284.8	126,166.40
SD-02 Total		284.8	126,166.40

Meter No SD-03

Untreated Domestic	Constant	Previous Reading	Current Reading	Volume (Cu. Ft.)	Rate Desc.
Rainbow Cyn. Rd. e/o Frontage Rd.	1.000	49112080	49604484	492404000	Unbundled

--- DELIVERIES ---			
	Rate Per AF	Volume AF	Amount
Tier 1 Supply Rate	73.00	11,304.0	825,192.00
System Access Rate	152.00	11,304.0	1,718,208.00
Water Stewardship Rate	25.00	11,304.0	282,600.00
System Power Rate	81.00	11,304.0	915,624.00
Delivery Subtotal		11,304.0	3,741,624.00
SD-03 Total		11,304.0	3,741,624.00

Meter No SD-05

Treated Domestic	Constant	Previous Reading	Current Reading	Volume (Cu. Ft.)	Rate Desc.
s/o Reche Rd. w/o Wilt Rd.	100	3755315	3871418	11610300	Unbundled

--- DELIVERIES ---			
	Rate Per AF	Volume AF	Amount
Tier 1 Supply Rate	73.00	266.5	19,454.50
System Access Rate	152.00	266.5	40,508.00
Water Stewardship Rate	25.00	266.5	6,662.50
System Power Rate	81.00	266.5	21,586.50
Treatment Surcharge	112.00	266.5	29,848.00
Delivery Subtotal		266.5	118,059.50
SD-05 Total		266.5	118,059.50

Meter No SD-07

Treated Domestic	Constant	Previous Reading	Current Reading	Volume (Cu. Ft.)	Rate Desc.
e/o Wilt Rd. n/o Dos Ninos Ave.	1.000	86475456	87091128	615672000	Unbundled

--- DELIVERIES ---			
	Rate Per AF	Volume AF	Amount
Tier 1 Supply Rate	73.00	14,133.9	1,031,774.70
System Access Rate	152.00	14,133.9	2,148,352.80
Water Stewardship Rate	25.00	14,133.9	353,347.50
System Power Rate	81.00	14,133.9	1,144,845.90
Treatment Surcharge	112.00	14,133.9	1,582,996.80
Delivery Subtotal		14,133.9	6,261,317.70

--- ADJUSTMENT ---			
	Rate Per AF	Volume AF	Amount
Jul 2003 adj full service to agr voided	408.00	399.5	162,996.00

Agency Name	Invoice No.	Rev	Bill Period	Page No.	Mailed On	Due On
San Diego County Water Authority	4988	0	April 2005	3 of 8	05-10-05	06-30-05

--- ADJUSTMENT ---

	Rate Per AF	Volume AF	Amount
Jul 2003 adj full service to agr voided (Ramona)	294.00	-399.5	-117,453.00
Jul 2003 adj full service to agr	408.00	-330.9	-135,007.20
Jul 2003 adj full service to agr (Ramona)	294.00	330.9	97,284.60
Aug 2003 adj full service to agr voided	408.00	345.8	141,086.40
Aug 2003 adj full service to agr voided (Ramona)	294.00	-345.8	-101,665.20
Aug 2003 adj full service to agr	408.00	-288.2	-117,585.60
Aug 2003 adj full service to agr (Ramona)	294.00	288.2	84,730.80
Sep 2003 adj full service to agr voided	408.00	317.5	129,540.00
Sep 2003 adj full service to agr voided (Ramona)	294.00	-317.5	-93,345.00
Sep 2003 adj full service to agr	408.00	-299.2	-122,073.60
Sep 2003 adj full service to agr (Ramona)	294.00	299.2	87,964.80
Oct 2003 adj full service to agr voided	408.00	390.8	159,446.40
Oct 2003 adj full service to agr voided (Ramona)	294.00	-390.8	-114,895.20
Oct 2003 adj full service to agr	408.00	-388.6	-158,548.80
Oct 2003 adj full service to agr (Ramona)	294.00	388.6	114,248.40
Nov 2003 adj full service to agr voided	408.00	63.5	25,908.00
Nov 2003 adj full service to agr voided (Ramona)	294.00	-63.5	-18,669.00
Nov 2003 adj full service to agr	408.00	-63.1	-25,744.80
Nov 2003 adj full service to agr (Ramona)	294.00	63.1	18,551.40
Dec 2003 adj full service to agr voided	408.00	98.8	40,310.40
Dec 2003 adj full service to agr voided (Ramona)	294.00	-98.8	-29,047.20
Dec 2003 adj full service to agr	408.00	-86.6	-35,332.80
Dec 2003 adj full service to agr (Ramona)	294.00	86.6	25,460.40
Jan 2004 adj full service to agr voided	418.00	116.9	48,864.20
Jan 2004 adj full service to agr voided (Ramona)	304.00	-116.9	-35,537.60
Jan 2004 adj full service to agr	418.00	-118.0	-49,324.00
Jan 2004 adj full service to agr (Ramona)	304.00	118.0	35,872.00
Feb 2004 adj full service to agr voided	418.00	45.1	18,851.80
Feb 2004 adj full service to agr voided (Ramona)	304.00	-45.1	-13,710.40
Feb 2004 adj full service to agr	418.00	-42.0	-17,556.00
Feb 2004 adj full service to agr (Ramona)	304.00	42.0	12,768.00
Mar 2004 adj full service to agr voided	418.00	155.7	65,082.60
Mar 2004 adj full service to agr voided (Ramona)	304.00	-155.7	-47,332.80
Mar 2004 adj full service to agr	418.00	-156.7	-65,500.60
Mar 2004 adj full service to agr (Ramona)	304.00	156.7	47,636.80
Apr 2004 adj full service to agr voided	418.00	132.3	55,301.40
Apr 2004 adj full service to agr voided (Ramona)	304.00	-132.3	-40,219.20
Apr 2004 adj full service to agr	418.00	-132.9	-55,552.20
Apr 2004 adj full service to agr (Ramona)	304.00	132.9	40,401.60
May 2004 adj full service to agr voided	418.00	309.3	129,287.40
May 2004 adj full service to agr voided (Ramona)	304.00	-309.3	-94,027.20
May 2004 adj full service to agr	418.00	-310.7	-129,872.60
May 2004 adj full service to agr (Ramona)	304.00	310.7	94,452.80
Jun 2004 adj full service to agr voided	418.00	262.7	109,808.60
Jun 2004 adj full service to agr voided (Ramona)	304.00	-262.7	-79,860.80
Jun 2004 adj full service to agr	418.00	-205.1	-85,731.80
Jun 2004 adj full service to agr (Ramona)	304.00	205.1	62,350.40
Dec 2004 adj full service to agr voided	418.00	64.1	26,793.80
Dec 2004 adj full service to agr voided (Ramona)	304.00	-64.1	-19,486.40
Mar 2005 adj full service to agr	443.00	-34.5	-15,263.50
Mar 2005 adj full service to agr (Carlsbad Municipal)	329.00	34.5	11,350.50
Mar 2005 adj full service to agr	443.00	-115.1	-50,989.30
Mar 2005 adj full service to agr (Fallbrook)	329.00	115.1	37,867.90
Mar 2005 adj full service to agr	443.00	-21.3	-8,435.90
Mar 2005 adj full service to agr (Oceanside)	329.00	21.3	7,007.70
Mar 2005 adj full service to agr	443.00	-6.5	-2,879.50
Mar 2005 adj full service to agr (Olivenhain)	329.00	6.5	2,138.50
Mar 2005 adj full service to agr	443.00	-2.2	-974.60
Mar 2005 adj full service to agr (Otay)	329.00	2.2	723.80
Mar 2005 adj full service to agr	443.00	-320.1	-141,804.30
Mar 2005 adj full service to agr (Rainbow)	329.00	320.1	105,312.90
Mar 2005 adj full service to agr	443.00	-12.7	-5,626.10
Mar 2005 adj full service to agr (Ramona)	329.00	12.7	4,178.30

Agency Name	Invoice No.	Rev.	Bill Period	Page No.	Mailed On	Due On
San Diego County Water Authority	4988	0	April 2005	4 of 8	05-10-05	06-30-05

--- ADJUSTMENT ---

	Rate Per AF	Volume AF	Amount
Mar 2005 adj full service to agr	443.00	-0.6	-265.80
Mar 2005 adj full service to agr (City of San Diego)	329.00	0.6	197.40
Mar 2005 adj full service to agr	443.00	-511.3	-226,505.90
Mar 2005 adj full service to agr (Valley Center)	329.00	511.3	168,217.70
Mar 2005 adj full service to agr	443.00	-3.0	-1,329.00
Mar 2005 adj full service to agr (Vista)	329.00	3.0	987.00
Mar 2005 adj full service to agr	443.00	-54.6	-24,187.80
Mar 2005 adj full service to agr (Vallecitos)	329.00	54.6	17,963.40
Mar 2005 adj from full service to wheeling	443.00	-20.8	-9,214.40
Mar 2005 adj from full service to wheeling (Fallbrook)	152.00	20.8	3,161.60
Mar 2005 adj from full service to wheeling (Fallbrook)	25.00	20.8	520.00
Mar 2005 adj from full service to wheeling (Fallbrook)	112.00	20.8	2,329.60
Apr 2005 adj from full service to wheeling	443.00	-195.0	-86,385.00
Apr 2005 adj from full service to wheeling (Fallbrook)	152.00	195.0	29,640.00
Apr 2005 adj from full service to wheeling (Fallbrook)	25.00	195.0	4,875.00
Apr 2005 adj from full service to wheeling (Fallbrook)	112.00	195.0	21,840.00
Adjustment Subtotal		0.0	-124,649.80
SD-07 Total		14,133.9	6,136,667.90

Meter No SD-08

Treated Domestic	Constant	Previous Reading	Current Reading	Volume (Cu. Ft.)	Rate Desc.
n/o Red Mtn. n/o Mission Rd.	100	24826560	24990216	16365600	Unbundled

--- DELIVERIES ---

	Rate Per AF	Volume AF	Amount
Tier 1 Supply Rate	73.00	375.7	27,426.10
System Access Rate	152.00	375.7	57,106.40
Water Stewardship Rate	25.00	375.7	9,392.50
System Power Rate	81.00	375.7	30,431.70
Treatment Surcharge	112.00	375.7	42,078.40
Delivery Subtotal		375.7	166,435.10
SD-08 Total		375.7	166,435.10

Meter No SD-09

Treated Domestic	Constant	Previous Reading	Current Reading	Volume (Cu. Ft.)	Rate Desc.
w/o Rainbow Glen. Rd. n/o Red Mtn.	100	5960472	6053939	9346700	Unbundled

--- DELIVERIES ---

	Rate Per AF	Volume AF	Amount
Tier 1 Supply Rate	73.00	214.6	15,665.80
System Access Rate	152.00	214.6	32,619.20
Water Stewardship Rate	25.00	214.6	5,365.00
System Power Rate	81.00	214.6	17,382.60
Treatment Surcharge	112.00	214.6	24,035.20
Delivery Subtotal		214.6	95,067.80
SD-09 Total		214.6	95,067.80

Meter No SD-11

Untreated Domestic	Constant	Previous Reading	Current Reading	Volume (Cu. Ft.)	Rate Desc.
e/o Wilt Rd. n/o Dos Ninos Ave.	10,000	10268088	10321661	535730000	Unbundled

--- DELIVERIES ---

	Rate Per AF	Volume AF	Amount
Tier 1 Supply Rate	73.00	12,298.7	897,805.10
System Access Rate	152.00	12,298.7	1,869,402.40
Water Stewardship Rate	25.00	12,298.7	307,467.50

Agency Name	Invoice No.	Rev	Bill Period	Page No.	Mailed On	Due On
San Diego County Water Authority	4988	0	April 2005	5 of 8	05-10-05	06-30-05

--- DELIVERIES ---

	Rate Per AF	Volume AF	Amount
System Power Rate	81.00	12,298.7	996,194.70
Delivery Subtotal		12,298.7	4,070,869.70

--- ADJUSTMENT ---

	Rate Per AF	Volume AF	Amount
Jul 2003 adj full service to agr	326.00	-122.2	-39,837.20
Jul 2003 adj full service to agr (Ramona)	236.00	122.2	28,839.20
Aug 2003 adj full service to agr	326.00	-92.3	-30,089.80
Aug 2003 adj full service to agr (Ramona)	236.00	92.3	21,782.80
Sep 2003 adj full service to agr	326.00	-78.1	-25,460.60
Sep 2003 adj full service to agr (Ramona)	236.00	78.1	18,431.60
Oct 2003 adj full service to agr	326.00	-8.1	-2,866.60
Oct 2003 adj full service to agr (Ramona)	236.00	9.1	2,147.60
Nov 2003 adj full service to agr voided	326.00	97.4	31,752.40
Nov 2003 adj full service to agr voided (Ramona)	236.00	-97.4	-22,986.40
Nov 2003 adj full service to agr	326.00	-93.8	-30,578.80
Nov 2003 adj full service to agr (Ramona)	236.00	93.8	22,136.80
Dec 2003 adj full service to agr voided	326.00	137.4	44,792.40
Dec 2003 adj full service to agr voided (Ramona)	236.00	-137.4	-32,426.40
Dec 2003 adj full service to agr	326.00	-120.2	-39,185.20
Dec 2003 adj full service to agr (Ramona)	236.00	120.2	28,367.20
Jan 2004 adj full service to agr voided	326.00	179.0	58,354.00
Jan 2004 adj full service to agr voided (Ramona)	236.00	-179.0	-42,244.00
Jan 2004 adj full service to agr	326.00	-180.6	-58,875.60
Jan 2004 adj full service to agr (Ramona)	236.00	180.6	42,621.60
Feb 2004 adj full service to agr voided	326.00	145.4	47,400.40
Feb 2004 adj full service to agr voided (Ramona)	236.00	-145.4	-34,314.40
Feb 2004 adj full service to agr	326.00	-122.1	-39,804.60
Feb 2004 adj full service to agr (Ramona)	236.00	122.1	28,815.60
Mar 2004 adj full service to agr voided	326.00	232.4	75,762.40
Mar 2004 adj full service to agr voided (Ramona)	236.00	-232.4	-54,846.40
Mar 2004 adj full service to agr	326.00	-234.8	-76,544.80
Mar 2004 adj full service to agr (Ramona)	236.00	234.8	55,412.80
Apr 2004 adj full service to agr voided	326.00	185.3	60,407.80
Apr 2004 adj full service to agr voided (Ramona)	236.00	-185.3	-43,730.80
Apr 2004 adj full service to agr	326.00	-187.0	-60,962.00
Apr 2004 adj full service to agr (Ramona)	236.00	187.0	44,132.00
May 2004 adj full service to agr voided	326.00	270.8	88,280.80
May 2004 adj full service to agr voided (Ramona)	236.00	-270.8	-63,908.80
May 2004 adj full service to agr	326.00	-271.8	-88,606.80
May 2004 adj full service to agr (Ramona)	236.00	271.8	64,144.80
Jun 2004 adj full service to agr voided	326.00	220.7	71,948.20
Jun 2004 adj full service to agr voided (Ramona)	236.00	-220.7	-52,085.20
Jun 2004 adj full service to agr	326.00	-172.3	-56,169.80
Jun 2004 adj full service to agr (Ramona)	236.00	172.3	40,662.80
Dec 2004 adj full service to agr voided	326.00	104.9	34,197.40
Dec 2004 adj full service to agr voided (Ramona)	236.00	-104.9	-24,756.40
Dec 2004 adj full service to surface storage - In-Lieu - (San Diego CWA) VOIDED	326.00	1,667.0	543,442.00
Dec 2004 adj full service to surface storage - In-Lieu - (San Diego CWA)	326.00	-1,676.0	-546,376.00
Jan 2005 adj full service to surface storage - Direct - (San Diego CWA) VOIDED	331.00	7,803.2	2,582,859.20
Jan 2005 adj full service to surface storage - Direct - (San Diego CWA)	331.00	-7,757.2	-2,567,633.20
Feb 2005 adj full service to agr	331.00	-9.4	-3,111.40
Feb 2005 adj full service to agr (Poway)	241.00	9.4	2,265.40
Mar 2005 adj full service to agr	331.00	-40.7	-13,471.70
Mar 2005 adj full service to agr (Escondido)	241.00	40.7	9,808.70
Mar 2005 adj full service to agr	331.00	-33.1	-10,956.10
Mar 2005 adj full service to agr (Oceanside)	241.00	33.1	7,977.10
Mar 2005 adj full service to agr	331.00	-15.5	-5,130.50
Mar 2005 adj full service to agr (Olivenhain)	241.00	15.5	3,735.50
Mar 2005 adj full service to agr	331.00	-45.8	-15,159.80
Mar 2005 adj full service to agr (Ramona)	241.00	45.8	11,037.80
Mar 2005 adj full service to agr	331.00	-4.2	-1,390.20
Mar 2005 adj full service to agr (City of San Diego)	241.00	4.2	1,012.20

Agency Name	Invoice No.	Rev.	Bill Period	Page No.	Mailed On	Due On
San Diego County Water Authority	4988	0	April 2005	6 of 8	05-10-05	06-30-05

--- ADJUSTMENT ---

	Rate Per AF	Volume AF	Amount
Mar 2005 adj full service to agr	331.00	-1.6	-529.60
Mar 2005 adj full service to agr (Santa Fe Irrigation)	241.00	1.6	385.60
Mar 2005 adj full service to agr	331.00	-7.5	-2,482.50
Mar 2005 adj full service to agr (Vista)	241.00	7.5	1,807.50
Apr 2005 adj iid to sdcwa	331.00	-2,500.0	-827,500.00
Apr 2005 adj iid to sdcwa (San Diego CWA)	258.00		645,000.00
Apr 2005 adj full service to surface storage - Direct - (San Diego CWA)	331.00	-1,269.0	-420,039.00
Adjustment Subtotal		-3,732.0	-614,439.00
SD-11 Total		8,566.7	3,456,430.70

Meter No SD-DS1

Desalted	Constant	Previous Reading	Current Reading	Volume (Cu. Ft.)	Rate Desc.
Desalted		N/A	N/A	N/A	Unbundled

--- ADJUSTMENT ---

	Rate Per AF	Volume AF	Amount
Apr 2005 lppds contribution	170.00	129.0	-21,930.00
Adjustment Subtotal		129.0	-21,930.00
SD-DS1 Total		129.0	-21,930.00

Meter No SD-GRP1

Recovered	Constant	Previous Reading	Current Reading	Volume (Cu. Ft.)	Rate Desc.
Recovered Greenbelt		N/A	N/A	N/A	Unbundled

--- ADJUSTMENT ---

	Rate Per AF	Volume AF	Amount
APR 2005 GRP	465.00	138.1	64,216.50
APR 2005 GRP	715.00		-98,741.50
Adjustment Subtotal		138.1	-34,525.00
SD-GRP1 Total		138.1	-34,525.00

Meter No SD-RCL1

Reclaimed	Constant	Previous Reading	Current Reading	Volume (Cu. Ft.)	Rate Desc.
Reclaimed		N/A	N/A	N/A	Unbundled

--- ADJUSTMENT ---

	Rate Per AF	Volume AF	Amount
Apr 2005 lrp contribution	250.00	31.4	-7,850.00
Adjustment Subtotal		31.4	-7,850.00
SD-RCL1 Total		31.4	-7,850.00

Meter No SD-RCL10

Reclaimed	Constant	Previous Reading	Current Reading	Volume (Cu. Ft.)	Rate Desc.
No Address 1		N/A	N/A	N/A	Unbundled

--- ADJUSTMENT ---

	Rate Per AF	Volume AF	Amount
Mar 2005 contribution	200.00	103.5	-20,700.00
Adjustment Subtotal		103.5	-20,700.00
SD-RCL10 Total		103.5	-20,700.00

Agency Name	Invoice No.	Rev.	Bill Period	Page No.	Mailed On	Due On
San Diego County Water Authority	4988	0	April 2005	7 of 8	05-10-05	06-30-05

Meter No SD-RCL11

Reclaimed	Constant	Previous Reading	Current Reading	Volume (Cu. Ft.)	Rate Desc.
Reclaimed		N/A	N/A	N/A	Unbundled

--- ADJUSTMENT ---			Rate Per AF	Volume AF	Amount
Apr 2005 contribution			250.00	3.1	-775.00
Adjustment Subtotal				3.1	-775.00
SD-RCL11 Total				3.1	-775.00

Meter No SD-RCL12

Reclaimed	Constant	Previous Reading	Current Reading	Volume (Cu. Ft.)	Rate Desc.
Reclaimed		N/A	N/A	N/A	Unbundled

--- ADJUSTMENT ---			Rate Per AF	Volume AF	Amount
Mar 2005 lrp contribution			250.00	7.6	-1,900.00
Adjustment Subtotal				7.6	-1,900.00
SD-RCL12 Total				7.6	-1,900.00

Meter No SD-RCL13

Reclaimed	Constant	Previous Reading	Current Reading	Volume (Cu. Ft.)	Rate Desc.
Reclaimed		N/A	N/A	N/A	Unbundled

--- ADJUSTMENT ---			Rate Per AF	Volume AF	Amount
Apr 2005 contribution			250.00	106.1	-26,525.00
Adjustment Subtotal				106.1	-26,525.00
SD-RCL13 Total				106.1	-26,525.00

Meter No SD-RCL14

Reclaimed	Constant	Previous Reading	Current Reading	Volume (Cu. Ft.)	Rate Desc.
Reclaimed		N/A	N/A	N/A	Unbundled

--- ADJUSTMENT ---			Rate Per AF	Volume AF	Amount
Apr 2005 contribution			234.00	7.2	-1,684.80
Adjustment Subtotal				7.2	-1,684.80
SD-RCL14 Total				7.2	-1,684.80

Meter No SD-RCL15

Reclaimed	Constant	Previous Reading	Current Reading	Volume (Cu. Ft.)	Rate Desc.
Reclaimed		N/A	N/A	N/A	Unbundled

--- ADJUSTMENT ---			Rate Per AF	Volume AF	Amount
Apr 2005 contribution			150.00	19.9	-2,985.00
Adjustment Subtotal				19.9	-2,985.00
SD-RCL15 Total				19.9	-2,985.00

Agency Name	Invoice No.	Rev.	Bill Period	Page No.	Mailed On	Due On
San Diego County Water Authority	4988	0	April 2005	8 of 8	05-10-05	06-30-05

Meter No SD-RCL6

Reclaimed	Constant	Previous Reading	Current Reading	Volume (Cu. Ft.)	Rate Desc.
Reclaimed		N/A	N/A	N/A	Unbundled

--- ADJUSTMENT ---

	Rate Per AF	Volume AF	Amount
Mar 2005 lrp contribution	250.00	21.6	-5,400.00
Adjustment Subtotal		21.6	-5,400.00
SD-RCL6 Total		21.6	-5,400.00

Meter No SD-RCL8

Reclaimed	Constant	Previous Reading	Current Reading	Volume (Cu. Ft.)	Rate Desc.
Reclaimed		N/A	N/A	N/A	Unbundled

--- ADJUSTMENT ---

	Rate Per AF	Volume AF	Amount
Mar 2005 lrp contribution	200.00	26.5	-5,300.00
Adjustment Subtotal		26.5	-5,300.00
SD-RCL8 Total		26.5	-5,300.00

Meter No SD-RCL9

Reclaimed	Constant	Previous Reading	Current Reading	Volume (Cu. Ft.)	Rate Desc.
		N/A	N/A	N/A	Unbundled

--- ADJUSTMENT ---

	Rate Per AF	Volume AF	Amount
APR 2005 LPPRE	113.00	13.5	1,525.50
APR 2005 LPPRE	267.00		-3,604.50
Adjustment Subtotal		13.5	-2,079.00
SD-RCL9 Total		13.5	-2,079.00

Meter No SDTJ-01A

Treated Domestic	Constant	Previous Reading	Current Reading	Volume (Cu. Ft.)	Rate Desc.
San Diego-Tijuana	133.68	113757	113757	0	Unbundled

--- DELIVERIES ---

	Rate Per AF	Volume AF	Amount
Delivery Subtotal		0.0	0.00
SDTJ-01A Total		0.0	0.00

--- OTHER CHARGES AND CREDITS ---

	Amount
Conservation Ag.# 55708	-299,026.00
Capacity Charge for current calendar year	4,406,400.00
Readiness to Serve Charge for current fiscal year	4,885,589.00
Readiness to Serve Charge adjustment for prior fiscal year 2003-2004	372,321.00
Tier 2 Surcharge adjustment for prior calendar year 2003	-9,849.60
Tier 2 Surcharge adjustment for prior calendar year 2004	23,692.50

VOLUME TOTAL	INVOICE TOTAL
42,073.4	\$25,887,551.60

This invoice was printed on 5/6/2005 at 5:52:07AM



MWD
METROPOLITAN WATER DISTRICT OF SOUTHERN CALIFORNIA
 700 North Alameda Street
 Los Angeles, CA, 90012-2944

INVOICE**Billed To:**

San Diego County Water Authority

**Service Address**

4677 Overland Avenue
 San Diego, Ca. 92123-1233

May 2005	Page No. 1 of 2
Mailed: 06/10/2005	Due Date: 07/29/2005
Invoice Number: 5016	Revision: 0

NOTICE

The MWD Administrative Code Section 4507 and 4508 require that payment must be made in "Good Funds" by the due date or the payment will be considered delinquent and an additional charge shall be assessed.

DELIVERIES

	Volume (AF)
Total Water Treated Delivered	24,433.2
Total Water Untreated Delivered	26,385.0

SALES

	Type	Volume (AF)	Rate (\$ /AF)	Total (\$)
Full Service	Tier 1 Supply Rate	26,644.7	\$73.00	\$1,945,063.10
	System Access Rate	26,644.7	\$152.00	\$4,049,994.40
	Water Stewardship Rate	26,644.7	\$25.00	\$666,117.50
	System Power Rate	26,644.7	\$81.00	\$2,158,220.70
	Treatment Surcharge	19,068.0	\$112.00	\$2,135,616.00
Adjust Full Service Prior Rates				
Certification(s) for 200401 to 200412 for Domestic	Treated	-8.7	\$418.00	(\$3,636.60)
	Untreated	-0.3	\$326.00	(\$97.80)
IAWP	Treated	5,444.1		\$1,791,016.40
	Untreated	412.6		\$99,435.10
SUBTOTAL				\$12,841,728.80

WATER MANAGEMENT

	Volume (AF)	Total (\$)
Local Resource Programs	1,289.3	(\$280,668.20)
SUBTOTAL		(\$280,668.20)

EXCHANGES, WHEELING, AND OTHER DELIVERIES

IID San Diego Exchange UnTreated	2,500.0	\$645,000.00
		\$645,000.00

OTHER CHARGES AND CREDITS

		Rate (\$ /AF)	
Conservation Credit			(\$122,047.00)
Tier 2 Surcharge for 2004	9.0	\$81.00	(\$729.00)
SUBTOTAL			(\$122,776.00)

ADDITIONAL INFORMATION

	Volume (AF)	Tier1 %	Peak Day	Flow (CFS)
Purchase Order Commitment (Jan 2003 to Dec 2012)	3,342,570.6			
Purchase Order Firm Delivery To Date (Jan 2003 to Dec 2012)	1,188,805.8			
Tier 1 Annual Limit (For Current Year)	501,385.6			
Tier 1 YTD Deliveries (For Current Year)	131,538.0	26.0		
Tier 1 Current Month Deliveries	26,644.7			
Capacity Charge			5/29/2002	1,296.0
Annual Peak Flow			5/21/2005	1,074.0
Summer Peak Flow			5/21/2005	1,074.0

MWD2010-00274803

Agency Name	Invoice No.	Rev.	Bill Period	Page No.	Mailed On	Due On
San Diego County Water Authority	5016	0	May 2005	2 of 2	06-10-05	07-29-05

INVOICE TOTAL

Volume AF
33,781.7

Amount Now Due
\$13,083,284.60

Note: Amount Due is based on highlighted fields



MWD
 METROPOLITAN WATER DISTRICT OF SOUTHERN CALIFORNIA
 700 North Alameda Street
 Los Angeles, CA, 90012-2944

INVOICE DETAIL

NOTICE

The MWD Administrative Code Section 4507 and 4508 require that payment must be made in "Good Funds" by the due date or the payment will be considered delinquent and an additional charge shall be assessed.

IN ACCORDANCE WITH READINGS AND BILLING DATA LISTED BELOW

Agency Name	Invoice No.	Rev.	Bill Period	Page No.	Mailed On	Due On
San Diego County Water Authority	5016	0	May 2005	1 of 7	06-10-05	07-29-05

Meter No CM-10

Treated	Constant	Previous Reading	Current Reading	Volume (Cu. Ft.)	Rate Desc
Treated Domestic		0	0	0	Unbundled

--- ADJUSTMENT ---

	Rate Per AF	Volume AF	Amount
MAY 2005 - OC to SD Transfer	443.00	78.2	34,642.60
Adjustment Subtotal		78.2	34,642.60
CM-10 Total		78.2	34,642.60

Meter No SD-01A

Treated Domestic	Constant	Previous Reading	Current Reading	Volume (Cu. Ft.)	Rate Desc
Rainbow Cyn. Rd. e/o Frontage Rd.	1,000	16728782	16883394	154612000	Unbundled

--- DELIVERIES ---

	Rate Per AF	Volume AF	Amount
Tier 1 Supply Rate	73.00	3,549.4	259,106.20
System Access Rate	152.00	3,549.4	539,508.80
Water Stewardship Rate	25.00	3,549.4	88,735.00
System Power Rate	81.00	3,549.4	287,501.40
Treatment Surcharge	112.00	3,549.4	397,532.80
Delivery Subtotal		3,549.4	1,572,384.20
SD-01A Total		3,549.4	1,572,384.20

Meter No SD-01B

Treated Domestic	Constant	Previous Reading	Current Reading	Volume (Cu. Ft.)	Rate Desc
Rainbow Cyn. Rd. e/o Frontage Rd.	1,000	16286596	16440136	153540000	Unbundled

--- DELIVERIES ---

	Rate Per AF	Volume AF	Amount
Tier 1 Supply Rate	73.00	3,524.8	257,310.40
System Access Rate	152.00	3,524.8	535,769.60
Water Stewardship Rate	25.00	3,524.8	88,120.00
System Power Rate	81.00	3,524.8	285,508.80
Treatment Surcharge	112.00	3,524.8	394,777.60
Delivery Subtotal		3,524.8	1,561,486.40
SD-01B Total		3,524.8	1,561,486.40

Agency Name	Invoice No.	Rev.	Bill Period	Page No.	Mailed On	Due On
San Diego County Water Authority	5016	0	May 2005	2 of 7	06-10-05	07-29-05

Meter No SD-02

Treated Domestic	Constant	Previous Reading	Current Reading	Volume (Cu. Ft.)	Rate Desc.
w/o Rainbow Glen Rd.	100	14785645	14940679	15503400	Unbundled

--- DELIVERIES ---

	Rate Per AF	Volume AF	Amount
Tier 1 Supply Rate	73.00	355.9	25,980.70
System Access Rate	152.00	355.9	54,096.80
Water Stewardship Rate	25.00	355.9	8,897.50
System Power Rate	81.00	355.9	28,827.90
Treatment Surcharge	112.00	355.9	39,860.80
Delivery Subtotal		355.9	157,663.70
SD-02 Total		355.9	157,663.70

Meter No SD-03

Untreated Domestic	Constant	Previous Reading	Current Reading	Volume (Cu. Ft.)	Rate Desc.
Rainbow Cyn. Rd. e/o Frontage Rd.	1.000	49604484	50130608	526124000	Unbundled

--- DELIVERIES ---

	Rate Per AF	Volume AF	Amount
Tier 1 Supply Rate	73.00	12,078.1	881,701.30
System Access Rate	152.00	12,078.1	1,835,871.20
Water Stewardship Rate	25.00	12,078.1	301,952.50
System Power Rate	81.00	12,078.1	978,326.10
Delivery Subtotal		12,078.1	3,997,851.10
SD-03 Total		12,078.1	3,997,851.10

Meter No SD-05

Treated Domestic	Constant	Previous Reading	Current Reading	Volume (Cu. Ft.)	Rate Desc.
s/o Reche Rd. w/o Wilt Rd.	100	3871418	3965431	9401300	Unbundled

--- DELIVERIES ---

	Rate Per AF	Volume AF	Amount
Tier 1 Supply Rate	73.00	215.8	15,753.40
System Access Rate	152.00	215.8	32,801.60
Water Stewardship Rate	25.00	215.8	5,395.00
System Power Rate	81.00	215.8	17,479.80
Treatment Surcharge	112.00	215.8	24,169.60
Delivery Subtotal		215.8	95,599.40
SD-05 Total		215.8	95,599.40

Meter No SD-07

Treated Domestic	Constant	Previous Reading	Current Reading	Volume (Cu. Ft.)	Rate Desc.
e/o Wilt Rd. n/o Dos Ninos Ave.	1.000	87091128	87798248	707120000	Unbundled

--- DELIVERIES ---

	Rate Per AF	Volume AF	Amount
Tier 1 Supply Rate	73.00	16,233.2	1,185,023.60
System Access Rate	152.00	16,233.2	2,467,446.40
Water Stewardship Rate	25.00	16,233.2	405,830.00
System Power Rate	81.00	16,233.2	1,314,889.20
Treatment Surcharge	112.00	16,233.2	1,818,118.40
Delivery Subtotal		16,233.2	7,191,307.60

--- ADJUSTMENT ---

	Rate Per AF	Volume AF	Amount
Jul 2004 adj full service to agr voided	418.00	527.7	220,578.60

Agency Name	Invoice No.	Rev.	Bill Period	Page No.	Mailed On	Due On
San Diego County Water Authority	5016	0	May 2005	3 of 7	06-10-05	07-29-05

--- ADJUSTMENT ---

	Rate Per AF	Volume AF	Amount
Jul 2004 adj full service to agr voided (Ramona)	304.00	-527.7	-160,420.80
Jul 2004 adj full service to agr	418.00	-529.4	-221,289.20
Jul 2004 adj full service to agr (Ramona)	304.00	529.4	160,937.60
Aug 2004 adj full service to agr voided	418.00	509.6	213,012.80
Aug 2004 adj full service to agr voided (Ramona)	304.00	-509.6	-154,918.40
Aug 2004 adj full service to agr	418.00	-507.3	-212,051.40
Aug 2004 adj full service to agr (Ramona)	304.00	507.3	154,219.20
Sep 2004 adj full service to agr voided	418.00	576.0	240,768.00
Sep 2004 adj full service to agr voided (Ramona)	304.00	-576.0	-175,104.00
Sep 2004 adj full service to agr	418.00	-580.3	-242,565.40
Sep 2004 adj full service to agr (Ramona)	304.00	580.3	176,411.20
Dec 2004 adj full service to surface storage - Direct - (San Diego CWA)	418.00	-5.0	-2,090.00
Jan 2005 adj full service to surface storage - Direct - (San Diego CWA)	443.00	-2.0	-886.00
Feb 2005 adj full service to surface storage - Direct - (San Diego CWA)	443.00	-1.0	-443.00
Mar 2005 adj full service to agr	443.00	-2.3	-1,018.90
Mar 2005 adj full service to agr (Padre Dam)	329.00	2.3	756.70
Mar 2005 adj full service to agr	443.00	-22.2	-9,834.60
Mar 2005 adj full service to agr (Rincon)	329.00	22.2	7,303.80
Apr 2005 adj full service to agr	443.00	-72.4	-32,073.20
Apr 2005 adj full service to agr (Carlsbad Municipal)	329.00	72.4	23,819.60
Apr 2005 adj full service to agr	443.00	-79.0	-34,997.00
Apr 2005 adj full service to agr (Oceanside)	329.00	79.0	25,991.00
Apr 2005 adj full service to agr	443.00	-2.3	-1,018.90
Apr 2005 adj full service to agr (City of San Diego)	329.00	2.3	756.70
Apr 2005 adj full service to agr	443.00	-576.5	-255,389.50
Apr 2005 adj full service to agr (Fallbrook)	329.00	576.5	189,668.50
Apr 2005 adj full service to agr	443.00	-17.9	-7,929.70
Apr 2005 adj full service to agr (Olivenhain)	329.00	17.9	5,889.10
Apr 2005 adj full service to agr	443.00	-5.2	-2,303.60
Apr 2005 adj full service to agr (Otay)	329.00	5.2	1,710.80
Apr 2005 adj full service to agr	443.00	-25.3	-11,207.90
Apr 2005 adj full service to agr (Padre Dam)	329.00	25.3	8,323.70
Apr 2005 adj full service to agr	443.00	-1,490.3	-660,202.90
Apr 2005 adj full service to agr (Rainbow)	329.00	1,490.3	490,308.70
Apr 2005 adj full service to agr	443.00	-325.4	-144,152.20
Apr 2005 adj full service to agr (Ramona)	329.00	325.4	107,056.60
Apr 2005 adj full service to agr	443.00	-46.5	-20,599.50
Apr 2005 adj full service to agr (Rincon)	329.00	46.5	15,298.50
Apr 2005 adj full service to agr	443.00	-0.3	-132.90
Apr 2005 adj full service to agr (Santa Fe Irrigation)	329.00	0.3	98.70
Apr 2005 adj full service to agr	443.00	-98.1	-43,458.30
Apr 2005 adj full service to agr (Vallecitos)	329.00	98.1	32,274.90
Apr 2005 adj full service to agr	443.00	-48.2	-21,352.60
Apr 2005 adj full service to agr (Vista)	329.00	48.2	15,857.80
Apr 2005 adj full service to agr	443.00	-86.0	-38,098.00
Apr 2005 adj full service to agr (Yuima)	329.00	86.0	28,294.00
Apr 2005 adj full service to agr	443.00	-2,542.5	-1,126,327.50
Apr 2005 adj full service to agr (Valley Center)	329.00	2,542.5	836,482.50
Adjustment Subtotal		-8.0	-624,046.40
SD-07 Total		16,225.2	6,567,261.20

Meter No SD-08

Treated Domestic	Constant	Previous Reading	Current Reading	Volume (Cu. Ft.)	Rate Desc.
n/o Red Mtn n/o Mission Rd.	100	24990216	25174784	18456800	Unbundled

--- DELIVERIES ---

	Rate Per AF	Volume AF	Amount
Tier 1 Supply Rate	73.00	423.7	30,930.10
System Access Rate	152.00	423.7	64,402.40
Water Stewardship Rate	25.00	423.7	10,592.50
System Power Rate	81.00	423.7	34,319.70

Agency Name	Invoice No.	Rev	Bill Period	Page No.	Mailed On	Due On
San Diego County Water Authority	5016	0	May 2005	4 of 7	06-10-05	07-29-05

--- DELIVERIES ---

	Rate Per AF	Volume AF	Amount
Treatment Surcharge	112.00	423.7	47,454.40
Delivery Subtotal		423.7	187,699.10
SD-08 Total		423.7	187,699.10

Meter No SD-09

Treated Domestic	Constant	Previous Reading	Current Reading	Volume (Cu. Ft.)	Rate Desc.
w/o Rainbow Glen. Rd. n/o Red Mtn.	100	6053939	6110736	5679700	Unbundled

--- DELIVERIES ---

	Rate Per AF	Volume AF	Amount
Tier 1 Supply Rate	73.00	130.4	9,519.20
System Access Rate	152.00	130.4	19,820.80
Water Stewardship Rate	25.00	130.4	3,260.00
System Power Rate	81.00	130.4	10,562.40
Treatment Surcharge	112.00	130.4	14,604.80
Delivery Subtotal		130.4	57,767.20
SD-09 Total		130.4	57,767.20

Meter No SD-11

Untreated Domestic	Constant	Previous Reading	Current Reading	Volume (Cu. Ft.)	Rate Desc.
e/o Wilt Rd. n/o Dos Ninos Ave.	10,000	10321661	10383982	623210000	Unbundled

--- DELIVERIES ---

	Rate Per AF	Volume AF	Amount
Tier 1 Supply Rate	73.00	14,306.9	1,044,403.70
System Access Rate	152.00	14,306.9	2,174,648.80
Water Stewardship Rate	25.00	14,306.9	357,672.50
System Power Rate	81.00	14,306.9	1,158,858.90
Delivery Subtotal		14,306.9	4,735,583.90

--- ADJUSTMENT ---

	Rate Per AF	Volume AF	Amount
Jul 2004 adj full service to agr voided	326.00	54.1	17,636.60
Jul 2004 adj full service to agr voided (Ramona)	236.00	-54.1	-12,767.60
Jul 2004 adj full service to agr	326.00	-54.3	-17,701.80
Jul 2004 adj full service to agr (Ramona)	236.00	54.3	12,814.80
Sep 2004 adj full service to agr voided	326.00	14.5	4,727.00
Sep 2004 adj full service to agr voided (Ramona)	236.00	-14.5	-3,422.00
Sep 2004 adj full service to agr	326.00	-14.6	-4,759.60
Sep 2004 adj full service to agr (Ramona)	236.00	14.6	3,445.60
Jan 2005 adj full service to surface storage - Direct - (San Diego CWA) VOIDED	331.00	7,757.2	2,567,633.20
Jan 2005 adj full service to surface storage - Direct - (San Diego CWA)	331.00	-7,033.2	-2,327,989.20
Feb 2005 adj full service to surface storage - Direct - (San Diego CWA) VOIDED	331.00	1,635.0	541,185.00
Feb 2005 adj full service to surface storage - Direct - (San Diego CWA)	331.00	-1,598.0	-528,938.00
Mar 2005 adj full service to agr	331.00	-13.3	-4,402.30
Mar 2005 adj full service to agr (Poway)	241.00	13.3	3,205.30
Mar 2005 adj full service to surface storage - Direct - (San Diego CWA)	331.00	-664.0	-219,784.00
Apr 2005 adj full service to agr	331.00	-87.5	-28,962.50
Apr 2005 adj full service to agr (Escondido)	241.00	87.5	21,087.50
Apr 2005 adj full service to agr	331.00	-106.1	-35,119.10
Apr 2005 adj full service to agr (Oceanside)	241.00	106.1	25,570.10
Apr 2005 adj full service to agr	331.00	-8.6	-2,846.60
Apr 2005 adj full service to agr (City of San Diego)	241.00	8.6	2,072.60
Apr 2005 adj full service to agr	331.00	-53.1	-17,576.10
Apr 2005 adj full service to agr (Olivenhain)	241.00	53.1	12,797.10
Apr 2005 adj full service to agr	331.00	-98.5	-32,803.50
Apr 2005 adj full service to agr (Ramona)	241.00	98.5	23,738.50
Apr 2005 adj full service to agr	331.00	-3.0	-993.00
Apr 2005 adj full service to agr (Santa Fe Irrigation)	241.00	3.0	723.00

Agency Name	Invoice No.	Rev.	Bill Period	Page No.	Mailed On	Due On
San Diego County Water Authority	5016	0	May 2005	5 of 7	06-10-05	07-29-05

--- ADJUSTMENT ---

	Rate Per AF	Volume AF	Amount
Apr 2005 adj full service to agr	331.00	-42.2	-13,968.20
Apr 2005 adj full service to agr (Vista)	241.00	42.2	10,170.20
Apr 2005 adj full service to surface storage - Direct - (San Diego CWA) VOIDED	331.00	1,269.0	420,039.00
Apr 2005 adj full service to surface storage - Direct - (San Diego CWA)	331.00	-1,683.0	-557,073.00
Apr 2005 adj full service to surface storage - In-Lieu - (San Diego CWA)	331.00	-6,425.0	-2,126,675.00
May 2005 adj exch iid to sdcwa	331.00	-2,500.0	-827,500.00
May 2005 adj exch iid to sdcwa (San Diego CWA)	258.00		645,000.00
May 2005 adj full service to surface storage - Direct - (San Diego CWA)	331.00	-3,398.0	-1,124,738.00
May 2005 adj full service to surface storage - In-Lieu - (San Diego CWA)	331.00	-5,756.0	-1,905,236.00
Adjustment Subtotal		-18,396.0	-5,481,210.00
SD-11 Total		-4,089.1	-745,626.10

Meter No SD-DS1

Desalted	Constant	Previous Reading	Current Reading	Volume (Cu. Ft.)	Rate Desc.
Desalted		N/A	N/A	N/A	Unbundled

--- ADJUSTMENT ---

	Rate Per AF	Volume AF	Amount
May 2005 lppds contribution	170.00	198.1	-33,677.00
Adjustment Subtotal		198.1	-33,677.00
SD-DS1 Total		198.1	-33,677.00

Meter No SD-GRP1

Recovered	Constant	Previous Reading	Current Reading	Volume (Cu. Ft.)	Rate Desc.
Recovered Greenbelt		N/A	N/A	N/A	Unbundled

--- ADJUSTMENT ---

	Rate Per AF	Volume AF	Amount
MAY 2005 GRP	465.00	286.2	133,083.00
MAY 2005 GRP	715.00		-204,633.00
Adjustment Subtotal		286.2	-71,550.00
SD-GRP1 Total		286.2	-71,550.00

Meter No SD-RCL1

Reclaimed	Constant	Previous Reading	Current Reading	Volume (Cu. Ft.)	Rate Desc.
Reclaimed		N/A	N/A	N/A	Unbundled

--- ADJUSTMENT ---

	Rate Per AF	Volume AF	Amount
May 2005 lrp contribution	250.00	33.3	-8,325.00
Adjustment Subtotal		33.3	-8,325.00
SD-RCL1 Total		33.3	-8,325.00

Meter No SD-RCL10

Reclaimed	Constant	Previous Reading	Current Reading	Volume (Cu. Ft.)	Rate Desc.
No Address 1		N/A	N/A	N/A	Unbundled

--- ADJUSTMENT ---

	Rate Per AF	Volume AF	Amount
Apr 2005 contribution	200.00	269.0	-53,800.00
Adjustment Subtotal		269.0	-53,800.00

Agency Name	Invoice No.	Rev.	Bill Period	Page No.	Mailed On	Due On
San Diego County Water Authority	5016	0	May 2005	6 of 7	06-10-05	07-29-05

SD-RCL10 Total 269.0 -53,800.00

Meter No SD-RCL11

Reclaimed	Constant	Previous Reading	Current Reading	Volume (Cu. Ft.)	Rate Desc.
Reclaimed		N/A	N/A	N/A	Unbundled

--- ADJUSTMENT ---

	Rate Per AF	Volume AF	Amount
May 2005 contribution	250.00	29.6	-7,400.00
Adjustment Subtotal		<u>29.6</u>	<u>-7,400.00</u>
SD-RCL11 Total		29.6	-7,400.00

Meter No SD-RCL12

Reclaimed	Constant	Previous Reading	Current Reading	Volume (Cu. Ft.)	Rate Desc.
Reclaimed		N/A	N/A	N/A	Unbundled

--- ADJUSTMENT ---

	Rate Per AF	Volume AF	Amount
Apr 2005 lrp contribution	250.00	22.0	-5,500.00
Adjustment Subtotal		<u>22.0</u>	<u>-5,500.00</u>
SD-RCL12 Total		22.0	-5,500.00

Meter No SD-RCL13

Reclaimed	Constant	Previous Reading	Current Reading	Volume (Cu. Ft.)	Rate Desc.
Reclaimed		N/A	N/A	N/A	Unbundled

--- ADJUSTMENT ---

	Rate Per AF	Volume AF	Amount
May 2005 contribution	250.00	140.9	-35,225.00
Adjustment Subtotal		<u>140.9</u>	<u>-35,225.00</u>
SD-RCL13 Total		140.9	-35,225.00

Meter No SD-RCL14

Reclaimed	Constant	Previous Reading	Current Reading	Volume (Cu. Ft.)	Rate Desc.
Reclaimed		N/A	N/A	N/A	Unbundled

--- ADJUSTMENT ---

	Rate Per AF	Volume AF	Amount
May 2005 contribution	234.00	10.4	-2,433.60
Adjustment Subtotal		<u>10.4</u>	<u>-2,433.60</u>
SD-RCL14 Total		10.4	-2,433.60

Meter No SD-RCL15

Reclaimed	Constant	Previous Reading	Current Reading	Volume (Cu. Ft.)	Rate Desc.
Reclaimed		N/A	N/A	N/A	Unbundled

--- ADJUSTMENT ---

	Rate Per AF	Volume AF	Amount
May 2005 contribution	150.00	51.3	-7,695.00
Adjustment Subtotal		<u>51.3</u>	<u>-7,695.00</u>
SD-RCL15 Total		51.3	-7,695.00

Agency Name	Invoice No.	Rev.	Bill Period	Page No.	Mailed On	Due On
San Diego County Water Authority	5016	0	May 2005	7 of 7	06-10-05	07-29-05

Meter No SD-RCL6

Reclaimed	Constant	Previous Reading	Current Reading	Volume (Cu. Ft.)	Rate Desc.
Reclaimed		N/A	N/A	N/A	Unbundled

--- ADJUSTMENT ---

	Rate Per AF	Volume AF	Amount
Apr 2005 lrp contribution	250.00	125.1	-31,275.00
Adjustment Subtotal		125.1	-31,275.00
SD-RCL6 Total		125.1	-31,275.00

Meter No SD-RCL8

Reclaimed	Constant	Previous Reading	Current Reading	Volume (Cu. Ft.)	Rate Desc.
Reclaimed		N/A	N/A	N/A	Unbundled

--- ADJUSTMENT ---

	Rate Per AF	Volume AF	Amount
Apr 2005 lrp contribution	200.00	104.0	-20,800.00
Adjustment Subtotal		104.0	-20,800.00
SD-RCL8 Total		104.0	-20,800.00

Meter No SD-RCL9

Reclaimed	Constant	Previous Reading	Current Reading	Volume (Cu. Ft.)	Rate Desc.
		N/A	N/A	N/A	Unbundled

--- ADJUSTMENT ---

	Rate Per AF	Volume AF	Amount
MAY 2005 LPPRE	113.00	19.4	2,192.20
MAY 2005 LPPRE	267.00		-5,179.80
Adjustment Subtotal		19.4	-2,987.60
SD-RCL9 Total		19.4	-2,987.60

Meter No SDTJ-01A

Treated Domestic	Constant	Previous Reading	Current Reading	Volume (Cu. Ft.)	Rate Desc.
San Diego-Tijuana	133.68	113757	113757	0	Unbundled

--- DELIVERIES ---

	Rate Per AF	Volume AF	Amount
Delivery Subtotal		0.0	0.00
SDTJ-01A Total		0.0	0.00

--- OTHER CHARGES AND CREDITS ---

	Amount
Conservation Ag.# 55708	-122,047.00
Tier 2 Surcharge adjustment for prior calendar year 2004	-729.00

VOLUME TOTAL	INVOICE TOTAL
33,781.7	\$13,083,284.60

This invoice was printed on 6/7/2005 at 1:41:37PM



MWD
 METROPOLITAN WATER DISTRICT OF SOUTHERN CALIFORNIA
 700 North Alameda Street
 Los Angeles, CA, 90012-2944

INVOICE

Billed To:
 San Diego County Water Authority



Service Address
 4677 Overland Avenue
 San Diego, Ca. 92123-1233

June 2005	Page No. 1 of 2
Mailed: 07/08/2005	Due Date: 08/31/2005
Invoice Number: 5044	Revision: 0

NOTICE

The MWD Administrative Code Section 4507 and 4508 require that payment must be made in "Good Funds" by the due date or the payment will be considered delinquent and an additional charge shall be assessed.

DELIVERIES	Volume (AF)
Total Water Treated Delivered	26,447.3
Total Water Untreated Delivered	25,279.5

SALES	Type	Volume (AF)	Rate (\$ /AF)	Total (\$)
Full Service	Tier 1 Supply Rate	41,226.0	\$73.00	\$3,009,498.00
	System Access Rate	41,226.0	\$152.00	\$6,266,352.00
	Water Stewardship Rate	41,226.0	\$25.00	\$1,030,650.00
	System Power Rate	41,226.0	\$81.00	\$3,339,306.00
	Treatment Surcharge	18,780.9	\$112.00	\$2,103,460.80
Adjust Full Service Prior Rates:				
Certification(s) for 200401 to 200412 for Domestic	Treated	393.6	\$418.00	\$164,524.80
	Untreated	11.6	\$326.00	\$3,781.60
IAWP	Treated	7,333.9		\$2,422,693.10
	Untreated	697.8		\$168,242.80
SUBTOTAL				\$18,508,509.10

MISCELLANEOUS SALES	Volume (AF)	Total (\$)
Surface Storage Operating Agreement - Untreated, Scheduled	9,204.6	\$2,402,400.60
		\$2,402,400.60

WATER MANAGEMENT	Volume (AF)	Total (\$)
Local Resource Programs	1,218.4	(\$257,957.40)
SUBTOTAL		(\$257,957.40)

EXCHANGES, WHEELING, AND OTHER DELIVERIES	Volume (AF)	Total (\$)
IID San Diego Exchange UnTreated	2,500.0	\$645,000.00
		\$645,000.00

OTHER CHARGES AND CREDITS	Volume (AF)	Rate (\$ /AF)	Total (\$)
Conservation Credit			(\$135,616.00)
Tier 2 Surcharge for 2003	12.2	\$81.00	(\$988.20)
Tier 2 Surcharge for 2004	405.2	\$81.00	\$32,821.20
SUBTOTAL			(\$103,783.00)



MWD
 METROPOLITAN WATER DISTRICT OF SOUTHERN CALIFORNIA
 700 North Alameda Street
 Los Angeles, CA, 90012-2944

INVOICE

Billed To:
 San Diego County Water Authority



Service Address
 4677 Overland Avenue
 San Diego, Ca. 92123-1233

June 2005	Page No. 2 of 2
Mailed: 07/08/2005	Due Date: 08/31/2005
Invoice Number: 5044	Revision: 0

NOTICE

The MWD Administrative Code Section 4507 and 4508 require that payment must be made in "Good Funds" by the due date or the payment will be considered delinquent and an additional charge shall be assessed.

ADDITIONAL INFORMATION	Volume (AF)	Tier1 %	Peak Day	Flow (CFS)
Purchase Order Commitment (Jan 2003 to Dec 2012)	3,342,570.6			
Purchase Order Firm Delivery To Date (Jan 2003 to Dec 2012)	1,239,629.4			
Tier 1 Annual Limit (For Current Year)	501,385.6			
Tier 1 YTD Deliveries (For Current Year)	181,968.6	36.0		
Tier 1 Current Month Deliveries	50,430.6			
Capacity Charge			5/29/2002	1,296.0
Annual Peak Flow			5/21/2005	1,074.0
Summer Peak Flow			5/21/2005	1,074.0

INVOICE TOTAL

Volume AF
60,085.9

Amount Now Due
\$21,194,169.30

Note: Amount Due is based on highlighted fields



MWD
 METROPOLITAN WATER DISTRICT OF SOUTHERN CALIFORNIA
 700 North Alameda Street
 Los Angeles, CA, 90012-2944

INVOICE DETAIL

NOTICE

The MWD Administrative Code Section 4507 and 4508 require that payment must be made in "Good Funds" by the due date or the payment will be considered delinquent and an additional charge shall be assessed.

IN ACCORDANCE WITH READINGS AND BILLING DATA LISTED BELOW

Agency Name	Invoice No.	Rev.	Bill Period	Page No.	Mailed On	Due On
San Diego County Water Authority	5044	0	June 2005	1 of 8	07-08-05	08-31-05

Meter No CM-10

Treated	Constant	Previous Reading	Current Reading	Volume (Cu. Ft.)	Rate Desc
Treated Domestic		0	0	0	Unbundled

--- ADJUSTMENT ---

	Rate Per AF	Volume AF	Amount
JUN 2005 - OC to SD transfer.	443.00	68.1	30,168.30
Adjustment Subtotal		68.1	30,168.30
CM-10 Total		68.1	30,168.30

Meter No SD-01A

Treated Domestic	Constant	Previous Reading	Current Reading	Volume (Cu. Ft.)	Rate Desc
Rainbow Cyn. Rd. e/o Frontage Rd.	1,000	16883394	17058716	175322000	Unbundled

--- DELIVERIES ---

	Rate Per AF	Volume AF	Amount
Tier 1 Supply Rate	73.00	4,024.8	293,810.40
System Access Rate	152.00	4,024.8	611,769.60
Water Stewardship Rate	25.00	4,024.8	100,620.00
System Power Rate	81.00	4,024.8	326,008.80
Treatment Surcharge	112.00	4,024.8	450,777.60
Delivery Subtotal		4,024.8	1,782,986.40
SD-01A Total		4,024.8	1,782,986.40

Meter No SD-01B

Treated Domestic	Constant	Previous Reading	Current Reading	Volume (Cu. Ft.)	Rate Desc
Rainbow Cyn. Rd. e/o Frontage Rd.	1,000	16440136	16613970	173834000	Unbundled

--- DELIVERIES ---

	Rate Per AF	Volume AF	Amount
Tier 1 Supply Rate	73.00	3,990.7	291,321.10
System Access Rate	152.00	3,990.7	606,586.40
Water Stewardship Rate	25.00	3,990.7	99,767.50
System Power Rate	81.00	3,990.7	323,246.70
Treatment Surcharge	112.00	3,990.7	446,958.40
Delivery Subtotal		3,990.7	1,767,880.10
SD-01B Total		3,990.7	1,767,880.10

Agency Name	Invoice No.	Rev.	Bill Period	Page No.	Mailed On	Due On
San Diego County Water Authority	5044	0	June 2005	2 of 8	07-08-05	08-31-05

Meter No SD-02

Treated Domestic	Constant	Previous Reading	Current Reading	Volume (Cu. Ft.)	Rate Desc.
w/o Rainbow Glen Rd.	100	14940679	15153801	21312200	Unbundled

--- DELIVERIES ---

	Rate Per AF	Volume AF	Amount
Tier 1 Supply Rate	73.00	489.3	35,718.90
System Access Rate	152.00	489.3	74,373.60
Water Stewardship Rate	25.00	489.3	12,232.50
System Power Rate	81.00	489.3	39,633.30
Treatment Surcharge	112.00	489.3	54,801.60
Jun 2005, meter under 10% flow Tier 1 supply rate	73.00	1.2	87.60
Jun 2005, meter under 10% flow System access rate	152.00	1.2	182.40
Jun 2005, meter under 10% flow Water stewardship rate	25.00	1.2	30.00
Jun 2005, meter under 10% flow System power rate	81.00	1.2	97.20
Jun 2005, meter under 10% flow Treatment surcharge	112.00	1.2	134.40
Delivery Subtotal		490.5	217,291.50
SD-02 Total		490.5	217,291.50

Meter No SD-03

Untreated Domestic	Constant	Previous Reading	Current Reading	Volume (Cu. Ft.)	Rate Desc.
Rainbow Cyn. Rd. e/o Frontage Rd.	1.000	50130608	50521824	391216000	Unbundled

--- DELIVERIES ---

	Rate Per AF	Volume AF	Amount
Tier 1 Supply Rate	73.00	8,981.1	655,620.30
System Access Rate	152.00	8,981.1	1,365,127.20
Water Stewardship Rate	25.00	8,981.1	224,527.50
System Power Rate	81.00	8,981.1	727,469.10
Delivery Subtotal		8,981.1	2,972,744.10
SD-03 Total		8,981.1	2,972,744.10

Meter No SD-05

Treated Domestic	Constant	Previous Reading	Current Reading	Volume (Cu. Ft.)	Rate Desc.
s/o Reche Rd. w/o Wilt Rd.	100	3965431	4094676	12924500	Unbundled

--- DELIVERIES ---

	Rate Per AF	Volume AF	Amount
Tier 1 Supply Rate	73.00	296.7	21,659.10
System Access Rate	152.00	296.7	45,098.40
Water Stewardship Rate	25.00	296.7	7,417.50
System Power Rate	81.00	296.7	24,032.70
Treatment Surcharge	112.00	296.7	33,230.40
Delivery Subtotal		296.7	131,438.10
SD-05 Total		296.7	131,438.10

Meter No SD-07

Treated Domestic	Constant	Previous Reading	Current Reading	Volume (Cu. Ft.)	Rate Desc.
e/o Wilt Rd. n/o Dos Ninos Ave.	1.000	87798248	88539064	740816000	Unbundled

--- DELIVERIES ---

	Rate Per AF	Volume AF	Amount
Tier 1 Supply Rate	73.00	17,006.8	1,241,496.40
System Access Rate	152.00	17,006.8	2,585,033.60
Water Stewardship Rate	25.00	17,006.8	425,170.00
System Power Rate	81.00	17,006.8	1,377,550.80
Treatment Surcharge	112.00	17,006.8	1,904,761.60

Agency Name	Invoice No.	Rev	Bill Period	Page No.	Mailed On	Due On
San Diego County Water Authority	5044	0	June 2005	3 of 8	07-08-05	08-31-05

Delivery Subtotal 17,006.8 7,534,012.40

--- ADJUSTMENT ---

	Rate Per AF	Volume AF	Amount
Jul 2004 adj full service to agr voided	418.00	529.4	221,289.20
Jul 2004 adj full service to agr voided (Ramona)	304.00	-529.4	-160,937.60
Jul 2004 adj full service to agr	418.00	-416.8	-174,222.40
Jul 2004 adj full service to agr (Ramona)	304.00	416.8	126,707.20
Aug 2004 adj full service to agr voided	418.00	507.3	212,051.40
Aug 2004 adj full service to agr voided (Ramona)	304.00	-507.3	-154,219.20
Aug 2004 adj full service to agr	418.00	-398.9	-166,740.20
Aug 2004 adj full service to agr (Ramona)	304.00	398.9	121,265.60
Sep 2004 adj full service to agr voided	418.00	580.3	242,565.40
Sep 2004 adj full service to agr voided (Ramona)	304.00	-580.3	-176,411.20
Sep 2004 adj full service to agr	418.00	-460.6	-192,530.80
Sep 2004 adj full service to agr (Ramona)	304.00	460.6	140,022.40
Oct 2004 adj full service to agr voided	418.00	252.1	105,377.80
Oct 2004 adj full service to agr voided (Ramona)	304.00	-252.1	-76,638.40
Oct 2004 adj full service to agr	418.00	-199.2	-83,265.60
Oct 2004 adj full service to agr (Ramona)	304.00	199.2	60,556.80
May 2005 adj full service to agr	443.00	-84.1	-37,256.30
May 2005 adj full service to agr (Carlsbad Municipal)	329.00	84.1	27,668.90
May 2005 adj full service to agr	443.00	-60.7	-26,890.10
May 2005 adj full service to agr (Oceanside)	329.00	60.7	19,970.30
May 2005 adj full service to agr	443.00	-1,755.3	-777,597.90
May 2005 adj full service to agr (Fallbrook)	329.00	1,755.3	577,493.70
May 2005 adj full service to agr	443.00	-38.2	-16,922.60
May 2005 adj full service to agr (Olivenhain)	329.00	38.2	12,567.80
May 2005 adj full service to agr	443.00	-8.8	-3,898.40
May 2005 adj full service to agr (Otay)	329.00	8.8	2,895.20
May 2005 adj full service to agr	443.00	-1,793.1	-794,343.30
May 2005 adj full service to agr (Rainbow)	329.00	1,793.1	589,929.90
May 2005 adj full service to agr	443.00	-439.6	-194,742.80
May 2005 adj full service to agr (Ramona)	329.00	439.6	144,628.40
May 2005 adj full service to agr	443.00	-2.6	-1,151.80
May 2005 adj full service to agr (City of San Diego)	329.00	2.6	855.40
May 2005 adj full service to agr	443.00	-4.2	-1,860.60
May 2005 adj full service to agr (Santa Fe Irrigation)	329.00	4.2	1,381.80
May 2005 adj full service to agr	443.00	-235.6	-104,370.80
May 2005 adj full service to agr (Vallecitos)	329.00	235.6	77,512.40
May 2005 adj full service to agr	443.00	-3,084.6	-1,366,477.80
May 2005 adj full service to agr (Valley Center)	329.00	3,084.6	1,014,833.40
May 2005 adj full service to agr	443.00	-42.4	-18,783.20
May 2005 adj full service to agr (Vista)	329.00	42.4	13,949.60
May 2005 adj full service to agr	443.00	-178.3	-78,986.90
May 2005 adj full service to agr (Yuima)	329.00	178.3	58,660.70
May 2005 adj full service to surface storage - Direct - (San Diego CWA)	443.00	-7.0	-3,101.00
Adjustment Subtotal		-7.0	-839,165.60
SD-07 Total		16,999.8	6,694,846.80

Meter No SD-08

Treated Domestic	Constant	Previous Reading	Current Reading	Volume (Cu. Ft.)	Rate Desc
n/o Red Mtn. n/o Mission Rd.	100	25174784	25356276	18149200	Unbundled

--- DELIVERIES ---

	Rate Per AF	Volume AF	Amount
Tier 1 Supply Rate	73.00	416.6	30,411.80
System Access Rate	152.00	416.6	63,323.20
Water Stewardship Rate	25.00	416.6	10,415.00
System Power Rate	81.00	416.6	33,744.60
Treatment Surcharge	112.00	416.6	46,659.20
Delivery Subtotal		416.6	184,553.80

Agency Name	Invoice No.	Rev	Bill Period	Page No.	Mailed On	Due On
San Diego County Water Authority	5044	0	June 2005	4 of 8	07-08-05	08-31-05

SD-08 Total 416.6 184,553.80

Meter No SD-09

Treated Domestic	Constant	Previous Reading	Current Reading	Volume (Cu. Ft.)	Rate Desc.
w/o Rainbow Glen Rd. n/o Red Mtn.	100	6110736	6207073	9633700	Unbundled

--- DELIVERIES ---

	Rate Per AF	Volume AF	Amount
Tier 1 Supply Rate	73.00	221.2	16,147.60
System Access Rate	152.00	221.2	33,622.40
Water Stewardship Rate	25.00	221.2	5,530.00
System Power Rate	81.00	221.2	17,917.20
Treatment Surcharge	112.00	221.2	24,774.40
Delivery Subtotal		221.2	97,991.60
SD-09 Total		221.2	97,991.60

Meter No SD-11

Untreated Domestic	Constant	Previous Reading	Current Reading	Volume (Cu. Ft.)	Rate Desc.
e/o Wilt Rd. n/o Dos Ninos Ave.	10,000	10383982	10454978	709960000	Unbundled

--- DELIVERIES ---

	Rate Per AF	Volume AF	Amount
Tier 1 Supply Rate	73.00	16,298.4	1,189,783.20
System Access Rate	152.00	16,298.4	2,477,356.80
Water Stewardship Rate	25.00	16,298.4	407,460.00
System Power Rate	81.00	16,298.4	1,320,170.40
Delivery Subtotal		16,298.4	5,394,770.40

--- ADJUSTMENT ---

	Rate Per AF	Volume AF	Amount
Jul 2004 adj full service to agr voided	326.00	54.3	17,701.80
Jul 2004 adj full service to agr voided (Ramona)	236.00	-54.3	-12,814.80
Jul 2004 adj full service to agr	326.00	-42.7	-13,920.20
Jul 2004 adj full service to agr (Ramona)	236.00	42.7	10,077.20
Sep 2004 adj full service to agr voided	326.00	14.6	4,759.60
Sep 2004 adj full service to agr voided (Ramona)	236.00	-14.6	-3,445.60
Sep 2004 adj full service to agr	326.00	-11.6	-3,781.60
Sep 2004 adj full service to agr (Ramona)	236.00	11.6	2,737.60
Dec 2004 adj full service to surface storage - In-Lieu - (San Diego CWA) VOIDED	326.00	1,676.0	546,376.00
Dec 2004 adj full service to surface storage - In-Lieu - (San Diego CWA)	326.00	-1,679.0	-547,354.00
Jan 2005 adj full service to surface storage - In-Lieu - (San Diego CWA) VOIDED	331.00	1,231.0	407,461.00
Jan 2005 adj full service to surface storage - In-Lieu - (San Diego CWA)	331.00	-1,401.0	-463,731.00
Feb 2005 adj full service to surface storage - Direct - (San Diego CWA) VOIDED	331.00	1,598.0	528,938.00
Feb 2005 adj full service to surface storage - Direct - (San Diego CWA)	331.00	-1,702.0	-563,362.00
Feb 2005 adj full service to surface storage - In-Lieu - (San Diego CWA)	331.00	-207.0	-68,517.00
Apr 2005 adj full service to agr	331.00	-57.2	-18,933.20
Apr 2005 adj full service to agr (Poway)	241.00	57.2	13,785.20
Apr 2005 adj full service to surface storage - In-Lieu - (San Diego CWA) VOIDED	331.00	6,425.0	2,126,675.00
Apr 2005 adj full service to surface storage - In-Lieu - (San Diego CWA)	331.00	-6,627.0	-2,193,537.00
May 2005 adj full service to agr	331.00	-274.7	-90,925.70
May 2005 adj full service to agr (Escondido)	241.00	274.7	66,202.70
May 2005 adj full service to agr	331.00	-139.4	-46,141.40
May 2005 adj full service to agr (Oceanside)	241.00	139.4	33,595.40
May 2005 adj full service to agr	331.00	-100.3	-33,199.30
May 2005 adj full service to agr (Olivenhain)	241.00	100.3	24,172.30
May 2005 adj full service to agr	331.00	-88.6	-29,326.60
May 2005 adj full service to agr (Ramona)	241.00	88.6	21,352.60
May 2005 adj full service to agr	331.00	-11.7	-3,872.70
May 2005 adj full service to agr (City of San Diego)	241.00	11.7	2,819.70
May 2005 adj full service to agr	331.00	-10.0	-3,310.00
May 2005 adj full service to agr (Santa Fe Irrigation)	241.00	10.0	2,410.00
May 2005 adj full service to agr	331.00	-30.5	-10,095.50

Agency Name	Invoice No.	Rev.	Bill Period	Page No.	Mailed On	Due On
San Diego County Water Authority	5044	0	June 2005	5 of 8	07-08-05	08-31-05

--- ADJUSTMENT ---

	Rate Per AF	Volume AF	Amount
May 2005 adj full service to agr (Vista)	241.00	30.5	7,350.50
May 2005 adj full service to surface storage - In-Lieu - (San Diego CWA) VOIDED	331.00	5,756.0	1,905,236.00
May 2005 adj full service to surface storage - In-Lieu - (San Diego CWA)	331.00	-4,695.0	-1,554,045.00
Jun 2005 adj from full service to exch	331.00	-2,500.0	-827,500.00
Jun 2005 adj from full service to exch (San Diego CWA)	258.00		645,000.00
JUN 2005 ADJ Surface Storage TO Scheduled SOLD (San Diego CWA)	261.00	758.5	197,968.50
JUN 2005 ADJ Surface Storage TO Scheduled SOLD (San Diego CWA)	261.00	3,976.0	1,037,736.00
JUN 2005 ADJ Surface Storage TO Scheduled SOLD (San Diego CWA)	261.00	4,470.1	1,166,696.10
Adjustment Subtotal		7,079.6	2,281,238.60
SD-11 Total		23,378.0	7,676,009.00

Meter No SD-DS1

Desalted	Constant	Previous Reading	Current Reading	Volume (Cu. Ft.)	Rate Desc
Desalted		N/A	N/A	N/A	Unbundled

--- ADJUSTMENT ---

	Rate Per AF	Volume AF	Amount
Jun 2005 lppds contribution	170.00	176.1	-29,937.00
Adjustment Subtotal		176.1	-29,937.00
SD-DS1 Total		176.1	-29,937.00

Meter No SD-GRP1

Recovered	Constant	Previous Reading	Current Reading	Volume (Cu. Ft.)	Rate Desc
Recovered Greenbelt		N/A	N/A	N/A	Unbundled

--- ADJUSTMENT ---

	Rate Per AF	Volume AF	Amount
JUN 2005 GRP	465.00	160.3	74,539.50
JUN 2005 GRP	715.00		-114,614.50
Adjustment Subtotal		160.3	-40,075.00
SD-GRP1 Total		160.3	-40,075.00

Meter No SD-RCL1

Reclaimed	Constant	Previous Reading	Current Reading	Volume (Cu. Ft.)	Rate Desc
Reclaimed		N/A	N/A	N/A	Unbundled

--- ADJUSTMENT ---

	Rate Per AF	Volume AF	Amount
Jun 2005 lrp contribution	250.00	37.2	-9,300.00
Adjustment Subtotal		37.2	-9,300.00
SD-RCL1 Total		37.2	-9,300.00

Meter No SD-RCL10

Reclaimed	Constant	Previous Reading	Current Reading	Volume (Cu. Ft.)	Rate Desc
		N/A	N/A	N/A	Unbundled

--- ADJUSTMENT ---

	Rate Per AF	Volume AF	Amount
Jun 2004 contribution voided	225.00	-410.9	92,452.50
Jun 2004 contribution	225.00	327.9	-73,777.50
May 2005 contribution	200.00	322.8	-64,560.00
Adjustment Subtotal		239.8	-45,885.00

Agency Name	Invoice No.	Rev.	Bill Period	Page No.	Mailed On	Due On
San Diego County Water Authority	5044	0	June 2005	6 of 8	07-08-05	08-31-05

SD-RCL10 Total 239.8 -45,885.00

Meter No SD-RCL11

Reclaimed	Constant	Previous Reading	Current Reading	Volume (Cu. Ft.)	Rate Desc.
Reclaimed		N/A	N/A	N/A	Unbundled

--- ADJUSTMENT ---

	Rate Per AF	Volume AF	Amount
Jun 2005 contribution	250.00	26.9	-6,725.00
Adjustment Subtotal		<u>26.9</u>	<u>-6,725.00</u>
SD-RCL11 Total		26.9	-6,725.00

Meter No SD-RCL12

Reclaimed	Constant	Previous Reading	Current Reading	Volume (Cu. Ft.)	Rate Desc.
Reclaimed		N/A	N/A	N/A	Unbundled

--- ADJUSTMENT ---

	Rate Per AF	Volume AF	Amount
May 2005 lrp contribution	250.00	54.7	-13,675.00
Adjustment Subtotal		<u>54.7</u>	<u>-13,675.00</u>
SD-RCL12 Total		54.7	-13,675.00

Meter No SD-RCL13

Reclaimed	Constant	Previous Reading	Current Reading	Volume (Cu. Ft.)	Rate Desc.
Reclaimed		N/A	N/A	N/A	Unbundled

--- ADJUSTMENT ---

	Rate Per AF	Volume AF	Amount
Jun 2005 contribution	250.00	130.3	-32,575.00
Adjustment Subtotal		<u>130.3</u>	<u>-32,575.00</u>
SD-RCL13 Total		130.3	-32,575.00

Meter No SD-RCL14

Reclaimed	Constant	Previous Reading	Current Reading	Volume (Cu. Ft.)	Rate Desc.
Reclaimed		N/A	N/A	N/A	Unbundled

--- ADJUSTMENT ---

	Rate Per AF	Volume AF	Amount
Jun 2005 contribution	234.00	22.7	-5,311.80
Adjustment Subtotal		<u>22.7</u>	<u>-5,311.80</u>
SD-RCL14 Total		22.7	-5,311.80

Meter No SD-RCL15

Reclaimed	Constant	Previous Reading	Current Reading	Volume (Cu. Ft.)	Rate Desc.
Reclaimed		N/A	N/A	N/A	Unbundled

--- ADJUSTMENT ---

	Rate Per AF	Volume AF	Amount
Jun 2005 contribution	150.00	55.5	-8,325.00
Adjustment Subtotal		<u>55.5</u>	<u>-8,325.00</u>
SD-RCL15 Total		55.5	-8,325.00

Agency Name	Invoice No.	Rev.	Bill Period	Page No.	Mailed On	Due On
San Diego County Water Authority	5044	0	June 2005	7 of 8	07-08-05	08-31-05

Meter No SD-RCL5						
Reclaimed	Constant	Previous Reading	Current Reading	Volume (Cu. Ft.)	Rate Desc	
		N/A	N/A	N/A	Unbundled	
--- ADJUSTMENT ---						
			Rate Per AF	Volume AF	Amount	
MAY 2005 LPPRE			113.00	16.7	1,887.10	
MAY 2005 LPPRE			267.00		-4,458.90	
		Adjustment Subtotal		16.7	-2,571.80	
		SD-RCL5 Total		16.7	-2,571.80	

Meter No SD-RCL6						
Reclaimed	Constant	Previous Reading	Current Reading	Volume (Cu. Ft.)	Rate Desc	
Reclaimed		N/A	N/A	N/A	Unbundled	
--- ADJUSTMENT ---						
			Rate Per AF	Volume AF	Amount	
May 2005 lrp contribution			250.00	103.3	-25,825.00	
		Adjustment Subtotal		103.3	-25,825.00	
		SD-RCL6 Total		103.3	-25,825.00	

Meter No SD-RCL8						
Reclaimed	Constant	Previous Reading	Current Reading	Volume (Cu. Ft.)	Rate Desc	
Reclaimed		N/A	N/A	N/A	Unbundled	
--- ADJUSTMENT ---						
			Rate Per AF	Volume AF	Amount	
May 2005 lrp contribution			200.00	168.2	-33,640.00	
		Adjustment Subtotal		168.2	-33,640.00	
		SD-RCL8 Total		168.2	-33,640.00	

Meter No SD-RCL9						
Reclaimed	Constant	Previous Reading	Current Reading	Volume (Cu. Ft.)	Rate Desc	
		N/A	N/A	N/A	Unbundled	
--- ADJUSTMENT ---						
			Rate Per AF	Volume AF	Amount	
JUN 2005 LPPRE			113.00	26.7	3,017.10	
JUN 2005 LPPRE			267.00		-7,128.90	
		Adjustment Subtotal		26.7	-4,111.80	
		SD-RCL9 Total		26.7	-4,111.80	

Meter No SDTJ-01A						
Treated Domestic	Constant	Previous Reading	Current Reading	Volume (Cu. Ft.)	Rate Desc	
San Diego-Tijuana	133.68	113757	113757	0	Unbundled	
--- DELIVERIES ---						
			Rate Per AF	Volume AF	Amount	
		Delivery Subtotal		0.0	0.00	
		SDTJ-01A Total		0.0	0.00	

--- OTHER CHARGES AND CREDITS ---						
					Amount	
Conservation Ag.# 48957					-39,476.00	

Agency Name	Invoice No.	Rev.	Bill Period	Page No.	Mailed On	Due On
San Diego County Water Authority	5044	0	June 2005	8 of 8	07-08-05	08-31-05

--- OTHER CHARGES AND CREDITS ---

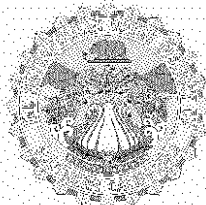
	Amount
Conservation Ag.# 55708	-96,140.00
Tier 2 Surcharge adjustment for prior calendar year 2003	-988.20
Tier 2 Surcharge adjustment for prior calendar year 2004	32,821.20

VOLUME TOTAL

INVOICE TOTAL

60,085.9**\$21,194,169.30**

This invoice was printed on 7/7/2005 at 2:31:47PM



MWD
METROPOLITAN WATER DISTRICT OF SOUTHERN CALIFORNIA
 700 North Alameda Street
 Los Angeles, CA, 90012-2944

INVOICE**Billed To:**

San Diego County Water Authority

**Service Address**

4677 Overland Avenue
 San Diego, Ca. 92123-1233

July 2005	Page No. 1 of 2
Mailed: 08/10/2005	Due Date: 09/30/2005
Invoice Number: 5072	Revision: 0

NOTICE

The MWD Administrative Code Section 4507 and 4508 require that payment must be made in "Good Funds" by the due date or the payment will be considered delinquent and an additional charge shall be assessed.

DELIVERIES

	Volume (AF)
Total Water Treated Delivered	31,158.2
Total Water Untreated Delivered	27,419.2

SALES

	Type	Volume (AF)	Rate (\$ /AF)	Total (\$)
Full Service	Tier 1 Supply Rate	47,204.7	\$73.00	\$3,445,943.10
	System Access Rate	47,204.7	\$152.00	\$7,175,114.40
	Water Stewardship Rate	47,204.7	\$25.00	\$1,180,117.50
	System Power Rate	47,204.7	\$81.00	\$3,823,580.70
	Treatment Surcharge	23,210.3	\$112.00	\$2,599,553.60
IAWP	Treated	8,025.6		\$2,640,422.40
	Untreated	924.8		\$222,876.80
SUBTOTAL				\$21,087,608.50

MISCELLANEOUS SALES

Surface Storage Operating Agreement - Untreated, Scheduled	9,065.5	\$2,366,095.50
		\$2,366,095.50

WATER MANAGEMENT

	Volume (AF)	Total (\$)
Local Resource Programs	1,233.6	(\$270,556.00)
SUBTOTAL		(\$270,556.00)

EXCHANGES, WHEELING, AND OTHER DELIVERIES

IID San Diego Exchange UnTreated	2,500.0	\$645,000.00
		\$645,000.00

OTHER CHARGES AND CREDITS

	Rate (\$ /AF)	
Conservation Credit	(\$481,520.00)	
Miscellaneous Debit/Credit (See Detail)	\$299,815.53	
SUBTOTAL		(\$181,704.47)

ADDITIONAL INFORMATION

	Volume (AF)	Tier1 %	Peak Day	Flow (CFS)
Purchase Order Commitment (Jan 2003 to Dec 2012)	3,342,570.6			
Purchase Order Firm Delivery To Date (Jan 2003 to Dec 2012)	1,295,899.6			
Tier 1 Annual Limit (For Current Year)	501,385.6			
Tier 1 YTD Deliveries (For Current Year)	238,238.8	48.0		
Tier 1 Current Month Deliveries	56,270.2			
Capacity Charge			5/29/2002	1,296.0
Annual Peak Flow			5/21/2005	1,074.0
Summer Peak Flow			5/21/2005	1,074.0

MWD2010-00274822

Agency Name	Invoice No.	Rev.	Bill Period	Page No.	Mailed On	Due On
San Diego County Water Authority	5072	0	July 2005	2 of 2	08-10-05	09-30-05

INVOICE TOTAL

Volume AF
66,454.2

Amount Now Due
\$23,646,443.53

Note: Amount Due is based on highlighted fields



MWD
 METROPOLITAN WATER DISTRICT OF SOUTHERN CALIFORNIA
 700 North Alameda Street
 Los Angeles, CA, 90012-2944

INVOICE DETAIL

NOTICE

The MWD Administrative Code Section 4507 and 4508 require that payment must be made in "Good Funds" by the due date or the payment will be considered delinquent and an additional charge shall be assessed.

IN ACCORDANCE WITH READINGS AND BILLING DATA LISTED BELOW:

Agency Name	Invoice No.	Rev.	Bill Period	Page No.	Mailed On	Due On
San Diego County Water Authority	5072	0	July 2005	1 of 7	08-10-05	09-30-05

Meter No CM-10

Treated	Constant	Previous Reading	Current Reading	Volume (Cu. Ft.)	Rate Desc.
Treated Domestic		0	0	0	Unbundled

--- ADJUSTMENT ---

	Rate Per AF	Volume AF	Amount
JUL 2005 - OC to SD transfer.	443.00	77.7	34,421.10
Adjustment Subtotal		77.7	34,421.10
CM-10 Total		77.7	34,421.10

Meter No SD-01A

Treated Domestic	Constant	Previous Reading	Current Reading	Volume (Cu. Ft.)	Rate Desc.
Rainbow Cyn. Rd. e/o Frontage Rd.	1,000	17058716	17274728	216012000	Unbundled

--- DELIVERIES ---

	Rate Per AF	Volume AF	Amount
Tier 1 Supply Rate	73.00	4,959.0	362,007.00
System Access Rate	152.00	4,959.0	753,768.00
Water Stewardship Rate	25.00	4,959.0	123,975.00
System Power Rate	81.00	4,959.0	401,679.00
Treatment Surcharge	112.00	4,959.0	555,408.00
Delivery Subtotal		4,959.0	2,196,837.00
SD-01A Total		4,959.0	2,196,837.00

Meter No SD-01B

Treated Domestic	Constant	Previous Reading	Current Reading	Volume (Cu. Ft.)	Rate Desc.
Rainbow Cyn. Rd. e/o Frontage Rd.	1,000	16613970	16829348	215378000	Unbundled

--- DELIVERIES ---

	Rate Per AF	Volume AF	Amount
Tier 1 Supply Rate	73.00	4,944.4	360,941.20
System Access Rate	152.00	4,944.4	751,548.80
Water Stewardship Rate	25.00	4,944.4	123,610.00
System Power Rate	81.00	4,944.4	400,496.40
Treatment Surcharge	112.00	4,944.4	553,772.80
Delivery Subtotal		4,944.4	2,190,369.20
SD-01B Total		4,944.4	2,190,369.20

Agency Name	Invoice No.	Rev.	Bill Period	Page No.	Mailed On	Due On
San Diego County Water Authority	5072	0	July 2005	2 of 7	08-10-05	09-30-05

Meter No SD-02

Treated Domestic	Constant	Previous Reading	Current Reading	Volume (Cu. Ft.)	Rate Desc.
w/o Rainbow Glen Rd.	100	15153801	15422993	26919200	Unbundled

--- DELIVERIES ---

	Rate Per AF	Volume AF	Amount
Tier 1 Supply Rate	73.00	618.0	45,114.00
System Access Rate	152.00	618.0	93,936.00
Water Stewardship Rate	25.00	618.0	15,450.00
System Power Rate	81.00	618.0	50,058.00
Treatment Surcharge	112.00	618.0	69,216.00
Delivery Subtotal		618.0	273,774.00
SD-02 Total		618.0	273,774.00

Meter No SD-03

Untreated Domestic	Constant	Previous Reading	Current Reading	Volume (Cu. Ft.)	Rate Desc.
Rainbow Cyn. Rd. e/o Frontage Rd.	1.000	50521824	50975692	453868000	Unbundled

--- DELIVERIES ---

	Rate Per AF	Volume AF	Amount
Tier 1 Supply Rate	73.00	10,419.4	760,616.20
System Access Rate	152.00	10,419.4	1,583,748.80
Water Stewardship Rate	25.00	10,419.4	260,485.00
System Power Rate	81.00	10,419.4	843,971.40
Delivery Subtotal		10,419.4	3,448,821.40
SD-03 Total		10,419.4	3,448,821.40

Meter No SD-05

Treated Domestic	Constant	Previous Reading	Current Reading	Volume (Cu. Ft.)	Rate Desc.
s/o Reche Rd. w/o Wilt Rd.	100	4094676	4273724	17904800	Unbundled

--- DELIVERIES ---

	Rate Per AF	Volume AF	Amount
Tier 1 Supply Rate	73.00	411.0	30,003.00
System Access Rate	152.00	411.0	62,472.00
Water Stewardship Rate	25.00	411.0	10,275.00
System Power Rate	81.00	411.0	33,291.00
Treatment Surcharge	112.00	411.0	46,032.00
Delivery Subtotal		411.0	182,073.00
SD-05 Total		411.0	182,073.00

Meter No SD-07

Treated Domestic	Constant	Previous Reading	Current Reading	Volume (Cu. Ft.)	Rate Desc.
e/o Wilt Rd. n/o Dos Ninos Ave.	1.000	88539064	89387776	848712000	Unbundled

--- DELIVERIES ---

	Rate Per AF	Volume AF	Amount
Tier 1 Supply Rate	73.00	19,483.7	1,422,310.10
System Access Rate	152.00	19,483.7	2,961,522.40
Water Stewardship Rate	25.00	19,483.7	487,092.50
System Power Rate	81.00	19,483.7	1,578,179.70
Treatment Surcharge	112.00	19,483.7	2,182,174.40
Delivery Subtotal		19,483.7	8,631,279.10

--- ADJUSTMENT ---

	Rate Per AF	Volume AF	Amount
May 2005 adj full service to agr	443.00	-1.3	-575.90

Agency Name	Invoice No.	Rev.	Bill Period	Page No.	Mailed On	Due On
San Diego County Water Authority	5072	0	July 2005	3 of 7	08-10-05	09-30-05

--- ADJUSTMENT ---

	Rate Per AF	Volume AF	Amount
May 2005 adj full service to agr (Padre Dam)	329.00	1.3	427.70
May 2005 adj full service to agr voided	443.00	439.6	194,742.80
May 2005 adj full service to agr voided (Ramona)	329.00	-439.6	-144,628.40
May 2005 adj full service to agr	443.00	-338.0	-149,734.00
May 2005 adj full service to agr (Ramona)	329.00	338.0	111,202.00
May 2005 adj full service to agr	443.00	-64.8	-28,706.40
May 2005 adj full service to agr (Rincon)	329.00	64.8	21,319.20
Jun 2005 adj full service to agr	443.00	-75.1	-33,269.30
Jun 2005 adj full service to agr (Carlsbad Municipal)	329.00	75.1	24,707.90
Jun 2005 adj full service to agr	443.00	-850.0	-376,550.00
Jun 2005 adj full service to agr (Fallbrook)	329.00	850.0	279,650.00
Jun 2005 adj full service to agr	443.00	-57.0	-25,251.00
Jun 2005 adj full service to agr (Oceanside)	329.00	57.0	18,753.00
Jun 2005 adj full service to agr	443.00	-38.0	-16,834.00
Jun 2005 adj full service to agr (Olivenhain)	329.00	38.0	12,502.00
Jun 2005 adj full service to agr	443.00	-13.3	-5,891.90
Jun 2005 adj full service to agr (Otay)	329.00	13.3	4,375.70
Jun 2005 adj full service to agr	443.00	-201.1	-89,087.30
Jun 2005 adj full service to agr (Padre Dam)	329.00	201.1	66,161.90
Jun 2005 adj full service to agr	443.00	-2,263.8	-1,002,863.40
Jun 2005 adj full service to agr (Rainbow)	329.00	2,263.8	744,790.20
Jun 2005 adj full service to agr	443.00	-388.6	-172,149.80
Jun 2005 adj full service to agr (Ramona)	329.00	388.6	127,849.40
Jun 2005 adj full service to agr	443.00	-74.9	-33,180.70
Jun 2005 adj full service to agr (Rincon)	329.00	74.9	24,642.10
Jun 2005 adj full service to agr	443.00	-4.6	-2,037.80
Jun 2005 adj full service to agr (City of San Diego)	329.00	4.6	1,513.40
Jun 2005 adj full service to agr	443.00	-0.4	-177.20
Jun 2005 adj full service to agr (Santa Fe Irrigation)	329.00	0.4	131.60
Jun 2005 adj full service to agr	443.00	-226.5	-100,339.50
Jun 2005 adj full service to agr (Vallecitos)	329.00	226.5	74,518.50
Jun 2005 adj full service to agr	443.00	-3,635.3	-1,610,437.90
Jun 2005 adj full service to agr (Valley Center)	329.00	3,635.3	1,196,013.70
Jun 2005 adj full service to agr	443.00	-49.0	-21,707.00
Jun 2005 adj full service to agr (Vista)	329.00	49.0	16,121.00
Jun 2005 adj full service to agr	443.00	-183.5	-81,290.50
Jun 2005 adj full service to agr (Yuima)	329.00	183.5	60,371.50
Adjustment Subtotal		0.0	-914,918.40
SD-07 Total		19,483.7	7,716,360.70

Meter No SD-08

Treated Domestic	Constant	Previous Reading	Current Reading	Volume (Cu. Ft.)	Rate Desc
n/o Red Mtn. n/o Mission Rd.	100	25356276	25547324	19104800	Unbundled

--- DELIVERIES ---

	Rate Per AF	Volume AF	Amount
Tier 1 Supply Rate	73.00	438.6	32,017.80
System Access Rate	152.00	438.6	66,667.20
Water Stewardship Rate	25.00	438.6	10,965.00
System Power Rate	81.00	438.6	35,526.60
Treatment Surcharge	112.00	438.6	49,123.20
Delivery Subtotal		438.6	194,299.80
SD-08 Total		438.6	194,299.80

Meter No SD-09

Treated Domestic	Constant	Previous Reading	Current Reading	Volume (Cu. Ft.)	Rate Desc
w/o Rainbow Glen. Rd. n/o Red Mtn.	100	6207073	6339296	13222300	Unbundled

Agency Name	Invoice No.	Rev.	Bill Period	Page No.	Mailed On	Due On
San Diego County Water Authority	5072	0	July 2005	4 of 7	08-10-05	09-30-05

--- DELIVERIES ---

	Rate Per AF	Volume AF	Amount
Tier 1 Supply Rate	73.00	303.5	22,155.50
System Access Rate	152.00	303.5	46,132.00
Water Stewardship Rate	25.00	303.5	7,587.50
System Power Rate	81.00	303.5	24,583.50
Treatment Surcharge	112.00	303.5	33,992.00
Delivery Subtotal		303.5	134,450.50
SD-09 Total		303.5	134,450.50

Meter No SD-11

Untreated Domestic	Constant	Previous Reading	Current Reading	Volume (Cu. Ft.)	Rate Desc.
e/o Wilt Rd. n/o Dos Ninos Ave.	10,000	10454978	10529029	740510000	Unbundled

--- DELIVERIES ---

	Rate Per AF	Volume AF	Amount
Tier 1 Supply Rate	73.00	16,999.8	1,240,985.40
System Access Rate	152.00	16,999.8	2,583,969.60
Water Stewardship Rate	25.00	16,999.8	424,995.00
System Power Rate	81.00	16,999.8	1,376,983.80
Delivery Subtotal		16,999.8	5,626,933.80

--- ADJUSTMENT ---

	Rate Per AF	Volume AF	Amount
Apr 2004 adj full service to surface storage - Direct - (San Diego CWA) VOIDED	326.00	8,053.0	2,625,278.00
Apr 2004 adj full service to surface storage - Direct - (San Diego CWA)	326.00	-6,674.0	-2,175,724.00
May 2004 adj full service to surface storage - Direct - (San Diego CWA) VOIDED	326.00	3,485.0	1,136,110.00
May 2004 adj full service to surface storage - Direct - (San Diego CWA)	326.00	-4,864.0	-1,585,664.00
May 2005 adj full service to agr	331.00	-47.5	-15,722.50
May 2005 adj full service to agr (Poway)	241.00	47.5	11,447.50
May 2005 adj full service to agr voided	331.00	88.6	29,326.60
May 2005 adj full service to agr voided (Ramona)	241.00	-88.6	-21,352.60
May 2005 adj full service to agr	331.00	-68.1	-22,541.10
May 2005 adj full service to agr (Ramona)	241.00	68.1	16,412.10
JUN 2005 ADJ Surface Storage TO Scheduled SOLD VOIDED (San Diego CWA)	261.00	-758.5	-197,968.50
JUN 2005 ADJ Surface Storage TO Scheduled SOLD VOIDED (San Diego CWA)	261.00	-3,976.0	-1,037,736.00
JUN 2005 ADJ Surface Storage TO Scheduled SOLD VOIDED (San Diego CWA)	261.00	-4,470.1	-1,166,696.10
Jun 2005 adj full service to agr	331.00	-457.8	-151,531.80
Jun 2005 adj full service to agr (Escondido)	241.00	457.8	110,329.80
Jun 2005 adj full service to agr	331.00	-117.1	-38,760.10
Jun 2005 adj full service to agr (Oceanside)	241.00	117.1	28,221.10
Jun 2005 adj full service to agr	331.00	-113.0	-37,403.00
Jun 2005 adj full service to agr (Olivenhain)	241.00	113.0	27,233.00
Jun 2005 adj full service to agr	331.00	-132.9	-43,989.90
Jun 2005 adj full service to agr (Ramona)	241.00	132.9	32,028.90
Jun 2005 adj full service to agr	331.00	-17.1	-5,660.10
Jun 2005 adj full service to agr (City of San Diego)	241.00	17.1	4,121.10
Jun 2005 adj full service to agr	331.00	-13.5	-4,468.50
Jun 2005 adj full service to agr (Santa Fe Irrigation)	241.00	13.5	3,253.50
Jun 2005 adj full service to agr	331.00	-46.4	-15,358.40
Jun 2005 adj full service to agr (Vista)	241.00	46.4	11,182.40
JUN 2005 ADJ Surface Storage TO Scheduled SOLD (San Diego CWA)	261.00	758.5	197,968.50
JUN 2005 ADJ Surface Storage TO Scheduled SOLD (San Diego CWA)	261.00	3,976.0	1,037,736.00
JUN 2005 ADJ Surface Storage TO Scheduled SOLD (San Diego CWA)	261.00	4,490.1	1,171,916.10
Jul 2005 adj from full service to exch	331.00	-2,500.0	-827,500.00
Jul 2005 adj from full service to exch (San Diego CWA)	258.00		645,000.00
JUL 2005 ADJ Surface Storage TO Scheduled SOLD (San Diego CWA)	261.00	124.0	32,364.00
JUL 2005 ADJ Surface Storage TO Scheduled SOLD (San Diego CWA)	261.00	2,183.9	569,997.90
JUL 2005 ADJ Surface Storage TO Scheduled SOLD (San Diego CWA)	261.00	4,864.0	1,269,504.00
JUL 2005 ADJ Surface Storage TO Scheduled SOLD (San Diego CWA)	261.00	1,873.6	489,009.60
Adjustment Subtotal		6,565.5	2,100,363.50

Agency Name	Invoice No.	Rev.	Bill Period	Page No.	Mailed On	Due On
San Diego County Water Authority	5072	0	July 2005	5 of 7	08-10-05	09-30-05

SD-11 Total 23,565.3 7,727,297.30

Meter No SD-GRP1

Recovered	Constant	Previous Reading	Current Reading	Volume (Cu. Ft.)	Rate Desc.
Recovered Greenbelt		N/A	N/A	N/A	Unbundled

--- ADJUSTMENT ---

	Rate Per AF	Volume AF	Amount
JUL 2005 GRP	465.00	171.9	79,933.50
JUL 2005 GRP	715.00		-122,908.50
Adjustment Subtotal		171.9	-42,975.00
SD-GRP1 Total		171.9	-42,975.00

Meter No SD-RCL1

Reclaimed	Constant	Previous Reading	Current Reading	Volume (Cu. Ft.)	Rate Desc.
Reclaimed		N/A	N/A	N/A	Unbundled

--- ADJUSTMENT ---

	Rate Per AF	Volume AF	Amount
Jul 2005 lrp contribution	250.00	38.2	-9,550.00
Adjustment Subtotal		38.2	-9,550.00
SD-RCL1 Total		38.2	-9,550.00

Meter No SD-RCL10

Reclaimed	Constant	Previous Reading	Current Reading	Volume (Cu. Ft.)	Rate Desc.
No Address 1		N/A	N/A	N/A	Unbundled

--- ADJUSTMENT ---

	Rate Per AF	Volume AF	Amount
Jun 2005 contribution	200.00	370.6	-74,120.00
Adjustment Subtotal		370.6	-74,120.00
SD-RCL10 Total		370.6	-74,120.00

Meter No SD-RCL11

Reclaimed	Constant	Previous Reading	Current Reading	Volume (Cu. Ft.)	Rate Desc.
Reclaimed		N/A	N/A	N/A	Unbundled

--- ADJUSTMENT ---

	Rate Per AF	Volume AF	Amount
Jul 2005 contribution	250.00	32.2	-8,050.00
Adjustment Subtotal		32.2	-8,050.00
SD-RCL11 Total		32.2	-8,050.00

Meter No SD-RCL12

Reclaimed	Constant	Previous Reading	Current Reading	Volume (Cu. Ft.)	Rate Desc.
Reclaimed		N/A	N/A	N/A	Unbundled

--- ADJUSTMENT ---

	Rate Per AF	Volume AF	Amount
Jun 2005 lrp contribution	250.00	61.7	-15,425.00
Adjustment Subtotal		61.7	-15,425.00
SD-RCL12 Total		61.7	-15,425.00

Agency Name	Invoice No.	Rev.	Bill Period	Page No.	Mailed On	Due On
San Diego County Water Authority	5072	0	July 2005	6 of 7	08-10-05	09-30-05

Meter No SD-RCL13

Reclaimed	Constant	Previous Reading	Current Reading	Volume (Cu. Ft.)	Rate Desc.
Reclaimed		N/A	N/A	N/A	Unbundled

--- ADJUSTMENT ---

	Rate Per AF	Volume AF	Amount
Jul 2005 contribution	250.00	159.5	-39,875.00
Adjustment Subtotal		159.5	-39,875.00
SD-RCL13 Total		159.5	-39,875.00

Meter No SD-RCL14

Reclaimed	Constant	Previous Reading	Current Reading	Volume (Cu. Ft.)	Rate Desc.
Reclaimed		N/A	N/A	N/A	Unbundled

--- ADJUSTMENT ---

	Rate Per AF	Volume AF	Amount
Jul 2005 contribution	190.00	21.8	-4,142.00
Adjustment Subtotal		21.8	-4,142.00
SD-RCL14 Total		21.8	-4,142.00

Meter No SD-RCL15

Reclaimed	Constant	Previous Reading	Current Reading	Volume (Cu. Ft.)	Rate Desc.
Reclaimed		N/A	N/A	N/A	Unbundled

--- ADJUSTMENT ---

	Rate Per AF	Volume AF	Amount
Jul 2005 contribution	150.00	45.2	-6,780.00
Adjustment Subtotal		45.2	-6,780.00
SD-RCL15 Total		45.2	-6,780.00

Meter No SD-RCL5

Reclaimed	Constant	Previous Reading	Current Reading	Volume (Cu. Ft.)	Rate Desc.
Reclaimed		N/A	N/A	N/A	Unbundled

--- ADJUSTMENT ---

	Rate Per AF	Volume AF	Amount
JUN 2005 LPPRE	113.00	22.5	2,542.50
JUN 2005 LPPRE	267.00		-6,007.50
Adjustment Subtotal		22.5	-3,465.00
SD-RCL5 Total		22.5	-3,465.00

Meter No SD-RCL6

Reclaimed	Constant	Previous Reading	Current Reading	Volume (Cu. Ft.)	Rate Desc.
Reclaimed		N/A	N/A	N/A	Unbundled

--- ADJUSTMENT ---

	Rate Per AF	Volume AF	Amount
Jun 2005 lrp contribution	250.00	109.7	-27,425.00
Adjustment Subtotal		109.7	-27,425.00
SD-RCL6 Total		109.7	-27,425.00

Agency Name	Invoice No.	Rev.	Bill Period	Page No.	Mailed On	Due On
San Diego County Water Authority	5072	0	July 2005	7 of 7	08-10-05	09-30-05

Meter No SD-RCL8

Reclaimed	Constant	Previous Reading	Current Reading	Volume (Cu. Ft.)	Rate Desc.
Reclaimed		N/A	N/A	N/A	Unbundled

--- ADJUSTMENT ---			Rate Per AF	Volume AF	Amount
Jun 2005 lrp contribution			200.00	171.8	-34,360.00
Adjustment Subtotal				171.8	-34,360.00
SD-RCL8 Total				171.8	-34,360.00

Meter No SD-RCL9

Reclaimed	Constant	Previous Reading	Current Reading	Volume (Cu. Ft.)	Rate Desc.
		N/A	N/A	N/A	Unbundled

--- ADJUSTMENT ---			Rate Per AF	Volume AF	Amount
Apr 2005 lppre voided			113.00	-13.5	-1,525.50
Apr 2005 lppre voided			267.00		3,604.50
APR 2005 LPPRE			113.00	12.9	1,457.70
APR 2005 LPPRE			267.00		-3,444.30
JUL 2005 LPPRE			113.00	29.1	3,288.30
JUL 2005 LPPRE			267.00		-7,769.70
Adjustment Subtotal				28.5	-4,389.00
SD-RCL9 Total				28.5	-4,389.00

Meter No SDTJ-01A


Treated Domestic	Constant	Previous Reading	Current Reading	Volume (Cu. Ft.)	Rate Desc.
San Diego-Tijuana	133.68	113757	113757	0	Unbundled

--- DELIVERIES ---			Rate Per AF	Volume AF	Amount
Delivery Subtotal				0.0	0.00
SDTJ-01A Total				0.0	0.00

--- OTHER CHARGES AND CREDITS ---			Amount		
Conservation Ag.# 39103					-167,210.00
Conservation Ag.# 55708					-314,310.00
LPPDS Recon FY2003/04 SD-DS1 (1384.9AF@\$85.18/AF+1779.7AF@\$102.18/AF)					299,815.53

VOLUME TOTAL	INVOICE TOTAL
66,454.2	\$23,646,443.53

This invoice was printed on 8/4/2005 at 1:36:14PM



MWD
 METROPOLITAN WATER DISTRICT OF SOUTHERN CALIFORNIA
 700 North Alameda Street
 Los Angeles, CA, 90012-2944

INVOICE

Billed To:
 San Diego County Water Authority



Service Address
 4677 Overland Avenue
 San Diego, Ca. 92123-1233

August 2005	Page No. 1 of 2
Mailed: 09/09/2005	Due Date: 10/31/2005
Invoice Number: 5100	Revision: 0

NOTICE

The MWD Administrative Code Section 4507 and 4508 require that payment must be made in "Good Funds" by the due date or the payment will be considered delinquent and an additional charge shall be assessed.

DELIVERIES	Volume (AF)
Total Water Treated Delivered	31,286.1
Total Water Untreated Delivered	29,124.2

SALES	Type	Volume (AF)	Rate (\$ /AF)	Total (\$)
Full Service	Tier 1 Supply Rate	46,225.2	\$73.00	\$3,374,439.60
	System Access Rate	46,225.2	\$152.00	\$7,026,230.40
	Water Stewardship Rate	46,225.2	\$25.00	\$1,155,630.00
	System Power Rate	46,225.2	\$81.00	\$3,744,241.20
	Treatment Surcharge	20,527.1	\$112.00	\$2,299,035.20
Adjust Full Service Prior Rates				
Certification(s) for 200401 to 200412 for Domestic	Treated	-17.9	\$418.00	(\$7,482.20)
IAWP	Treated	10,845.4		\$3,567,689.10
	Untreated	926.1		\$223,190.10
SUBTOTAL				\$21,382,973.40

MISCELLANEOUS SALES	Volume (AF)	Total (\$)
Surface Storage Operating Agreement - UT, Scheduled	13,549.9	\$3,536,523.90
		\$3,536,523.90

WATER MANAGEMENT	Volume (AF)	Total (\$)
Local Resource Programs	1,978.7	(\$362,894.30)
SUBTOTAL		(\$362,894.30)

EXCHANGES, WHEELING, AND OTHER DELIVERIES	Volume (AF)	Total (\$)
IID San Diego Exchange UnTreated	2,500.0	\$645,000.00
		\$645,000.00

OTHER CHARGES AND CREDITS	Volume (AF)	Rate (\$ /AF)	Total (\$)
Conservation Credit			(\$14,850.00)
Tier 2 Surcharge for 2004	17.9	\$81.00	(\$1,449.90)
SUBTOTAL			(\$16,299.90)

ADDITIONAL INFORMATION	Volume (AF)	Tier1 %	Peak Day	Flow (CFS)
Purchase Order Commitment (Jan 2003 to Dec 2012)	3,342,570.6			
Purchase Order Firm Delivery To Date (Jan 2003 to Dec 2012)	1,355,656.8			
Tier 1 Annual Limit (For Current Year)	501,385.6			
Tier 1 YTD Deliveries (For Current Year)	298,013.9	59.0		
Tier 1 Current Month Deliveries	59,775.1			
Capacity Charge			5/29/2002	1,296.0
Annual Peak Flow			8/30/2005	1,105.5
Summer Peak Flow			8/30/2005	1,105.5

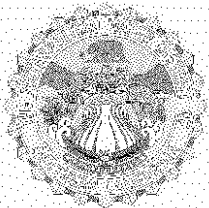
Agency Name	Invoice No.	Rev.	Bill Period	Page No.	Mailed On	Due On
San Diego County Water Authority	5100	0	August 2005	2 of 2	09-09-05	10-31-05

INVOICE TOTAL

Volume AF
73,507.4

Amount Now Due
\$25,185,303.10

Note: Amount Due is based on highlighted fields

**MWD**

METROPOLITAN WATER DISTRICT OF SOUTHERN CALIFORNIA

700 North Alameda Street

Los Angeles, CA, 90012-2944

INVOICE DETAIL**NOTICE**

The MWD Administrative Code Section 4507 and 4508 require that payment must be made in "Good Funds" by the due date or the payment will be considered delinquent and an additional charge shall be assessed.

IN ACCORDANCE WITH READINGS AND BILLING DATA LISTED BELOW

Agency Name	Invoice No.	Rev.	Bill Period	Page No.	Mailed On	Due On
San Diego County Water Authority	5100	0	August 2005	1 of 8	09-09-05	10-31-05

Meter No CM-10

Treated	Constant	Previous Reading	Current Reading	Volume (Cu. Ft.)	Rate Desc.
Treated Domestic		0	0	0	Unbundled

--- ADJUSTMENT ---

	Rate Per AF	Volume AF	Amount
AUG 2005 - Transfer from OC to SD	443.00	68.5	30,345.50
Adjustment Subtotal		68.5	30,345.50
CM-10 Total		68.5	30,345.50

Meter No SD-01A

Treated Domestic	Constant	Previous Reading	Current Reading	Volume (Cu. Ft.)	Rate Desc.
Rainbow Cyn. Rd. e/o Frontage Rd.	1,000	17274728	17491960	217232000	Unbundled

--- DELIVERIES ---

	Rate Per AF	Volume AF	Amount
Tier 1 Supply Rate	73.00	4,987.0	364,051.00
System Access Rate	152.00	4,987.0	758,024.00
Water Stewardship Rate	25.00	4,987.0	124,675.00
System Power Rate	81.00	4,987.0	403,947.00
Treatment Surcharge	112.00	4,987.0	558,544.00
Delivery Subtotal		4,987.0	2,209,241.00
SD-01A Total		4,987.0	2,209,241.00

Meter No SD-01B

Treated Domestic	Constant	Previous Reading	Current Reading	Volume (Cu. Ft.)	Rate Desc.
Rainbow Cyn. Rd. e/o Frontage Rd.	1,000	16829348	17046300	216952000	Unbundled

--- DELIVERIES ---

	Rate Per AF	Volume AF	Amount
Tier 1 Supply Rate	73.00	4,980.5	363,576.50
System Access Rate	152.00	4,980.5	757,036.00
Water Stewardship Rate	25.00	4,980.5	124,512.50
System Power Rate	81.00	4,980.5	403,420.50
Treatment Surcharge	112.00	4,980.5	557,816.00
Delivery Subtotal		4,980.5	2,206,361.50
SD-01B Total		4,980.5	2,206,361.50

MWD2010-00274833

Agency Name	Invoice No.	Rev	Bill Period	Page No.	Mailed On	Due On
San Diego County Water Authority	5100	0	August 2005	2 of 8	09-09-05	10-31-05

Meter No SD-02

Treated Domestic	Constant	Previous Reading	Current Reading	Volume (Cu. Ft.)	Rate Desc.
w/o Rainbow Glen Rd.	100	15422993	15708383	28539000	Unbundled

--- DELIVERIES ---				Rate Per AF	Volume AF	Amount
Tier 1 Supply Rate				73.00	655.2	47,829.60
System Access Rate				152.00	655.2	99,590.40
Water Stewardship Rate				25.00	655.2	16,380.00
System Power Rate				81.00	655.2	53,071.20
Treatment Surcharge				112.00	655.2	73,382.40
Delivery Subtotal					655.2	290,253.60
SD-02 Total					655.2	290,253.60

Meter No SD-03

Untreated Domestic	Constant	Previous Reading	Current Reading	Volume (Cu. Ft.)	Rate Desc.
Rainbow Cyn. Rd. e/o Frontage Rd.	1.000	50975692	51498196	522504000	Unbundled

--- DELIVERIES ---				Rate Per AF	Volume AF	Amount
Tier 1 Supply Rate				73.00	11,995.0	875,635.00
System Access Rate				152.00	11,995.0	1,823,240.00
Water Stewardship Rate				25.00	11,995.0	299,875.00
System Power Rate				81.00	11,995.0	971,595.00
Delivery Subtotal					11,995.0	3,970,345.00
SD-03 Total					11,995.0	3,970,345.00

Meter No SD-05

Treated Domestic	Constant	Previous Reading	Current Reading	Volume (Cu. Ft.)	Rate Desc.
s/o Reche Rd. w/o Wilt Rd.	100	4273724	4365851	9212700	Unbundled

--- DELIVERIES ---				Rate Per AF	Volume AF	Amount
Tier 1 Supply Rate				73.00	211.5	15,439.50
System Access Rate				152.00	211.5	32,148.00
Water Stewardship Rate				25.00	211.5	5,287.50
System Power Rate				81.00	211.5	17,131.50
Treatment Surcharge				112.00	211.5	23,688.00
Delivery Subtotal					211.5	93,694.50
SD-05 Total					211.5	93,694.50

Meter No SD-07

Treated Domestic	Constant	Previous Reading	Current Reading	Volume (Cu. Ft.)	Rate Desc.
e/o Wilt Rd. n/o Dos Ninos Ave.	1.000	89387776	90246568	858792000	Unbundled

--- DELIVERIES ---				Rate Per AF	Volume AF	Amount
Tier 1 Supply Rate				73.00	19,715.2	1,439,209.60
System Access Rate				152.00	19,715.2	2,996,710.40
Water Stewardship Rate				25.00	19,715.2	492,880.00
System Power Rate				81.00	19,715.2	1,596,931.20
Treatment Surcharge				112.00	19,715.2	2,208,102.40
Delivery Subtotal					19,715.2	8,733,833.60

--- ADJUSTMENT ---				Rate Per AF	Volume AF	Amount
Oct 2004 adj full service to agr voided				418.00	6.9	2,884.20

Agency Name	Invoice No.	Rev	Bill Period	Page No.	Mailed On	Due On
San Diego County Water Authority	5100	0	August 2005	3 of 8	09-09-05	10-31-05

--- ADJUSTMENT ---

	Rate Per AF	Volume AF	Amount
Oct 2004 adj full service to agr voided (Yuima)	304.00	-6.9	-2,097.60
Oct 2004 adj full service to agr	418.00	-314.8	-131,586.40
Oct 2004 adj full service to agr (Yuima)	304.00	314.8	95,699.20
Nov 2004 adj full service to agr voided	418.00	331.1	138,399.80
Nov 2004 adj full service to agr voided (Yuima)	304.00	-331.1	-100,654.40
Nov 2004 adj full service to agr	418.00	-41.1	-17,179.80
Nov 2004 adj full service to agr (Yuima)	304.00	41.1	12,494.40
May 2005 adj full service to agr	443.00	-731.2	-323,921.60
May 2005 adj full service to agr (Fallbrook)	329.00	731.2	240,564.80
Jul 2005 adj full service to agr	443.00	-83.8	-37,123.40
Jul 2005 adj full service to agr (Carlsbad Municipal)	329.00	83.8	27,570.20
Jul 2005 adj full service to agr	443.00	-1,199.1	-531,201.30
Jul 2005 adj full service to agr (Fallbrook)	329.00	1,199.1	394,503.90
Jul 2005 adj full service to agr	443.00	-79.3	-35,129.90
Jul 2005 adj full service to agr (Oceanside)	329.00	79.3	26,089.70
Jul 2005 adj full service to agr	443.00	-47.4	-20,998.20
Jul 2005 adj full service to agr (Olivenhain)	329.00	47.4	15,594.60
Jul 2005 adj full service to agr	443.00	-9.8	-4,341.40
Jul 2005 adj full service to agr (Otay)	329.00	9.8	3,224.20
Jul 2005 adj full service to agr	443.00	-2,712.6	-1,201,681.80
Jul 2005 adj full service to agr (Rainbow)	329.00	2,712.6	892,445.40
Jul 2005 adj full service to agr	443.00	-563.1	-249,453.30
Jul 2005 adj full service to agr (Ramona)	329.00	563.1	185,259.90
Jul 2005 adj full service to agr	443.00	-2.9	-1,284.70
Jul 2005 adj full service to agr (City of San Diego)	329.00	2.9	954.10
Jul 2005 adj full service to agr	443.00	-312.2	-138,304.60
Jul 2005 adj full service to agr (Vallecitos)	329.00	312.2	102,713.80
Jul 2005 adj full service to agr	443.00	-4,529.0	-2,006,347.00
Jul 2005 adj full service to agr (Valley Center)	329.00	4,529.0	1,490,041.00
Jul 2005 adj full service to agr	443.00	-37.8	-16,745.40
Jul 2005 adj full service to agr (Vista)	329.00	37.8	12,436.20
Jul 2005 adj full service to agr	443.00	-0.5	-221.50
Jul 2005 adj full service to agr (Santa Fe Irrigation)	329.00	0.5	164.50
Jul 2005 adj full service to agr	443.00	-518.8	-229,828.40
Jul 2005 adj full service to agr (Yuima)	329.00	518.8	170,685.20
Adjustment Subtotal		0.0	-1,236,375.60
SD-07 Total		19,715.2	7,497,458.00

Meter No SD-08

Treated Domestic	Constant	Previous Reading	Current Reading	Volume (Cu. Ft.)	Rate Desc.
n/o Red Mtn. n/o Mission Rd.	100	25547324	25737772	19044800	Unbundled

--- DELIVERIES ---

	Rate Per AF	Volume AF	Amount
Tier 1 Supply Rate	73.00	437.2	31,915.60
System Access Rate	152.00	437.2	66,454.40
Water Stewardship Rate	25.00	437.2	10,930.00
System Power Rate	81.00	437.2	35,413.20
Treatment Surcharge	112.00	437.2	48,966.40
Delivery Subtotal		437.2	193,679.60
SD-08 Total		437.2	193,679.60

Meter No SD-09

Treated Domestic	Constant	Previous Reading	Current Reading	Volume (Cu. Ft.)	Rate Desc.
w/o Rainbow Glen. Rd. n/o Red Mtn.	100	6339296	6469752	13045600	Unbundled

--- DELIVERIES ---

	Rate Per AF	Volume AF	Amount
Tier 1 Supply Rate	73.00	299.5	21,863.50

Agency Name	Invoice No.	Rev	Bill Period	Page No.	Mailed On	Due On
San Diego County Water Authority	5100	0	August 2005	4 of 8	09-09-05	10-31-05

--- DELIVERIES ---

	Rate Per AF	Volume AF	Amount
System Access Rate	152.00	299.5	45,524.00
Water Stewardship Rate	25.00	299.5	7,487.50
System Power Rate	81.00	299.5	24,259.50
Treatment Surcharge	112.00	299.5	33,544.00
Delivery Subtotal		299.5	132,678.50
SD-09 Total		299.5	132,678.50

Meter No SD-11

Untreated Domestic	Constant	Previous Reading	Current Reading	Volume (Cu. Ft.)	Rate Desc
e/o Wilt Rd. n/o Dos Ninos Ave.	10.000	10529029	10603644	746150000	Unbundled

--- DELIVERIES ---

	Rate Per AF	Volume AF	Amount
Tier 1 Supply Rate	73.00	17,129.2	1,250,431.60
System Access Rate	152.00	17,129.2	2,603,638.40
Water Stewardship Rate	25.00	17,129.2	428,230.00
System Power Rate	81.00	17,129.2	1,387,465.20
Delivery Subtotal		17,129.2	5,669,765.20

--- ADJUSTMENT ---

	Rate Per AF	Volume AF	Amount
Jun 2005 adj full service to agr	331.00	-74.6	-24,692.60
Jun 2005 adj full service to agr (Poway)	241.00	74.6	17,978.60
JUN 2005 ADJ Surface Storage TO Scheduled SOLD VOIDED (San Diego CWA)	261.00	-758.5	-197,968.50
JUN 2005 ADJ Surface Storage TO Scheduled SOLD VOIDED (San Diego CWA)	261.00	-3,976.0	-1,037,736.00
JUN 2005 ADJ Surface Storage TO Scheduled SOLD VOIDED (San Diego CWA)	261.00	-4,490.1	-1,171,916.10
JUN 2005 ADJ Surface Storage TO Scheduled SOLD (San Diego CWA)	261.00	758.5	197,968.50
JUN 2005 ADJ Surface Storage TO Scheduled SOLD (San Diego CWA)	261.00	3,976.0	1,037,736.00
JUN 2005 ADJ Surface Storage TO Scheduled SOLD (San Diego CWA)	261.00	6,431.1	1,678,517.10
Jul 2005 adj full service to agr	331.00	-529.5	-175,264.50
Jul 2005 adj full service to agr (Escondido)	241.00	529.5	127,609.50
Jul 2005 adj full service to agr	331.00	-123.9	-41,010.90
Jul 2005 adj full service to agr (Oceanside)	241.00	123.9	29,859.90
Jul 2005 adj full service to agr	331.00	-137.6	-45,545.60
Jul 2005 adj full service to agr (Olivenhain)	241.00	137.6	33,161.60
Jul 2005 adj full service to agr	331.00	-16.0	-5,296.00
Jul 2005 adj full service to agr (Ramona)	241.00	16.0	3,856.00
Jul 2005 adj full service to agr	331.00	-19.1	-6,322.10
Jul 2005 adj full service to agr (City of San Diego)	241.00	19.1	4,603.10
Jul 2005 adj full service to agr	331.00	-2.4	-794.40
Jul 2005 adj full service to agr (Vista)	241.00	2.4	578.40
JUL 2005 ADJ Surface Storage TO Scheduled SOLD VOIDED (San Diego CWA)	261.00	-124.0	-32,364.00
JUL 2005 ADJ Surface Storage TO Scheduled SOLD VOIDED (San Diego CWA)	261.00	-2,183.9	-569,997.90
JUL 2005 ADJ Surface Storage TO Scheduled SOLD VOIDED (San Diego CWA)	261.00	-4,864.0	-1,269,504.00
JUL 2005 ADJ Surface Storage TO Scheduled SOLD VOIDED (San Diego CWA)	261.00	-1,873.6	-489,009.60
JUL 2005 ADJ Surface Storage TO Scheduled SOLD (San Diego CWA)	261.00	124.0	32,364.00
JUL 2005 ADJ Surface Storage TO Scheduled SOLD (San Diego CWA)	261.00	242.9	63,396.90
JUL 2005 ADJ Surface Storage TO Scheduled SOLD (San Diego CWA)	261.00	4,864.0	1,269,504.00
JUL 2005 ADJ Surface Storage TO Scheduled SOLD (San Diego CWA)	261.00	6,326.6	1,651,242.60
Jul 2005 adj full service to agr	331.00	-23.0	-7,613.00
Jul 2005 adj full service to agr (Santa Fe Irrigation)	241.00	23.0	5,543.00
Aug 2005 adj exch iid to sdcwa	331.00	-2,500.0	-827,500.00
Aug 2005 adj exch iid to sdcwa (San Diego CWA)	258.00		645,000.00
AUG 2005 ADJ Surface Storage TO Scheduled SOLD (San Diego CWA)	261.00	2,446.0	638,406.00
AUG 2005 ADJ Surface Storage TO Scheduled SOLD (San Diego CWA)	261.00	1,583.0	413,163.00
AUG 2005 ADJ Surface Storage TO Scheduled SOLD (San Diego CWA)	261.00	2,520.4	657,824.40
AUG 2005 ADJ Surface Storage TO Scheduled SOLD (San Diego CWA)	261.00	2,151.2	561,463.20
AUG 2005 ADJ Surface Storage TO Scheduled SOLD (San Diego CWA)	261.00	396.3	103,434.30
Adjustment Subtotal		11,049.9	3,270,674.90

Agency Name	Invoice No.	Rev.	Bill Period	Page No.	Mailed On	Due On
San Diego County Water Authority	5100	0	August 2005	5 of 8	09-09-05	10-31-05

SD-11 Total 28,179.1 8,940,440.10

Meter No SD-DS1

Desalted	Constant	Previous Reading	Current Reading	Volume (Cu. Ft.)	Rate Desc.
Desalted		N/A	N/A	N/A	Unbundled

--- ADJUSTMENT ---

	Rate Per AF	Volume AF	Amount
Jul 2005 lppds contribution	100.00	249.1	-24,910.00
Aug 2005 lppds contribution	100.00	252.4	-25,240.00
Adjustment Subtotal		501.5	-50,150.00
SD-DS1 Total		501.5	-50,150.00

Meter No SD-GRP1

Recovered	Constant	Previous Reading	Current Reading	Volume (Cu. Ft.)	Rate Desc.
Recovered Greenbelt		N/A	N/A	N/A	Unbundled

--- ADJUSTMENT ---

	Rate Per AF	Volume AF	Amount
AUG 2005 GRP	465.00	170.3	79,189.50
AUG 2005 GRP	715.00		-121,764.50
Adjustment Subtotal		170.3	-42,575.00
SD-GRP1 Total		170.3	-42,575.00

Meter No SD-RCL1

Reclaimed	Constant	Previous Reading	Current Reading	Volume (Cu. Ft.)	Rate Desc.
Reclaimed		N/A	N/A	N/A	Unbundled

--- ADJUSTMENT ---

	Rate Per AF	Volume AF	Amount
Aug 2005 lrp contribution	250.00	45.8	-11,450.00
Adjustment Subtotal		45.8	-11,450.00
SD-RCL1 Total		45.8	-11,450.00

Meter No SD-RCL10

Reclaimed	Constant	Previous Reading	Current Reading	Volume (Cu. Ft.)	Rate Desc.
No Address 1		N/A	N/A	N/A	Unbundled

--- ADJUSTMENT ---

	Rate Per AF	Volume AF	Amount
Jul 2005 contribution	200.00	550.7	-110,140.00
Adjustment Subtotal		550.7	-110,140.00
SD-RCL10 Total		550.7	-110,140.00

Meter No SD-RCL11

Reclaimed	Constant	Previous Reading	Current Reading	Volume (Cu. Ft.)	Rate Desc.
Reclaimed		N/A	N/A	N/A	Unbundled

--- ADJUSTMENT ---

	Rate Per AF	Volume AF	Amount
Aug 2005 contribution	250.00	35.8	-8,950.00
Adjustment Subtotal		35.8	-8,950.00

Agency Name	Invoice No.	Rev.	Bill Period	Page No.	Mailed On	Due On
San Diego County Water Authority	5100	0	August 2005	6 of 8	09-09-05	10-31-05

SD-RCL11 Total 35.8 -8,950.00

Meter No SD-RCL12

Reclaimed	Constant	Previous Reading	Current Reading	Volume (Cu. Ft.)	Rate Desc.
Reclaimed		N/A	N/A	N/A	Unbundled

--- ADJUSTMENT ---			Rate Per AF	Volume AF	Amount
Jul 2005 lrp contribution			250.00	92.0	-23,000.00
Adjustment Subtotal				92.0	-23,000.00
				92.0	-23,000.00

Meter No SD-RCL13

Reclaimed	Constant	Previous Reading	Current Reading	Volume (Cu. Ft.)	Rate Desc.
Reclaimed		N/A	N/A	N/A	Unbundled

--- ADJUSTMENT ---			Rate Per AF	Volume AF	Amount
Aug 2005 contribution			250.00	146.2	-36,550.00
Adjustment Subtotal				146.2	-36,550.00
				146.2	-36,550.00

Meter No SD-RCL14

Reclaimed	Constant	Previous Reading	Current Reading	Volume (Cu. Ft.)	Rate Desc.
Reclaimed		N/A	N/A	N/A	Unbundled

--- ADJUSTMENT ---			Rate Per AF	Volume AF	Amount
Aug 2005 contribution			190.00	22.1	-4,199.00
Adjustment Subtotal				22.1	-4,199.00
				22.1	-4,199.00

Meter No SD-RCL15

Reclaimed	Constant	Previous Reading	Current Reading	Volume (Cu. Ft.)	Rate Desc.
Reclaimed		N/A	N/A	N/A	Unbundled

--- ADJUSTMENT ---			Rate Per AF	Volume AF	Amount
Aug 2005 contribution			150.00	66.5	-9,975.00
Adjustment Subtotal				66.5	-9,975.00
				66.5	-9,975.00

Meter No SD-RCL5

Reclaimed	Constant	Previous Reading	Current Reading	Volume (Cu. Ft.)	Rate Desc.
		N/A	N/A	N/A	Unbundled

--- ADJUSTMENT ---			Rate Per AF	Volume AF	Amount
JUL 2005 LPPRE			113.00	13.4	1,514.20
JUL 2005 LPPRE			267.00		-3,577.80
Adjustment Subtotal				13.4	-2,063.60
				13.4	-2,063.60

Agency Name	Invoice No.	Rev.	Bill Period	Page No.	Mailed On	Due On
San Diego County Water Authority	5100	0	August 2005	7 of 8	09-09-05	10-31-05

Meter No SD-RCL6

Reclaimed	Constant	Previous Reading	Current Reading	Volume (Cu. Ft.)	Rate Desc.
Reclaimed		N/A	N/A	N/A	Unbundled

--- ADJUSTMENT ---

	Rate Per AF	Volume AF	Amount
Jul 2005 lrp contribution	185.00	112.7	-20,849.50
Adjustment Subtotal		112.7	-20,849.50
SD-RCL6 Total		112.7	-20,849.50

Meter No SD-RCL8

Reclaimed	Constant	Previous Reading	Current Reading	Volume (Cu. Ft.)	Rate Desc.
Reclaimed		N/A	N/A	N/A	Unbundled

--- ADJUSTMENT ---

	Rate Per AF	Volume AF	Amount
Jul 2005 lrp contribution	200.00	192.4	-38,480.00
Adjustment Subtotal		192.4	-38,480.00
SD-RCL8 Total		192.4	-38,480.00

Meter No SD-RCL9

Reclaimed	Constant	Previous Reading	Current Reading	Volume (Cu. Ft.)	Rate Desc.
		N/A	N/A	N/A	Unbundled

--- ADJUSTMENT ---

	Rate Per AF	Volume AF	Amount
AUG 2005 LPPRE	113.00	29.3	3,310.90
AUG 2005 LPPRE	267.00		-7,823.10
Adjustment Subtotal		29.3	-4,512.20
SD-RCL9 Total		29.3	-4,512.20

Meter No SDTJ-01A

Treated Domestic	Constant	Previous Reading	Current Reading	Volume (Cu. Ft.)	Rate Desc.
San Diego-Tijuana	133.68	113757	113757	0	Unbundled

--- DELIVERIES ---

	Rate Per AF	Volume AF	Amount
Delivery Subtotal		0.0	0.00
SDTJ-01A Total		0.0	0.00

--- OTHER CHARGES AND CREDITS ---

	Amount
Conservation Ag.# 55708	-990.00
Conservation Ag.# 55708	-440.00
Conservation Ag.# 55708	-550.00
Conservation Ag.# 55708	-860.00
Conservation Ag.# 55708	-110.00
Conservation Ag.# 55708	-110.00
Conservation Ag.# 55708	-110.00
Conservation Ag.# 55708	-860.00
Conservation Ag.# 55708	-110.00
Conservation Ag.# 55708	-440.00
Conservation Ag.# 55708	-1,100.00
Conservation Ag.# 55708	-220.00
Conservation Ag.# 55708	-110.00
Conservation Ag.# 55708	-7,260.00

Agency Name	Invoice No.	Rev.	Bill Period	Page No.	Mailed On	Due On
San Diego County Water Authority	5100	0	August 2005	8 of 8	09-09-05	10-31-05

Conservation Ag.# 55708	-440.00
Conservation Ag.# 55708	-1,320.00
Conservation Ag.# 55708	-220.00
Tier 2 Surcharge adjustment for prior calendar year 2004	-1,449.90


VOLUME TOTAL

73,507.4

INVOICE TOTAL

\$25,185,303.10

This invoice was printed on 9/8/2005 at 11:18:18AM

**MWD**

METROPOLITAN WATER DISTRICT OF SOUTHERN CALIFORNIA

700 North Alameda Street

Los Angeles, CA, 90012-2944

INVOICE**Billed To:**

San Diego County Water Authority

**Service Address**4677 Overland Avenue
San Diego, Ca. 92123-1233

September 2005	Page No. 1 of 2
Mailed: 10/10/2005	Due Date: 11/30/2005
Invoice Number: 5128	Revision: 0

NOTICE

The MWD Administrative Code Section 4507 and 4508 require that payment must be made in "Good Funds" by the due date or the payment will be considered delinquent and an additional charge shall be assessed.

DELIVERIES

	Volume (AF)
Total Water Treated Delivered	26,931.7
Total Water Untreated Delivered	28,327.5

SALES

	Type	Volume (AF)	Rate (\$ /AF)	Total (\$)
Full Service	Tier 1 Supply Rate	43,340.4	\$73.00	\$3,163,849.20
	System Access Rate	43,340.4	\$152.00	\$6,587,740.80
	Water Stewardship Rate	43,340.4	\$25.00	\$1,083,510.00
	System Power Rate	43,340.4	\$81.00	\$3,510,572.40
	Treatment Surcharge	18,572.9	\$112.00	\$2,080,164.80
IAWP	Treated	8,423.0		\$2,771,167.00
	Untreated	1,060.0		\$255,460.00
SUBTOTAL				\$19,452,464.20

MISCELLANEOUS SALES

	Volume (AF)	Total (\$)
Surface Storage Operating Agreement - UT, Scheduled	14,411.1	\$3,761,297.10
		\$3,761,297.10

WATER MANAGEMENT

	Volume (AF)	Total (\$)
Local Resource Programs	1,581.9	(\$319,463.30)
SUBTOTAL		(\$319,463.30)

EXCHANGES, WHEELING, AND OTHER DELIVERIES

	Volume (AF)	Total (\$)
IID San Diego Exchange UnTreated	2,500.0	\$645,000.00
		\$645,000.00

OTHER CHARGES AND CREDITS

	Rate (\$ /AF)	
Conservation Credit	(\$57,750.00)	
Miscellaneous Debit/Credit (See Detail)	(\$498,830.99)	
SUBTOTAL		(\$556,580.99)

ADDITIONAL INFORMATION

	Volume (AF)	Tier1 %	Peak Day	Flow (CFS)
Purchase Order Commitment (Jan 2003 to Dec 2012)	3,342,570.6			
Purchase Order Firm Delivery To Date (Jan 2003 to Dec 2012)	1,413,408.3			
Tier 1 Annual Limit (For Current Year)	501,385.6			
Tier 1 YTD Deliveries (For Current Year)	355,765.4	71.0		
Tier 1 Current Month Deliveries	57,751.5			
Capacity Charge			5/29/2002	1,296.0
Annual Peak Flow			8/30/2005	1,105.5
Summer Peak Flow			8/30/2005	1,105.5

MWD2010-00274841

Agency Name	Invoice No.	Rev.	Bill Period	Page No.	Mailed On	Due On
San Diego County Water Authority	5128	0	September 2005	2 of 2	10-10-05	11-30-05

INVOICE TOTAL

Volume AF
68,816.4

Amount Now Due
\$22,982,717.01

Note: Amount Due is based on highlighted fields.



MWD
 METROPOLITAN WATER DISTRICT OF SOUTHERN CALIFORNIA
 700 North Alameda Street
 Los Angeles, CA, 90012-2944

INVOICE DETAIL

NOTICE

The MWD Administrative Code Section 4507 and 4508 require that payment must be made in "Good Funds" by the due date or the payment will be considered delinquent and an additional charge shall be assessed.

IN ACCORDANCE WITH READINGS AND BILLING DATA LISTED BELOW:

Agency Name	Invoice No.	Rev.	Bill Period	Page No.	Mailed On	Due On
San Diego County Water Authority	5128	0	September 2005	1 of 8	10-10-05	11-30-05

Meter No CM-10

Treated	Constant	Previous Reading	Current Reading	Volume (Cu. Ft.)	Rate Desc.
Treated Domestic		0	0	0	Unbundled

--- ADJUSTMENT ---

	Rate Per AF	Volume AF	Amount
SEP 2005 - OC to SD Transfer.	443.00	64.2	28,440.60
Adjustment Subtotal		64.2	28,440.60
CM-10 Total		64.2	28,440.60

Meter No SD-01A

Treated Domestic	Constant	Previous Reading	Current Reading	Volume (Cu. Ft.)	Rate Desc.
Rainbow Cyn. Rd. e/o Frontage Rd.	1,000	17491960	17693820	201860000	Unbundled

--- DELIVERIES ---

	Rate Per AF	Volume AF	Amount
Tier 1 Supply Rate	73.00	4,634.1	338,289.30
System Access Rate	152.00	4,634.1	704,383.20
Water Stewardship Rate	25.00	4,634.1	115,852.50
System Power Rate	81.00	4,634.1	375,362.10
Treatment Surcharge	112.00	4,634.1	519,019.20
Delivery Subtotal		4,634.1	2,052,906.30
SD-01A Total		4,634.1	2,052,906.30

Meter No SD-01B

Treated Domestic	Constant	Previous Reading	Current Reading	Volume (Cu. Ft.)	Rate Desc.
Rainbow Cyn. Rd. e/o Frontage Rd.	1,000	17046300	17246948	200648000	Unbundled

--- DELIVERIES ---

	Rate Per AF	Volume AF	Amount
Tier 1 Supply Rate	73.00	4,606.2	336,252.60
System Access Rate	152.00	4,606.2	700,142.40
Water Stewardship Rate	25.00	4,606.2	115,155.00
System Power Rate	81.00	4,606.2	373,102.20
Treatment Surcharge	112.00	4,606.2	515,894.40
Delivery Subtotal		4,606.2	2,040,546.60
SD-01B Total		4,606.2	2,040,546.60

Agency Name	Invoice No.	Rev.	Bill Period	Page No.	Mailed On	Due On
San Diego County Water Authority	5128	0	September 2005	2 of 8	10-10-05	11-30-05

Meter No SD-02

Treated Domestic	Constant	Previous Reading	Current Reading	Volume (Cu. Ft.)	Rate Desc.
w/o Rainbow Glen Rd.	100	15708383	15951056	24267300	Unbundled

--- DELIVERIES ---

	Rate Per AF	Volume AF	Amount
Tier 1 Supply Rate	73.00	557.1	40,668.30
System Access Rate	152.00	557.1	84,679.20
Water Stewardship Rate	25.00	557.1	13,927.50
System Power Rate	81.00	557.1	45,125.10
Treatment Surcharge	112.00	557.1	62,395.20
Sep 2005, meter under 10% flow Tier 1 supply rate	73.00	0.3	21.90
Sep 2005, meter under 10% flow System access rate	152.00	0.3	45.60
Sep 2005, meter under 10% flow Water stewardship rate	25.00	0.3	7.50
Sep 2005, meter under 10% flow System power rate	81.00	0.3	24.30
Sep 2005, meter under 10% flow Treatment surcharge	112.00	0.3	33.60
Delivery Subtotal		557.4	246,928.20
SD-02 Total		557.4	246,928.20

Meter No SD-03

Untreated Domestic	Constant	Previous Reading	Current Reading	Volume (Cu. Ft.)	Rate Desc.
Rainbow Cyn. Rd. e/o Frontage Rd.	1,000	51498196	51990712	492516000	Unbundled

--- DELIVERIES ---

	Rate Per AF	Volume AF	Amount
Tier 1 Supply Rate	73.00	11,306.6	825,381.80
System Access Rate	152.00	11,306.6	1,718,603.20
Water Stewardship Rate	25.00	11,306.6	282,665.00
System Power Rate	81.00	11,306.6	915,834.60
Delivery Subtotal		11,306.6	3,742,484.60
SD-03 Total		11,306.6	3,742,484.60

Meter No SD-05

Treated Domestic	Constant	Previous Reading	Current Reading	Volume (Cu. Ft.)	Rate Desc.
s/o Reche Rd. w/o Wilt Rd.	100	4365851	4501215	13536400	Unbundled

--- DELIVERIES ---

	Rate Per AF	Volume AF	Amount
Tier 1 Supply Rate	73.00	310.8	22,688.40
System Access Rate	152.00	310.8	47,241.60
Water Stewardship Rate	25.00	310.8	7,770.00
System Power Rate	81.00	310.8	25,174.80
Treatment Surcharge	112.00	310.8	34,809.60
Delivery Subtotal		310.8	137,684.40
SD-05 Total		310.8	137,684.40

Meter No SD-07

Treated Domestic	Constant	Previous Reading	Current Reading	Volume (Cu. Ft.)	Rate Desc.
e/o Wilt Rd. n/o Dos Ninos Ave.	1,000	90246568	90950304	703736000	Unbundled

--- DELIVERIES ---

	Rate Per AF	Volume AF	Amount
Tier 1 Supply Rate	73.00	16,155.6	1,179,358.80
System Access Rate	152.00	16,155.6	2,455,651.20
Water Stewardship Rate	25.00	16,155.6	403,890.00
System Power Rate	81.00	16,155.6	1,308,603.60
Treatment Surcharge	112.00	16,155.6	1,809,427.20

Agency Name	Invoice No.	Rev	Bill Period	Page No.	Mailed On	Due On
San Diego County Water Authority	5128	0	September 2005	3 of 8	10-10-05	11-30-05

Delivery Subtotal 16,155.6 7,156,930.80

--- ADJUSTMENT ---

	Rate Per AF	Volume AF	Amount
May 2005 adj full service to agr voided	443.00	1,755.3	777,597.90
May 2005 adj full service to agr voided (Fallbrook)	329.00	-1,755.3	-577,493.70
Jun 2005 adj full service to agr voided	443.00	388.6	172,149.80
Jun 2005 adj full service to agr voided (Ramona)	329.00	-388.6	-127,849.40
Jun 2005 adj full service to agr	443.00	-308.1	-136,488.30
Jun 2005 adj full service to agr (Ramona)	329.00	308.1	101,364.90
Jul 2005 adj full service to agr	443.00	-459.2	-203,425.60
Jul 2005 adj full service to agr (Ramona)	329.00	459.2	151,076.80
Jul 2005 adj full service to agr	443.00	-91.8	-40,867.40
Jul 2005 adj full service to agr (Rincon)	329.00	91.8	30,202.20
Jul 2005 adj full service to agr voided	443.00	563.1	249,453.30
Jul 2005 adj full service to agr voided (Ramona)	329.00	-563.1	-185,259.90
Aug 2005 adj full service to agr	443.00	-91.2	-40,401.60
Aug 2005 adj full service to agr (Carlsbad Municipal)	329.00	91.2	30,004.80
Aug 2005 adj full service to agr	443.00	-1,092.2	-483,844.60
Aug 2005 adj full service to agr (Fallbrook)	329.00	1,092.2	359,333.80
Aug 2005 adj full service to agr	443.00	-87.7	-38,851.10
Aug 2005 adj full service to agr (Oceanside)	329.00	87.7	28,853.30
Aug 2005 adj full service to agr	443.00	-49.3	-21,839.90
Aug 2005 adj full service to agr (Olivenhain)	329.00	49.3	16,219.70
Aug 2005 adj full service to agr	443.00	-11.0	-4,873.00
Aug 2005 adj full service to agr (Otay)	329.00	11.0	3,619.00
Aug 2005 adj full service to agr	443.00	-263.0	-116,509.00
Aug 2005 adj full service to agr (Padre Dam)	329.00	263.0	86,527.00
Aug 2005 adj full service to agr	443.00	-2,764.7	-1,224,762.10
Aug 2005 adj full service to agr (Rainbow)	329.00	2,764.7	909,586.30
Aug 2005 adj full service to agr	443.00	-413.4	-183,136.20
Aug 2005 adj full service to agr (Ramona)	329.00	413.4	136,008.60
Aug 2005 adj full service to agr	443.00	-93.1	-41,243.30
Aug 2005 adj full service to agr (Rincon)	329.00	93.1	30,629.90
Aug 2005 adj full service to agr	443.00	-3.0	-1,329.00
Aug 2005 adj full service to agr (City of San Diego)	329.00	3.0	987.00
Aug 2005 adj full service to agr	443.00	-0.6	-265.80
Aug 2005 adj full service to agr (Santa Fe Irrigation)	329.00	0.6	197.40
Aug 2005 adj full service to agr	443.00	-335.0	-148,405.00
Aug 2005 adj full service to agr (Vallecitos)	329.00	335.0	110,215.00
Aug 2005 adj full service to agr	443.00	-4,406.7	-1,952,168.10
Aug 2005 adj full service to agr (Valley Center)	329.00	4,406.7	1,449,804.30
Aug 2005 adj full service to agr	443.00	-615.1	-272,489.30
Aug 2005 adj full service to agr (Yuima)	329.00	615.1	202,367.90
Aug 2005 adj full service to agr	443.00	-44.9	-19,890.70
Aug 2005 adj full service to agr (Vista)	329.00	44.9	14,772.10
Adjustment Subtotal		0.0	-860,222.00
SD-07 Total		16,155.6	6,196,708.80

Meter No SD-08

Treated Domestic	Constant	Previous Reading	Current Reading	Volume (Cu. Ft.)	Rate Desc.
n/o Red Mtn. n/o Mission Rd.	100	25737772	25930588	19281600	Unbundled

--- DELIVERIES ---

	Rate Per AF	Volume AF	Amount
Tier 1 Supply Rate	73.00	442.6	32,309.80
System Access Rate	152.00	442.6	67,275.20
Water Stewardship Rate	25.00	442.6	11,065.00
System Power Rate	81.00	442.6	35,850.60
Treatment Surcharge	112.00	442.6	49,571.20
Delivery Subtotal		442.6	196,071.80

Agency Name	Invoice No.	Rev	Bill Period	Page No.	Mailed On	Due On
San Diego County Water Authority	5128	0	September 2005	4 of 8	10-10-05	11-30-05

SD-08 Total 442.8 196,071.80

Meter No SD-09

Treated Domestic	Constant	Previous Reading	Current Reading	Volume (Cu. Ft.)	Rate Desc.
w/o Rainbow Glen Rd. n/o Red Mtn.	100	6469752	6567779	9802700	Unbundled

--- DELIVERIES ---

	Rate Per AF	Volume AF	Amount
Tier 1 Supply Rate	73.00	225.0	16,425.00
System Access Rate	152.00	225.0	34,200.00
Water Stewardship Rate	25.00	225.0	5,625.00
System Power Rate	81.00	225.0	18,225.00
Treatment Surcharge	112.00	225.0	25,200.00
Delivery Subtotal		225.0	99,675.00
SD-09 Total		225.0	99,675.00

Meter No SD-11

Untreated Domestic	Constant	Previous Reading	Current Reading	Volume (Cu. Ft.)	Rate Desc.
e/o Wilt Rd. n/o Dos Ninos Ave.	10,000	10603644	10677787	741430000	Unbundled

--- DELIVERIES ---

	Rate Per AF	Volume AF	Amount
Tier 1 Supply Rate	73.00	17,020.9	1,242,525.70
System Access Rate	152.00	17,020.9	2,587,176.80
Water Stewardship Rate	25.00	17,020.9	425,522.50
System Power Rate	81.00	17,020.9	1,378,692.90
Delivery Subtotal		17,020.9	5,633,917.90

--- ADJUSTMENT ---

	Rate Per AF	Volume AF	Amount
Jun 2005 adj full service to agr voided	331.00	132.9	43,989.90
Jun 2005 adj full service to agr voided (Ramona)	241.00	-132.9	-32,028.90
Jun 2005 adj full service to agr	331.00	-105.4	-34,887.40
Jun 2005 adj full service to agr (Ramona)	241.00	105.4	25,401.40
JUN 2005 ADJ Surface Storage TO Scheduled SOLD VOIDED (San Diego CWA)	261.00	-758.5	-197,968.50
JUN 2005 ADJ Surface Storage TO Scheduled SOLD VOIDED (San Diego CWA)	261.00	-3,976.0	-1,037,736.00
JUN 2005 ADJ Surface Storage TO Scheduled SOLD VOIDED (San Diego CWA)	261.00	-6,431.1	-1,678,517.10
JUN 2005 ADJ Surface Storage TO Scheduled SOLD (San Diego CWA)	261.00	758.5	197,968.50
JUN 2005 ADJ Surface Storage TO Scheduled SOLD (San Diego CWA)	261.00	99.1	25,865.10
JUN 2005 ADJ Surface Storage TO Scheduled SOLD (San Diego CWA)	261.00	3,976.0	1,037,736.00
JUN 2005 ADJ Surface Storage TO Scheduled SOLD (San Diego CWA)	261.00	6,674.0	1,741,914.00
Jul 2005 adj full service to agr	331.00	-13.1	-4,336.10
Jul 2005 adj full service to agr (Ramona)	241.00	13.1	3,157.10
Jul 2005 adj full service to agr	331.00	-70.6	-23,368.60
Jul 2005 adj full service to agr (Poway)	241.00	70.6	17,014.60
JUL 2005 ADJ Surface Storage TO Scheduled SOLD VOIDED (San Diego CWA)	261.00	-124.0	-32,364.00
JUL 2005 ADJ Surface Storage TO Scheduled SOLD VOIDED (San Diego CWA)	261.00	-242.9	-63,396.90
JUL 2005 ADJ Surface Storage TO Scheduled SOLD VOIDED (San Diego CWA)	261.00	-4,864.0	-1,269,504.00
JUL 2005 ADJ Surface Storage TO Scheduled SOLD VOIDED (San Diego CWA)	261.00	-6,326.6	-1,651,242.60
JUL 2005 ADJ Surface Storage TO Scheduled SOLD (San Diego CWA)	261.00	24.9	6,498.90
JUL 2005 ADJ Surface Storage TO Scheduled SOLD (San Diego CWA)	261.00	2,446.0	638,406.00
JUL 2005 ADJ Surface Storage TO Scheduled SOLD (San Diego CWA)	261.00	4,864.0	1,269,504.00
JUL 2005 ADJ Surface Storage TO Scheduled SOLD (San Diego CWA)	261.00	5,340.6	1,393,896.60
Jul 2005 adj full service to agr voided	331.00	16.0	5,296.00
Jul 2005 adj full service to agr voided (Ramona)	241.00	-16.0	-3,856.00
Aug 2005 adj full service to agr	331.00	-597.2	-197,873.20
Aug 2005 adj full service to agr (Escondido)	241.00	597.2	143,925.20
Aug 2005 adj full service to agr	331.00	-153.1	-50,876.10
Aug 2005 adj full service to agr (Oceanside)	241.00	153.1	36,897.10
Aug 2005 adj full service to agr	331.00	-150.1	-49,683.10
Aug 2005 adj full service to agr (Olivenhain)	241.00	150.1	36,174.10
Aug 2005 adj full service to agr	331.00	-83.3	-27,572.30

Agency Name	Invoice No.	Rev	Bill Period	Page No.	Mailed On	Due On
San Diego County Water Authority	5128	0	September 2005	5 of 8	10-10-05	11-30-05

--- ADJUSTMENT ---

	Rate Per AF	Volume AF	Amount
Aug 2005 adj full service to agr (Ramona)	241.00	83.3	20,075.30
Aug 2005 adj full service to agr	331.00	-17.5	-5,792.50
Aug 2005 adj full service to agr (City of San Diego)	241.00	17.5	4,217.50
Aug 2005 adj full service to agr	331.00	-17.0	-5,627.00
Aug 2005 adj full service to agr (Santa Fe Irrigation)	241.00	17.0	4,097.00
AUG 2005 ADJ Surface Storage TO Scheduled SOLD VOIDED (San Diego CWA)	261.00	-2,446.0	-638,406.00
AUG 2005 ADJ Surface Storage TO Scheduled SOLD VOIDED (San Diego CWA)	261.00	-1,583.0	-413,163.00
AUG 2005 ADJ Surface Storage TO Scheduled SOLD VOIDED (San Diego CWA)	261.00	-2,520.4	-657,824.40
AUG 2005 ADJ Surface Storage TO Scheduled SOLD VOIDED (San Diego CWA)	261.00	-2,151.2	-561,463.20
AUG 2005 ADJ Surface Storage TO Scheduled SOLD VOIDED (San Diego CWA)	261.00	-396.3	-103,434.30
AUG 2005 ADJ Surface Storage TO Scheduled SOLD (San Diego CWA)	261.00	1,583.0	413,163.00
AUG 2005 ADJ Surface Storage TO Scheduled SOLD (San Diego CWA)	261.00	829.4	216,473.40
AUG 2005 ADJ Surface Storage TO Scheduled SOLD (San Diego CWA)	261.00	3,506.4	915,170.40
AUG 2005 ADJ Surface Storage TO Scheduled SOLD (San Diego CWA)	261.00	2,151.2	561,463.20
AUG 2005 ADJ Surface Storage TO Scheduled SOLD (San Diego CWA)	261.00	3,875.0	1,011,375.00
Aug 2005 adj full service to agr	331.00	-1.6	-529.60
Aug 2005 adj full service to agr (Vista)	241.00	1.6	385.60
Sep 2005 adj exch iid to sdcwa	331.00	-2,500.0	-827,500.00
Sep 2005 adj exch iid to sdcwa (San Diego CWA)	258.00		645,000.00
SEP 2005 ADJ Surface Storage TO Scheduled SOLD (San Diego CWA)	261.00	849.6	221,745.60
SEP 2005 ADJ Surface Storage TO Scheduled SOLD (San Diego CWA)	261.00	1,401.0	365,661.00
SEP 2005 ADJ Surface Storage TO Scheduled SOLD (San Diego CWA)	261.00	207.0	54,027.00
SEP 2005 ADJ Surface Storage TO Scheduled SOLD (San Diego CWA)	261.00	5,053.9	1,319,067.90
SEP 2005 ADJ Surface Storage TO Scheduled SOLD (San Diego CWA)	261.00	1,702.0	444,222.00
SEP 2005 ADJ Surface Storage TO Scheduled SOLD (San Diego CWA)	261.00	664.0	173,304.00
SEP 2005 ADJ Surface Storage TO Scheduled SOLD (San Diego CWA)	261.00	225.5	58,855.50
Adjustment Subtotal		11,911.1	3,483,397.10
SD-11 Total		28,932.0	9,117,315.00

Meter No SD-DS1

Desalted	Constant	Previous Reading	Current Reading	Volume (Cu. Ft.)	Rate Desc
Desalted		N/A	N/A	N/A	Unbundled

--- ADJUSTMENT ---

	Rate Per AF	Volume AF	Amount
Sep 2005 lppds contribution	100.00	153.6	-15,360.00
Adjustment Subtotal		153.6	-15,360.00
SD-DS1 Total		153.6	-15,360.00

Meter No SD-GRP1

Recovered	Constant	Previous Reading	Current Reading	Volume (Cu. Ft.)	Rate Desc
Recovered Greenbelt		N/A	N/A	N/A	Unbundled

--- ADJUSTMENT ---

	Rate Per AF	Volume AF	Amount
SEP 2005 GRP	465.00	161.8	75,237.00
SEP 2005 GRP	715.00		-115,687.00
Adjustment Subtotal		161.8	-40,450.00
SD-GRP1 Total		161.8	-40,450.00

Meter No SD-RCL1

Reclaimed	Constant	Previous Reading	Current Reading	Volume (Cu. Ft.)	Rate Desc
Reclaimed		N/A	N/A	N/A	Unbundled

--- ADJUSTMENT ---

	Rate Per AF	Volume AF	Amount
--	-------------	-----------	--------

Agency Name	Invoice No.	Rev	Bill Period	Page No.	Mailed On	Due On
San Diego County Water Authority	5128	0	September 2005	6 of 8	10-10-05	11-30-05

--- ADJUSTMENT ---

	Rate Per AF	Volume AF	Amount
Sep 2005 lrp contribution	250.00	38.3	-9,575.00
Adjustment Subtotal		38.3	-9,575.00
SD-RCL1 Total		38.3	-9,575.00

Meter No SD-RCL10

Reclaimed	Constant	Previous Reading	Current Reading	Volume (Cu. Ft.)	Rate Desc.
No Address:1		N/A	N/A	N/A	Unbundled

--- ADJUSTMENT ---

	Rate Per AF	Volume AF	Amount
Aug 2005 contribution	200.00	426.3	-85,260.00
Adjustment Subtotal		426.3	-85,260.00
SD-RCL10 Total		426.3	-85,260.00

Meter No SD-RCL11

Reclaimed	Constant	Previous Reading	Current Reading	Volume (Cu. Ft.)	Rate Desc.
Reclaimed		N/A	N/A	N/A	Unbundled

--- ADJUSTMENT ---

	Rate Per AF	Volume AF	Amount
Sep 2005 contribution	250.00	27.1	-6,775.00
Adjustment Subtotal		27.1	-6,775.00
SD-RCL11 Total		27.1	-6,775.00

Meter No SD-RCL12

Reclaimed	Constant	Previous Reading	Current Reading	Volume (Cu. Ft.)	Rate Desc.
Reclaimed		N/A	N/A	N/A	Unbundled

--- ADJUSTMENT ---

	Rate Per AF	Volume AF	Amount
Aug 2005 lrp contribution	250.00	86.7	-21,675.00
Sep 2005 lrp contribution	250.00	110.6	-27,650.00
Adjustment Subtotal		197.3	-49,325.00
SD-RCL12 Total		197.3	-49,325.00

Meter No SD-RCL13

Reclaimed	Constant	Previous Reading	Current Reading	Volume (Cu. Ft.)	Rate Desc.
Reclaimed		N/A	N/A	N/A	Unbundled

--- ADJUSTMENT ---

	Rate Per AF	Volume AF	Amount
Sep 2005 contribution	250.00	115.3	-28,825.00
Adjustment Subtotal		115.3	-28,825.00
SD-RCL13 Total		115.3	-28,825.00

Meter No SD-RCL14

Reclaimed	Constant	Previous Reading	Current Reading	Volume (Cu. Ft.)	Rate Desc.
Reclaimed		N/A	N/A	N/A	Unbundled

--- ADJUSTMENT ---

	Rate Per AF	Volume AF	Amount
Sep 2005 contribution	190.00	21.7	-4,123.00

Agency Name	Invoice No.	Rev.	Bill Period	Page No.	Mailed On	Due On
San Diego County Water Authority	5128	0	September 2005	7 of 8	10-10-05	11-30-05

--- ADJUSTMENT ---

Rate Per AF	Volume AF	Amount
	21.7	-4,123.00
Adjustment Subtotal		
	21.7	-4,123.00
SD-RCL14 Total		

Meter No SD-RCL15

Reclaimed	Constant	Previous Reading	Current Reading	Volume (Cu. Ft.)	Rate Desc.
Reclaimed		N/A	N/A	N/A	Unbundled

--- ADJUSTMENT ---

Rate Per AF	Volume AF	Amount
150.00	65.8	-9,870.00
Adjustment Subtotal		
	65.8	-9,870.00
SD-RCL15 Total		

Meter No SD-RCL5

Reclaimed	Constant	Previous Reading	Current Reading	Volume (Cu. Ft.)	Rate Desc.
Reclaimed		N/A	N/A	N/A	Unbundled

--- ADJUSTMENT ---

Rate Per AF	Volume AF	Amount
113.00	20.7	2,339.10
267.00		-5,526.90
113.00	26.1	2,949.30
267.00		-6,968.70
Adjustment Subtotal		
	46.8	-7,207.20
SD-RCL5 Total		

Meter No SD-RCL6

Reclaimed	Constant	Previous Reading	Current Reading	Volume (Cu. Ft.)	Rate Desc.
Reclaimed		N/A	N/A	N/A	Unbundled

--- ADJUSTMENT ---

Rate Per AF	Volume AF	Amount
185.00	111.5	-20,627.50
Adjustment Subtotal		
	111.5	-20,627.50
SD-RCL6 Total		

Meter No SD-RCL8

Reclaimed	Constant	Previous Reading	Current Reading	Volume (Cu. Ft.)	Rate Desc.
Reclaimed		N/A	N/A	N/A	Unbundled

--- ADJUSTMENT ---

Rate Per AF	Volume AF	Amount
200.00	190.0	-38,000.00
Adjustment Subtotal		
	190.0	-38,000.00
SD-RCL8 Total		

Meter No SD-RCL9

Reclaimed	Constant	Previous Reading	Current Reading	Volume (Cu. Ft.)	Rate Desc.
Reclaimed		N/A	N/A	N/A	Unbundled

Agency Name	Invoice No.	Rev.	Bill Period	Page No.	Mailed On	Due On
San Diego County Water Authority	5128	0	September 2005	8 of 8	10-10-05	11-30-05

--- ADJUSTMENT ---

	Rate Per AF	Volume AF	Amount
SEP 2005 LPPRE	113.00	26.4	2,983.20
SEP 2005 LPPRE	267.00		-7,048.80
Adjustment Subtotal		26.4	-4,065.60
SD-RCL9 Total		26.4	-4,065.60

Meter No. SDTJ-01A

Treated Domestic	Constant	Previous Reading	Current Reading	Volume (Cu. Ft.)	Rate Desc.
San Diego-Tijuana	133.68	113757	113757	0	Unbundled

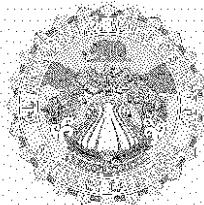
--- DELIVERIES ---

	Rate Per AF	Volume AF	Amount
Delivery Subtotal		0.0	0.00
SDTJ-01A Total		0.0	0.00

--- OTHER CHARGES AND CREDITS ---

	Amount
Conservation Ag# 55708	-57,750.00
RTS adjustment for FY 2004/2005	-496,830.99
VOLUME TOTAL	68,816.4
INVOICE TOTAL	\$22,982,717.01

This invoice was printed on 10/7/2005 at 8:58:16AM

**MWD**

METROPOLITAN WATER DISTRICT OF SOUTHERN CALIFORNIA

700 North Alameda Street

Los Angeles, CA, 90012-2944

INVOICE**Billed To:**

San Diego County Water Authority

**Service Address**4677 Overland Avenue
San Diego, Ca. 92123-1233

October 2005	Page No. 1 of 2
Mailed: 11/10/2005	Due Date: 12/29/2005
Invoice Number: 5156	Revision: 0

NOTICE

The MWD Administrative Code Section 4507 and 4508 require that payment must be made in "Good Funds" by the due date or the payment will be considered delinquent and an additional charge shall be assessed.

DELIVERIES

	Volume (AF)
Total Water Treated Delivered	20,661.7
Total Water Untreated Delivered	23,068.7

SALES

	Type	Volume (AF)	Rate (\$ /AF)	Total (\$)
Full Service	Tier 1 Supply Rate	31,521.3	\$73.00	\$2,301,054.90
	System Access Rate	31,521.3	\$152.00	\$4,791,237.60
	Water Stewardship Rate	31,521.3	\$25.00	\$788,032.50
	System Power Rate	31,521.3	\$81.00	\$2,553,225.30
	Treatment Surcharge	11,925.2	\$112.00	\$1,335,622.40
IAWP	Treated	8,803.5		\$2,896,351.50
	Untreated	972.6		\$234,396.60
SUBTOTAL				\$14,899,920.80

MISCELLANEOUS SALES

Surface Storage Operating Agreement - TR, Scheduled	208.0	\$77,584.00
Surface Storage Operating Agreement - UT, Scheduled	9,454.2	\$2,467,546.20
		\$2,545,130.20

WATER MANAGEMENT

	Volume (AF)	Total (\$)
Local Resource Programs	1,233.0	(\$250,443.00)
SUBTOTAL		(\$250,443.00)

EXCHANGES, WHEELING, AND OTHER DELIVERIES

IID San Diego Exchange UnTreated	2,500.0	\$645,000.00
		\$645,000.00

OTHER CHARGES AND CREDITS

	Rate (\$ /AF)	
Conservation Credit	(\$296,610.00)	
Readiness To Serve Charge(Payment Schedule: S)	\$4,840,142.00	
Capacity Charge(Payment Schedule: S)	\$4,406,400.00	
SUBTOTAL		\$8,949,932.00

ADDITIONAL INFORMATION

	Volume (AF)	Tier1 %	Peak Day	Flow (CFS)
Purchase Order Commitment (Jan 2003 to Dec 2012)	3,342,570.6			
Purchase Order Firm Delivery To Date (Jan 2003 to Dec 2012)	1,454,591.8			
Tier 1 Annual Limit (For Current Year)	501,385.6			
Tier 1 YTD Deliveries (For Current Year)	396,948.9	79.0		
Tier 1 Current Month Deliveries	41,183.5			
Capacity Charge			5/29/2002	1,296.0
Annual Peak Flow			8/30/2005	1,105.5
Summer Peak Flow			8/30/2005	1,105.5

MWD2010-00274851

Agency Name	Invoice No.	Rev.	Bill Period	Page No.	Mailed On	Due On
San Diego County Water Authority	5156	0	October 2005	2 of 2	11-10-05	12-29-05

INVOICE TOTAL

Volume AF
52,192.6

Amount Now Due
\$26,789,540.00

Note: Amount Due is based on highlighted fields



MWD
 METROPOLITAN WATER DISTRICT OF SOUTHERN CALIFORNIA
 700 North Alameda Street
 Los Angeles, CA, 90012-2944

INVOICE DETAIL

NOTICE

The MWD Administrative Code Section 4507 and 4508 require that payment must be made in "Good Funds" by the due date or the payment will be considered delinquent and an additional charge shall be assessed.

IN ACCORDANCE WITH READINGS AND BILLING DATA LISTED BELOW

Agency Name	Invoice No.	Rev.	Bill Period	Page No.	Mailed On	Due On
San Diego County Water Authority	5156	0	October 2005	1 of 7	11-10-05	12-29-05

Meter No CM-10

Treated	Constant	Previous Reading	Current Reading	Volume (Cu. Ft.)	Rate Desc
Treated Domestic		0	0	0	Unbundled

--- ADJUSTMENT ---	Rate Per AF	Volume AF	Amount
OCT 2005 - OC to SD Transfer.	443.00	67.0	29,681.00
Adjustment Subtotal		67.0	29,681.00
CM-10 Total		67.0	29,681.00

Meter No SD-01A

Treated Domestic	Constant	Previous Reading	Current Reading	Volume (Cu. Ft.)	Rate Desc
Rainbow Cyn. Rd. e/o Frontage Rd.	1.000	17693820	17843764	149944000	Unbundled

--- DELIVERIES ---	Rate Per AF	Volume AF	Amount
Tier 1 Supply Rate	73.00	3,442.2	251,280.60
System Access Rate	152.00	3,442.2	523,214.40
Water Stewardship Rate	25.00	3,442.2	86,055.00
System Power Rate	81.00	3,442.2	278,818.20
Treatment Surcharge	112.00	3,442.2	385,526.40
Delivery Subtotal		3,442.2	1,524,894.60
SD-01A Total		3,442.2	1,524,894.60

Meter No SD-01B

Treated Domestic	Constant	Previous Reading	Current Reading	Volume (Cu. Ft.)	Rate Desc
Rainbow Cyn. Rd. e/o Frontage Rd.	1.000	17246948	17396114	149166000	Unbundled

--- DELIVERIES ---	Rate Per AF	Volume AF	Amount
Tier 1 Supply Rate	73.00	3,424.4	249,981.20
System Access Rate	152.00	3,424.4	520,508.80
Water Stewardship Rate	25.00	3,424.4	85,610.00
System Power Rate	81.00	3,424.4	277,376.40
Treatment Surcharge	112.00	3,424.4	383,532.80
Delivery Subtotal		3,424.4	1,517,009.20
SD-01B Total		3,424.4	1,517,009.20

Agency Name	Invoice No.	Rev.	Bill Period	Page No.	Mailed On	Due On
San Diego County Water Authority	5156	0	October 2005	2 of 7	11-10-05	12-29-05

Meter No SD-02

Treated Domestic	Constant	Previous Reading	Current Reading	Volume (Cu. Ft.)	Rate Desc.
w/o Rainbow Glen Rd.	100	15951056	16126819	17576300	Unbundled

--- DELIVERIES ---

	Rate Per AF	Volume AF	Amount
Tier 1 Supply Rate	73.00	403.5	29,455.50
System Access Rate	152.00	403.5	61,332.00
Water Stewardship Rate	25.00	403.5	10,087.50
System Power Rate	81.00	403.5	32,683.50
Treatment Surcharge	112.00	403.5	45,192.00
Oct 2005, meter under 10% flow Tier 1 supply rate	73.00	1.7	124.10
Oct 2005, meter under 10% flow System access rate	152.00	1.7	258.40
Oct 2005, meter under 10% flow Water stewardship rate	25.00	1.7	42.50
Oct 2005, meter under 10% flow System power rate	81.00	1.7	137.70
Oct 2005, meter under 10% flow Treatment surcharge	112.00	1.7	190.40
Delivery Subtotal		405.2	179,503.60
SD-02 Total		405.2	179,503.60

Meter No SD-03

Untreated Domestic	Constant	Previous Reading	Current Reading	Volume (Cu. Ft.)	Rate Desc.
Rainbow Cyn. Rd. e/o Frontage Rd.	1,000	51990712	52373472	382760000	Unbundled

--- DELIVERIES ---

	Rate Per AF	Volume AF	Amount
Tier 1 Supply Rate	73.00	8,787.0	641,451.00
System Access Rate	152.00	8,787.0	1,335,624.00
Water Stewardship Rate	25.00	8,787.0	219,675.00
System Power Rate	81.00	8,787.0	711,747.00
Delivery Subtotal		8,787.0	2,908,497.00
SD-03 Total		8,787.0	2,908,497.00

Meter No SD-05

Treated Domestic	Constant	Previous Reading	Current Reading	Volume (Cu. Ft.)	Rate Desc.
s/o Reche Rd. w/o Wilt Rd.	100	4501215	4614690	11347500	Unbundled

--- DELIVERIES ---

	Rate Per AF	Volume AF	Amount
Tier 1 Supply Rate	73.00	260.5	19,016.50
System Access Rate	152.00	260.5	39,596.00
Water Stewardship Rate	25.00	260.5	6,512.50
System Power Rate	81.00	260.5	21,100.50
Treatment Surcharge	112.00	260.5	29,176.00
Delivery Subtotal		260.5	115,401.50
SD-05 Total		260.5	115,401.50

Meter No SD-07

Treated Domestic	Constant	Previous Reading	Current Reading	Volume (Cu. Ft.)	Rate Desc.
e/o Wilt Rd. n/o Dos Ninos Ave.	1,000	90950304	91495048	544744000	Unbundled

--- DELIVERIES ---

	Rate Per AF	Volume AF	Amount
Tier 1 Supply Rate	73.00	12,505.6	912,908.80
System Access Rate	152.00	12,505.6	1,900,851.20
Water Stewardship Rate	25.00	12,505.6	312,640.00
System Power Rate	81.00	12,505.6	1,012,953.60
Treatment Surcharge	112.00	12,505.6	1,400,627.20

Agency Name	Invoice No.	Rev	Bill Period	Page No.	Mailed On	Due On
San Diego County Water Authority	5156	0	October 2005	3 of 7	11-10-05	12-29-05

Delivery Subtotal 12,505.6 5,539,980.80

--- ADJUSTMENT ---

	Rate Per AF	Volume AF	Amount
Apr 2005 adj full service to agr voided	443.00	2.3	1,018.90
Apr 2005 adj full service to agr voided (City of San Diego)	329.00	-2.3	-756.70
Apr 2005 adj full service to agr	443.00	-3.7	-1,639.10
Apr 2005 adj full service to agr (City of San Diego)	329.00	3.7	1,217.30
May 2005 adj full service to agr voided	443.00	2.6	1,151.80
May 2005 adj full service to agr voided (City of San Diego)	329.00	-2.6	-855.40
May 2005 adj full service to agr	443.00	-3.0	-1,329.00
May 2005 adj full service to agr (City of San Diego)	329.00	3.0	987.00
Jun 2005 adj full service to agr voided	443.00	4.6	2,037.80
Jun 2005 adj full service to agr voided (City of San Diego)	329.00	-4.6	-1,513.40
Jun 2005 adj full service to agr	443.00	-7.7	-3,411.10
Jun 2005 adj full service to agr (City of San Diego)	329.00	7.7	2,533.30
Jul 2005 adj full service to agr voided	443.00	2.9	1,284.70
Jul 2005 adj full service to agr voided (City of San Diego)	329.00	-2.9	-954.10
Jul 2005 adj full service to agr	443.00	-2.2	-974.60
Jul 2005 adj full service to agr (Padre Dam)	329.00	2.2	723.80
Jul 2005 adj full service to agr	443.00	-9.0	-3,987.00
Jul 2005 adj full service to agr (City of San Diego)	329.00	9.0	2,961.00
Aug 2005 adj full service to agr voided	443.00	3.0	1,329.00
Aug 2005 adj full service to agr voided (City of San Diego)	329.00	-3.0	-987.00
Aug 2005 adj full service to agr	443.00	-14.8	-6,556.40
Aug 2005 adj full service to agr (City of San Diego)	329.00	14.8	4,869.20
Sep 2005 adj full service to agr	443.00	-845.8	-374,689.40
Sep 2005 adj full service to agr (Fallbrook)	329.00	845.8	278,268.20
Sep 2005 adj full service to agr	443.00	-69.0	-30,567.00
Sep 2005 adj full service to agr (Oceanside)	329.00	69.0	22,701.00
Sep 2005 adj full service to agr	443.00	-15.1	-6,689.30
Sep 2005 adj full service to agr (Otay)	329.00	15.1	4,967.90
Sep 2005 adj full service to agr	443.00	-2,463.7	-1,091,419.10
Sep 2005 adj full service to agr (Rainbow)	329.00	2,463.7	810,557.30
Sep 2005 adj full service to agr	443.00	-403.4	-178,706.20
Sep 2005 adj full service to agr (Ramona)	329.00	403.4	132,718.60
Sep 2005 adj full service to agr	443.00	-11.1	-4,917.30
Sep 2005 adj full service to agr (City of San Diego)	329.00	11.1	3,651.90
Sep 2005 adj full service to agr	443.00	-302.1	-133,830.30
Sep 2005 adj full service to agr (Vallecitos)	329.00	302.1	99,390.90
Sep 2005 adj full service to agr	443.00	-4,083.7	-1,809,079.10
Sep 2005 adj full service to agr (Valley Center)	329.00	4,083.7	1,343,537.30
Sep 2005 adj full service to agr	443.00	-39.2	-17,365.60
Sep 2005 adj full service to agr (Vista)	329.00	39.2	12,896.80
Sep 2005 adj full service to agr	443.00	-502.1	-222,430.30
Sep 2005 adj full service to agr (Yuima)	329.00	502.1	165,190.90
Sep 2005 adj full service to agr	443.00	-42.6	-18,871.80
Sep 2005 adj full service to agr (Olivenhain)	329.00	42.6	14,015.40
Sep 2005 adj full service to agr	443.00	-0.7	-310.10
Sep 2005 adj full service to agr (Santa Fe Irrigation)	329.00	0.7	230.30
SEP 2005 ADJ Surface Storage TO Scheduled SOLD (San Diego CWA)	373.00	154.0	57,442.00
OCT 2005 ADJ Surface Storage TO Scheduled SOLD (San Diego CWA)	373.00	17.7	6,602.10
OCT 2005 ADJ Surface Storage TO Scheduled SOLD (San Diego CWA)	373.00	32.3	12,047.90
OCT 2005 ADJ Surface Storage TO Scheduled SOLD (San Diego CWA)	373.00	4.0	1,492.00

Adjustment Subtotal 208.0 -926,015.00

SD-07 Total 12,713.6 4,613,965.80

Meter No SD-08

Treated Domestic	Constant	Previous Reading	Current Reading	Volume (Cu. Ft.)	Rate Desc
n/o Red Mtn. n/o Mission Rd	100	25930588	26118880	18829200	Unbundled

--- DELIVERIES ---

Rate Per AF Volume AF Amount

Agency Name	Invoice No.	Rev	Bill Period	Page No.	Mailed On	Due On
San Diego County Water Authority	5156	0	October 2005	4 of 7	11-10-05	12-29-05

--- DELIVERIES ---

	Rate Per AF	Volume AF	Amount
Tier 1 Supply Rate	73.00	432.3	31,557.90
System Access Rate	152.00	432.3	65,709.60
Water Stewardship Rate	25.00	432.3	10,807.50
System Power Rate	81.00	432.3	35,016.30
Treatment Surcharge	112.00	432.3	48,417.60
Delivery Subtotal		432.3	191,508.90
SD-08 Total		432.3	191,508.90

Meter No SD-09

Treated Domestic	Constant	Previous Reading	Current Reading	Volume (Cu. Ft.)	Rate Desc
w/o Rainbow Glen Rd. n/o Red Mtn.	100	6567779	6651179	8340000	Unbundled

--- DELIVERIES ---

	Rate Per AF	Volume AF	Amount
Tier 1 Supply Rate	73.00	191.5	13,979.50
System Access Rate	152.00	191.5	29,108.00
Water Stewardship Rate	25.00	191.5	4,787.50
System Power Rate	81.00	191.5	15,511.50
Treatment Surcharge	112.00	191.5	21,448.00
Delivery Subtotal		191.5	84,834.50
SD-09 Total		191.5	84,834.50

Meter No SD-11

Untreated Domestic	Constant	Previous Reading	Current Reading	Volume (Cu. Ft.)	Rate Desc
e/o Wilt Rd. n/o Dos Ninos Ave.	10,000	10677787	10739998	622110000	Unbundled

--- DELIVERIES ---

	Rate Per AF	Volume AF	Amount
Tier 1 Supply Rate	73.00	14,281.7	1,042,564.10
System Access Rate	152.00	14,281.7	2,170,818.40
Water Stewardship Rate	25.00	14,281.7	357,042.50
System Power Rate	81.00	14,281.7	1,156,817.70
Delivery Subtotal		14,281.7	4,727,242.70

--- ADJUSTMENT ---

	Rate Per AF	Volume AF	Amount
Apr 2005 adj full service to agr voided	331.00	8.6	2,846.60
Apr 2005 adj full service to agr voided (City of San Diego)	241.00	-8.6	-2,072.60
Apr 2005 adj full service to agr voided (City of San Diego)	331.00	-14.0	-4,634.00
Apr 2005 adj full service to agr voided (City of San Diego)	241.00	14.0	3,374.00
May 2005 adj full service to agr voided	331.00	11.7	3,872.70
May 2005 adj full service to agr voided (City of San Diego)	241.00	-11.7	-2,819.70
May 2005 adj full service to agr voided	331.00	-13.9	-4,600.90
May 2005 adj full service to agr voided (City of San Diego)	241.00	13.9	3,349.90
Jun 2005 adj full service to agr voided	331.00	17.1	5,660.10
Jun 2005 adj full service to agr voided (City of San Diego)	241.00	-17.1	-4,121.10
Jun 2005 adj full service to agr voided	331.00	-28.5	-9,433.50
Jun 2005 adj full service to agr voided (City of San Diego)	241.00	28.5	6,868.50
Jul 2005 adj full service to agr voided	331.00	19.1	6,322.10
Jul 2005 adj full service to agr voided (City of San Diego)	241.00	-19.1	-4,603.10
Jul 2005 adj full service to agr voided	331.00	-59.2	-19,595.20
Jul 2005 adj full service to agr voided (City of San Diego)	241.00	59.2	14,267.20
Aug 2005 adj full service to agr voided	331.00	17.5	5,792.50
Aug 2005 adj full service to agr voided (City of San Diego)	241.00	-17.5	-4,217.50
Aug 2005 adj full service to agr voided	331.00	-91.9	-30,418.90
Aug 2005 adj full service to agr voided (Poway)	241.00	91.9	22,147.90
Aug 2005 adj full service to agr voided	331.00	-86.2	-28,532.20
Aug 2005 adj full service to agr voided (City of San Diego)	241.00	86.2	20,774.20
Sep 2005 adj full service to agr voided	331.00	-307.4	-101,749.40

Agency Name	Invoice No.	Rev	Bill Period	Page No.	Mailed On	Due On
San Diego County Water Authority	5156	0	October 2005	5 of 7	11-10-05	12-29-05

--- ADJUSTMENT ---

	Rate Per AF	Volume AF	Amount
Sep 2005 adj full service to agr (Escondido)	241.00	307.4	74,083.40
Sep 2005 adj full service to agr	331.00	-146.7	-48,557.70
Sep 2005 adj full service to agr (Oceanside)	241.00	146.7	35,354.70
Sep 2005 adj full service to agr	331.00	-33.4	-11,055.40
Sep 2005 adj full service to agr (Ramona)	241.00	33.4	8,049.40
Sep 2005 adj full service to agr	331.00	-91.0	-30,121.00
Sep 2005 adj full service to agr (City of San Diego)	241.00	91.0	21,931.00
Sep 2005 adj full service to agr	331.00	-11.3	-3,740.30
Sep 2005 adj full service to agr (Vista)	241.00	11.3	2,723.30
Sep 2005 adj full service to agr	331.00	-136.6	-45,214.60
Sep 2005 adj full service to agr (Olivenhain)	241.00	136.6	32,920.60
Sep 2005 adj full service to agr	331.00	-26.5	-8,771.50
Sep 2005 adj full service to agr (Santa Fe Irrigation)	241.00	26.5	6,386.50
Oct 2005 adj from full service to wheeling	331.00	-2,500.0	-827,500.00
Oct 2005 adj from full service to wheeling (San Diego CWA)	258.00		645,000.00
OCT 2005 ADJ Surface Storage TO Scheduled SOLD (San Diego CWA)	261.00	6,057.7	1,581,059.70
OCT 2005 ADJ Surface Storage TO Scheduled SOLD (San Diego CWA)	261.00	1,457.5	380,407.50
OCT 2005 ADJ Surface Storage TO Scheduled SOLD (San Diego CWA)	261.00	1,939.0	506,079.00
Adjustment Subtotal		6,954.2	2,197,512.20
SD-11 Total		21,235.9	6,924,754.90

Meter No SD-DS1

Desalted	Constant	Previous Reading	Current Reading	Volume (Cu. Ft.)	Rate Desc
Desalted		N/A	N/A	N/A	Unbundled

--- ADJUSTMENT ---

	Rate Per AF	Volume AF	Amount
Oct 2005 lppds contribution	100.00	67.5	-6,750.00
Adjustment Subtotal		67.5	-6,750.00
SD-DS1 Total		67.5	-6,750.00

Meter No SD-GRP1

Recovered	Constant	Previous Reading	Current Reading	Volume (Cu. Ft.)	Rate Desc
Recovered Greenbelt		N/A	N/A	N/A	Unbundled

--- ADJUSTMENT ---

	Rate Per AF	Volume AF	Amount
OCT 2005 GRP	465.00	169.2	78,678.00
OCT 2005 GRP	715.00		-120,978.00
Adjustment Subtotal		169.2	-42,300.00
SD-GRP1 Total		169.2	-42,300.00

Meter No SD-RCL1

Reclaimed	Constant	Previous Reading	Current Reading	Volume (Cu. Ft.)	Rate Desc
Reclaimed		N/A	N/A	N/A	Unbundled

--- ADJUSTMENT ---

	Rate Per AF	Volume AF	Amount
Oct 2005 lrp contribution	250.00	46.3	-11,575.00
Adjustment Subtotal		46.3	-11,575.00
SD-RCL1 Total		46.3	-11,575.00

Agency Name	Invoice No.	Rev.	Bill Period	Page No.	Mailed On	Due On
San Diego County Water Authority	5156	0	October 2005	6 of 7	11-10-05	12-29-05

Meter No SD-RCL10

Reclaimed	Constant	Previous Reading	Current Reading	Volume (Cu. Ft.)	Rate Desc.
No Address 1		N/A	N/A	N/A	Unbundled

--- ADJUSTMENT ---

	Rate Per AF	Volume AF	Amount
Sep 2005 contribution	200.00	486.2	-97,240.00
Adjustment Subtotal		486.2	-97,240.00
SD-RCL10 Total		486.2	-97,240.00

Meter No SD-RCL11

Reclaimed	Constant	Previous Reading	Current Reading	Volume (Cu. Ft.)	Rate Desc.
Reclaimed		N/A	N/A	N/A	Unbundled

--- ADJUSTMENT ---

	Rate Per AF	Volume AF	Amount
Oct 2005 contribution	250.00	16.7	-4,175.00
Adjustment Subtotal		16.7	-4,175.00
SD-RCL11 Total		16.7	-4,175.00

Meter No SD-RCL13

Reclaimed	Constant	Previous Reading	Current Reading	Volume (Cu. Ft.)	Rate Desc.
Reclaimed		N/A	N/A	N/A	Unbundled

--- ADJUSTMENT ---

	Rate Per AF	Volume AF	Amount
Oct 2005 contribution	250.00	94.4	-23,600.00
Adjustment Subtotal		94.4	-23,600.00
SD-RCL13 Total		94.4	-23,600.00

Meter No SD-RCL14

Reclaimed	Constant	Previous Reading	Current Reading	Volume (Cu. Ft.)	Rate Desc.
Reclaimed		N/A	N/A	N/A	Unbundled

--- ADJUSTMENT ---

	Rate Per AF	Volume AF	Amount
Oct 2005 contribution	190.00	14.1	-2,679.00
Adjustment Subtotal		14.1	-2,679.00
SD-RCL14 Total		14.1	-2,679.00

Meter No SD-RCL15

Reclaimed	Constant	Previous Reading	Current Reading	Volume (Cu. Ft.)	Rate Desc.
Reclaimed		N/A	N/A	N/A	Unbundled

--- ADJUSTMENT ---

	Rate Per AF	Volume AF	Amount
Oct 2005 contribution	150.00	79.4	-11,910.00
Adjustment Subtotal		79.4	-11,910.00
SD-RCL15 Total		79.4	-11,910.00

Agency Name	Invoice No.	Rev.	Bill Period	Page No.	Mailed On	Due On
San Diego County Water Authority	5156	0	October 2005	7 of 7	11-10-05	12-29-05

Meter No SD-RCL6

Reclaimed	Constant	Previous Reading	Current Reading	Volume (Cu. Ft.)	Rate Desc.
Reclaimed		N/A	N/A	N/A	Unbundled

--- ADJUSTMENT ---

	Rate Per AF	Volume AF	Amount
Sep 2005 lrp contribution	185.00	108.4	-20,054.00
Adjustment Subtotal		108.4	-20,054.00
SD-RCL6 Total		108.4	-20,054.00

Meter No SD-RCL8

Reclaimed	Constant	Previous Reading	Current Reading	Volume (Cu. Ft.)	Rate Desc.
Reclaimed		N/A	N/A	N/A	Unbundled

--- ADJUSTMENT ---

	Rate Per AF	Volume AF	Amount
Sep 2005 lrp contribution	200.00	150.8	-30,160.00
Adjustment Subtotal		150.8	-30,160.00
SD-RCL8 Total		150.8	-30,160.00

Meter No SDTJ-01A

Treated Domestic	Constant	Previous Reading	Current Reading	Volume (Cu. Ft.)	Rate Desc.
San Diego-Tijuana	133.68	113757	113757	0	Unbundled

--- DELIVERIES ---

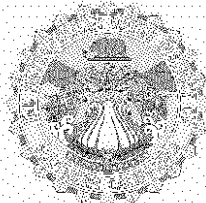
	Rate Per AF	Volume AF	Amount
Delivery Subtotal		0.0	0.00
SDTJ-01A Total		0.0	0.00

--- OTHER CHARGES AND CREDITS ---

	Amount
Conservation Ag.# 55708	-296,610.00
Capacity Charge for current calendar year	4,406,400.00
Readiness to Serve Charge for current fiscal year	4,840,142.00

VOLUME TOTAL	INVOICE TOTAL
52,192.6	\$26,789,540.00

This invoice was printed on 11/9/2005 at 7:24:57AM



MWD
METROPOLITAN WATER DISTRICT OF SOUTHERN CALIFORNIA
 700 North Alameda Street
 Los Angeles, CA, 90012-2944

INVOICE**Billed To:**

San Diego County Water Authority

**Service Address**

4677 Overland Avenue
 San Diego, Ca. 92123-1233

November 2005	Page No. 1 of 2
Mailed: 12/09/2005	Due Date: 01/31/2006
Invoice Number: 5184	Revision: 0

NOTICE

The MWD Administrative Code Section 4507 and 4508 require that payment must be made in "Good Funds" by the due date or the payment will be considered delinquent and an additional charge shall be assessed.

DELIVERIES

	Volume (AF)
Total Water Treated Delivered	18,775.3
Total Water Untreated Delivered	28,212.6

SALES

	Type	Volume (AF)	Rate (\$ /AF)	Total (\$)
Full Service	Tier 1 Supply Rate	33,311.9	\$73.00	\$2,431,768.70
	System Access Rate	33,311.9	\$152.00	\$5,063,408.80
	Water Stewardship Rate	33,311.9	\$25.00	\$832,797.50
	System Power Rate	33,311.9	\$81.00	\$2,698,263.90
	Treatment Surcharge	12,007.1	\$112.00	\$1,344,795.20
IAWP	Treated	6,659.9		\$2,191,107.10
	Untreated	303.8		\$73,215.80
SUBTOTAL				\$14,635,357.00

MISCELLANEOUS SALES

Surface Storage Operating Agreement - TR, Scheduled	16.0	\$5,968.00
Surface Storage Operating Agreement - UT, Scheduled	846.8	\$221,014.80
		\$226,982.80

WATER MANAGEMENT

	Volume (AF)	Total (\$)
Local Resource Programs	1,607.8	(\$306,547.10)
SUBTOTAL		(\$306,547.10)

EXCHANGES, WHEELING, AND OTHER DELIVERIES

Tijuana Emergency Deliveries and Losses	176.0	\$50,864.00
IID San Diego Exchange UnTreated	2,500.0	\$645,000.00
		\$695,864.00

OTHER CHARGES AND CREDITS

	Rate (\$ /AF)	
Conservation Credit	(\$137,280.00)	
Miscellaneous Debit/Credit (See Detail)	\$30,389.92	
SUBTOTAL		(\$106,890.08)

ADDITIONAL INFORMATION

	Volume (AF)	Tier1 %	Peak Day	Flow (CFS)
Purchase Order Commitment (Jan 2003 to Dec 2012)	3,342,570.6			
Purchase Order Firm Delivery To Date (Jan 2003 to Dec 2012)	1,488,760.4			
Tier 1 Annual Limit (For Current Year)	501,385.6			
Tier 1 YTD Deliveries (For Current Year)	431,123.6	86.0		
Tier 1 Current Month Deliveries	34,174.7			
Capacity Charge			5/29/2002	1,296.0
Annual Peak Flow			8/30/2005	1,105.5
Summer Peak Flow			8/30/2005	1,105.5

MWD2010-00274860

Agency Name	Invoice No.	Rev.	Bill Period	Page No.	Mailed On	Due On
San Diego County Water Authority	5184	0	November 2005	2 of 2	12-09-05	01-31-06

INVOICE TOTAL

Volume AF

42,922.2

Amount Now Due

\$15,144,766.62

Note: Amount Due is based on highlighted fields.



MWD
 METROPOLITAN WATER DISTRICT OF SOUTHERN CALIFORNIA
 700 North Alameda Street
 Los Angeles, CA, 90012-2944

INVOICE DETAIL

NOTICE

The MWD Administrative Code Section 4507 and 4508 require that payment must be made in "Good Funds" by the due date or the payment will be considered delinquent and an additional charge shall be assessed.

IN ACCORDANCE WITH READINGS AND BILLING DATA LISTED BELOW

Agency Name	Invoice No.	Rev.	Bill Period	Page No.	Mailed On	Due On
San Diego County Water Authority	5184	0	November 2005	1 of 8	12-09-05	01-31-06

Meter No CM-10

Treated	Constant	Previous Reading	Current Reading	Volume (Cu. Ft.)	Rate Desc.
Treated Domestic		0	0	0	Unbundled

---ADJUSTMENT---

	Rate Per AF	Volume AF	Amount
NOV 2005 - Transfer from OC to SD.	443.00	61.6	27,288.80
Adjustment Subtotal		61.6	27,288.80
CM-10 Total		61.6	27,288.80

Meter No SD-01A

Treated Domestic	Constant	Previous Reading	Current Reading	Volume (Cu. Ft.)	Rate Desc.
Rainbow Cyn. Rd. e/o Frontage Rd.	1,000	17843764	17990816	147052000	Unbundled

--- DELIVERIES ---

	Rate Per AF	Volume AF	Amount
Tier 1 Supply Rate	73.00	3,375.8	246,433.40
System Access Rate	152.00	3,375.8	513,121.60
Water Stewardship Rate	25.00	3,375.8	84,395.00
System Power Rate	81.00	3,375.8	273,439.80
Treatment Surcharge	112.00	3,375.8	378,089.60
Delivery Subtotal		3,375.8	1,495,479.40
SD-01A Total		3,375.8	1,495,479.40

Meter No SD-01B

Treated Domestic	Constant	Previous Reading	Current Reading	Volume (Cu. Ft.)	Rate Desc.
Rainbow Cyn. Rd. e/o Frontage Rd.	1,000	17396114	17542558	146444000	Unbundled

--- DELIVERIES ---

	Rate Per AF	Volume AF	Amount
Tier 1 Supply Rate	73.00	3,361.9	245,418.70
System Access Rate	152.00	3,361.9	511,008.80
Water Stewardship Rate	25.00	3,361.9	84,047.50
System Power Rate	81.00	3,361.9	272,313.90
Treatment Surcharge	112.00	3,361.9	376,532.80
Delivery Subtotal		3,361.9	1,489,321.70
SD-01B Total		3,361.9	1,489,321.70

Agency Name	Invoice No.	Rev.	Bill Period	Page No.	Mailed On	Due On
San Diego County Water Authority	5184	0	November 2005	2 of 8	12-09-05	01-31-06

Meter No SD-02

Treated Domestic	Constant	Previous Reading	Current Reading	Volume (Cu. Ft.)	Rate Desc.
w/o Rainbow Glen Rd.	100	16126819	16320789	19397000	Unbundled

--- DELIVERIES ---

	Rate Per AF	Volume AF	Amount
Tier 1 Supply Rate	73.00	445.3	32,506.90
System Access Rate	152.00	445.3	67,685.60
Water Stewardship Rate	25.00	445.3	11,132.50
System Power Rate	81.00	445.3	36,069.30
Treatment Surcharge	112.00	445.3	49,873.60
Nov 2005, meter under 10% flow Tier 1 supply rate	73.00	0.9	65.70
Nov 2005, meter under 10% flow System access rate	152.00	0.9	136.80
Nov 2005, meter under 10% flow Water stewardship rate	25.00	0.9	22.50
Nov 2005, meter under 10% flow System power rate	81.00	0.9	72.90
Nov 2005, meter under 10% flow Treatment surcharge	112.00	0.9	100.80
Delivery Subtotal		446.2	197,666.60
SD-02 Total		446.2	197,666.60

Meter No SD-03

Untreated Domestic	Constant	Previous Reading	Current Reading	Volume (Cu. Ft.)	Rate Desc.
Rainbow Cyn. Rd. e/o Frontage Rd.	1.000	52373472	52827812	454340000	Unbundled

--- DELIVERIES ---

	Rate Per AF	Volume AF	Amount
Tier 1 Supply Rate	73.00	10,430.2	761,404.60
System Access Rate	152.00	10,430.2	1,585,390.40
Water Stewardship Rate	25.00	10,430.2	260,755.00
System Power Rate	81.00	10,430.2	844,846.20
Delivery Subtotal		10,430.2	3,452,396.20
SD-03 Total		10,430.2	3,452,396.20

Meter No SD-05

Treated Domestic	Constant	Previous Reading	Current Reading	Volume (Cu. Ft.)	Rate Desc.
s/o Reche Rd. w/o Wilt Rd.	100	4614690	4746311	13162100	Unbundled

--- DELIVERIES ---

	Rate Per AF	Volume AF	Amount
Tier 1 Supply Rate	73.00	302.2	22,060.60
System Access Rate	152.00	302.2	45,934.40
Water Stewardship Rate	25.00	302.2	7,555.00
System Power Rate	81.00	302.2	24,478.20
Treatment Surcharge	112.00	302.2	33,846.40
Delivery Subtotal		302.2	133,874.60
SD-05 Total		302.2	133,874.60

Meter No SD-07

Treated Domestic	Constant	Previous Reading	Current Reading	Volume (Cu. Ft.)	Rate Desc.
e/o Wilt Rd. n/o Dos Ninos Ave.	1.000	91495048	91961584	466536000	Unbundled

--- DELIVERIES ---

	Rate Per AF	Volume AF	Amount
Tier 1 Supply Rate	73.00	10,710.2	781,844.60
System Access Rate	152.00	10,710.2	1,627,950.40
Water Stewardship Rate	25.00	10,710.2	267,755.00
System Power Rate	81.00	10,710.2	867,526.20
Treatment Surcharge	112.00	10,710.2	1,199,542.40

Agency Name	Invoice No.	Rev	Bill Period	Page No.	Mailed On	Due On
San Diego County Water Authority	5184	0	November 2005	3 of 8	12-09-05	01-31-06

Delivery Subtotal 10,710.2 4,744,618.60

--- ADJUSTMENT ---

	Rate Per AF	Volume AF	Amount
Jun 2005 adj full service to agr voided	443.00	308.1	136,488.30
Jun 2005 adj full service to agr voided (Ramona)	329.00	-308.1	-101,364.90
Jun 2005 adj full service to agr	443.00	-322.8	-143,000.40
Jun 2005 adj full service to agr (Ramona)	329.00	322.8	106,201.20
Sep 2005 adj full service to agr	443.00	-2.3	-1,018.90
Sep 2005 adj full service to agr (Padre Dam)	329.00	2.3	756.70
Sep 2005 adj full service to agr	443.00	-77.4	-34,288.20
Sep 2005 adj full service to agr (Rincon)	329.00	77.4	25,464.60
Oct 2005 adj from full service to tijuana delivery	443.00	-169.9	-75,265.70
Oct 2005 adj full service to agr	443.00	-654.5	-289,943.50
Oct 2005 adj full service to agr (Fallbrook)	329.00	654.5	215,330.50
Oct 2005 adj full service to agr	443.00	-57.8	-25,605.40
Oct 2005 adj full service to agr (Oceanside)	329.00	57.8	19,016.20
Oct 2005 adj full service to agr	443.00	-51.4	-22,770.20
Oct 2005 adj full service to agr (Olivenhain)	329.00	51.4	16,910.60
Oct 2005 adj full service to agr	443.00	-12.0	-5,316.00
Oct 2005 adj full service to agr (Otay)	329.00	12.0	3,948.00
Oct 2005 adj full service to agr	443.00	-302.2	-133,874.60
Oct 2005 adj full service to agr (Padre Dam)	329.00	302.2	99,423.80
Oct 2005 adj full service to agr	443.00	-1,755.1	-777,508.30
Oct 2005 adj full service to agr (Rainbow)	329.00	1,755.1	577,427.90
Oct 2005 adj full service to agr	443.00	-238.2	-105,522.60
Oct 2005 adj full service to agr (Ramona)	329.00	238.2	78,367.80
Oct 2005 adj full service to agr	443.00	-59.6	-26,402.80
Oct 2005 adj full service to agr (Rincon)	329.00	59.6	19,608.40
Oct 2005 adj full service to agr	443.00	-0.3	-132.90
Oct 2005 adj full service to agr (Santa Fe Irrigation)	329.00	0.3	98.70
Oct 2005 adj full service to agr	443.00	-252.4	-111,813.20
Oct 2005 adj full service to agr (Vallecitos)	329.00	252.4	83,039.60
Oct 2005 adj full service to agr	443.00	-2,866.5	-1,269,859.50
Oct 2005 adj full service to agr (Valley Center)	329.00	2,866.5	943,078.50
Oct 2005 adj full service to agr	443.00	-31.9	-14,131.70
Oct 2005 adj full service to agr (Vista)	329.00	31.9	10,495.10
Oct 2005 adj full service to agr	443.00	-283.6	-125,634.80
Oct 2005 adj full service to agr (Yuima)	329.00	283.6	93,304.40
OCT 2005 ADJ Surface Storage TO Scheduled SOLD VOIDED (San Diego CWA)	373.00	-17.7	-6,602.10
OCT 2005 ADJ Surface Storage TO Scheduled SOLD VOIDED (San Diego CWA)	373.00	-32.3	-12,047.90
OCT 2005 ADJ Surface Storage TO Scheduled SOLD VOIDED (San Diego CWA)	373.00	-4.0	-1,492.00
OCT 2005 ADJ Surface Storage TO Scheduled SOLD (San Diego CWA)	373.00	17.7	6,602.10
OCT 2005 ADJ Surface Storage TO Scheduled SOLD (San Diego CWA)	373.00	48.3	18,015.90
OCT 2005 ADJ Surface Storage TO Scheduled SOLD (San Diego CWA)	373.00	4.0	1,492.00
Adjustment Subtotal		-153.9	-828,526.30
SD-07 Total		10,556.3	3,916,092.30

Meter No SD-08

Treated Domestic	Constant	Previous Reading	Current Reading	Volume (Cu. Ft.)	Rate Desc.
n/o Red Mtn. n/o Mission Rd.	100	26118880	26303704	18482400	Unbundled

--- DELIVERIES ---

	Rate Per AF	Volume AF	Amount
Tier 1 Supply Rate	73.00	424.3	30,973.90
System Access Rate	152.00	424.3	64,493.60
Water Stewardship Rate	25.00	424.3	10,607.50
System Power Rate	81.00	424.3	34,368.30
Treatment Surcharge	112.00	424.3	47,521.60
Delivery Subtotal		424.3	187,964.90
SD-08 Total		424.3	187,964.90

Agency Name	Invoice No.	Rev	Bill Period	Page No.	Mailed On	Due On
San Diego County Water Authority	5184	0	November 2005	4 of 8	12-09-05	01-31-06

Meter No SD-09

Treated Domestic	Constant	Previous Reading	Current Reading	Volume (Cu. Ft.)	Rate Desc.
w/o Rainbow Glen Rd. n/o Red Mtn.	100	6651179	6718587	6740800	Unbundled

--- DELIVERIES ---

	Rate Per AF	Volume AF	Amount
Tier 1 Supply Rate	73.00	154.7	11,293.10
System Access Rate	152.00	154.7	23,514.40
Water Stewardship Rate	25.00	154.7	3,867.50
System Power Rate	81.00	154.7	12,530.70
Treatment Surcharge	112.00	154.7	17,326.40
Delivery Subtotal		154.7	68,532.10
SD-09 Total		154.7	68,532.10

Meter No SD-11

Untreated Domestic	Constant	Previous Reading	Current Reading	Volume (Cu. Ft.)	Rate Desc.
e/o Wilt Rd. n/o Dos Ninos Ave.	10,000	10739998	10817458	774600000	Unbundled

--- DELIVERIES ---

	Rate Per AF	Volume AF	Amount
Tier 1 Supply Rate	73.00	17,782.4	1,298,115.20
System Access Rate	152.00	17,782.4	2,702,924.80
Water Stewardship Rate	25.00	17,782.4	444,560.00
System Power Rate	81.00	17,782.4	1,440,374.40
Delivery Subtotal		17,782.4	5,885,974.40

--- ADJUSTMENT ---

	Rate Per AF	Volume AF	Amount
Jun 2005 adj full service to agr voided	331.00	105.4	34,887.40
Jun 2005 adj full service to agr voided (Ramona)	241.00	-105.4	-25,401.40
Jun 2005 adj full service to agr	331.00	-110.5	-36,575.50
Jun 2005 adj full service to agr (Ramona)	241.00	110.5	26,630.50
AUG 2005 ADJ Surface Storage TO Scheduled SOLD VOIDED (San Diego CWA)	261.00	-1,583.0	-413,163.00
AUG 2005 ADJ Surface Storage TO Scheduled SOLD VOIDED (San Diego CWA)	261.00	-829.4	-216,473.40
AUG 2005 ADJ Surface Storage TO Scheduled SOLD VOIDED (San Diego CWA)	261.00	-3,506.4	-915,170.40
AUG 2005 ADJ Surface Storage TO Scheduled SOLD VOIDED (San Diego CWA)	261.00	-2,151.2	-561,463.20
AUG 2005 ADJ Surface Storage TO Scheduled SOLD VOIDED (San Diego CWA)	261.00	-3,875.0	-1,011,375.00
AUG 2005 ADJ Surface Storage TO Scheduled SOLD (San Diego CWA)	261.00	1,583.0	413,163.00
AUG 2005 ADJ Surface Storage TO Scheduled SOLD (San Diego CWA)	261.00	829.4	216,473.40
AUG 2005 ADJ Surface Storage TO Scheduled SOLD (San Diego CWA)	261.00	569.3	148,587.30
AUG 2005 ADJ Surface Storage TO Scheduled SOLD (San Diego CWA)	261.00	3,506.4	915,170.40
AUG 2005 ADJ Surface Storage TO Scheduled SOLD (San Diego CWA)	261.00	2,151.2	561,463.20
AUG 2005 ADJ Surface Storage TO Scheduled SOLD (San Diego CWA)	261.00	2,749.4	717,593.40
AUG 2005 ADJ Surface Storage TO Scheduled SOLD (San Diego CWA)	261.00	540.3	141,018.30
Sep 2005 adj full service to agr	331.00	-45.9	-15,192.90
Sep 2005 adj full service to agr (Poway)	241.00	45.9	11,061.90
SEP 2005 ADJ Surface Storage TO Scheduled SOLD VOIDED (San Diego CWA)	261.00	-849.6	-221,745.60
SEP 2005 ADJ Surface Storage TO Scheduled SOLD VOIDED (San Diego CWA)	261.00	-1,401.0	-365,661.00
SEP 2005 ADJ Surface Storage TO Scheduled SOLD VOIDED (San Diego CWA)	261.00	-207.0	-54,027.00
SEP 2005 ADJ Surface Storage TO Scheduled SOLD VOIDED (San Diego CWA)	261.00	-5,053.9	-1,319,067.90
SEP 2005 ADJ Surface Storage TO Scheduled SOLD VOIDED (San Diego CWA)	261.00	-1,702.0	-444,222.00
SEP 2005 ADJ Surface Storage TO Scheduled SOLD VOIDED (San Diego CWA)	261.00	-664.0	-173,304.00
SEP 2005 ADJ Surface Storage TO Scheduled SOLD VOIDED (San Diego CWA)	261.00	-225.5	-58,855.50
SEP 2005 ADJ Surface Storage TO Scheduled SOLD (San Diego CWA)	261.00	849.6	221,745.60
SEP 2005 ADJ Surface Storage TO Scheduled SOLD (San Diego CWA)	261.00	1,401.0	365,661.00
SEP 2005 ADJ Surface Storage TO Scheduled SOLD (San Diego CWA)	261.00	1,125.6	293,781.60
SEP 2005 ADJ Surface Storage TO Scheduled SOLD (San Diego CWA)	261.00	5,053.9	1,319,067.90
SEP 2005 ADJ Surface Storage TO Scheduled SOLD (San Diego CWA)	261.00	1,702.0	444,222.00
SEP 2005 ADJ Surface Storage TO Scheduled SOLD (San Diego CWA)	261.00	269.9	70,443.90
Oct 2005 adj full service to agr	331.00	-140.8	-46,604.80
Oct 2005 adj full service to agr (Oceanside)	241.00	140.8	33,932.80
Oct 2005 adj full service to agr	331.00	-80.2	-26,546.20

Agency Name	Invoice No.	Rev	Bill Period	Page No.	Mailed On	Due On
San Diego County Water Authority	5184	0	November 2005	5 of 8	12-09-05	01-31-06

--- ADJUSTMENT ---

	Rate Per AF	Volume AF	Amount
Oct 2005 adj full service to agr (Olivenhain)	241.00	80.2	19,328.20
Oct 2005 adj full service to agr	331.00	-9.8	-3,243.80
Oct 2005 adj full service to agr (Ramona)	241.00	9.8	2,361.80
Oct 2005 adj full service to agr	331.00	-12.4	-4,104.40
Oct 2005 adj full service to agr (Santa Fe Irrigation)	241.00	12.4	2,988.40
Oct 2005 adj full service to agr	331.00	-9.6	-3,177.60
Oct 2005 adj full service to agr (Vista)	241.00	9.6	2,313.60
OCT 2005 ADJ Surface Storage TO Scheduled SOLD VOIDED (San Diego CWA)	261.00	-6,057.7	-1,581,059.70
OCT 2005 ADJ Surface Storage TO Scheduled SOLD VOIDED (San Diego CWA)	261.00	-1,457.5	-380,407.50
OCT 2005 ADJ Surface Storage TO Scheduled SOLD VOIDED (San Diego CWA)	261.00	-1,939.0	-506,079.00
OCT 2005 ADJ Surface Storage TO Scheduled SOLD (San Diego CWA)	261.00	207.0	54,027.00
OCT 2005 ADJ Surface Storage TO Scheduled SOLD (San Diego CWA)	261.00	5,794.9	1,512,468.90
OCT 2005 ADJ Surface Storage TO Scheduled SOLD (San Diego CWA)	261.00	394.1	102,860.10
OCT 2005 ADJ Surface Storage TO Scheduled SOLD (San Diego CWA)	261.00	1,683.0	439,263.00
OCT 2005 ADJ Surface Storage TO Scheduled SOLD (San Diego CWA)	261.00	1,939.0	506,079.00
Nov 2005 adj exch iid to sdcwa	331.00	-2,500.0	-827,500.00
Nov 2005 adj exch iid to sdcwa (San Diego CWA)	258.00		645,000.00
Nov 2005 adj full service to surface storage - Direct - (San Diego CWA)	331.00	-4,104.0	-1,358,424.00
Adjustment Subtotal		-5,757.2	-1,347,251.20
SD-11 Total		12,025.2	4,538,723.20

Meter No SD-DS1

Desalted	Constant	Previous Reading	Current Reading	Volume (Cu. Ft.)	Rate Desc
Desalted		N/A	N/A	N/A	Unbundled

--- ADJUSTMENT ---

	Rate Per AF	Volume AF	Amount
Nov 2005 lppds contribution	100.00	228.0	-22,800.00
Adjustment Subtotal		228.0	-22,800.00
SD-DS1 Total		228.0	-22,800.00

Meter No SD-GRP1

Recovered	Constant	Previous Reading	Current Reading	Volume (Cu. Ft.)	Rate Desc
Recovered Greenbelt		N/A	N/A	N/A	Unbundled

--- ADJUSTMENT ---

	Rate Per AF	Volume AF	Amount
NOV 2005 GRP	465.00	146.1	67,936.50
NOV 2005 GRP	715.00		-104,461.50
Adjustment Subtotal		146.1	-36,525.00
SD-GRP1 Total		146.1	-36,525.00

Meter No SD-RCL10

Reclaimed	Constant	Previous Reading	Current Reading	Volume (Cu. Ft.)	Rate Desc
		N/A	N/A	N/A	Unbundled

--- ADJUSTMENT ---

	Rate Per AF	Volume AF	Amount
Oct 2005 contribution	200.00	589.9	-117,980.00
Adjustment Subtotal		589.9	-117,980.00
SD-RCL10 Total		589.9	-117,980.00

Agency Name	Invoice No.	Rev.	Bill Period	Page No.	Mailed On	Due On
San Diego County Water Authority	5184	0	November 2005	6 of 8	12-09-05	01-31-06

Meter No SD-RCL11

Reclaimed	Constant	Previous Reading	Current Reading	Volume (Cu. Ft.)	Rate Desc.
Reclaimed		N/A	N/A	N/A	Unbundled

--- ADJUSTMENT ---			Rate Per AF	Volume AF	Amount
Nov 2005 contribution			250.00	13.7	-3,425.00
Adjustment Subtotal				13.7	-3,425.00
SD-RCL11 Total				13.7	-3,425.00

Meter No SD-RCL12

Reclaimed	Constant	Previous Reading	Current Reading	Volume (Cu. Ft.)	Rate Desc.
Reclaimed		N/A	N/A	N/A	Unbundled

--- ADJUSTMENT ---			Rate Per AF	Volume AF	Amount
Oct 2005 lrp contribution			250.00	74.6	-18,650.00
Adjustment Subtotal				74.6	-18,650.00
SD-RCL12 Total				74.6	-18,650.00

Meter No SD-RCL13

Reclaimed	Constant	Previous Reading	Current Reading	Volume (Cu. Ft.)	Rate Desc.
Reclaimed		N/A	N/A	N/A	Unbundled

--- ADJUSTMENT ---			Rate Per AF	Volume AF	Amount
Nov 2005 contribution			250.00	76.7	-19,175.00
Adjustment Subtotal				76.7	-19,175.00
SD-RCL13 Total				76.7	-19,175.00

Meter No SD-RCL14

Reclaimed	Constant	Previous Reading	Current Reading	Volume (Cu. Ft.)	Rate Desc.
Reclaimed		N/A	N/A	N/A	Unbundled

--- ADJUSTMENT ---			Rate Per AF	Volume AF	Amount
Nov 2005 contribution			190.00	104.3	-19,817.00
Adjustment Subtotal				104.3	-19,817.00
SD-RCL14 Total				104.3	-19,817.00

Meter No SD-RCL15

Reclaimed	Constant	Previous Reading	Current Reading	Volume (Cu. Ft.)	Rate Desc.
Reclaimed		N/A	N/A	N/A	Unbundled

--- ADJUSTMENT ---			Rate Per AF	Volume AF	Amount
Nov 2005 contribution			150.00	52.0	-7,800.00
Adjustment Subtotal				52.0	-7,800.00
SD-RCL15 Total				52.0	-7,800.00

Agency Name	Invoice No.	Rev.	Bill Period	Page No.	Mailed On	Due On
San Diego County Water Authority	5184	0	November 2005	7 of 8	12-09-05	01-31-06

Meter No SD-RCL5

Reclaimed	Constant	Previous Reading	Current Reading	Volume (Cu. Ft.)	Rate Desc.
		N/A	N/A	N/A	Unbundled

--- ADJUSTMENT ---

	Rate Per AF	Volume AF	Amount
OCT 2005 LPPRE	113.00	19.3	2,180.90
OCT 2005 LPPRE	267.00		-5,153.10
Adjustment Subtotal		19.3	-2,972.20
SD-RCL5 Total		19.3	-2,972.20

Meter No SD-RCL6

Reclaimed	Constant	Previous Reading	Current Reading	Volume (Cu. Ft.)	Rate Desc.
Reclaimed		N/A	N/A	N/A	Unbundled

--- ADJUSTMENT ---

	Rate Per AF	Volume AF	Amount
Oct 2005 lrp contribution	185.00	109.7	-20,294.50
Adjustment Subtotal		109.7	-20,294.50
SD-RCL6 Total		109.7	-20,294.50

Meter No SD-RCL8

Reclaimed	Constant	Previous Reading	Current Reading	Volume (Cu. Ft.)	Rate Desc.
Reclaimed		N/A	N/A	N/A	Unbundled

--- ADJUSTMENT ---

	Rate Per AF	Volume AF	Amount
Oct 2005 lrp contribution	200.00	158.9	-31,780.00
Adjustment Subtotal		158.9	-31,780.00
SD-RCL8 Total		158.9	-31,780.00

Meter No SD-RCL9

Reclaimed	Constant	Previous Reading	Current Reading	Volume (Cu. Ft.)	Rate Desc.
		N/A	N/A	N/A	Unbundled

--- ADJUSTMENT ---

	Rate Per AF	Volume AF	Amount
OCT 2005 LPPRE	113.00	20.1	2,271.30
OCT 2005 LPPRE	267.00		-5,366.70
NOV 2005 LPPRE	113.00	14.5	1,638.50
NOV 2005 LPPRE	267.00		-3,871.50
Adjustment Subtotal		34.6	-5,328.40
SD-RCL9 Total		34.6	-5,328.40

Meter No SDTJ-01A

Treated Domestic	Constant	Previous Reading	Current Reading	Volume (Cu. Ft.)	Rate Desc.
San Diego-Tijuana	133.68	0	0	0	Unbundled

--- DELIVERIES ---

	Rate Per AF	Volume AF	Amount
System Access Rate METER CORRECTION OCT 2005	152.00	163.3	24,821.60
Water Stewardship Rate METER CORRECTION OCT 2005	25.00	163.3	4,082.50
Treatment Surcharge METER CORRECTION OCT 2005	112.00	163.3	18,289.60
Delivery Subtotal		163.3	47,193.70

Agency Name	Invoice No.	Rev.	Bill Period	Page No.	Mailed On	Due On
San Diego County Water Authority	5184	0	November 2005	8 of 8	12-09-05	01-31-06

--- ADJUSTMENT ---


	Rate Per AF	Volume AF	Amount
OTAY Loss for Tijuana Delivery (Otay)	289.00	4.9	1,416.10
SD Loss for Tijuana Delivery (San Diego CWA)	289.00	1.7	491.30
MWD Loss for Tijuana Delivery	289.00	6.1	1,762.90
Adjustment Subtotal		12.7	3,670.30
SDTJ-01A Total		176.0	50,864.00

--- OTHER CHARGES AND CREDITS ---

	Amount
Conservation Ag.# 55708	-137,280.00
Variable Power - Treated 163.3AF@\$172.67/AF 10/05 Tijuana Delivery.	28,197.01
Variable Power - Treated (Loss) 12.7AF@\$172.67/AF 10/05 Tijuana Delivery.	2,192.91

VOLUME TOTAL	INVOICE TOTAL
42,922.2	\$15,144,766.62

This invoice was printed on 12/7/2005 at 7:35:37AM



MWD
 METROPOLITAN WATER DISTRICT OF SOUTHERN CALIFORNIA
 700 North Alameda Street
 Los Angeles, CA, 90012-2944

INVOICE

Billed To:
 San Diego County Water Authority



Service Address
 4677 Overland Avenue
 San Diego, Ca. 92123-1233

December 2005	Page No. 1 of 2
Mailed: 01/10/2006	Due Date: 02/28/2006
Invoice Number: 5212	Revision: 0

NOTICE

The MWD Administrative Code Section 4507 and 4508 require that payment must be made in "Good Funds" by the due date or the payment will be considered delinquent and an additional charge shall be assessed.

DELIVERIES	Volume (AF)
Total Water Treated Delivered	18,377.0
Total Water Untreated Delivered	29,705.8

SALES	Type	Volume (AF)	Rate (\$ /AF)	Total (\$)
Full Service	Tier 1 Supply Rate	31,722.5	\$73.00	\$2,315,742.50
	System Access Rate	31,722.5	\$152.00	\$4,821,820.00
	Water Stewardship Rate	31,722.5	\$25.00	\$793,062.50
	System Power Rate	31,722.5	\$81.00	\$2,569,522.50
	Treatment Surcharge	12,033.7	\$112.00	\$1,347,774.40
Adjust Full Service Prior Rates				
Certification(s) for 200301 to 200312 for Domestic	Untreated	0.9	\$326.00	\$293.40
Certification(s) for 200401 to 200412 for Domestic	Untreated	7.5	\$326.00	\$2,445.00
IAWP	Treated	6,404.2		\$2,106,981.80
	Untreated	840.9		\$202,698.90
SUBTOTAL				\$14,160,341.00

WATER MANAGEMENT	Volume (AF)	Total (\$)
Local Resource Programs	1,069.3	(\$200,094.00)
SUBTOTAL		(\$200,094.00)

EXCHANGES, WHEELING, AND OTHER DELIVERIES	Volume (AF)	Total (\$)
IID San Diego Exchange UnTreated	2,500.0	\$645,000.00
		\$645,000.00

OTHER CHARGES AND CREDITS	Volume (AF)	Rate (\$ /AF)	Total (\$)
Conservation Credit			(\$211,090.00)
Tier 2 Surcharge for 2003	0.9	\$81.00	\$72.90
Tier 2 Surcharge for 2004	7.5	\$81.00	\$607.50
SUBTOTAL			(\$210,409.60)

ADDITIONAL INFORMATION	Volume (AF)	Tier1 %	Peak Day	Flow (CFS)
Purchase Order Commitment (Jan 2003 to Dec 2012)	3,342,570.6			
Purchase Order Firm Delivery To Date (Jan 2003 to Dec 2012)	1,520,491.3			
Tier 1 Annual Limit (For Current Calendar Year)	501,385.6			
Tier 1 YTD Deliveries (For Current Calendar Year)	462,840.0	92.0		
Tier 1 Current Month Deliveries	31,722.5			
Capacity Charge			5/29/2002	1,296.0
Annual Peak Flow			8/30/2005	1,105.5
Summer Peak Flow			8/30/2005	1,105.5

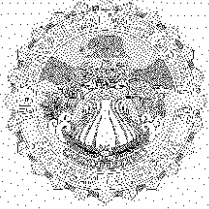
Agency Name	Invoice No.	Rev.	Bill Period	Page No.	Mailed On	Due On
San Diego County Water Authority	5212	0	December 2005	2 of 2	01-10-06	02-28-06

INVOICE TOTAL

Volume AF
40,045.3

Amount Now Due
\$14,394,837.40

Note: Amount Due is based on highlighted fields.



MWD
 METROPOLITAN WATER DISTRICT OF SOUTHERN CALIFORNIA
 700 North Alameda Street
 Los Angeles, CA, 90012-2944

INVOICE DETAIL

NOTICE

The MWD Administrative Code Section 4507 and 4508 require that payment must be made in "Good Funds" by the due date or the payment will be considered delinquent and an additional charge shall be assessed.

IN ACCORDANCE WITH READINGS AND BILLING DATA LISTED BELOW

Agency Name	Invoice No.	Rev.	Bill Period	Page No.	Mailed On	Due On
San Diego County Water Authority	5212	0	December 2005	1 of 7	01-10-06	02-28-06

Meter No CM-10						
Treated	Constant	Previous Reading	Current Reading	Volume (Cu. Ft.)	Rate Desc	
Treated Domestic		0	0	0	Unbundled	

--- ADJUSTMENT ---				Rate Per AF	Volume AF	Amount
DEC 2005 - Transfer from OC to SD				443.00	60.9	26,978.70
Adjustment Subtotal					60.9	26,978.70
CM-10 Total					60.9	26,978.70

Meter No SD-01A						
Treated Domestic	Constant	Previous Reading	Current Reading	Volume (Cu. Ft.)	Rate Desc	
Rainbow Cyn. Rd. e/o Frontage Rd.	1,000	17990816	18134936	144120000	Unbundled	

--- DELIVERIES ---				Rate Per AF	Volume AF	Amount
Tier 1 Supply Rate				73.00	3,308.5	241,520.50
System Access Rate				152.00	3,308.5	502,892.00
Water Stewardship Rate				25.00	3,308.5	82,712.50
System Power Rate				81.00	3,308.5	267,988.50
Treatment Surcharge				112.00	3,308.5	370,552.00
Delivery Subtotal					3,308.5	1,465,665.50
SD-01A Total					3,308.5	1,465,665.50

Meter No SD-01B						
Treated Domestic	Constant	Previous Reading	Current Reading	Volume (Cu. Ft.)	Rate Desc	
Rainbow Cyn. Rd. e/o Frontage Rd.	1,000	17542558	17686536	143978000	Unbundled	

--- DELIVERIES ---				Rate Per AF	Volume AF	Amount
Tier 1 Supply Rate				73.00	3,305.3	241,286.90
System Access Rate				152.00	3,305.3	502,405.60
Water Stewardship Rate				25.00	3,305.3	82,632.50
System Power Rate				81.00	3,305.3	267,729.30
Treatment Surcharge				112.00	3,305.3	370,193.60
Delivery Subtotal					3,305.3	1,464,247.90
SD-01B Total					3,305.3	1,464,247.90

Agency Name	Invoice No.	Rev.	Bill Period	Page No.	Mailed On	Due On
San Diego County Water Authority	5212	0	December 2005	2 of 7	01-10-06	02-28-06

Meter No SD-02

Treated Domestic	Constant	Previous Reading	Current Reading	Volume (Cu. Ft.)	Rate Desc.
w/o Rainbow Glen Rd.	100	16320789	16503248	18245900	Unbundled

--- DELIVERIES ---

	Rate Per AF	Volume AF	Amount
Tier 1 Supply Rate	73.00	418.9	30,579.70
System Access Rate	152.00	418.9	63,672.80
Water Stewardship Rate	25.00	418.9	10,472.50
System Power Rate	81.00	418.9	33,930.90
Treatment Surcharge	112.00	418.9	46,916.80
Dec 2005, meter under 10% flow Tier 1 supply rate	73.00	0.2	14.60
Dec 2005, meter under 10% flow System access rate	152.00	0.2	30.40
Dec 2005, meter under 10% flow Water stewardship rate	25.00	0.2	5.00
Dec 2005, meter under 10% flow System power rate	81.00	0.2	16.20
Dec 2005, meter under 10% flow Treatment surcharge	112.00	0.2	22.40
Delivery Subtotal		419.1	185,661.30
SD-02 Total		419.1	185,661.30

Meter No SD-03

Untreated Domestic	Constant	Previous Reading	Current Reading	Volume (Cu. Ft.)	Rate Desc.
Rainbow Cyn. Rd. e/o Frontage Rd.	1.000	52827812	53314000	486188000	Unbundled

--- DELIVERIES ---

	Rate Per AF	Volume AF	Amount
Tier 1 Supply Rate	73.00	11,161.3	814,774.90
System Access Rate	152.00	11,161.3	1,696,517.60
Water Stewardship Rate	25.00	11,161.3	279,032.50
System Power Rate	81.00	11,161.3	904,065.30
Delivery Subtotal		11,161.3	3,694,390.30
SD-03 Total		11,161.3	3,694,390.30

Meter No SD-05

Treated Domestic	Constant	Previous Reading	Current Reading	Volume (Cu. Ft.)	Rate Desc.
s/o Reche Rd. w/o Wilt Rd.	100	4746311	4871011	12470000	Unbundled

--- DELIVERIES ---

	Rate Per AF	Volume AF	Amount
Tier 1 Supply Rate	73.00	286.3	20,899.90
System Access Rate	152.00	286.3	43,517.60
Water Stewardship Rate	25.00	286.3	7,157.50
System Power Rate	81.00	286.3	23,190.30
Treatment Surcharge	112.00	286.3	32,065.60
Delivery Subtotal		286.3	126,830.90
SD-05 Total		286.3	126,830.90

Meter No SD-07

Treated Domestic	Constant	Previous Reading	Current Reading	Volume (Cu. Ft.)	Rate Desc.
e/o Wilt Rd. n/o Dos Ninos Ave.	1.000	91961584	92420832	459248000	Unbundled

--- DELIVERIES ---

	Rate Per AF	Volume AF	Amount
Tier 1 Supply Rate	73.00	10,542.9	769,631.70
System Access Rate	152.00	10,542.9	1,602,520.80
Water Stewardship Rate	25.00	10,542.9	263,572.50
System Power Rate	81.00	10,542.9	853,974.90
Treatment Surcharge	112.00	10,542.9	1,180,804.80

Agency Name	Invoice No.	Rev	Bill Period	Page No.	Mailed On	Due On
San Diego County Water Authority	5212	0	December 2005	3 of 7	01-10-06	02-28-06

Delivery Subtotal 10,542.9 4,670,504.70

--- ADJUSTMENT ---

	Rate Per AF	Volume AF	Amount
Sep 2005 adj full service to agr voided	443.00	11.1	4,917.30
Sep 2005 adj full service to agr voided (City of San Diego)	329.00	-11.1	-3,851.90
Sep 2005 adj full service to agr	443.00	-9.8	-4,341.40
Sep 2005 adj full service to agr (City of San Diego)	329.00	9.8	3,224.20
Nov 2005 adj full service to agr	443.00	-776.8	-344,122.40
Nov 2005 adj full service to agr (Fallbrook)	329.00	776.8	255,567.20
Nov 2005 adj full service to agr	443.00	-29.5	-13,068.50
Nov 2005 adj full service to agr (Oceanside)	329.00	29.5	9,705.50
Nov 2005 adj full service to agr	443.00	-22.3	-8,878.90
Nov 2005 adj full service to agr (Olivenhain)	329.00	22.3	7,336.70
Nov 2005 adj full service to agr	443.00	-9.7	-4,297.10
Nov 2005 adj full service to agr (Otay)	329.00	9.7	3,191.30
Nov 2005 adj full service to agr	443.00	-1,825.9	-808,873.70
Nov 2005 adj full service to agr (Rainbow)	329.00	1,825.9	600,721.10
Nov 2005 adj full service to agr	443.00	-133.2	-59,007.60
Nov 2005 adj full service to agr (Ramona)	329.00	133.2	43,822.80
Nov 2005 adj full service to agr	443.00	-2.6	-1,151.80
Nov 2005 adj full service to agr (City of San Diego)	329.00	2.6	855.40
Nov 2005 adj full service to agr	443.00	-0.2	-88.60
Nov 2005 adj full service to agr (Santa Fe Irrigation)	329.00	0.2	65.80
Nov 2005 adj full service to agr	443.00	-256.5	-113,629.50
Nov 2005 adj full service to agr (Vallecitos)	329.00	256.5	84,388.50
Nov 2005 adj full service to agr	443.00	-3,023.4	-1,339,366.20
Nov 2005 adj full service to agr (Valley Center)	329.00	3,023.4	994,698.60
Nov 2005 adj full service to agr	443.00	-16.2	-7,176.60
Nov 2005 adj full service to agr (Vista)	329.00	16.2	5,329.80
Nov 2005 adj full service to agr	443.00	-309.2	-136,975.60
Nov 2005 adj full service to agr (Yuima)	329.00	309.2	101,726.80

Adjustment Subtotal 0.0 -730,078.80

SD-07 Total 10,542.9 3,940,425.90

Meter No SD-08

Treated Domestic	Constant	Previous Reading	Current Reading	Volume (Cu. Ft.)	Rate Desc.
n/o Red Mtn. n/o Mission Rd.	100	26303704	26490184	18648000	Unbundled

--- DELIVERIES ---

	Rate Per AF	Volume AF	Amount
Tier 1 Supply Rate	73.00	428.1	31,251.30
System Access Rate	152.00	428.1	65,071.20
Water Stewardship Rate	25.00	428.1	10,702.50
System Power Rate	81.00	428.1	34,676.10
Treatment Surcharge	112.00	428.1	47,947.20

Delivery Subtotal 428.1 189,648.30

SD-08 Total 428.1 189,648.30

Meter No SD-09

Treated Domestic	Constant	Previous Reading	Current Reading	Volume (Cu. Ft.)	Rate Desc.
w/o Rainbow Glen. Rd. n/o Red Mtn.	100	6718587	6756403	3781600	Unbundled

--- DELIVERIES ---

	Rate Per AF	Volume AF	Amount
Tier 1 Supply Rate	73.00	86.8	6,336.40
System Access Rate	152.00	86.8	13,193.60
Water Stewardship Rate	25.00	86.8	2,170.00
System Power Rate	81.00	86.8	7,030.80
Treatment Surcharge	112.00	86.8	9,721.60

Agency Name	Invoice No.	Rev	Bill Period	Page No.	Mailed On	Due On
San Diego County Water Authority	5212	0	December 2005	4 of 7	01-10-06	02-28-06

Delivery Subtotal	86.8	38,452.40
SD-09 Total	86.8	38,452.40

Meter No SD-11

Untreated Domestic	Constant	Previous Reading	Current Reading	Volume (Cu. Ft.)	Rate Desc
e/o Wilt Rd. n/o Dos Ninos Ave.	10.000	10817458	10898238	807800000	Unbundled

--- DELIVERIES ---

	Rate Per AF	Volume AF	Amount
Tier 1 Supply Rate	73.00	18,544.5	1,353,748.50
System Access Rate	152.00	18,544.5	2,818,764.00
Water Stewardship Rate	25.00	18,544.5	463,612.50
System Power Rate	81.00	18,544.5	1,502,104.50
Delivery Subtotal		18,544.5	6,138,229.50

--- ADJUSTMENT ---

	Rate Per AF	Volume AF	Amount
Nov 2003 adj full service to agr voided	326.00	39.9	13,007.40
Nov 2003 adj full service to agr voided (Poway)	236.00	-39.9	-9,416.40
Nov 2003 adj full service to agr	326.00	-39.0	-12,714.00
Nov 2003 adj full service to agr (Poway)	236.00	39.0	9,204.00
Feb 2004 adj full service to agr voided	326.00	27.9	9,095.40
Feb 2004 adj full service to agr voided (Poway)	236.00	-27.9	-6,584.40
Feb 2004 adj full service to agr	326.00	-24.7	-8,052.20
Feb 2004 adj full service to agr (Poway)	236.00	24.7	5,829.20
Apr 2004 adj full service to agr voided	326.00	49.4	16,104.40
Apr 2004 adj full service to agr voided (Poway)	236.00	-49.4	-11,658.40
Apr 2004 adj full service to agr	326.00	-47.1	-15,354.60
Apr 2004 adj full service to agr (Poway)	236.00	47.1	11,115.60
Jun 2004 adj full service to agr voided	326.00	58.7	19,136.20
Jun 2004 adj full service to agr voided (Poway)	236.00	-58.7	-13,853.20
Jun 2004 adj full service to agr	326.00	-56.7	-18,464.20
Jun 2004 adj full service to agr (Poway)	236.00	56.7	13,381.20
Sep 2005 adj full service to agr voided	331.00	91.0	30,121.00
Sep 2005 adj full service to agr voided (City of San Diego)	241.00	-91.0	-21,931.00
Sep 2005 adj full service to agr	331.00	-80.8	-26,744.80
Sep 2005 adj full service to agr (City of San Diego)	241.00	80.8	19,472.80
Oct 2005 adj full service to agr	331.00	-219.0	-72,489.00
Oct 2005 adj full service to agr (Escondido)	241.00	219.0	52,779.00
Oct 2005 adj full service to agr	331.00	-102.2	-33,828.20
Oct 2005 adj full service to agr (Poway)	241.00	102.2	24,630.20
Nov 2005 adj full service to agr	331.00	-171.5	-56,766.50
Nov 2005 adj full service to agr (Oceanside)	241.00	171.5	41,331.50
Nov 2005 adj full service to agr	331.00	-82.3	-27,241.30
Nov 2005 adj full service to agr (Olivenhain)	241.00	82.3	19,834.30
Nov 2005 adj full service to agr	331.00	-188.6	-62,426.60
Nov 2005 adj full service to agr (Ramona)	241.00	188.6	45,452.60
Nov 2005 adj full service to agr	331.00	-66.6	-22,044.60
Nov 2005 adj full service to agr (City of San Diego)	241.00	66.6	16,050.60
Nov 2005 adj full service to agr	331.00	-14.4	-4,766.40
Nov 2005 adj full service to agr (Santa Fe Irrigation)	241.00	14.4	3,470.40
Nov 2005 adj full service to agr	331.00	-14.9	-4,931.90
Nov 2005 adj full service to agr (Vista)	241.00	14.9	3,590.90
Dec 2005 adj iid to sdcwa excunb	331.00	-2,500.0	-827,500.00
Dec 2005 adj iid to sdcwa excunb (San Diego CWA)	258.00		645,000.00
Dec 2005 adj full service to surface storage - In-Lieu - (San Diego CWA)	331.00	-6,667.7	-2,207,008.70
Adjustment Subtotal		-9,167.7	-2,465,189.70
SD-11 Total		9,376.8	3,673,039.80

Agency Name	Invoice No.	Rev.	Bill Period	Page No.	Mailed On	Due On
San Diego County Water Authority	5212	0	December 2005	5 of 7	01-10-06	02-28-06

Meter No SD-DS1

Desalted	Constant	Previous Reading	Current Reading	Volume (Cu. Ft.)	Rate Desc.
Desalted		N/A	N/A	N/A	Unbundled

--- ADJUSTMENT ---

	Rate Per AF	Volume AF	Amount
Dec 2005 lppds contribution	100.00	231.0	-23,100.00
Adjustment Subtotal		231.0	-23,100.00
SD-DS1 Total		231.0	-23,100.00

Meter No SD-GRP1

Recovered	Constant	Previous Reading	Current Reading	Volume (Cu. Ft.)	Rate Desc.
Recovered Greenbelt		N/A	N/A	N/A	Unbundled

--- ADJUSTMENT ---

	Rate Per AF	Volume AF	Amount
DEC 2005 GRP	465.00	169.0	78,585.00
DEC 2005 GRP	715.00		-120,835.00
Adjustment Subtotal		169.0	-42,250.00
SD-GRP1 Total		169.0	-42,250.00

Meter No SD-RCL1

Reclaimed	Constant	Previous Reading	Current Reading	Volume (Cu. Ft.)	Rate Desc.
Reclaimed		N/A	N/A	N/A	Unbundled

--- ADJUSTMENT ---

	Rate Per AF	Volume AF	Amount
Nov 2005 lrp contribution	250.00	27.5	-6,875.00
Dec 2005 lrp contribution	250.00	25.5	-6,375.00
Adjustment Subtotal		53.0	-13,250.00
SD-RCL1 Total		53.0	-13,250.00

Meter No SD-RCL10

Reclaimed	Constant	Previous Reading	Current Reading	Volume (Cu. Ft.)	Rate Desc.
No Address 1		N/A	N/A	N/A	Unbundled

--- ADJUSTMENT ---

	Rate Per AF	Volume AF	Amount
Nov 2005 contribution	200.00	241.6	-48,320.00
Adjustment Subtotal		241.6	-48,320.00
SD-RCL10 Total		241.6	-48,320.00

Meter No SD-RCL11

Reclaimed	Constant	Previous Reading	Current Reading	Volume (Cu. Ft.)	Rate Desc.
Reclaimed		N/A	N/A	N/A	Unbundled

--- ADJUSTMENT ---

	Rate Per AF	Volume AF	Amount
Dec 2005 contribution	250.00	5.3	-1,325.00
Adjustment Subtotal		5.3	-1,325.00
SD-RCL11 Total		5.3	-1,325.00

Agency Name	Invoice No.	Rev.	Bill Period	Page No.	Mailed On	Due On
San Diego County Water Authority	5212	0	December 2005	6 of 7	01-10-06	02-28-06

Meter No SD-RCL13

Reclaimed	Constant	Previous Reading	Current Reading	Volume (Cu. Ft.)	Rate Desc.
Reclaimed		N/A	N/A	N/A	Unbundled

--- ADJUSTMENT ---

	Rate Per AF	Volume AF	Amount
Dec 2005 contribution	250.00	67.1	-16,775.00
Adjustment Subtotal		67.1	-16,775.00
SD-RCL13 Total		67.1	-16,775.00

Meter No SD-RCL14

Reclaimed	Constant	Previous Reading	Current Reading	Volume (Cu. Ft.)	Rate Desc.
Reclaimed		N/A	N/A	N/A	Unbundled

--- ADJUSTMENT ---

	Rate Per AF	Volume AF	Amount
Dec 2005 contribution	190.00	40.7	-7,733.00
Adjustment Subtotal		40.7	-7,733.00
SD-RCL14 Total		40.7	-7,733.00

Meter No SD-RCL15

Reclaimed	Constant	Previous Reading	Current Reading	Volume (Cu. Ft.)	Rate Desc.
Reclaimed		N/A	N/A	N/A	Unbundled

--- ADJUSTMENT ---

	Rate Per AF	Volume AF	Amount
Dec 2005 contribution	150.00	55.6	-8,340.00
Adjustment Subtotal		55.6	-8,340.00
SD-RCL15 Total		55.6	-8,340.00

Meter No SD-RCL6

Reclaimed	Constant	Previous Reading	Current Reading	Volume (Cu. Ft.)	Rate Desc.
Reclaimed		N/A	N/A	N/A	Unbundled

--- ADJUSTMENT ---

	Rate Per AF	Volume AF	Amount
Nov 2005 lrp contribution	185.00	105.2	-19,462.00
Adjustment Subtotal		105.2	-19,462.00
SD-RCL6 Total		105.2	-19,462.00

Meter No SD-RCL8

Reclaimed	Constant	Previous Reading	Current Reading	Volume (Cu. Ft.)	Rate Desc.
Reclaimed		N/A	N/A	N/A	Unbundled

--- ADJUSTMENT ---

	Rate Per AF	Volume AF	Amount
Nov 2005 lrp contribution	200.00	87.3	-17,460.00
Adjustment Subtotal		87.3	-17,460.00
SD-RCL8 Total		87.3	-17,460.00

Agency Name	Invoice No.	Rev.	Bill Period	Page No.	Mailed On	Due On
San Diego County Water Authority	5212	0	December 2005	7 of 7	01-10-06	02-28-06

Meter No SD-RCL9

Reclaimed	Constant	Previous Reading	Current Reading	Volume (Cu. Ft.)	Rate Desc
		N/A	N/A	N/A	Unbundled

--- ADJUSTMENT ---

	Rate Per AF	Volume AF	Amount
DEC 2005 LPPRE	113.00	13.5	1,525.50
DEC 2005 LPPRE	267.00		-3,604.50
Adjustment Subtotal		13.5	-2,079.00
SD-RCL9 Total		13.5	-2,079.00

Meter No SDTJ-01A

Treated Domestic	Constant	Previous Reading	Current Reading	Volume (Cu. Ft.)	Rate Desc
San Diego-Tijuana	133.68	166987	166987	0	Unbundled

--- DELIVERIES ---

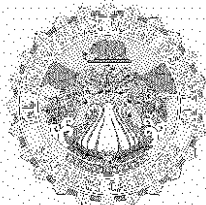
	Rate Per AF	Volume AF	Amount
Delivery Subtotal		0.0	0.00
SDTJ-01A Total		0.0	0.00

--- OTHER CHARGES AND CREDITS ---

	Amount
Conservation Ag # 55708	-211,090.00
Tier 2 Surcharge adjustment for prior calendar year 2003	72.90
Tier 2 Surcharge adjustment for prior calendar year 2004	607.50

VOLUME TOTAL	INVOICE TOTAL
40,045.3	\$14,394,837.40

This invoice was printed on 1/9/2006 at 10:19:39AM

**MWD**

METROPOLITAN WATER DISTRICT OF SOUTHERN CALIFORNIA

700 North Alameda Street

Los Angeles, CA, 90012-2944

INVOICE**Billed To:**

San Diego County Water Authority

**Service Address**4677 Overland Avenue
San Diego, CA 92123-1233

January 2006	Page No. 1 of 1
Mailed: 02/10/2006	Due Date: 03/30/2006
Invoice Number: 5240	Revision: 0

NOTICE

The MWD Administrative Code Section 4507 and 4508 require that payment must be made in "Good Funds" by the due date or the payment will be considered delinquent and an additional charge shall be assessed.

DELIVERIES

	Volume (AF)
Total Water Treated Delivered	19,016.4
Total Water Untreated Delivered	17,597.1

SALES

	Type	Volume (AF)	Rate (\$ /AF)	Total (\$)
Full Service	Tier 1 Supply Rate	29,299.3	\$73.00	\$2,138,848.90
	System Access Rate	29,299.3	\$152.00	\$4,453,493.60
	Water Stewardship Rate	29,299.3	\$25.00	\$732,482.50
	System Power Rate	29,299.3	\$81.00	\$2,373,243.30
	Treatment Surcharge	19,061.5	\$122.00	\$2,325,503.00
Adjust Full Service Prior Rates				
Certification(s) for 200501 to 200512 for Domestic	Treated	-6,358.8	\$443.00	(\$2,816,948.40)
	Untreated	-1,106.5	\$331.00	(\$366,251.50)
IAWP	Treated	6,358.8		\$2,092,045.20
	Untreated	791.5		\$190,751.50
SUBTOTAL				\$11,123,168.10

WATER MANAGEMENT

	Volume (AF)	Total (\$)
Local Resource Programs	1,144.7	(\$215,835.70)
SUBTOTAL		(\$215,835.70)

EXCHANGES, WHEELING, AND OTHER DELIVERIES

IID San Diego Exchange UnTreated	3,333.3	\$859,991.40
		\$859,991.40

OTHER CHARGES AND CREDITS

	Rate (\$ /AF)	
Conservation Credit	\$137,280.00	
SUBTOTAL		\$137,280.00

ADDITIONAL INFORMATION

	Volume (AF)	Tier1 %	Peak Day	Flow (CFS)
Purchase Order Commitment (Jan 2003 to Dec 2012)	3,342,570.6			
Purchase Order Firm Delivery To Date (Jan 2003 to Dec 2012)	1,542,325.3			
Tier 1 Annual Limit (For Current Calendar Year)	501,385.6			
Tier 1 YTD Deliveries (For Current Calendar Year)	29,299.3	6.0		
Tier 1 Current Month Deliveries	29,299.3			
Capacity Charge				1,296.0

INVOICE TOTAL

Volume AF

30,129.0

Amount Now Due

\$11,904,603.80

Note: Amount Due is based on highlighted fields

MWD2010-00274879



MWD
 METROPOLITAN WATER DISTRICT OF SOUTHERN CALIFORNIA
 700 North Alameda Street
 Los Angeles, CA, 90012-2944

INVOICE DETAIL

NOTICE

The MWD Administrative Code Section 4507 and 4508 require that payment must be made in "Good Funds" by the due date or the payment will be considered delinquent and an additional charge shall be assessed.

IN ACCORDANCE WITH READINGS AND BILLING DATA LISTED BELOW:

Agency Name	Invoice No.	Rev.	Bill Period	Page No.	Mailed On	Due On
San Diego County Water Authority	5240	0	January 2006	1 of 7	02-10-06	03-30-06

Meter No CM-10

Treated	Constant	Previous Reading	Current Reading	Volume (Cu. Ft.)	Rate Desc.
Treated Domestic		0	0	0	Unbundled

--- ADJUSTMENT ---

	Rate Per AF	Volume AF	Amount
JAN 2006 - Transfer from OC to SD	453.00	45.1	20,430.30
Adjustment Subtotal		45.1	20,430.30
CM-10 Total		45.1	20,430.30

Meter No SD-01A

Treated Domestic	Constant	Previous Reading	Current Reading	Volume (Cu. Ft.)	Rate Desc.
Rainbow Cyn. Rd. e/o Frontage Rd.	1,000	18134936	18278750	143814000	Unbundled

--- DELIVERIES ---

	Rate Per AF	Volume AF	Amount
Tier 1 Supply Rate	73.00	3,301.5	241,009.50
System Access Rate	152.00	3,301.5	501,828.00
Water Stewardship Rate	25.00	3,301.5	82,537.50
System Power Rate	81.00	3,301.5	267,421.50
Treatment Surcharge	122.00	3,301.5	402,783.00
Delivery Subtotal		3,301.5	1,495,579.50
SD-01A Total		3,301.5	1,495,579.50

Meter No SD-01B

Treated Domestic	Constant	Previous Reading	Current Reading	Volume (Cu. Ft.)	Rate Desc.
Rainbow Cyn. Rd. e/o Frontage Rd.	1,000	17686536	17821692	135156000	Unbundled

--- DELIVERIES ---

	Rate Per AF	Volume AF	Amount
Tier 1 Supply Rate	73.00	3,102.8	226,504.40
System Access Rate	152.00	3,102.8	471,625.60
Water Stewardship Rate	25.00	3,102.8	77,570.00
System Power Rate	81.00	3,102.8	251,326.80
Treatment Surcharge	122.00	3,102.8	378,541.60
Delivery Subtotal		3,102.8	1,405,568.40
SD-01B Total		3,102.8	1,405,568.40

Agency Name	Invoice No.	Rev.	Bill Period	Page No.	Mailed On	Due On
San Diego County Water Authority	5240	0	January 2006	2 of 7	02-10-06	03-30-06

Meter No SD-02

Treated Domestic	Constant	Previous Reading	Current Reading	Volume (Cu. Ft.)	Rate Desc.
w/o Rainbow Glen Rd.	100	16503248	16633847	13059900	Unbundled

--- DELIVERIES ---

	Rate Per AF	Volume AF	Amount
Tier 1 Supply Rate	73.00	299.8	21,885.40
System Access Rate	152.00	299.8	45,569.60
Water Stewardship Rate	25.00	299.8	7,495.00
System Power Rate	81.00	299.8	24,283.80
Treatment Surcharge	122.00	299.8	36,575.60
Jan 2006, meter under 10% flow Tier 1 supply rate	73.00	0.5	36.50
Jan 2006, meter under 10% flow System access rate	152.00	0.5	76.00
Jan 2006, meter under 10% flow Water stewardship rate	25.00	0.5	12.50
Jan 2006, meter under 10% flow System power rate	81.00	0.5	40.50
Jan 2006, meter under 10% flow Treatment surcharge	122.00	0.5	61.00
Delivery Subtotal		300.3	136,035.90
SD-02 Total		300.3	136,035.90

Meter No SD-03

Untreated Domestic	Constant	Previous Reading	Current Reading	Volume (Cu. Ft.)	Rate Desc.
Rainbow Cyn. Rd. e/o Frontage Rd.	1,000	53314000	53577080	263080000	Unbundled

--- DELIVERIES ---

	Rate Per AF	Volume AF	Amount
Tier 1 Supply Rate	73.00	6,039.5	440,883.50
System Access Rate	152.00	6,039.5	918,004.00
Water Stewardship Rate	25.00	6,039.5	150,987.50
System Power Rate	81.00	6,039.5	489,199.50
Delivery Subtotal		6,039.5	1,999,074.50
SD-03 Total		6,039.5	1,999,074.50

Meter No SD-05

Treated Domestic	Constant	Previous Reading	Current Reading	Volume (Cu. Ft.)	Rate Desc.
s/o Reche Rd. w/o Wilt Rd.	100	4871011	4977488	10647700	Unbundled

--- DELIVERIES ---

	Rate Per AF	Volume AF	Amount
Tier 1 Supply Rate	73.00	244.4	17,841.20
System Access Rate	152.00	244.4	37,148.80
Water Stewardship Rate	25.00	244.4	6,110.00
System Power Rate	81.00	244.4	19,796.40
Treatment Surcharge	122.00	244.4	29,816.80
Delivery Subtotal		244.4	110,713.20
SD-05 Total		244.4	110,713.20

Meter No SD-07

Treated Domestic	Constant	Previous Reading	Current Reading	Volume (Cu. Ft.)	Rate Desc.
e/o Wilt Rd. n/o Dos Ninos Ave.	1,000	92420832	92926680	505848000	Unbundled

--- DELIVERIES ---

	Rate Per AF	Volume AF	Amount
Tier 1 Supply Rate	73.00	11,612.7	847,727.10
System Access Rate	152.00	11,612.7	1,765,130.40
Water Stewardship Rate	25.00	11,612.7	290,317.50
System Power Rate	81.00	11,612.7	940,628.70
Treatment Surcharge	122.00	11,612.7	1,416,749.40

Agency Name	Invoice No.	Rev.	Bill Period	Page No.	Mailed On	Due On
San Diego County Water Authority	5240	0	January 2006	3 of 7	02-10-06	03-30-06

Delivery Subtotal 11,612.7 5,260,553.10

--- ADJUSTMENT ---

	Rate Per AF	Volume AF	Amount
Jun 2005 adj full service to agr voided	443.00	183.5	81,290.50
Jun 2005 adj full service to agr voided (Yuima)	329.00	-183.5	-60,371.50
Jun 2005 adj full service to agr	443.00	-321.8	-142,557.40
Jun 2005 adj full service to agr (Yuima)	329.00	321.8	105,872.20
Sep 2005 adj full service to agr	443.00	-63.2	-27,997.60
Sep 2005 adj full service to agr (Carlsbad Municipal)	329.00	63.2	20,792.80
Oct 2005 adj full service to agr	443.00	-71.4	-31,630.20
Oct 2005 adj full service to agr (Carlsbad Municipal)	329.00	71.4	23,490.60
Nov 2005 adj full service to agr	443.00	-13.3	-5,891.90
Nov 2005 adj full service to agr (Padre Dam)	329.00	13.3	4,375.70
Nov 2005 adj full service to agr	443.00	-60.2	-26,668.60
Nov 2005 adj full service to agr (Rincon)	329.00	60.2	19,805.80
Nov 2005 adj full service to agr	443.00	-49.2	-21,795.60
Nov 2005 adj full service to agr (Carlsbad Municipal)	329.00	49.2	16,186.80
Dec 2005 adj full service to agr	443.00	-683.8	-302,923.40
Dec 2005 adj full service to agr (Fallbrook)	329.00	683.8	224,970.20
Dec 2005 adj full service to agr	443.00	-22.7	-10,056.10
Dec 2005 adj full service to agr (Olivenhain)	329.00	22.7	7,468.30
Dec 2005 adj full service to agr	443.00	-6.2	-2,746.60
Dec 2005 adj full service to agr (Otay)	329.00	6.2	2,039.80
Dec 2005 adj full service to agr	443.00	-211.4	-93,650.20
Dec 2005 adj full service to agr (Padre Dam)	329.00	211.4	69,550.60
Dec 2005 adj full service to agr	443.00	-1,698.9	-752,612.70
Dec 2005 adj full service to agr (Rainbow)	329.00	1,698.9	558,938.10
Dec 2005 adj full service to agr	443.00	-131.1	-58,077.30
Dec 2005 adj full service to agr (Ramona)	329.00	131.1	43,131.90
Dec 2005 adj full service to agr	443.00	-53.3	-23,611.90
Dec 2005 adj full service to agr (Rincon)	329.00	53.3	17,535.70
Dec 2005 adj full service to agr	443.00	-3.1	-1,373.30
Dec 2005 adj full service to agr (City of San Diego)	329.00	3.1	1,019.90
Dec 2005 adj full service to agr	443.00	-0.2	-88.60
Dec 2005 adj full service to agr (Santa Fe Irrigation)	329.00	0.2	65.80
Dec 2005 adj full service to agr	443.00	-2,895.2	-1,282,573.60
Dec 2005 adj full service to agr (Valley Center)	329.00	2,895.2	952,520.80
Dec 2005 adj full service to agr	443.00	-25.7	-11,385.10
Dec 2005 adj full service to agr (Vista)	329.00	25.7	8,455.30
Dec 2005 adj full service to agr	443.00	-231.6	-102,598.80
Dec 2005 adj full service to agr (Yuima)	329.00	231.6	76,196.40
Adjustment Subtotal		0.0	-724,903.20
SD-07 Total		11,612.7	4,535,649.90

Meter No SD-08

Treated Domestic	Constant	Previous Reading	Current Reading	Volume (Cu. Ft.)	Rate Desc
n/o Red Mtn. n/o Mission Rd.	100	26490184	26656084	16590000	Unbundled

--- DELIVERIES ---

	Rate Per AF	Volume AF	Amount
Tier 1 Supply Rate	73.00	380.9	27,805.70
System Access Rate	152.00	380.9	57,896.80
Water Stewardship Rate	25.00	380.9	9,522.50
System Power Rate	81.00	380.9	30,852.90
Treatment Surcharge	122.00	380.9	46,469.80
Delivery Subtotal		380.9	172,547.70
SD-08 Total		380.9	172,547.70

Agency Name	Invoice No.	Rev.	Bill Period	Page No.	Mailed On	Due On
San Diego County Water Authority	5240	0	January 2006	4 of 7	02-10-06	03-30-06

Meter No SD-09

Treated Domestic	Constant	Previous Reading	Current Reading	Volume (Cu. Ft.)	Rate Desc.
w/o Rainbow Glen Rd. n/o Red Mtn.	100	6756403	6788565	3216200	Unbundled

--- DELIVERIES ---

	Rate Per AF	Volume AF	Amount
Tier 1 Supply Rate	73.00	73.8	5,387.40
System Access Rate	152.00	73.8	11,217.60
Water Stewardship Rate	25.00	73.8	1,845.00
System Power Rate	81.00	73.8	5,977.80
Treatment Surcharge	122.00	73.8	9,003.60
Delivery Subtotal		73.8	33,431.40
SD-09 Total		73.8	33,431.40

Meter No SD-11

Untreated Domestic	Constant	Previous Reading	Current Reading	Volume (Cu. Ft.)	Rate Desc.
e/o Wilt Rd. n/o Dos Ninos Ave.	10,000	10898238	10948583	503450000	Unbundled

--- DELIVERIES ---

	Rate Per AF	Volume AF	Amount
Tier 1 Supply Rate	73.00	11,557.6	843,704.80
System Access Rate	152.00	11,557.6	1,756,755.20
Water Stewardship Rate	25.00	11,557.6	288,940.00
System Power Rate	81.00	11,557.6	936,165.60
Delivery Subtotal		11,557.6	3,825,565.60

--- ADJUSTMENT ---

	Rate Per AF	Volume AF	Amount
Nov 2005 adj full service to agr	331.00	-42.4	-14,034.40
Nov 2005 adj full service to agr (Poway)	241.00	42.4	10,218.40
Nov 2005 adj full service to surface storage - Direct - (San Diego CWA) VOIDED	331.00	4,104.0	1,358,424.00
Nov 2005 adj full service to surface storage - Direct - (San Diego CWA)	331.00	-4,419.0	-1,462,689.00
Dec 2005 adj full service to surface storage - In-Lieu - (San Diego CWA) VOIDED	331.00	6,667.7	2,207,008.70
Dec 2005 adj full service to surface storage - Direct - (San Diego CWA)	331.00	-5,826.0	-1,928,406.00
Dec 2005 adj full service to surface storage - In-Lieu - (San Diego CWA)	331.00	-841.7	-278,602.70
Dec 2005 adj full service to agr	331.00	-465.3	-154,014.30
Dec 2005 adj full service to agr (Escondido)	241.00	465.3	112,137.30
Dec 2005 adj full service to agr	331.00	-61.9	-20,488.90
Dec 2005 adj full service to agr (Olivenhain)	241.00	61.9	14,917.90
Dec 2005 adj full service to agr	331.00	-157.4	-52,099.40
Dec 2005 adj full service to agr (Ramona)	241.00	157.4	37,933.40
Dec 2005 adj full service to agr	331.00	-47.0	-15,557.00
Dec 2005 adj full service to agr (City of San Diego)	241.00	47.0	11,327.00
Dec 2005 adj full service to agr	331.00	-7.7	-2,548.70
Dec 2005 adj full service to agr (Santa Fe Irrigation)	241.00	7.7	1,855.70
Dec 2005 adj full service to agr	331.00	-9.8	-3,243.80
Dec 2005 adj full service to agr (Vista)	241.00	9.8	2,361.80
Jan 2006 adj iid to sdcwa exch.	331.00	-3,333.3	-1,103,322.30
Jan 2006 adj iid to sdcwa exch (San Diego CWA)	258.00		859,991.40
Jan 2006 adj full service to surface storage - Direct - (San Diego CWA)	331.00	-3,095.7	-1,024,676.70
Jan 2006 adj full service to surface storage - In-Lieu - (San Diego CWA)	331.00	-930.3	-307,929.30
Adjustment Subtotal		-7,674.3	-1,751,436.90
SD-11 Total		3,883.3	2,074,128.70

Meter No SD-DS1

Desalted	Constant	Previous Reading	Current Reading	Volume (Cu. Ft.)	Rate Desc.
Desalted		N/A	N/A	N/A	Unbundled

--- ADJUSTMENT ---

	Rate Per AF	Volume AF	Amount
--	-------------	-----------	--------

Agency Name	Invoice No.	Rev.	Bill Period	Page No.	Mailed On	Due On
San Diego County Water Authority	5240	0	January 2006	5 of 7	02-10-06	03-30-06

--- ADJUSTMENT ---

	Rate Per AF	Volume AF	Amount
Jan 2006 lppds contribution	100.00	225.0	-22,500.00
Adjustment Subtotal		225.0	-22,500.00
SD-DS1 Total		225.0	-22,500.00

Meter No SD-GRP1

Recovered	Constant	Previous Reading	Current Reading	Volume (Cu. Ft.)	Rate Desc.
Recovered Greenbelt		N/A	N/A	N/A	Unbundled

--- ADJUSTMENT ---

	Rate Per AF	Volume AF	Amount
JAN 2006 GRP	479.00	168.8	80,855.20
JAN 2006 GRP	729.00		-123,055.20
Adjustment Subtotal		168.8	-42,200.00
SD-GRP1 Total		168.8	-42,200.00

Meter No SD-RCL10

Reclaimed	Constant	Previous Reading	Current Reading	Volume (Cu. Ft.)	Rate Desc.
Reclaimed		N/A	N/A	N/A	Unbundled

--- ADJUSTMENT ---

	Rate Per AF	Volume AF	Amount
Dec 2005 contribution	200.00	279.7	-55,940.00
Adjustment Subtotal		279.7	-55,940.00
SD-RCL10 Total		279.7	-55,940.00

Meter No SD-RCL11

Reclaimed	Constant	Previous Reading	Current Reading	Volume (Cu. Ft.)	Rate Desc.
Reclaimed		N/A	N/A	N/A	Unbundled

--- ADJUSTMENT ---

	Rate Per AF	Volume AF	Amount
Jan 2006 contribution	250.00	5.4	-1,350.00
Adjustment Subtotal		5.4	-1,350.00
SD-RCL11 Total		5.4	-1,350.00

Meter No SD-RCL12

Reclaimed	Constant	Previous Reading	Current Reading	Volume (Cu. Ft.)	Rate Desc.
Reclaimed		N/A	N/A	N/A	Unbundled

--- ADJUSTMENT ---

	Rate Per AF	Volume AF	Amount
Dec 2005 lrp contribution	250.00	48.5	-12,125.00
Adjustment Subtotal		48.5	-12,125.00
SD-RCL12 Total		48.5	-12,125.00

Meter No SD-RCL13

Reclaimed	Constant	Previous Reading	Current Reading	Volume (Cu. Ft.)	Rate Desc.
Reclaimed		N/A	N/A	N/A	Unbundled

--- ADJUSTMENT ---

	Rate Per AF	Volume AF	Amount
Jan 2006 contribution	250.00	54.4	-13,600.00

Agency Name	Invoice No.	Rev.	Bill Period	Page No.	Mailed On	Due On
San Diego County Water Authority	5240	0	January 2006	6 of 7	02-10-06	03-30-06

--- ADJUSTMENT ---

Rate Per AF	Volume AF	Amount
	54.4	-13,600.00
Adjustment Subtotal		
	54.4	-13,600.00
SD-RCL13 Total		

Meter No SD-RCL14

Reclaimed	Constant	Previous Reading	Current Reading	Volume (Cu. Ft.)	Rate Desc
Reclaimed		N/A	N/A	N/A	Unbundled

--- ADJUSTMENT ---

Rate Per AF	Volume AF	Amount
Jan 2006 contribution	44.3	-8,417.00
	44.3	-8,417.00
Adjustment Subtotal		
	44.3	-8,417.00
SD-RCL14 Total		

Meter No SD-RCL15

Reclaimed	Constant	Previous Reading	Current Reading	Volume (Cu. Ft.)	Rate Desc
Reclaimed		N/A	N/A	N/A	Unbundled

--- ADJUSTMENT ---

Rate Per AF	Volume AF	Amount
Jan 2006 contribution	53.1	-7,965.00
	53.1	-7,965.00
Adjustment Subtotal		
	53.1	-7,965.00
SD-RCL15 Total		

Meter No SD-RCL6

Reclaimed	Constant	Previous Reading	Current Reading	Volume (Cu. Ft.)	Rate Desc
Reclaimed		N/A	N/A	N/A	Unbundled

--- ADJUSTMENT ---

Rate Per AF	Volume AF	Amount
Jul 2004 lrp contribution voided	-112.4	28,100.00
Jul 2004 lrp contribution	112.8	-28,200.00
Aug 2004 lrp contribution voided	-112.6	28,150.00
Aug 2004 lrp contribution	112.9	-28,225.00
Sep 2004 lrp contribution voided	-106.5	26,625.00
Sep 2004 lrp contribution	106.8	-26,700.00
Oct 2004 lrp contribution voided	-95.3	23,825.00
Oct 2004 lrp contribution	104.6	-26,150.00
Nov 2004 lrp contribution voided	-112.9	28,225.00
Nov 2004 lrp contribution	113.0	-28,250.00
Dec 2004 lrp contribution voided	-41.5	10,375.00
Dec 2004 lrp contribution	41.7	-10,425.00
Jan 2005 lrp contribution voided	-41.1	10,275.00
Jan 2005 lrp contribution	41.2	-10,300.00
Feb 2005 lrp contribution voided	-56.2	14,050.00
Feb 2005 lrp contribution	56.3	-14,075.00
Apr 2005 lrp contribution voided	-125.1	31,275.00
Apr 2005 lrp contribution	126.0	-31,500.00
May 2005 lrp contribution voided	-103.3	25,825.00
May 2005 lrp contribution	104.3	-26,075.00
Jun 2005 lrp contribution voided	-109.7	27,425.00
Jun 2005 lrp contribution	110.1	-27,525.00
Dec 2005 lrp contribution	110.5	-20,442.50
	123.6	-23,717.50
Adjustment Subtotal		
	123.6	-23,717.50
SD-RCL6 Total		

Agency Name	Invoice No.	Rev.	Bill Period	Page No.	Mailed On	Due On
San Diego County Water Authority	5240	0	January 2006	7 of 7	02-10-06	03-30-06

Meter No SD-RCL8

Reclaimed	Constant	Previous Reading	Current Reading	Volume (Cu. Ft.)	Rate Desc.
Reclaimed		N/A	N/A	N/A	Unbundled

--- ADJUSTMENT ---

	Rate Per AF	Volume AF	Amount
Dec 2005 lrp contribution	200.00	134.1	-26,820.00
Adjustment Subtotal		134.1	-26,820.00
SD-RCL8 Total		134.1	-26,820.00

Meter No SD-RCL9

Reclaimed	Constant	Previous Reading	Current Reading	Volume (Cu. Ft.)	Rate Desc.
		N/A	N/A	N/A	Unbundled

--- ADJUSTMENT ---

	Rate Per AF	Volume AF	Amount
JAN 2006 LPPRE	113.00	7.8	881.40
JAN 2006 LPPRE	267.00		-2,082.60
Adjustment Subtotal		7.8	-1,201.20
SD-RCL9 Total		7.8	-1,201.20

Meter No SDTJ-01A

Treated Domestic	Constant	Previous Reading	Current Reading	Volume (Cu. Ft.)	Rate Desc.
San Diego-Tijuana	133.68	166987	166987	0	Unbundled


--- DELIVERIES ---

	Rate Per AF	Volume AF	Amount
Delivery Subtotal		0.0	0.00
SDTJ-01A Total		0.0	0.00

--- OTHER CHARGES AND CREDITS ---

	Amount
Conservation Ag # 55708	137,280.00
VOLUME TOTAL	30,129.0
INVOICE TOTAL	\$11,904,603.80

This invoice was printed on 2/7/2006 at 7:43:09AM



MWD
 METROPOLITAN WATER DISTRICT OF SOUTHERN CALIFORNIA
 700 North Alameda Street
 Los Angeles, CA, 90012-2944

INVOICE

Billed To:
 San Diego County Water Authority



Service Address
 4677 Overland Avenue
 San Diego, CA 92123-1233

February 2006	Page No. 1 of 1
Mailed: 03/10/2006	Due Date: 04/28/2006
Invoice Number: 5268	Revision: 0

NOTICE

The MWD Administrative Code Section 4507 and 4508 require that payment must be made in "Good Funds" by the due date or the payment will be considered delinquent and an additional charge shall be assessed.

DELIVERIES	Volume (AF)
Total Water Treated Delivered	12,380.2
Total Water Untreated Delivered	30,593.8

SALES	Type	Volume (AF)	Rate (\$ /AF)	Total (\$)
Full Service	Tier 1 Supply Rate	26,479.5	\$73.00	\$1,933,003.50
	System Access Rate	26,479.5	\$152.00	\$4,024,884.00
	Water Stewardship Rate	26,479.5	\$25.00	\$661,987.50
	System Power Rate	26,479.5	\$81.00	\$2,144,839.50
	Treatment Surcharge	7,952.5	\$122.00	\$970,205.00
Adjust Full Service Prior Rates				
Certification(s) for 200501 to 200512 for Domestic	Treated	-318.1	\$443.00	(\$140,918.30)
	Untreated	-928.9	\$331.00	(\$307,465.90)
IAWP	Treated	4,807.4		\$1,626,527.60
	Untreated	1,581.1		\$381,045.10
SUBTOTAL				\$11,294,108.00

WATER MANAGEMENT	Volume (AF)	Total (\$)
Local Resource Programs	1,272.0	(\$249,347.60)
SUBTOTAL		(\$249,347.60)

EXCHANGES, WHEELING, AND OTHER DELIVERIES	Volume (AF)	Total (\$)
IID San Diego Exchange UnTreated	3,333.3	\$859,991.40
SUBTOTAL		\$859,991.40

OTHER CHARGES AND CREDITS	Rate (\$ /AF)	Total (\$)
Conservation Credit		(\$233,510.00)
SUBTOTAL		(\$233,510.00)

ADDITIONAL INFORMATION	Volume (AF)	Tier1 %	Peak Day	Flow (CFS)
Purchase Order Commitment (Jan 2003 to Dec 2012)	3,342,570.6			
Purchase Order Firm Delivery To Date (Jan 2003 to Dec 2012)	1,567,557.8			
Tier 1 Annual Limit (For Current Calendar Year)	501,385.6			
Tier 1 YTD Deliveries (For Current Calendar Year)	55,778.8	11.0		
Tier 1 Current Month Deliveries	26,479.5			
Capacity Charge				1,296.0

INVOICE TOTAL

Volume AF
32,893.0

Amount Now Due
\$11,671,241.80

Note: Amount Due is based on highlighted fields



MWD
 METROPOLITAN WATER DISTRICT OF SOUTHERN CALIFORNIA
 700 North Alameda Street
 Los Angeles, CA, 90012-2944

INVOICE DETAIL

NOTICE

The MWD Administrative Code Section 4507 and 4508 require that payment must be made in "Good Funds" by the due date or the payment will be considered delinquent and an additional charge shall be assessed.

IN ACCORDANCE WITH READINGS AND BILLING DATA LISTED BELOW

Agency Name	Invoice No.	Rev.	Bill Period	Page No.	Mailed On	Due On
San Diego County Water Authority	5268	0	February 2006	1 of 7	03-10-06	04-28-06

Meter No CM-10

Treated	Constant	Previous Reading	Current Reading	Volume (Cu. Ft.)	Rate Desc.
Treated Domestic		0	0	0	Unbundled

--- ADJUSTMENT ---

	Rate Per AF	Volume AF	Amount
FEB 2006 - OC to SD Transfer:	453.00	61.6	27,904.80
Adjustment Subtotal		61.6	27,904.80
CM-10 Total		61.6	27,904.80

Meter No SD-01A

Treated Domestic	Constant	Previous Reading	Current Reading	Volume (Cu. Ft.)	Rate Desc.
Rainbow Cyn. Rd. e/o Frontage Rd.	1,000	18278750	18382236	103486000	Unbundled

--- DELIVERIES ---

	Rate Per AF	Volume AF	Amount
Tier 1 Supply Rate	73.00	2,375.7	173,426.10
System Access Rate	152.00	2,375.7	361,106.40
Water Stewardship Rate	25.00	2,375.7	59,392.50
System Power Rate	81.00	2,375.7	192,431.70
Treatment Surcharge	122.00	2,375.7	289,835.40
Delivery Subtotal		2,375.7	1,076,192.10
SD-01A Total		2,375.7	1,076,192.10

Meter No SD-01B

Treated Domestic	Constant	Previous Reading	Current Reading	Volume (Cu. Ft.)	Rate Desc.
Rainbow Cyn. Rd. e/o Frontage Rd.	1,000	17821692	17925084	103392000	Unbundled

--- DELIVERIES ---

	Rate Per AF	Volume AF	Amount
Tier 1 Supply Rate	73.00	2,373.6	173,272.80
System Access Rate	152.00	2,373.6	360,787.20
Water Stewardship Rate	25.00	2,373.6	59,340.00
System Power Rate	81.00	2,373.6	192,261.60
Treatment Surcharge	122.00	2,373.6	289,579.20
Delivery Subtotal		2,373.6	1,075,240.80
SD-01B Total		2,373.6	1,075,240.80

Agency Name	Invoice No.	Rev.	Bill Period	Page No.	Mailed On	Due On
San Diego County Water Authority	5268	0	February 2006	2 of 7	03-10-06	04-28-06

Meter No SD-02

Treated Domestic	Constant	Previous Reading	Current Reading	Volume (Cu. Ft.)	Rate Desc.
w/o Rainbow Glen Rd.	100	16633847	16720950	8710300	Unbundled

--- DELIVERIES ---

	Rate Per AF	Volume AF	Amount
Tier 1 Supply Rate	73.00	200.0	14,600.00
System Access Rate	152.00	200.0	30,400.00
Water Stewardship Rate	25.00	200.0	5,000.00
System Power Rate	81.00	200.0	16,200.00
Treatment Surcharge	122.00	200.0	24,400.00
Feb 2006, meter under 10% flow Tier 1 supply rate	73.00	0.3	21.90
Feb 2006, meter under 10% flow System access rate	152.00	0.3	45.60
Feb 2006, meter under 10% flow Water stewardship rate	25.00	0.3	7.50
Feb 2006, meter under 10% flow System power rate	81.00	0.3	24.30
Feb 2006, meter under 10% flow Treatment surcharge	122.00	0.3	36.60
Delivery Subtotal		200.3	90,735.90
SD-02 Total		200.3	90,735.90

Meter No SD-03

Untreated Domestic	Constant	Previous Reading	Current Reading	Volume (Cu. Ft.)	Rate Desc.
Rainbow Cyn. Rd. e/o Frontage Rd.	1,000	53577080	54129764	552684000	Unbundled

--- DELIVERIES ---

	Rate Per AF	Volume AF	Amount
Tier 1 Supply Rate	73.00	12,687.9	926,216.70
System Access Rate	152.00	12,687.9	1,928,560.80
Water Stewardship Rate	25.00	12,687.9	317,197.50
System Power Rate	81.00	12,687.9	1,027,719.90
Delivery Subtotal		12,687.9	4,199,694.90
SD-03 Total		12,687.9	4,199,694.90

Meter No SD-05

Treated Domestic	Constant	Previous Reading	Current Reading	Volume (Cu. Ft.)	Rate Desc.
s/o Reche Rd. w/o Wilt Rd.	100	4977488	5037895	6040700	Unbundled

--- DELIVERIES ---

	Rate Per AF	Volume AF	Amount
Tier 1 Supply Rate	73.00	138.7	10,125.10
System Access Rate	152.00	138.7	21,082.40
Water Stewardship Rate	25.00	138.7	3,467.50
System Power Rate	81.00	138.7	11,234.70
Treatment Surcharge	122.00	138.7	16,921.40
Delivery Subtotal		138.7	62,831.10
SD-05 Total		138.7	62,831.10

Meter No SD-07

Treated Domestic	Constant	Previous Reading	Current Reading	Volume (Cu. Ft.)	Rate Desc.
e/o Wilt Rd. n/o Dos Ninos Ave.	1,000	92926680	93227536	300856000	Unbundled

--- DELIVERIES ---

	Rate Per AF	Volume AF	Amount
Tier 1 Supply Rate	73.00	6,906.7	504,189.10
System Access Rate	152.00	6,906.7	1,049,818.40
Water Stewardship Rate	25.00	6,906.7	172,667.50
System Power Rate	81.00	6,906.7	559,442.70
Treatment Surcharge	122.00	6,906.7	842,617.40

Agency Name	Invoice No.	Rev	Bill Period	Page No.	Mailed On	Due On
San Diego County Water Authority	5268	0	February 2006	3 of 7	03-10-06	04-28-06

Delivery Subtotal 6,906.7 3,128,735.10

--- ADJUSTMENT ---

	Rate Per AF	Volume AF	Amount
Nov 2005 adj full service to agr voided	443.00	133.2	59,007.60
Nov 2005 adj full service to agr voided (Ramona)	329.00	-133.2	-43,822.80
Nov 2005 adj full service to agr	443.00	-147.0	-65,121.00
Nov 2005 adj full service to agr (Ramona)	329.00	147.0	48,363.00
Dec 2005 adj full service to agr voided	443.00	131.1	58,077.30
Dec 2005 adj full service to agr voided (Ramona)	329.00	-131.1	-43,131.90
Dec 2005 adj full service to agr	443.00	-63.9	-28,307.70
Dec 2005 adj full service to agr (Carlsbad Municipal)	329.00	63.9	21,023.10
Dec 2005 adj full service to agr	443.00	-147.3	-65,253.90
Dec 2005 adj full service to agr (Ramona)	329.00	147.3	48,461.70
Dec 2005 adj full service to agr	443.00	-29.4	-13,024.20
Dec 2005 adj full service to agr (Oceanside)	329.00	29.4	9,672.60
Dec 2005 adj full service to agr	443.00	-194.8	-86,296.40
Dec 2005 adj full service to agr (Vallecitos)	329.00	194.8	64,089.20
Jan 2006 adj full service to agr	453.00	-101.3	-45,888.90
Jan 2006 adj full service to agr (Carlsbad Municipal)	339.00	101.3	34,340.70
Jan 2006 adj full service to agr	453.00	-562.3	-254,721.90
Jan 2006 adj full service to agr (Fallbrook)	339.00	562.3	190,619.70
Jan 2006 adj full service to agr	453.00	-91.1	-41,268.30
Jan 2006 adj full service to agr (Oceanside)	339.00	91.1	30,882.90
Jan 2006 adj full service to agr	453.00	-17.6	-7,972.80
Jan 2006 adj full service to agr (Olivenhain)	339.00	17.6	5,966.40
Jan 2006 adj full service to agr	453.00	-2.9	-1,313.70
Jan 2006 adj full service to agr (Otay)	339.00	2.9	983.10
Jan 2006 adj full service to agr	453.00	-1,237.4	-560,542.20
Jan 2006 adj full service to agr (Rainbow)	339.00	1,237.4	419,478.60
Jan 2006 adj full service to agr	453.00	-143.8	-65,141.40
Jan 2006 adj full service to agr (Ramona)	339.00	143.8	48,748.20
Jan 2006 adj full service to agr	453.00	-3.7	-1,676.10
Jan 2006 adj full service to agr (City of San Diego)	339.00	3.7	1,254.30
Jan 2006 adj full service to agr	453.00	-6.1	-2,763.30
Jan 2006 adj full service to agr (Santa Fe Irrigation)	339.00	6.1	2,067.90
Jan 2006 adj full service to agr	453.00	-171.1	-77,508.30
Jan 2006 adj full service to agr (Vallecitos)	339.00	171.1	58,002.90
Jan 2006 adj full service to agr	453.00	-2,054.7	-930,779.10
Jan 2006 adj full service to agr (Valley Center)	339.00	2,054.7	696,543.30
Jan 2006 adj full service to agr	453.00	-22.7	-10,283.10
Jan 2006 adj full service to agr (Vista)	339.00	22.7	7,695.30
Jan 2006 adj full service to agr	453.00	-74.6	-33,793.80
Jan 2006 adj full service to agr (Yuima)	339.00	74.6	25,289.40
Adjustment Subtotal		0.0	-548,043.60
SD-07 Total		6,906.7	2,580,691.50

Meter No SD-08

Treated Domestic	Constant	Previous Reading	Current Reading	Volume (Cu. Ft.)	Rate Desc
n/o Red Mtn. n/o Mission Rd.	100	26656084	26769650	11356600	Unbundled

--- DELIVERIES ---

	Rate Per AF	Volume AF	Amount
Tier 1 Supply Rate	73.00	260.7	19,031.10
System Access Rate	152.00	260.7	39,626.40
Water Stewardship Rate	25.00	260.7	6,517.50
System Power Rate	81.00	260.7	21,116.70
Treatment Surcharge	122.00	260.7	31,805.40
Delivery Subtotal		260.7	118,097.10
SD-08 Total		260.7	118,097.10

Agency Name	Invoice No.	Rev	Bill Period	Page No.	Mailed On	Due On
San Diego County Water Authority	5268	0	February 2006	4 of 7	03-10-06	04-28-06

Meter No SD-09

Treated Domestic	Constant	Previous Reading	Current Reading	Volume (Cu. Ft.)	Rate Desc.
w/o Rainbow Glen Rd. n/o Red Mtn.	100	6788565	6842811	5424600	Unbundled

--- DELIVERIES ---

	Rate Per AF	Volume AF	Amount
Tier 1 Supply Rate	73.00	124.5	9,088.50
System Access Rate	152.00	124.5	18,924.00
Water Stewardship Rate	25.00	124.5	3,112.50
System Power Rate	81.00	124.5	10,084.50
Treatment Surcharge	122.00	124.5	15,189.00
Delivery Subtotal		124.5	56,398.50
SD-09 Total		124.5	56,398.50

Meter No SD-11

Untreated Domestic	Constant	Previous Reading	Current Reading	Volume (Cu. Ft.)	Rate Desc.
e/o Wilt Rd. n/o Dos Ninos Ave.	10,000	10948583	11026581	779980000	Unbundled

--- DELIVERIES ---

	Rate Per AF	Volume AF	Amount
Tier 1 Supply Rate	73.00	17,905.9	1,307,130.70
System Access Rate	152.00	17,905.9	2,721,696.80
Water Stewardship Rate	25.00	17,905.9	447,647.50
System Power Rate	81.00	17,905.9	1,450,377.90
Delivery Subtotal		17,905.9	5,926,852.90

--- ADJUSTMENT ---

	Rate Per AF	Volume AF	Amount
Nov 2005 adj full service to agr voided	331.00	188.6	62,426.60
Nov 2005 adj full service to agr voided (Ramona)	241.00	-188.6	-45,452.60
Nov 2005 adj full service to agr	331.00	-743.6	-246,131.60
Nov 2005 adj full service to agr (Escondido)	241.00	743.6	179,207.60
Nov 2005 adj full service to agr	331.00	-208.1	-68,881.10
Nov 2005 adj full service to agr (Ramona)	241.00	208.1	50,152.10
Nov 2005 adj full service to surface storage - Direct - (San Diego CWA) VOIDED	331.00	4,419.0	1,462,689.00
Nov 2005 adj full service to surface storage - Direct - (San Diego CWA)	331.00	-4,104.0	-1,358,424.00
Nov 2005 adj full service to surface storage - In-Lieu - (San Diego CWA)	331.00	-315.0	-104,265.00
Dec 2005 adj full service to agr voided	331.00	157.4	52,099.40
Dec 2005 adj full service to agr voided (Ramona)	241.00	-157.4	-37,933.40
Dec 2005 adj full service to agr	331.00	-176.9	-58,553.90
Dec 2005 adj full service to agr (Ramona)	241.00	176.9	42,632.90
Dec 2005 adj full service to agr	331.00	-136.3	-45,115.30
Dec 2005 adj full service to agr (Oceanside)	241.00	136.3	32,848.30
Dec 2005 adj full service to surface storage - Direct - (San Diego CWA) VOIDED	331.00	5,826.0	1,928,406.00
Dec 2005 adj full service to surface storage - Direct - (San Diego CWA)	331.00	-5,836.0	-1,931,716.00
Jan 2006 adj full service to agr	331.00	-399.9	-132,366.90
Jan 2006 adj full service to agr (Escondido)	241.00	399.9	96,375.90
Jan 2006 adj full service to agr	331.00	-41.7	-13,802.70
Jan 2006 adj full service to agr (Oceanside)	241.00	41.7	10,049.70
Jan 2006 adj full service to agr	331.00	-54.4	-18,006.40
Jan 2006 adj full service to agr (Olivenhain)	241.00	54.4	13,110.40
Jan 2006 adj full service to agr	331.00	-147.9	-48,954.90
Jan 2006 adj full service to agr (Ramona)	241.00	147.9	35,643.90
Jan 2006 adj full service to agr	331.00	-14.9	-4,931.90
Jan 2006 adj full service to agr (City of San Diego)	241.00	14.9	3,590.90
Jan 2006 adj full service to agr	331.00	-2.7	-893.70
Jan 2006 adj full service to agr (Santa Fe Irrigation)	241.00	2.7	650.70
Jan 2006 adj full service to agr	331.00	-0.7	-231.70
Jan 2006 adj full service to agr (Vista)	241.00	0.7	168.70
Jan 2006 adj full service to surface storage - Direct - (San Diego CWA) VOIDED	331.00	3,095.7	1,024,676.70
Jan 2006 adj full service to surface storage - In-Lieu - (San Diego CWA) VOIDED	331.00	930.3	307,929.30
Jan 2006 adj full service to surface storage - Direct - (San Diego CWA)	331.00	-3,072.2	-1,016,898.20

Agency Name	Invoice No.	Rev	Bill Period	Page No.	Mailed On	Due On
San Diego County Water Authority	5268	0	February 2006	5 of 7	03-10-06	04-28-06

--- ADJUSTMENT ---

	Rate Per AF	Volume AF	Amount
Jan 2006 adj full service to surface storage - In-Lieu - (San Diego CWA)	331.00	-906.4	-300,018.40
Feb 2006 adj from full service to wheeling	331.00	-3,333.3	-1,103,322.30
Feb 2006 adj from full service to wheeling (San Diego CWA)	258.00		859,991.40
Feb 2006 adj full service to surface storage - Direct - (San Diego CWA)	331.00	-5,821.4	-1,926,883.40
Feb 2006 adj full service to surface storage - In-Lieu - (San Diego CWA)	331.00	-2,297.3	-760,406.30
Adjustment Subtotal		-11,414.6	-3,080,540.20
SD-11 Total		6,491.3	2,866,312.70

Meter No SD-DS1

Desalted	Constant	Previous Reading	Current Reading	Volume (Cu. Ft.)	Rate Desc.
Desalted		N/A	N/A	N/A	Unbundled

--- ADJUSTMENT ---

	Rate Per AF	Volume AF	Amount
Feb 2006 lppds contribution	100.00	205.8	-20,580.00
Adjustment Subtotal		205.8	-20,580.00
SD-DS1 Total		205.8	-20,580.00

Meter No SD-GRP1

Recovered	Constant	Previous Reading	Current Reading	Volume (Cu. Ft.)	Rate Desc.
Recovered Greenbelt		N/A	N/A	N/A	Unbundled

--- ADJUSTMENT ---

	Rate Per AF	Volume AF	Amount
FEB 2006 GRP	479.00	138.1	66,149.90
FEB 2006 GRP	729.00		-100,674.90
Adjustment Subtotal		138.1	-34,525.00
SD-GRP1 Total		138.1	-34,525.00

Meter No SD-RCL1

Reclaimed	Constant	Previous Reading	Current Reading	Volume (Cu. Ft.)	Rate Desc.
Reclaimed		N/A	N/A	N/A	Unbundled

--- ADJUSTMENT ---

	Rate Per AF	Volume AF	Amount
Jan 2006 lrp contribution	250.00	24.7	-6,175.00
Feb 2006 lrp contribution	250.00	33.6	-8,400.00
Adjustment Subtotal		58.3	-14,575.00
SD-RCL1 Total		58.3	-14,575.00

Meter No SD-RCL10

Reclaimed	Constant	Previous Reading	Current Reading	Volume (Cu. Ft.)	Rate Desc.
No Address 1		N/A	N/A	N/A	Unbundled

--- ADJUSTMENT ---

	Rate Per AF	Volume AF	Amount
Jan 2006 contribution	200.00	325.0	-65,000.00
Adjustment Subtotal		325.0	-65,000.00
SD-RCL10 Total		325.0	-65,000.00

Agency Name	Invoice No.	Rev.	Bill Period	Page No.	Mailed On	Due On
San Diego County Water Authority	5268	0	February 2006	6 of 7	03-10-06	04-28-06

Meter No SD-RCL11

Reclaimed	Constant	Previous Reading	Current Reading	Volume (Cu. Ft.)	Rate Desc.
Reclaimed		N/A	N/A	N/A	Unbundled

--- ADJUSTMENT ---

	Rate Per AF	Volume AF	Amount
Feb 2006 contribution	250.00	11.4	-2,850.00
Adjustment Subtotal		11.4	-2,850.00
SD-RCL11 Total		11.4	-2,850.00

Meter No SD-RCL12

Reclaimed	Constant	Previous Reading	Current Reading	Volume (Cu. Ft.)	Rate Desc.
Reclaimed		N/A	N/A	N/A	Unbundled

--- ADJUSTMENT ---

	Rate Per AF	Volume AF	Amount
Nov 2005 lrp contribution	250.00	81.4	-20,350.00
Jan 2006 lrp contribution	250.00	57.0	-14,250.00
Adjustment Subtotal		138.4	-34,600.00
SD-RCL12 Total		138.4	-34,600.00

Meter No SD-RCL13

Reclaimed	Constant	Previous Reading	Current Reading	Volume (Cu. Ft.)	Rate Desc.
Reclaimed		N/A	N/A	N/A	Unbundled

--- ADJUSTMENT ---

	Rate Per AF	Volume AF	Amount
Feb 2006 contribution	250.00	73.2	-18,300.00
Adjustment Subtotal		73.2	-18,300.00
SD-RCL13 Total		73.2	-18,300.00

Meter No SD-RCL14

Reclaimed	Constant	Previous Reading	Current Reading	Volume (Cu. Ft.)	Rate Desc.
Reclaimed		N/A	N/A	N/A	Unbundled

--- ADJUSTMENT ---

	Rate Per AF	Volume AF	Amount
Feb 2006 contribution	190.00	85.8	-16,302.00
Adjustment Subtotal		85.8	-16,302.00
SD-RCL14 Total		85.8	-16,302.00

Meter No SD-RCL15

Reclaimed	Constant	Previous Reading	Current Reading	Volume (Cu. Ft.)	Rate Desc.
Reclaimed		N/A	N/A	N/A	Unbundled

--- ADJUSTMENT ---

	Rate Per AF	Volume AF	Amount
Feb 2006 contribution	150.00	48.6	-7,290.00
Adjustment Subtotal		48.6	-7,290.00
SD-RCL15 Total		48.6	-7,290.00

Agency Name	Invoice No.	Rev.	Bill Period	Page No.	Mailed On	Due On
San Diego County Water Authority	5268	0	February 2006	7 of 7	03-10-06	04-28-06

Meter No SD-RCL6

Reclaimed	Constant	Previous Reading	Current Reading	Volume (Cu. Ft.)	Rate Desc.
Reclaimed		N/A	N/A	N/A	Unbundled

--- ADJUSTMENT ---

	Rate Per AF	Volume AF	Amount
Jan 2006 lrp contribution	185.00	105.6	-19,536.00
Adjustment Subtotal		105.6	-19,536.00
SD-RCL6 Total		105.6	-19,536.00

Meter No SD-RCL8

Reclaimed	Constant	Previous Reading	Current Reading	Volume (Cu. Ft.)	Rate Desc.
Reclaimed		N/A	N/A	N/A	Unbundled

--- ADJUSTMENT ---

	Rate Per AF	Volume AF	Amount
Jan 2006 lrp contribution	200.00	69.4	-13,880.00
Adjustment Subtotal		69.4	-13,880.00
SD-RCL8 Total		69.4	-13,880.00

Meter No SD-RCL9

Reclaimed	Constant	Previous Reading	Current Reading	Volume (Cu. Ft.)	Rate Desc.
		N/A	N/A	N/A	Unbundled

--- ADJUSTMENT ---

	Rate Per AF	Volume AF	Amount
FEB 2006 LPPRE	113.00	12.4	1,401.20
FEB 2006 LPPRE	267.00		-3,310.80
Adjustment Subtotal		12.4	-1,909.60
SD-RCL9 Total		12.4	-1,909.60

Meter No SDTJ-01A

Treated Domestic	Constant	Previous Reading	Current Reading	Volume (Cu. Ft.)	Rate Desc.
San Diego-Tijuana	133.68	166987	166987	0	Unbundled

--- DELIVERIES ---


	Rate Per AF	Volume AF	Amount
Delivery Subtotal		0.0	0.00
SDTJ-01A Total		0.0	0.00

--- OTHER CHARGES AND CREDITS ---

Conservation Ag.# 55708	Amount
	-233,510.00

VOLUME TOTAL	INVOICE TOTAL
32,893.0	\$11,671,241.80

This invoice was printed on 3/8/2006 at 6:29:33AM



MWD
 METROPOLITAN WATER DISTRICT OF SOUTHERN CALIFORNIA
 700 North Alameda Street
 Los Angeles, CA, 90012-2944

INVOICE

Billed To:
 San Diego County Water Authority



Service Address
 4677 Overland Avenue
 San Diego, CA 92123-1233

March 2006	Page No. 1 of 1
Mailed: 04/10/2006	Due Date: 05/31/2006
Invoice Number: 5296	Revision: 0

NOTICE

The MWD Administrative Code Section 4507 and 4508 require that payment must be made in "Good Funds" by the due date or the payment will be considered delinquent and an additional charge shall be assessed.

DELIVERIES	Volume (AF)
Total Water Treated Delivered	8,574.2
Total Water Untreated Delivered	27,825.8

SALES	Type	Volume (AF)	Rate (\$ /AF)	Total (\$)
Full Service	Tier 1 Supply Rate	14,613.0	\$73.00	\$1,066,749.00
	System Access Rate	14,613.0	\$152.00	\$2,221,176.00
	Water Stewardship Rate	14,613.0	\$25.00	\$365,325.00
	System Power Rate	14,613.0	\$81.00	\$1,183,653.00
	Treatment Surcharge	4,269.9	\$122.00	\$520,927.80
Adjust Full Service Prior Rates				
Certification(s) for 200501 to 200512 for Domestic	Untreated	-98.0	\$331.00	(\$32,438.00)
IAWP	Treated	4,357.0		\$1,477,023.00
	Untreated	846.4		\$203,982.40
SUBTOTAL				\$7,006,398.20

WATER MANAGEMENT	Volume (AF)	Total (\$)
Local Resource Programs	991.0	(\$188,829.50)
SUBTOTAL		(\$188,829.50)

EXCHANGES, WHEELING, AND OTHER DELIVERIES	Volume (AF)	Rate (\$ /AF)	Total (\$)
Wheeling	12.6	\$299.00	\$3,767.40
IID San Diego Exchange UnTreated	3,333.4		\$860,017.20
			\$863,784.60

OTHER CHARGES AND CREDITS	Rate (\$ /AF)	Total (\$)
Conservation Credit		(\$127,262.00)
SUBTOTAL		(\$127,262.00)

ADDITIONAL INFORMATION	Volume (AF)	Tier1 %	Peak Day	Flow (CFS)
Purchase Order Commitment (Jan 2003 to Dec 2012)	3,342,570.6			
Purchase Order Firm Delivery To Date (Jan 2003 to Dec 2012)	1,582,085.4			
Tier 1 Annual Limit (For Current Calendar Year)	501,385.6			
Tier 1 YTD Deliveries (For Current Calendar Year)	70,404.4	14.0		
Tier 1 Current Month Deliveries	14,625.6			
Capacity Charge				1,296.0

INVOICE TOTAL	Volume AF 20,722.0	Amount Now Due \$7,554,091.30
----------------------	------------------------------	---

Note: Amount Due is based on highlighted fields



MWD
 METROPOLITAN WATER DISTRICT OF SOUTHERN CALIFORNIA
 700 North Alameda Street
 Los Angeles, CA, 90012-2944

INVOICE DETAIL

NOTICE

The MWD Administrative Code Section 4507 and 4508 require that payment must be made in "Good Funds" by the due date or the payment will be considered delinquent and an additional charge shall be assessed.

IN ACCORDANCE WITH READINGS AND BILLING DATA LISTED BELOW

Agency Name	Invoice No.	Rev.	Bill Period	Page No.	Mailed On	Due On
San Diego County Water Authority	5296	0	March 2006	1 of 6	04-10-06	05-31-06

Meter No CM-10

Treated	Constant	Previous Reading	Current Reading	Volume (Cu. Ft.)	Rate Desc.
Treated Domestic		0	0	0	Unbundled

--- ADJUSTMENT ---

	Rate Per AF	Volume AF	Amount
Mar 2006 adj - transfer from oc to sd.	453.00	65.3	29,580.90
Adjustment Subtotal		65.3	29,580.90
CM-10 Total		65.3	29,580.90

Meter No SD-01A

Treated Domestic	Constant	Previous Reading	Current Reading	Volume (Cu. Ft.)	Rate Desc.
Rainbow Cyn. Rd. e/o Frontage Rd.	1,000	18382236	18454064	71828000	Unbundled

--- DELIVERIES ---

	Rate Per AF	Volume AF	Amount
Tier 1 Supply Rate	73.00	1,648.9	120,369.70
System Access Rate	152.00	1,648.9	250,632.80
Water Stewardship Rate	25.00	1,648.9	41,222.50
System Power Rate	81.00	1,648.9	133,560.90
Treatment Surcharge	122.00	1,648.9	201,165.80
Delivery Subtotal		1,648.9	746,951.70
SD-01A Total		1,648.9	746,951.70

Meter No SD-01B

Treated Domestic	Constant	Previous Reading	Current Reading	Volume (Cu. Ft.)	Rate Desc.
Rainbow Cyn. Rd. e/o Frontage Rd.	1,000	17925084	17996864	71780000	Unbundled

--- DELIVERIES ---

	Rate Per AF	Volume AF	Amount
Tier 1 Supply Rate	73.00	1,647.8	120,289.40
System Access Rate	152.00	1,647.8	250,465.60
Water Stewardship Rate	25.00	1,647.8	41,195.00
System Power Rate	81.00	1,647.8	133,471.80
Treatment Surcharge	122.00	1,647.8	201,031.60
Delivery Subtotal		1,647.8	746,453.40
SD-01B Total		1,647.8	746,453.40

Agency Name	Invoice No.	Rev.	Bill Period	Page No.	Mailed On	Due On
San Diego County Water Authority	5296	0	March 2006	2 of 6	04-10-06	05-31-06

Meter No SD-02

Treated Domestic	Constant	Previous Reading	Current Reading	Volume (Cu. Ft.)	Rate Desc.
w/o Rainbow Glen Rd.	100	16720950	16739109	1815900	Unbundled

--- DELIVERIES ---				Rate Per AF	Volume AF	Amount
Tier 1 Supply Rate				73.00	41.7	3,044.10
System Access Rate				152.00	41.7	6,338.40
Water Stewardship Rate				25.00	41.7	1,042.50
System Power Rate				81.00	41.7	3,377.70
Treatment Surcharge				122.00	41.7	5,087.40
Delivery Subtotal					41.7	18,890.10
SD-02 Total					41.7	18,890.10

Meter No SD-03

Untreated Domestic	Constant	Previous Reading	Current Reading	Volume (Cu. Ft.)	Rate Desc.
Rainbow Cyn. Rd. e/o Frontage Rd.	1.000	54129764	54573896	444132000	Unbundled

--- DELIVERIES ---				Rate Per AF	Volume AF	Amount
Tier 1 Supply Rate				73.00	10,195.9	744,300.70
System Access Rate				152.00	10,195.9	1,549,776.80
Water Stewardship Rate				25.00	10,195.9	254,897.50
System Power Rate				81.00	10,195.9	825,867.90
Delivery Subtotal					10,195.9	3,374,842.90
SD-03 Total					10,195.9	3,374,842.90

Meter No SD-05

Treated Domestic	Constant	Previous Reading	Current Reading	Volume (Cu. Ft.)	Rate Desc.
s/o Reche Rd. w/o Wilt Rd.	100	5037895	5081876	4398100	Unbundled

--- DELIVERIES ---				Rate Per AF	Volume AF	Amount
Tier 1 Supply Rate				73.00	101.0	7,373.00
System Access Rate				152.00	101.0	15,352.00
Water Stewardship Rate				25.00	101.0	2,525.00
System Power Rate				81.00	101.0	8,181.00
Treatment Surcharge				122.00	101.0	12,322.00
Delivery Subtotal					101.0	45,753.00
SD-05 Total					101.0	45,753.00

Meter No SD-07

Treated Domestic	Constant	Previous Reading	Current Reading	Volume (Cu. Ft.)	Rate Desc.
e/o Wilt Rd. n/o Dos Ninos Ave.	1.000	93227536	93438808	211272000	Unbundled

--- DELIVERIES ---				Rate Per AF	Volume AF	Amount
Tier 1 Supply Rate				73.00	4,850.1	354,057.30
System Access Rate				152.00	4,850.1	737,215.20
Water Stewardship Rate				25.00	4,850.1	121,252.50
System Power Rate				81.00	4,850.1	392,858.10
Treatment Surcharge				122.00	4,850.1	591,712.20
Delivery Subtotal					4,850.1	2,197,095.30

--- ADJUSTMENT ---				Rate Per AF	Volume AF	Amount
Jan 2006 adj full service to agr				453.00	-53.4	-24,190.20

Agency Name	Invoice No.	Rev	Bill Period	Page No.	Mailed On	Due On
San Diego County Water Authority	5296	0	March 2006	3 of 6	04-10-06	05-31-06

--- ADJUSTMENT ---

	Rate Per AF	Volume AF	Amount
Jan 2006 adj full service to agr (Rincon)	339.00	53.4	18,102.60
Feb 2006 adj full service to agr	453.00	-480.1	-217,485.30
Feb 2006 adj full service to agr (Fallbrook)	339.00	480.1	162,753.90
Feb 2006 adj full service to agr	453.00	-14.9	-6,749.70
Feb 2006 adj full service to agr (Oceanside)	339.00	14.9	5,051.10
Feb 2006 adj full service to agr	453.00	-37.1	-16,806.30
Feb 2006 adj full service to agr (Olivenhain)	339.00	37.1	12,576.90
Feb 2006 adj full service to agr	453.00	-3.0	-1,359.00
Feb 2006 adj full service to agr (Otay)	339.00	3.0	1,017.00
Feb 2006 adj full service to agr	453.00	-1,323.3	-599,454.90
Feb 2006 adj full service to agr (Rainbow)	339.00	1,323.3	448,598.70
Feb 2006 adj full service to agr	453.00	-139.7	-63,284.10
Feb 2006 adj full service to agr (Ramona)	339.00	139.7	47,358.30
Feb 2006 adj full service to agr	453.00	-43.4	-19,660.20
Feb 2006 adj full service to agr (Rincon)	339.00	43.4	14,712.60
Feb 2006 adj full service to agr	453.00	-0.7	-317.10
Feb 2006 adj full service to agr (City of San Diego)	339.00	0.7	237.30
Feb 2006 adj full service to agr	453.00	-1,998.5	-905,320.50
Feb 2006 adj full service to agr (Valley Center)	339.00	1,998.5	677,491.50
Feb 2006 adj full service to agr	453.00	-141.0	-63,873.00
Feb 2006 adj full service to agr (Vallecitos)	339.00	141.0	47,799.00
Feb 2006 adj full service to agr	453.00	-112.9	-51,143.70
Feb 2006 adj full service to agr (Yuima)	339.00	112.9	38,273.10
Feb 2006 adj full service to agr	453.00	-9.0	-4,077.00
Feb 2006 adj full service to agr (Vista)	339.00	9.0	3,051.00
Mar 2006 adj from full service to wheeling	453.00	-12.6	-5,707.80
Mar 2006 adj from full service to wheeling (Fallbrook)	152.00	12.6	1,915.20
Mar 2006 adj from full service to wheeling (Fallbrook)	25.00	12.6	315.00
Mar 2006 adj from full service to wheeling (Fallbrook)	122.00	12.6	1,537.20
Adjustment Subtotal		0.0	-498,638.40
SD-07 Total		4,850.1	1,698,456.90

Meter No SD-08

Treated Domestic	Constant	Previous Reading	Current Reading	Volume (Cu. Ft.)	Rate Desc.
n/o Red Mtn. n/o Mission Rd.	100	26769650	26890664	12101400	Unbundled

--- DELIVERIES ---

	Rate Per AF	Volume AF	Amount
Tier 1 Supply Rate	73.00	277.8	20,279.40
System Access Rate	152.00	277.8	42,225.60
Water Stewardship Rate	25.00	277.8	6,945.00
System Power Rate	81.00	277.8	22,501.80
Treatment Surcharge	122.00	277.8	33,891.60
Delivery Subtotal		277.8	125,843.40
SD-08 Total		277.8	125,843.40

Meter No SD-09

Treated Domestic	Constant	Previous Reading	Current Reading	Volume (Cu. Ft.)	Rate Desc.
w/o Rainbow Glen. Rd. n/o Red Mtn.	100	6842811	6845830	301900	Unbundled

--- DELIVERIES ---

	Rate Per AF	Volume AF	Amount
Tier 1 Supply Rate	73.00	6.9	503.70
System Access Rate	152.00	6.9	1,048.80
Water Stewardship Rate	25.00	6.9	172.50
System Power Rate	81.00	6.9	558.90
Treatment Surcharge	122.00	6.9	841.80
Delivery Subtotal		6.9	3,125.70

Agency Name	Invoice No.	Rev.	Bill Period	Page No.	Mailed On	Due On
San Diego County Water Authority	5296	0	March 2006	4 of 6	04-10-06	05-31-06

SD-09 Total 6.9 3,125.70

Meter No SD-11

Untreated Domestic	Constant	Previous Reading	Current Reading	Volume (Cu. Ft.)	Rate Desc.
e/o Wilt Rd. n/o Dos Ninos Ave.	10,000	11026581	11103377	767960000	Unbundled

--- DELIVERIES ---

	Rate Per AF	Volume AF	Amount
Tier 1 Supply Rate	73.00	17,629.9	1,286,982.70
System Access Rate	152.00	17,629.9	2,679,744.80
Water Stewardship Rate	25.00	17,629.9	440,747.50
System Power Rate	81.00	17,629.9	1,428,021.90
Delivery Subtotal		17,629.9	5,835,496.90

--- ADJUSTMENT ---

	Rate Per AF	Volume AF	Amount
Dec 2005 adj full service to agr	331.00	-98.0	-32,438.00
Dec 2005 adj full service to agr (Poway)	241.00	98.0	23,618.00
Jan 2006 adj full service to surface storage - Direct - (San Diego CWA) VOIDED	331.00	3,072.2	1,016,898.20
Jan 2006 adj full service to surface storage - Direct - (San Diego CWA)	331.00	-2,047.2	-677,623.20
Feb 2006 adj full service to agr	331.00	-296.7	-98,207.70
Feb 2006 adj full service to agr (Escondido)	241.00	296.7	71,504.70
Feb 2006 adj full service to agr	331.00	-147.5	-48,822.50
Feb 2006 adj full service to agr (Oceanside)	241.00	147.5	35,547.50
Feb 2006 adj full service to agr	331.00	-93.0	-30,783.00
Feb 2006 adj full service to agr (Olivenhain)	241.00	93.0	22,413.00
Feb 2006 adj full service to agr	331.00	-195.1	-64,578.10
Feb 2006 adj full service to agr (Ramona)	241.00	195.1	47,019.10
Feb 2006 adj full service to agr	331.00	-12.4	-4,104.40
Feb 2006 adj full service to agr (City of San Diego)	241.00	12.4	2,988.40
Feb 2006 adj full service to agr	331.00	-3.7	-1,224.70
Feb 2006 adj full service to agr (Santa Fe Irrigation)	241.00	3.7	891.70
Feb 2006 adj full service to surface storage - Direct - (San Diego CWA) VOIDED	331.00	5,821.4	1,926,883.40
Feb 2006 adj full service to surface storage - Direct - (San Diego CWA)	331.00	-6,097.0	-2,018,107.00
Mar 2006 adj iid exch to sdcwa	331.00	-3,333.4	-1,103,355.40
Mar 2006 adj iid exch to sdcwa (San Diego CWA)	258.00		860,017.20
Mar 2006 adj full service to surface storage - Direct - (San Diego CWA)	331.00	-10,534.1	-3,486,787.10
Mar 2006 adj full service to surface storage - In-Lieu - (San Diego CWA)	331.00	-3,616.2	-1,196,962.20
Adjustment Subtotal		-16,734.3	-4,755,212.10

SD-11 Total 895.6 1,080,284.80

Meter No SD-DS1

Desalted	Constant	Previous Reading	Current Reading	Volume (Cu. Ft.)	Rate Desc.
Desalted		N/A	N/A	N/A	Unbundled

--- ADJUSTMENT ---

	Rate Per AF	Volume AF	Amount
Mar 2006 Ippds contribution	100.00	156.4	-15,640.00
Adjustment Subtotal		156.4	-15,640.00

SD-DS1 Total 156.4 -15,640.00

Meter No SD-GRP1

Recovered	Constant	Previous Reading	Current Reading	Volume (Cu. Ft.)	Rate Desc.
Recovered Greenbelt		N/A	N/A	N/A	Unbundled

--- ADJUSTMENT ---

	Rate Per AF	Volume AF	Amount
MAR 2006 GRP	479.00	141.8	67,922.20
MAR 2006 GRP	729.00		-103,372.20

Agency Name	Invoice No.	Rev.	Bill Period	Page No.	Mailed On	Due On
San Diego County Water Authority	5296	0	March 2006	5 of 6	04-10-06	05-31-06

Adjustment Subtotal	141.8	-35,450.00
SD-GRP1 Total	141.8	-35,450.00

Meter No SD-RCL10

Reclaimed	Constant	Previous Reading	Current Reading	Volume (Cu. Ft.)	Rate Desc.
Reclaimed		N/A	N/A	N/A	Unbundled

--- ADJUSTMENT ---

	Rate Per AF	Volume AF	Amount
Feb 2006 contribution	200.00	225.9	-45,180.00
Adjustment Subtotal		225.9	-45,180.00
SD-RCL10 Total		225.9	-45,180.00

Meter No SD-RCL11

Reclaimed	Constant	Previous Reading	Current Reading	Volume (Cu. Ft.)	Rate Desc.
Reclaimed		N/A	N/A	N/A	Unbundled

--- ADJUSTMENT ---

	Rate Per AF	Volume AF	Amount
Mar 2006 contribution	250.00	0.5	-125.00
Adjustment Subtotal		0.5	-125.00
SD-RCL11 Total		0.5	-125.00

Meter No SD-RCL12

Reclaimed	Constant	Previous Reading	Current Reading	Volume (Cu. Ft.)	Rate Desc.
Reclaimed		N/A	N/A	N/A	Unbundled

--- ADJUSTMENT ---

	Rate Per AF	Volume AF	Amount
Feb 2006 lrp contribution	250.00	49.0	-12,250.00
Adjustment Subtotal		49.0	-12,250.00
SD-RCL12 Total		49.0	-12,250.00

Meter No SD-RCL13

Reclaimed	Constant	Previous Reading	Current Reading	Volume (Cu. Ft.)	Rate Desc.
Reclaimed		N/A	N/A	N/A	Unbundled

--- ADJUSTMENT ---

	Rate Per AF	Volume AF	Amount
Mar 2006 contribution	250.00	32.0	-8,000.00
Adjustment Subtotal		32.0	-8,000.00
SD-RCL13 Total		32.0	-8,000.00

Meter No SD-RCL14

Reclaimed	Constant	Previous Reading	Current Reading	Volume (Cu. Ft.)	Rate Desc.
Reclaimed		N/A	N/A	N/A	Unbundled

--- ADJUSTMENT ---

	Rate Per AF	Volume AF	Amount
Mar 2006 contribution	190.00	91.4	-17,366.00
Adjustment Subtotal		91.4	-17,366.00

Agency Name	Invoice No.	Rev.	Bill Period	Page No.	Mailed On	Due On
San Diego County Water Authority	5296	0	March 2006	6 of 6	04-10-06	05-31-06

SD-RCL14 Total 91.4 -17,366.00

Meter No SD-RCL15

Reclaimed	Constant	Previous Reading	Current Reading	Volume (Cu. Ft.)	Rate Desc.
Reclaimed		N/A	N/A	N/A	Unbundled

--- ADJUSTMENT ---

	Rate Per AF	Volume AF	Amount
Mar 2006 contribution	150.00	49.6	-7,440.00
Adjustment Subtotal		<u>49.6</u>	<u>-7,440.00</u>
SD-RCL15 Total		49.6	-7,440.00

Meter No SD-RCL6

Reclaimed	Constant	Previous Reading	Current Reading	Volume (Cu. Ft.)	Rate Desc.
Reclaimed		N/A	N/A	N/A	Unbundled

--- ADJUSTMENT ---

	Rate Per AF	Volume AF	Amount
Feb 2006 lrp contribution	185.00	100.1	-18,518.50
Adjustment Subtotal		<u>100.1</u>	<u>-18,518.50</u>
SD-RCL6 Total		100.1	-18,518.50

Meter No SD-RCL8

Reclaimed	Constant	Previous Reading	Current Reading	Volume (Cu. Ft.)	Rate Desc.
Reclaimed		N/A	N/A	N/A	Unbundled

--- ADJUSTMENT ---

	Rate Per AF	Volume AF	Amount
Feb 2006 lrp contribution	200.00	144.3	-28,860.00
Adjustment Subtotal		<u>144.3</u>	<u>-28,860.00</u>
SD-RCL8 Total		144.3	-28,860.00

Meter No SDTJ-01A

Treated Domestic	Constant	Previous Reading	Current Reading	Volume (Cu. Ft.)	Rate Desc.
San Diego-Tijuana	133.68	166987	166987	0	Unbundled

--- DELIVERIES ---


	Rate Per AF	Volume AF	Amount
Delivery Subtotal		<u>0.0</u>	<u>0.00</u>
SDTJ-01A Total		0.0	0.00

--- OTHER CHARGES AND CREDITS ---

Conservation Ag.# 55708 -127,262.00

VOLUME TOTAL	20,722.0	INVOICE TOTAL	\$7,554,091.30
--------------	-----------------	---------------	-----------------------

This invoice was printed on 4/10/2006 at 6:29:58AM



MWD
 METROPOLITAN WATER DISTRICT OF SOUTHERN CALIFORNIA
 700 North Alameda Street
 Los Angeles, CA, 90012-2944

INVOICE

Billed To:
 San Diego County Water Authority



Service Address
 4677 Overland Avenue
 San Diego, CA 92123-1233

April 2006	Page No. 1 of 1
Mailed: 05/10/2006	Due Date: 06/30/2006
Invoice Number: 5324	Revision: 0

NOTICE

The MWD Administrative Code Section 4507 and 4508 require that payment must be made in "Good Funds" by the due date or the payment will be considered delinquent and an additional charge shall be assessed.

DELIVERIES	Volume (AF)
Total Water Treated Delivered	13,439.2
Total Water Untreated Delivered	28,607.3

SALES	Type	Volume (AF)	Rate (\$ /AF)	Total (\$)
Full Service	Tier 1 Supply Rate	26,171.1	\$73.00	\$1,910,490.30
	System Access Rate	26,171.1	\$152.00	\$3,978,007.20
	Water Stewardship Rate	26,171.1	\$25.00	\$654,277.50
	System Power Rate	26,171.1	\$81.00	\$2,119,859.10
	Treatment Surcharge	12,356.9	\$122.00	\$1,507,541.80
IAWP	Treated	1,046.2		\$354,661.80
	Untreated	148.1		\$35,692.10
SUBTOTAL				\$10,560,529.80

WATER MANAGEMENT	Volume (AF)	Total (\$)
Local Resource Programs	830.9	(\$176,343.60)
SUBTOTAL		(\$176,343.60)

EXCHANGES, WHEELING, AND OTHER DELIVERIES	Volume (AF)	Total (\$)
IID San Diego Exchange UnTreated	3,333.3	\$859,991.40
		\$859,991.40

OTHER CHARGES AND CREDITS	Rate (\$ /AF)	Total (\$)
Conservation Credit		(\$83,820.00)
Readiness To Serve Charge(Payment Schedule: S)		\$4,918,163.00
Capacity Charge(Payment Schedule: S)		\$4,406,400.00
Miscellaneous Debit/Credit (See Detail)		(\$86,047.38)
SUBTOTAL		\$9,154,695.62

ADDITIONAL INFORMATION	Volume (AF)	Tier1 %	Peak Day	Flow (CFS)
Purchase Order Commitment (Jan 2003 to Dec 2012)	3,342,570.6			
Purchase Order Firm Delivery To Date (Jan 2003 to Dec 2012)	1,608,256.5			
Tier 1 Annual Limit (For Current Calendar Year)	501,385.6			
Tier 1 YTD Deliveries (For Current Calendar Year)	96,575.5	19.0		
Tier 1 Current Month Deliveries	26,171.1			
Capacity Charge				1,296.0

INVOICE TOTAL	Volume AF 28,196.3	Amount Now Due \$20,398,873.22
----------------------	------------------------------	--

Note: Amount Due is based on highlighted fields



MWD
 METROPOLITAN WATER DISTRICT OF SOUTHERN CALIFORNIA
 700 North Alameda Street
 Los Angeles, CA, 90012-2944

INVOICE DETAIL

NOTICE

The MWD Administrative Code Section 4507 and 4508 require that payment must be made in "Good Funds" by the due date or the payment will be considered delinquent and an additional charge shall be assessed.

IN ACCORDANCE WITH READINGS AND BILLING DATA LISTED BELOW:

Agency Name	Invoice No.	Rev.	Bill Period	Page No.	Mailed On	Due On
San Diego County Water Authority	5324	0	April 2006	1 of 7	05-10-06	06-30-06

Meter No CM-10

Treated	Constant	Previous Reading	Current Reading	Volume (Cu. Ft.)	Rate Desc.
Treated Domestic		0	0	0	Unbundled

---ADJUSTMENT---

	Rate Per AF	Volume AF	Amount
APR 2006 - OC to SD transfer.	453.00	65.9	29,852.70
Adjustment Subtotal		65.9	29,852.70
CM-10 Total		65.9	29,852.70

Meter No SD-01A

Treated Domestic	Constant	Previous Reading	Current Reading	Volume (Cu. Ft.)	Rate Desc.
Rainbow Cyn. Rd. e/o Frontage Rd.	1,000	18454064	18481940	27876000	Unbundled

--- DELIVERIES ---

	Rate Per AF	Volume AF	Amount
Tier 1 Supply Rate	73.00	639.9	46,712.70
System Access Rate	152.00	639.9	97,264.80
Water Stewardship Rate	25.00	639.9	15,997.50
System Power Rate	81.00	639.9	51,831.90
Treatment Surcharge	122.00	639.9	78,067.80
Delivery Subtotal		639.9	289,874.70
SD-01A Total		639.9	289,874.70

Meter No SD-01B

Treated Domestic	Constant	Previous Reading	Current Reading	Volume (Cu. Ft.)	Rate Desc.
Rainbow Cyn. Rd. e/o Frontage Rd.	1,000	17996864	18140854	143990000	Unbundled

--- DELIVERIES ---

	Rate Per AF	Volume AF	Amount
Tier 1 Supply Rate	73.00	3,305.6	241,308.80
System Access Rate	152.00	3,305.6	502,451.20
Water Stewardship Rate	25.00	3,305.6	82,640.00
System Power Rate	81.00	3,305.6	267,753.60
Treatment Surcharge	122.00	3,305.6	403,283.20
Delivery Subtotal		3,305.6	1,497,436.80
SD-01B Total		3,305.6	1,497,436.80

Agency Name	Invoice No.	Rev.	Bill Period	Page No.	Mailed On	Due On
San Diego County Water Authority	5324	0	April 2006	2 of 7	05-10-06	06-30-06

Meter No SD-02

Treated Domestic	Constant	Previous Reading	Current Reading	Volume (Cu. Ft.)	Rate Desc.
w/o Rainbow Glen Rd.	100	16739109	16803814	6470500	Unbundled

--- DELIVERIES ---

	Rate Per AF	Volume AF	Amount
Tier 1 Supply Rate	73.00	148.5	10,840.50
System Access Rate	152.00	148.5	22,572.00
Water Stewardship Rate	25.00	148.5	3,712.50
System Power Rate	81.00	148.5	12,028.50
Treatment Surcharge	122.00	148.5	18,117.00
Apr 2006, meter under 10% flow Tier 1 supply rate	73.00	0.7	51.10
Apr 2006, meter under 10% flow System access rate	152.00	0.7	106.40
Apr 2006, meter under 10% flow Water stewardship rate	25.00	0.7	17.50
Apr 2006, meter under 10% flow System power rate	81.00	0.7	56.70
Apr 2006, meter under 10% flow Treatment surcharge	122.00	0.7	85.40
Delivery Subtotal		149.2	67,587.60
SD-02 Total		149.2	67,587.60

Meter No SD-03

Untreated Domestic	Constant	Previous Reading	Current Reading	Volume (Cu. Ft.)	Rate Desc.
Rainbow Cyn. Rd. e/o Frontage Rd.	1,000	54573896	55091248	517352000	Unbundled

--- DELIVERIES ---

	Rate Per AF	Volume AF	Amount
Tier 1 Supply Rate	73.00	11,876.8	867,006.40
System Access Rate	152.00	11,876.8	1,805,273.60
Water Stewardship Rate	25.00	11,876.8	296,920.00
System Power Rate	81.00	11,876.8	962,020.80
Delivery Subtotal		11,876.8	3,931,220.80

--- ADJUSTMENT ---

	Rate Per AF	Volume AF	Amount
Mar 2006 adj full service to agr	331.00	-24.3	-8,043.30
Mar 2006 adj full service to agr (Ramona)	241.00	24.3	5,856.30
Mar 2006 adj full service to surface storage - In-Lieu - (San Diego CWA)	331.00	-58.4	-19,330.40
Adjustment Subtotal		-58.4	-21,517.40
SD-03 Total		11,818.4	3,909,703.40

Meter No SD-05

Treated Domestic	Constant	Previous Reading	Current Reading	Volume (Cu. Ft.)	Rate Desc.
s/o Reche Rd. w/o Wilt Rd.	100	5081876	5167892	8601600	Unbundled

--- DELIVERIES ---

	Rate Per AF	Volume AF	Amount
Tier 1 Supply Rate	73.00	197.5	14,417.50
System Access Rate	152.00	197.5	30,020.00
Water Stewardship Rate	25.00	197.5	4,937.50
System Power Rate	81.00	197.5	15,997.50
Treatment Surcharge	122.00	197.5	24,095.00
Delivery Subtotal		197.5	89,467.50
SD-05 Total		197.5	89,467.50

Meter No SD-07

Treated Domestic	Constant	Previous Reading	Current Reading	Volume (Cu. Ft.)	Rate Desc.
e/o Wilt Rd. n/o Dos Ninos Ave.	1,000	93438808	93823576	384768000	Unbundled

Agency Name	Invoice No.	Rev	Bill Period	Page No.	Mailed On	Due On
San Diego County Water Authority	5324	0	April 2006	3 of 7	05-10-06	06-30-06

--- DELIVERIES ---

	Rate Per AF	Volume AF	Amount
Tier 1 Supply Rate	73.00	8,833.1	644,816.30
System Access Rate	152.00	8,833.1	1,342,631.20
Water Stewardship Rate	25.00	8,833.1	220,827.50
System Power Rate	81.00	8,833.1	715,481.10
Treatment Surcharge	122.00	8,833.1	1,077,638.20
Delivery Subtotal		8,833.1	4,001,394.30

--- ADJUSTMENT ---

	Rate Per AF	Volume AF	Amount
Feb 2006 adj full service to agr voided	453.00	37.1	16,806.30
Feb 2006 adj full service to agr voided (Olivenhain)	339.00	-37.1	-12,576.90
Feb 2006 adj full service to agr (Olivenhain)	453.00	-12.5	-5,662.50
Feb 2006 adj full service to agr (Olivenhain)	339.00	12.5	4,237.50
Mar 2006 adj full service to agr (Fallbrook)	453.00	-152.8	-69,218.40
Mar 2006 adj full service to agr (Fallbrook)	339.00	152.8	51,799.20
Mar 2006 adj full service to agr (Oceanside)	453.00	-5.6	-2,536.80
Mar 2006 adj full service to agr (Oceanside)	339.00	5.6	1,898.40
Mar 2006 adj full service to agr (Olivenhain)	453.00	-11.9	-5,390.70
Mar 2006 adj full service to agr (Olivenhain)	339.00	11.9	4,034.10
Mar 2006 adj full service to agr (Otay)	453.00	-1.8	-815.40
Mar 2006 adj full service to agr (Otay)	339.00	1.8	610.20
Mar 2006 adj full service to agr (Rainbow)	453.00	-355.7	-161,132.10
Mar 2006 adj full service to agr (Rainbow)	339.00	355.7	120,582.30
Mar 2006 adj full service to agr (Vallecitos)	453.00	-112.2	-50,826.60
Mar 2006 adj full service to agr (Vallecitos)	339.00	112.2	38,035.80
Mar 2006 adj full service to agr (Valley Center)	453.00	-417.0	-188,901.00
Mar 2006 adj full service to agr (Valley Center)	339.00	417.0	141,363.00
Mar 2006 adj full service to agr (Vista)	453.00	-3.4	-1,540.20
Mar 2006 adj full service to agr (Vista)	339.00	3.4	1,152.60
Mar 2006 adj full service to agr (Ramona)	453.00	-9.6	-4,348.80
Mar 2006 adj full service to agr (Ramona)	339.00	9.6	3,254.40
Mar 2006 adj full service to agr (City of San Diego)	453.00	-0.8	-362.40
Mar 2006 adj full service to agr (City of San Diego)	339.00	0.8	271.20
Mar 2006 adj full service to surface storage - Direct - (San Diego CWA)	453.00	-102.0	-46,206.00
Adjustment Subtotal		-102.0	-165,472.80
SD-07 Total		8,731.1	3,835,921.50

Meter No SD-08

Treated Domestic	Constant	Previous Reading	Current Reading	Volume (Cu. Ft.)	Rate Desc.
n/o Red Mtn. n/o Mission Rd.	100	26890664	27027416	13675200	Unbundled

--- DELIVERIES ---

	Rate Per AF	Volume AF	Amount
Tier 1 Supply Rate	73.00	313.9	22,914.70
System Access Rate	152.00	313.9	47,712.80
Water Stewardship Rate	25.00	313.9	7,847.50
System Power Rate	81.00	313.9	25,425.90
Treatment Surcharge	122.00	313.9	38,295.80
Delivery Subtotal		313.9	142,196.70
SD-08 Total		313.9	142,196.70

Meter No SD-09

Treated Domestic	Constant	Previous Reading	Current Reading	Volume (Cu. Ft.)	Rate Desc.
w/o Rainbow Glen. Rd. n/o Red Mtn.	100	6845830	6845830	0	Unbundled

--- DELIVERIES ---

Rate Per AF	Volume AF	Amount
-------------	-----------	--------

Agency Name	Invoice No.	Rev	Bill Period	Page No.	Mailed On	Due On
San Diego County Water Authority	5324	0	April 2006	4 of 7	05-10-06	06-30-06

SD-09 Total 0.0 0.00

Meter No SD-11

Untreated Domestic	Constant	Previous Reading	Current Reading	Volume (Cu. Ft.)	Rate Desc.
e/o Wilt Rd. n/o Dos Ninos Ave.	10,000	11103377	11176255	728780000	Unbundled

--- DELIVERIES ---

	Rate Per AF	Volume AF	Amount
Tier 1 Supply Rate	73.00	16,730.5	1,221,326.50
System Access Rate	152.00	16,730.5	2,543,036.00
Water Stewardship Rate	25.00	16,730.5	418,262.50
System Power Rate	81.00	16,730.5	1,355,170.50
Delivery Subtotal		16,730.5	5,537,795.50

--- ADJUSTMENT ---

	Rate Per AF	Volume AF	Amount
Feb 2006 adj full service to agr voided	331.00	93.0	30,783.00
Feb 2006 adj full service to agr voided (Olivenhain)	241.00	-93.0	-22,413.00
Feb 2006 adj full service to agr	331.00	-83.3	-27,572.30
Feb 2006 adj full service to agr (Olivenhain)	241.00	83.3	20,075.30
Mar 2006 adj full service to agr	331.00	-28.4	-9,400.40
Mar 2006 adj full service to agr (Escondido)	241.00	28.4	6,844.40
Mar 2006 adj full service to agr	331.00	-50.5	-16,715.50
Mar 2006 adj full service to agr (Oceanside)	241.00	50.5	12,170.50
Mar 2006 adj full service to agr	331.00	-30.0	-9,930.00
Mar 2006 adj full service to agr (Olivenhain)	241.00	30.0	7,230.00
Mar 2006 adj full service to agr	331.00	-13.9	-4,600.90
Mar 2006 adj full service to agr (Poway)	241.00	13.9	3,349.90
Mar 2006 adj full service to agr	331.00	-9.4	-3,111.40
Mar 2006 adj full service to agr (City of San Diego)	241.00	9.4	2,265.40
Mar 2006 adj full service to agr	331.00	-1.3	-430.30
Mar 2006 adj full service to agr (Santa Fe Irrigation)	241.00	1.3	313.30
Mar 2006 adj full service to surface storage - Direct - (San Diego CWA) VOIDED	331.00	10,534.1	3,486,787.10
Mar 2006 adj full service to surface storage - In-Lieu - (San Diego CWA) VOIDED	331.00	3,616.2	1,196,962.20
Mar 2006 adj full service to surface storage - Direct - (San Diego CWA)	331.00	-10,605.5	-3,510,420.50
Mar 2006 adj full service to surface storage - In-Lieu - (San Diego CWA)	331.00	-3,557.5	-1,177,532.50
APR 2006 ADJ iid exch to sdcwa	331.00	-3,333.3	-1,103,322.30
APR 2006 ADJ iid exch to sdcwa (San Diego CWA)	258.00		859,991.40
Apr 2006 adj full service to surface storage - Direct - (San Diego CWA)	331.00	-8,643.3	-2,860,932.30
Apr 2006 adj full service to surface storage - In-Lieu - (San Diego CWA)	331.00	-2,597.3	-859,706.30
Adjustment Subtotal		-14,586.6	-3,979,315.20
SD-11 Total		2,143.9	1,558,480.30

Meter No SD-DS1

Desalted	Constant	Previous Reading	Current Reading	Volume (Cu. Ft.)	Rate Desc.
Desalted		N/A	N/A	N/A	Unbundled

--- ADJUSTMENT ---

	Rate Per AF	Volume AF	Amount
Apr 2006 Ippds contribution	100.00	38.2	-3,820.00
Adjustment Subtotal		38.2	-3,820.00
SD-DS1 Total		38.2	-3,820.00

Meter No SD-GRP1

Recovered	Constant	Previous Reading	Current Reading	Volume (Cu. Ft.)	Rate Desc.
Recovered Greenbelt		N/A	N/A	N/A	Unbundled

--- ADJUSTMENT ---

	Rate Per AF	Volume AF	Amount
--	-------------	-----------	--------

Agency Name	Invoice No.	Rev.	Bill Period	Page No.	Mailed On	Due On
San Diego County Water Authority	5324	0	April 2006	5 of 7	05-10-06	06-30-06

--- ADJUSTMENT ---

	Rate Per AF	Volume AF	Amount
APR 2006 GRP	479.00	216.9	103,895.10
APR 2006 GRP	729.00		-158,120.10
Adjustment Subtotal		216.9	-54,225.00
SD-GRP1 Total		216.9	-54,225.00

Meter No SD-RCL1

Reclaimed	Constant	Previous Reading	Current Reading	Volume (Cu. Ft.)	Rate Desc.
Reclaimed		N/A	N/A	N/A	Unbundled

--- ADJUSTMENT ---

	Rate Per AF	Volume AF	Amount
Mar 2006 lrp contribution	250.00	1.4	-350.00
Apr 2006 lrp contribution	250.00	20.0	-5,000.00
Adjustment Subtotal		21.4	-5,350.00
SD-RCL1 Total		21.4	-5,350.00

Meter No SD-RCL10

Reclaimed	Constant	Previous Reading	Current Reading	Volume (Cu. Ft.)	Rate Desc.
No Address 1		N/A	N/A	N/A	Unbundled

--- ADJUSTMENT ---

	Rate Per AF	Volume AF	Amount
Mar 2006 contribution	200.00	171.8	-34,360.00
Adjustment Subtotal		171.8	-34,360.00
SD-RCL10 Total		171.8	-34,360.00

Meter No SD-RCL11

Reclaimed	Constant	Previous Reading	Current Reading	Volume (Cu. Ft.)	Rate Desc.
Reclaimed		N/A	N/A	N/A	Unbundled

--- ADJUSTMENT ---

	Rate Per AF	Volume AF	Amount
Apr 2006 contribution	250.00	4.0	-1,000.00
Adjustment Subtotal		4.0	-1,000.00
SD-RCL11 Total		4.0	-1,000.00

Meter No SD-RCL12

Reclaimed	Constant	Previous Reading	Current Reading	Volume (Cu. Ft.)	Rate Desc.
Reclaimed		N/A	N/A	N/A	Unbundled

--- ADJUSTMENT ---

	Rate Per AF	Volume AF	Amount
Mar 2006 lrp contribution	250.00	33.9	-8,475.00
Adjustment Subtotal		33.9	-8,475.00
SD-RCL12 Total		33.9	-8,475.00

Meter No SD-RCL13

Reclaimed	Constant	Previous Reading	Current Reading	Volume (Cu. Ft.)	Rate Desc.
Reclaimed		N/A	N/A	N/A	Unbundled

Agency Name	Invoice No.	Rev.	Bill Period	Page No.	Mailed On	Due On
San Diego County Water Authority	5324	0	April 2006	6 of 7	05-10-06	06-30-06

--- ADJUSTMENT ---

	Rate Per AF	Volume AF	Amount
Apr 2006 contribution	250.00	60.5	-15,125.00
Adjustment Subtotal		60.5	-15,125.00
SD-RCL13 Total		60.5	-15,125.00

Meter No SD-RCL14

Reclaimed	Constant	Previous Reading	Current Reading	Volume (Cu. Ft.)	Rate Desc.
Reclaimed		N/A	N/A	N/A	Unbundled

--- ADJUSTMENT ---

	Rate Per AF	Volume AF	Amount
Apr 2006 contribution	190.00	201.8	-38,342.00
Adjustment Subtotal		201.8	-38,342.00
SD-RCL14 Total		201.8	-38,342.00

Meter No SD-RCL6

Reclaimed	Constant	Previous Reading	Current Reading	Volume (Cu. Ft.)	Rate Desc.
Reclaimed		N/A	N/A	N/A	Unbundled

--- ADJUSTMENT ---

	Rate Per AF	Volume AF	Amount
Mar 2006 lrp contribution	185.00	34.4	-6,364.00
Adjustment Subtotal		34.4	-6,364.00
SD-RCL6 Total		34.4	-6,364.00

Meter No SD-RCL8

Reclaimed	Constant	Previous Reading	Current Reading	Volume (Cu. Ft.)	Rate Desc.
Reclaimed		N/A	N/A	N/A	Unbundled

--- ADJUSTMENT ---

	Rate Per AF	Volume AF	Amount
Mar 2006 lrp contribution	200.00	41.1	-8,220.00
Adjustment Subtotal		41.1	-8,220.00
SD-RCL8 Total		41.1	-8,220.00

Meter No SD-RCL9

Reclaimed	Constant	Previous Reading	Current Reading	Volume (Cu. Ft.)	Rate Desc.
		N/A	N/A	N/A	Unbundled

--- ADJUSTMENT ---

	Rate Per AF	Volume AF	Amount
APR 2006 LPPRE	113.00	6.9	779.70
APR 2006 LPPRE	267.00		-1,842.30
Adjustment Subtotal		6.9	-1,062.60
SD-RCL9 Total		6.9	-1,062.60

Meter No SDTJ-01A

Treated Domestic	Constant	Previous Reading	Current Reading	Volume (Cu. Ft.)	Rate Desc.
San Diego-Tijuana	133.68	166987	166987	0	Unbundled

--- DELIVERIES ---

Rate Per AF	Volume AF	Amount
-------------	-----------	--------

Agency Name	Invoice No.	Rev.	Bill Period	Page No.	Mailed On	Due On
San Diego County Water Authority	5324	0	April 2006	7 of 7	05-10-06	06-30-06

Delivery Subtotal 0.0 0.00

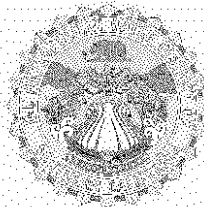
SDTJ-01A Total 0.0 0.00

--- OTHER CHARGES AND CREDITS ---

	Amount
Conservation Ag.# 55708	-83,820.00
Capacity Charge for current calendar year	4,406,400.00
2004/05 Oceanside Desalter Recon adj for Est. Agreem't Purchase Price chng	-86,047.38
Readiness to Serve Charge for current fiscal year	4,918,163.00

VOLUME TOTAL	INVOICE TOTAL
28,196.3	\$20,398,873.22

This invoice was printed on 5/8/2006 at 6:32:00AM



MWD
 METROPOLITAN WATER DISTRICT OF SOUTHERN CALIFORNIA
 700 North Alameda Street
 Los Angeles, CA, 90012-2944

INVOICE**Billed To:**

San Diego County Water Authority

**Service Address**

4677 Overland Avenue
 San Diego, CA 92123-1233

May 2006	Page No. 1 of 1
Mailed: 06/09/2006	Due Date: 07/31/2006
Invoice Number: 5352	Revision: 0

NOTICE

The MWD Administrative Code Section 4507 and 4508 require that payment must be made in "Good Funds" by the due date or the payment will be considered delinquent and an additional charge shall be assessed.

DELIVERIES

	Volume (AF)
Total Water Treated Delivered	23,010.7
Total Water Untreated Delivered	30,807.9

SALES

	Type	Volume (AF)	Rate (\$ /AF)	Total (\$)
Full Service	Tier 1 Supply Rate	40,778.0	\$73.00	\$2,976,794.00
	System Access Rate	40,778.0	\$152.00	\$6,198,256.00
	Water Stewardship Rate	40,778.0	\$25.00	\$1,019,450.00
	System Power Rate	40,778.0	\$81.00	\$3,303,018.00
	Treatment Surcharge	21,340.6	\$122.00	\$2,603,553.20
IAWP	Treated	1,629.8		\$552,502.20
	Untreated	273.2		\$65,841.20
SUBTOTAL				\$16,719,414.60

WATER MANAGEMENT

	Volume (AF)	Total (\$)
Local Resource Programs	681.3	(\$148,267.20)
SUBTOTAL		(\$148,267.20)

EXCHANGES, WHEELING, AND OTHER DELIVERIES

	Type	Volume (AF)	Rate (\$ /AF)	Total (\$)
Wheeling	Treated	93.5	\$299.00	\$27,956.50
IID San Diego Exchange	UnTreated	3,333.3		\$859,991.40
				\$887,947.90

OTHER CHARGES AND CREDITS

	Rate (\$ /AF)	Total (\$)
Conservation Credit		(\$247,290.00)
SUBTOTAL		(\$247,290.00)

ADDITIONAL INFORMATION

	Volume (AF)	Tier1 %	Peak Day	Flow (CFS)
Purchase Order Commitment (Jan 2003 to Dec 2012)	3,342,570.6			
Purchase Order Firm Delivery To Date (Jan 2003 to Dec 2012)	1,649,128.0			
Tier 1 Annual Limit (For Current Calendar Year)	501,385.6			
Tier 1 YTD Deliveries (For Current Calendar Year)	137,447.0	27.0		
Tier 1 Current Month Deliveries	40,871.5			
Capacity Charge				1,296.0

INVOICE TOTAL

Volume AF

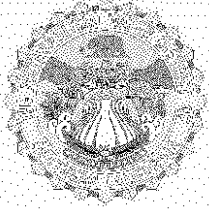
43,455.8

Amount Now Due

\$17,211,805.30

Note: Amount Due is based on highlighted fields

MWD2010-00274910



MWD
 METROPOLITAN WATER DISTRICT OF SOUTHERN CALIFORNIA
 700 North Alameda Street
 Los Angeles, CA, 90012-2944

INVOICE DETAIL

NOTICE

The MWD Administrative Code Section 4507 and 4508 require that payment must be made in "Good Funds" by the due date or the payment will be considered delinquent and an additional charge shall be assessed.

IN ACCORDANCE WITH READINGS AND BILLING DATA LISTED BELOW

Agency Name	Invoice No.	Rev.	Bill Period	Page No.	Mailed On	Due On
San Diego County Water Authority	5352	0	May 2006	1 of 6	06-09-06	07-31-06

Meter No CM-10

Treated	Constant	Previous Reading	Current Reading	Volume (Cu. Ft.)	Rate Desc
Treated Domestic		0	0	0	Unbundled

--- ADJUSTMENT ---

	Rate Per AF	Volume AF	Amount
MAY 2006 - OC to SD Transfer	453.00	53.2	24,099.60
Adjustment Subtotal		53.2	24,099.60
CM-10 Total		53.2	24,099.60

Meter No SD-01A

Treated Domestic	Constant	Previous Reading	Current Reading	Volume (Cu. Ft.)	Rate Desc
Rainbow Cyn. Rd. e/o Frontage Rd.	1,000	18481940	18642982	161042000	Unbundled

--- DELIVERIES ---

	Rate Per AF	Volume AF	Amount
Tier 1 Supply Rate	73.00	3,697.0	269,881.00
System Access Rate	152.00	3,697.0	561,944.00
Water Stewardship Rate	25.00	3,697.0	92,425.00
System Power Rate	81.00	3,697.0	299,457.00
Treatment Surcharge	122.00	3,697.0	451,034.00
Delivery Subtotal		3,697.0	1,674,741.00
SD-01A Total		3,697.0	1,674,741.00

Meter No SD-01B

Treated Domestic	Constant	Previous Reading	Current Reading	Volume (Cu. Ft.)	Rate Desc
Rainbow Cyn. Rd. e/o Frontage Rd.	1,000	18140854	18302952	162098000	Unbundled

--- DELIVERIES ---

	Rate Per AF	Volume AF	Amount
Tier 1 Supply Rate	73.00	3,721.3	271,654.90
System Access Rate	152.00	3,721.3	565,637.60
Water Stewardship Rate	25.00	3,721.3	93,032.50
System Power Rate	81.00	3,721.3	301,425.30
Treatment Surcharge	122.00	3,721.3	453,998.60
Delivery Subtotal		3,721.3	1,685,748.90
SD-01B Total		3,721.3	1,685,748.90

Agency Name	Invoice No.	Rev.	Bill Period	Page No.	Mailed On	Due On
San Diego County Water Authority	5352	0	May 2006	2 of 6	06-09-06	07-31-06

Meter No SD-02

Treated Domestic	Constant	Previous Reading	Current Reading	Volume (Cu. Ft.)	Rate Desc.
w/o Rainbow Glen Rd.	100	16803814	16985340	18152600	Unbundled

--- DELIVERIES ---

	Rate Per AF	Volume AF	Amount
Tier 1 Supply Rate	73.00	416.7	30,419.10
System Access Rate	152.00	416.7	63,338.40
Water Stewardship Rate	25.00	416.7	10,417.50
System Power Rate	81.00	416.7	33,752.70
Treatment Surcharge	122.00	416.7	50,837.40
May 2006, meter under 10% flow Tier 1 supply rate	73.00	0.6	43.80
May 2006, meter under 10% flow System access rate	152.00	0.6	91.20
May 2006, meter under 10% flow Water stewardship rate	25.00	0.6	15.00
May 2006, meter under 10% flow System power rate	81.00	0.6	48.60
May 2006, meter under 10% flow Treatment surcharge	122.00	0.6	73.20
Delivery Subtotal		417.3	189,036.90
SD-02 Total		417.3	189,036.90

Meter No SD-03

Untreated Domestic	Constant	Previous Reading	Current Reading	Volume (Cu. Ft.)	Rate Desc.
Rainbow Cyn. Rd. e/o Frontage Rd.	1.000	55091248	55634912	543664000	Unbundled

--- DELIVERIES ---

	Rate Per AF	Volume AF	Amount
Tier 1 Supply Rate	73.00	12,480.8	911,098.40
System Access Rate	152.00	12,480.8	1,897,081.60
Water Stewardship Rate	25.00	12,480.8	312,020.00
System Power Rate	81.00	12,480.8	1,010,944.80
Delivery Subtotal		12,480.8	4,131,144.80
SD-03 Total		12,480.8	4,131,144.80

Meter No SD-05

Treated Domestic	Constant	Previous Reading	Current Reading	Volume (Cu. Ft.)	Rate Desc.
s/o Reche Rd. w/o Wilt Rd.	100	5167892	5316652	14876000	Unbundled

--- DELIVERIES ---

	Rate Per AF	Volume AF	Amount
Tier 1 Supply Rate	73.00	341.5	24,929.50
System Access Rate	152.00	341.5	51,908.00
Water Stewardship Rate	25.00	341.5	8,537.50
System Power Rate	81.00	341.5	27,661.50
Treatment Surcharge	122.00	341.5	41,663.00
Delivery Subtotal		341.5	154,699.50
SD-05 Total		341.5	154,699.50

Meter No SD-07

Treated Domestic	Constant	Previous Reading	Current Reading	Volume (Cu. Ft.)	Rate Desc.
e/o Wilt Rd. n/o Dos Ninos Ave.	1.000	93823576	94446576	623000000	Unbundled

--- DELIVERIES ---

	Rate Per AF	Volume AF	Amount
Tier 1 Supply Rate	73.00	14,302.1	1,044,053.30
System Access Rate	152.00	14,302.1	2,173,919.20
Water Stewardship Rate	25.00	14,302.1	357,552.50
System Power Rate	81.00	14,302.1	1,158,470.10
Treatment Surcharge	122.00	14,302.1	1,744,856.20

Agency Name	Invoice No.	Rev.	Bill Period	Page No.	Mailed On	Due On
San Diego County Water Authority	5352	0	May 2006	3 of 6	06-09-06	07-31-06

Delivery Subtotal 14,302.1 6,478,851.30

--- ADJUSTMENT ---

	Rate Per AF	Volume AF	Amount
Feb 2006 adj full service to agr	453.00	-57.7	-26,138.10
Feb 2006 adj full service to agr (Carlsbad Municipal)	339.00	57.7	19,560.30
Mar 2006 adj full service to agr	453.00	-11.3	-5,118.90
Mar 2006 adj full service to agr (Rincon)	339.00	11.3	3,830.70
Apr 2006 adj full service to agr	453.00	-193.8	-87,791.40
Apr 2006 adj full service to agr (Fallbrook)	339.00	193.8	65,698.20
Apr 2006 adj full service to agr	453.00	-47.7	-21,608.10
Apr 2006 adj full service to agr (Oceanside)	339.00	47.7	16,170.30
Apr 2006 adj full service to agr	453.00	-5.7	-2,582.10
Apr 2006 adj full service to agr (Olivenhain)	339.00	5.7	1,932.30
Apr 2006 adj full service to agr	453.00	-271.1	-122,808.30
Apr 2006 adj full service to agr (Rainbow)	339.00	271.1	91,902.90
Apr 2006 adj full service to agr	453.00	-33.2	-15,039.60
Apr 2006 adj full service to agr (Ramona)	339.00	33.2	11,254.80
Apr 2006 adj full service to agr	453.00	-2.7	-1,223.10
Apr 2006 adj full service to agr (Otay)	339.00	2.7	915.30
Apr 2006 adj full service to agr	453.00	-13.9	-6,296.70
Apr 2006 adj full service to agr (Rincon)	339.00	13.9	4,712.10
Apr 2006 adj full service to agr	453.00	-1.5	-679.50
Apr 2006 adj full service to agr (City of San Diego)	339.00	1.5	508.50
Apr 2006 adj full service to agr	453.00	-67.4	-30,532.20
Apr 2006 adj full service to agr (Vallecitos)	339.00	67.4	22,848.60
Apr 2006 adj full service to agr	453.00	-919.2	-416,397.60
Apr 2006 adj full service to agr (Valley Center)	339.00	919.2	311,608.80
Apr 2006 adj full service to agr	453.00	-4.6	-2,083.80
Apr 2006 adj full service to agr (Vista)	339.00	4.6	1,559.40
Apr 2006 adj from full service to wheeling	453.00	-2.5	-1,132.50
Apr 2006 adj from full service to wheeling (Fallbrook)	152.00	2.5	380.00
Apr 2006 adj from full service to wheeling (Fallbrook)	25.00	2.5	62.50
Apr 2006 adj from full service to wheeling (Fallbrook)	122.00	2.5	305.00
May 2006 adj from full service to wheeling	453.00	-91.0	-41,223.00
May 2006 adj from full service to wheeling (Fallbrook)	152.00	91.0	13,832.00
May 2006 adj from full service to wheeling (Fallbrook)	25.00	91.0	2,275.00
May 2006 adj from full service to wheeling (Fallbrook)	122.00	91.0	11,102.00
Adjustment Subtotal		0.0	-200,196.20
SD-07 Total		14,302.1	6,278,655.10

Meter No SD-08

Treated Domestic	Constant	Previous Reading	Current Reading	Volume (Cu. Ft.)	Rate Desc.
n/o Red Mtn. n/o Mission Rd.	100	27027416	27258944	23152800	Unbundled

--- DELIVERIES ---

	Rate Per AF	Volume AF	Amount
Tier 1 Supply Rate	73.00	531.5	38,799.50
System Access Rate	152.00	531.5	80,788.00
Water Stewardship Rate	25.00	531.5	13,287.50
System Power Rate	81.00	531.5	43,051.50
Treatment Surcharge	122.00	531.5	64,843.00
Delivery Subtotal		531.5	240,769.50
SD-08 Total		531.5	240,769.50

Meter No SD-09

Treated Domestic	Constant	Previous Reading	Current Reading	Volume (Cu. Ft.)	Rate Desc.
w/o Rainbow Glen. Rd. n/o Red Mtn.	100	6845830	6845830	0	Unbundled

--- DELIVERIES ---

Rate Per AF	Volume AF	Amount
-------------	-----------	--------

Agency Name	Invoice No.	Rev.	Bill Period	Page No.	Mailed On	Due On
San Diego County Water Authority	5352	0	May 2006	4 of 6	06-09-06	07-31-06

SD-09 Total 0.0 0.00

Meter No SD-11

Untreated Domestic	Constant	Previous Reading	Current Reading	Volume (Cu. Ft.)	Rate Desc.
e/o Wilt Rd. n/o Dos Ninos Ave.	10,000	11176255	11256088	798330000	Unbundled

--- DELIVERIES ---

	Rate Per AF	Volume AF	Amount
Tier 1 Supply Rate	73.00	18,327.1	1,337,878.30
System Access Rate	152.00	18,327.1	2,785,719.20
Water Stewardship Rate	25.00	18,327.1	458,177.50
System Power Rate	81.00	18,327.1	1,484,495.10
Delivery Subtotal		18,327.1	6,066,270.10

--- ADJUSTMENT ---

	Rate Per AF	Volume AF	Amount
Jan 2006 adj full service to agr	331.00	-34.2	-11,320.20
Jan 2006 adj full service to agr (Poway)	241.00	34.2	8,242.20
Feb 2006 adj full service to agr	331.00	-13.9	-4,600.90
Feb 2006 adj full service to agr (Poway)	241.00	13.9	3,349.90
Mar 2006 adj full service to agr voided	331.00	13.9	4,600.90
Mar 2006 adj full service to agr voided (Poway)	241.00	-13.9	-3,349.90
Mar 2006 adj full service to agr	331.00	-9.3	-3,078.30
Mar 2006 adj full service to agr (Poway)	241.00	9.3	2,241.30
Apr 2006 adj full service to agr	331.00	-59.9	-19,826.90
Apr 2006 adj full service to agr (Escondido)	241.00	59.9	14,435.90
Apr 2006 adj full service to agr	331.00	-70.3	-23,269.30
Apr 2006 adj full service to agr (Oceanside)	241.00	70.3	16,942.30
Apr 2006 adj full service to agr	331.00	-18.7	-6,189.70
Apr 2006 adj full service to agr (Olivenhain)	241.00	18.7	4,506.70
Apr 2006 adj full service to agr	331.00	-67.9	-22,474.90
Apr 2006 adj full service to agr (Ramona)	241.00	67.9	16,363.90
Apr 2006 adj full service to agr	331.00	-11.0	-3,641.00
Apr 2006 adj full service to agr (City of San Diego)	241.00	11.0	2,651.00
Apr 2006 adj full service to agr	331.00	-1.9	-628.90
Apr 2006 adj full service to agr (Santa Fe Irrigation)	241.00	1.9	457.90
May 2006 adj xfer from iid to sdcwa	331.00	-3,333.3	-1,103,322.30
May 2006 adj xfer from iid to sdcwa (San Diego CWA)	258.00		859,991.40
May 2006 adj full service to surface storage - Direct - (San Diego CWA)	331.00	-6,988.4	-2,313,160.40
May 2006 adj full service to surface storage - In-Lieu - (San Diego CWA)	331.00	-775.6	-256,723.60
Adjustment Subtotal		-11,097.3	-2,837,802.90

SD-11 Total 7,229.8 3,228,467.20

Meter No SD-DS1

Desalted	Constant	Previous Reading	Current Reading	Volume (Cu. Ft.)	Rate Desc.
Desalted		N/A	N/A	N/A	Unbundled

--- ADJUSTMENT ---

	Rate Per AF	Volume AF	Amount
Mar 2006 lppds contribution voided	100.00	-156.4	15,640.00
Mar 2006 lppds contribution	100.00	226.7	-22,670.00
Adjustment Subtotal		70.3	-7,030.00

SD-DS1 Total 70.3 -7,030.00

Meter No SD-GRP1

Recovered	Constant	Previous Reading	Current Reading	Volume (Cu. Ft.)	Rate Desc.
Recovered Greenbelt		N/A	N/A	N/A	Unbundled

Agency Name	Invoice No.	Rev.	Bill Period	Page No.	Mailed On	Due On
San Diego County Water Authority	5352	0	May 2006	5 of 6	06-09-06	07-31-06

--- ADJUSTMENT ---

	Rate Per AF	Volume AF	Amount
MAY 2006 GRP	479.00	321.3	153,902.70
MAY 2006 GRP	729.00		-234,227.70
Adjustment Subtotal		321.3	-80,325.00
SD-GRP1 Total		321.3	-80,325.00

Meter No SD-RCL1

Reclaimed	Constant	Previous Reading	Current Reading	Volume (Cu. Ft.)	Rate Desc.
Reclaimed		N/A	N/A	N/A	Unbundled

--- ADJUSTMENT ---

	Rate Per AF	Volume AF	Amount
May 2006 lrp contribution	250.00	39.8	-9,950.00
Adjustment Subtotal		39.8	-9,950.00
SD-RCL1 Total		39.8	-9,950.00

Meter No SD-RCL10

Reclaimed	Constant	Previous Reading	Current Reading	Volume (Cu. Ft.)	Rate Desc.
No Address 1		N/A	N/A	N/A	Unbundled

--- ADJUSTMENT ---

	Rate Per AF	Volume AF	Amount
Apr 2006 contribution	200.00	144.4	-28,880.00
Adjustment Subtotal		144.4	-28,880.00
SD-RCL10 Total		144.4	-28,880.00

Meter No SD-RCL11

Reclaimed	Constant	Previous Reading	Current Reading	Volume (Cu. Ft.)	Rate Desc.
Reclaimed		N/A	N/A	N/A	Unbundled

--- ADJUSTMENT ---

	Rate Per AF	Volume AF	Amount
May 2006 contribution	250.00	31.5	-7,875.00
Adjustment Subtotal		31.5	-7,875.00
SD-RCL11 Total		31.5	-7,875.00

Meter No SD-RCL12

Reclaimed	Constant	Previous Reading	Current Reading	Volume (Cu. Ft.)	Rate Desc.
Reclaimed		N/A	N/A	N/A	Unbundled

--- ADJUSTMENT ---

	Rate Per AF	Volume AF	Amount
Apr 2006 lrp contribution	250.00	25.7	-6,425.00
Adjustment Subtotal		25.7	-6,425.00
SD-RCL12 Total		25.7	-6,425.00

Meter No SD-RCL15

Reclaimed	Constant	Previous Reading	Current Reading	Volume (Cu. Ft.)	Rate Desc.
Reclaimed		N/A	N/A	N/A	Unbundled

--- ADJUSTMENT ---

	Rate Per AF	Volume AF	Amount
Apr 2006 contribution	150.00	16.3	-2,445.00

Agency Name	Invoice No.	Rev.	Bill Period	Page No.	Mailed On	Due On
San Diego County Water Authority	5352	0	May 2006	6 of 6	06-09-06	07-31-06

--- ADJUSTMENT ---

	Rate Per AF	Volume AF	Amount
Adjustment Subtotal		16.3	-2,445.00
SD-RCL15 Total		16.3	-2,445.00

Meter No SD-RCL6

Reclaimed	Constant	Previous Reading	Current Reading	Volume (Cu. Ft.)	Rate Desc.
Reclaimed		N/A	N/A	N/A	Unbundled

--- ADJUSTMENT ---

	Rate Per AF	Volume AF	Amount
Apr 2006 lrp contribution	185.00	13.2	-2,442.00
Adjustment Subtotal		13.2	-2,442.00
SD-RCL6 Total		13.2	-2,442.00

Meter No SD-RCL9

Reclaimed	Constant	Previous Reading	Current Reading	Volume (Cu. Ft.)	Rate Desc.
		N/A	N/A	N/A	Unbundled

--- ADJUSTMENT ---

	Rate Per AF	Volume AF	Amount
MAY 2006 LPPRE	113.00	18.8	2,124.40
MAY 2006 LPPRE	267.00		-5,019.60
Adjustment Subtotal		18.8	-2,895.20
SD-RCL9 Total		18.8	-2,895.20

Meter No SDTJ-01A

Treated Domestic	Constant	Previous Reading	Current Reading	Volume (Cu. Ft.)	Rate Desc.
San Diego-Tijuana	133.68	166987	166987	0	Unbundled

--- DELIVERIES ---


	Rate Per AF	Volume AF	Amount
Delivery Subtotal		0.0	0.00
SDTJ-01A Total		0.0	0.00

--- OTHER CHARGES AND CREDITS ---

	Amount
Conservation Ag.# 55708	-247,290.00

VOLUME TOTAL	INVOICE TOTAL
43,455.8	\$17,211,805.30

This invoice was printed on 6/7/2006 at 6:14:01AM



MWD
METROPOLITAN WATER DISTRICT OF SOUTHERN CALIFORNIA
 700 North Alameda Street
 Los Angeles, CA, 90012-2944

INVOICE**Billed To:**

San Diego County Water Authority

**Service Address**

4677 Overland Avenue
 San Diego, CA 92123-1233

June 2006	Page No. 1 of 1
Mailed: 07/10/2006	Due Date: 08/31/2006
Invoice Number: 5380	Revision: 0

NOTICE

The MWD Administrative Code Section 4507 and 4508 require that payment must be made in "Good Funds" by the due date or the payment will be considered delinquent and an additional charge shall be assessed.

DELIVERIES

	Volume (AF)
Total Water Treated Delivered	27,639.1
Total Water Untreated Delivered	26,084.9

SALES

	Type	Volume (AF)	Rate (\$ /AF)	Total (\$)
Full Service	Tier 1 Supply Rate	40,872.6	\$73.00	\$2,983,699.80
	System Access Rate	40,872.6	\$152.00	\$6,212,635.20
	Water Stewardship Rate	40,872.6	\$25.00	\$1,021,815.00
	System Power Rate	40,872.6	\$81.00	\$3,310,680.60
	Treatment Surcharge	21,022.1	\$122.00	\$2,564,696.20
IAWP	Treated	6,501.7		\$2,204,076.30
	Untreated	495.8		\$119,487.80
SUBTOTAL				\$18,417,090.90

MISCELLANEOUS SALES

	Volume (AF)	Total (\$)
Surface Storage Operating Agreement - UT, Scheduled	11,771.7	\$3,072,413.70
		\$3,072,413.70

WATER MANAGEMENT

	Volume (AF)	Total (\$)
Local Resource Programs	1,367.6	(\$282,957.40)
SUBTOTAL		(\$282,957.40)

EXCHANGES, WHEELING, AND OTHER DELIVERIES

	Volume (AF)	Total (\$)
IID San Diego Exchange UnTreated	3,333.4	\$860,017.20
		\$860,017.20

OTHER CHARGES AND CREDITS

	Rate (\$ /AF)	Total (\$)
Conservation Credit		(\$75,020.00)
SUBTOTAL		(\$75,020.00)

ADDITIONAL INFORMATION

	Volume (AF)	Tier1 %	Peak Day	Flow (CFS)
Purchase Order Commitment (Jan 2003 to Dec 2012)	3,342,570.6			
Purchase Order Firm Delivery To Date (Jan 2003 to Dec 2012)	1,701,772.3			
Tier 1 Annual Limit (For Current Calendar Year)	501,385.6			
Tier 1 YTD Deliveries (For Current Calendar Year)	190,091.3	38.0		
Tier 1 Current Month Deliveries	52,644.3			
Capacity Charge				1,296.0

INVOICE TOTAL

Volume AF

61,009.4

Amount Now Due

\$21,991,544.40

Note: Amount Due is based on highlighted fields

MWD2010-00274917



MWD
 METROPOLITAN WATER DISTRICT OF SOUTHERN CALIFORNIA
 700 North Alameda Street
 Los Angeles, CA, 90012-2944

INVOICE DETAIL

NOTICE

The MWD Administrative Code Section 4507 and 4508 require that payment must be made in "Good Funds" by the due date or the payment will be considered delinquent and an additional charge shall be assessed.

IN ACCORDANCE WITH READINGS AND BILLING DATA LISTED BELOW:

Agency Name	Invoice No.	Rev.	Bill Period	Page No.	Mailed On	Due On
San Diego County Water Authority	5380	0	June 2006	1 of 7	07-10-06	08-31-06

Meter No CM-10

Treated	Constant	Previous Reading	Current Reading	Volume (Cu. Ft.)	Rate Desc.
Treated Domestic		0	0	0	Unbundled

---ADJUSTMENT---

	Rate Per AF	Volume AF	Amount
JUN 2006 - OC to SD Transfer:	453.00	62.7	28,403.10
Adjustment Subtotal		62.7	28,403.10
CM-10 Total		62.7	28,403.10

Meter No SD-01A

Treated Domestic	Constant	Previous Reading	Current Reading	Volume (Cu. Ft.)	Rate Desc.
Rainbow Cyn. Rd. e/o Frontage Rd.	1,000	18642982	18844078	201096000	Unbundled

--- DELIVERIES ---

	Rate Per AF	Volume AF	Amount
Tier 1 Supply Rate	73.00	4,616.5	337,004.50
System Access Rate	152.00	4,616.5	701,708.00
Water Stewardship Rate	25.00	4,616.5	115,412.50
System Power Rate	81.00	4,616.5	373,936.50
Treatment Surcharge	122.00	4,616.5	563,213.00
Delivery Subtotal		4,616.5	2,091,274.50
SD-01A Total		4,616.5	2,091,274.50

Meter No SD-01B

Treated Domestic	Constant	Previous Reading	Current Reading	Volume (Cu. Ft.)	Rate Desc.
Rainbow Cyn. Rd. e/o Frontage Rd.	1,000	18302952	18504024	201072000	Unbundled

--- DELIVERIES ---

	Rate Per AF	Volume AF	Amount
Tier 1 Supply Rate	73.00	4,616.0	336,968.00
System Access Rate	152.00	4,616.0	701,632.00
Water Stewardship Rate	25.00	4,616.0	115,400.00
System Power Rate	81.00	4,616.0	373,896.00
Treatment Surcharge	122.00	4,616.0	563,152.00
Delivery Subtotal		4,616.0	2,091,048.00
SD-01B Total		4,616.0	2,091,048.00

Agency Name	Invoice No.	Rev.	Bill Period	Page No.	Mailed On	Due On
San Diego County Water Authority	5380	0	June 2006	2 of 7	07-10-06	08-31-06

Meter No SD-02

Treated Domestic	Constant	Previous Reading	Current Reading	Volume (Cu. Ft.)	Rate Desc.
w/o Rainbow Glen Rd.	100	16985340	17242688	25734800	Unbundled

--- DELIVERIES ---

	Rate Per AF	Volume AF	Amount
Tier 1 Supply Rate	73.00	590.8	43,128.40
System Access Rate	152.00	590.8	89,801.60
Water Stewardship Rate	25.00	590.8	14,770.00
System Power Rate	81.00	590.8	47,854.80
Treatment Surcharge	122.00	590.8	72,077.60
Delivery Subtotal		590.8	267,632.40
SD-02 Total		590.8	267,632.40

Meter No SD-03

Untreated Domestic	Constant	Previous Reading	Current Reading	Volume (Cu. Ft.)	Rate Desc.
Rainbow Cyn. Rd. e/o Frontage Rd.	1,000	55634912	56171320	536408000	Unbundled

--- DELIVERIES ---

	Rate Per AF	Volume AF	Amount
Tier 1 Supply Rate	73.00	12,314.2	898,936.60
System Access Rate	152.00	12,314.2	1,871,758.40
Water Stewardship Rate	25.00	12,314.2	307,855.00
System Power Rate	81.00	12,314.2	997,450.20
Delivery Subtotal		12,314.2	4,076,000.20
--- ADJUSTMENT ---			
	Rate Per AF	Volume AF	Amount
Mar 2006 adj full service to agr	331.00	-10.3	-3,409.30
Mar 2006 adj full service to agr (City of San Diego)	241.00	10.3	2,482.30
Adjustment Subtotal		0.0	-927.00
SD-03 Total		12,314.2	4,075,073.20

Meter No SD-05

Treated Domestic	Constant	Previous Reading	Current Reading	Volume (Cu. Ft.)	Rate Desc.
s/o Reche Rd. w/o Wilt Rd.	100	5316652	5412864	9621200	Unbundled

--- DELIVERIES ---

	Rate Per AF	Volume AF	Amount
Tier 1 Supply Rate	73.00	220.9	16,125.70
System Access Rate	152.00	220.9	33,576.80
Water Stewardship Rate	25.00	220.9	5,522.50
System Power Rate	81.00	220.9	17,892.90
Treatment Surcharge	122.00	220.9	26,949.80
Delivery Subtotal		220.9	100,067.70
SD-05 Total		220.9	100,067.70

Meter No SD-07

Treated Domestic	Constant	Previous Reading	Current Reading	Volume (Cu. Ft.)	Rate Desc.
e/o Wilt Rd. n/o Dos Ninos Ave.	1,000	94446576	95193120	746544000	Unbundled

--- DELIVERIES ---

	Rate Per AF	Volume AF	Amount
Tier 1 Supply Rate	73.00	17,138.3	1,251,095.90
System Access Rate	152.00	17,138.3	2,605,021.60
Water Stewardship Rate	25.00	17,138.3	428,457.50
System Power Rate	81.00	17,138.3	1,388,202.30

Agency Name	Invoice No.	Rev.	Bill Period	Page No.	Mailed On	Due On
San Diego County Water Authority	5380	0	June 2006	3 of 7	07-10-06	08-31-06

--- DELIVERIES ---

	Rate Per AF	Volume AF	Amount
Treatment Surcharge	122.00	17,138.3	2,090,872.60
Delivery Subtotal		17,138.3	7,763,649.90

--- ADJUSTMENT ---

	Rate Per AF	Volume AF	Amount
Jan 2006 adj full service to agr	453.00	-1.4	-634.20
Jan 2006 adj full service to agr (Padre Dam)	339.00	1.4	474.60
Feb 2006 adj full service to agr	453.00	-132.1	-59,841.30
Feb 2006 adj full service to agr (Padre Dam)	339.00	132.1	44,781.90
Feb 2006 adj full service to agr voided	453.00	0.7	317.10
Feb 2006 adj full service to agr voided (City of San Diego)	339.00	-0.7	-237.30
Feb 2006 adj full service to agr	453.00	-0.7	-317.10
Feb 2006 adj full service to agr (City of San Diego)	339.00	0.7	237.30
Mar 2006 adj full service to agr	453.00	-45.7	-20,702.10
Mar 2006 adj full service to agr (Carlsbad Municipal)	339.00	45.7	15,492.30
Mar 2006 adj full service to agr	453.00	-40.1	-18,165.30
Mar 2006 adj full service to agr (Padre Dam)	339.00	40.1	13,593.90
Mar 2006 adj full service to agr	453.00	-1.8	-815.40
Mar 2006 adj full service to agr (City of San Diego)	339.00	1.8	610.20
Apr 2006 adj full service to agr	453.00	-51.1	-23,148.30
Apr 2006 adj full service to agr (Carlsbad Municipal)	339.00	51.1	17,322.90
Apr 2006 adj full service to agr	453.00	-29.9	-13,544.70
Apr 2006 adj full service to agr (Padre Dam)	339.00	29.9	10,136.10
Apr 2006 adj full service to agr	453.00	-1.6	-724.80
Apr 2006 adj full service to agr (City of San Diego)	339.00	1.6	542.40
Apr 2006 adj full service to surface storage - Direct - (San Diego CWA)	453.00	-59.0	-26,727.00
May 2006 adj full service to agr	453.00	-73.0	-33,069.00
May 2006 adj full service to agr (Carlsbad Municipal)	339.00	73.0	24,747.00
May 2006 adj full service to agr	453.00	-759.9	-344,234.70
May 2006 adj full service to agr (Fallbrook)	339.00	759.9	257,606.10
May 2006 adj full service to agr	453.00	-12.0	-5,436.00
May 2006 adj full service to agr (Olivenhain)	339.00	12.0	4,068.00
May 2006 adj full service to agr	453.00	-1,555.4	-704,596.20
May 2006 adj full service to agr (Rainbow)	339.00	1,555.4	527,280.60
May 2006 adj full service to agr	453.00	-445.3	-201,720.90
May 2006 adj full service to agr (Ramona)	339.00	445.3	150,956.70
May 2006 adj full service to agr	453.00	-4.1	-1,857.30
May 2006 adj full service to agr (City of San Diego)	339.00	4.1	1,389.90
May 2006 adj full service to agr	453.00	-112.9	-51,143.70
May 2006 adj full service to agr (Vallecitos)	339.00	112.9	38,273.10
May 2006 adj full service to agr	453.00	-3,020.7	-1,368,377.10
May 2006 adj full service to agr (Valley Center)	339.00	3,020.7	1,024,017.30
May 2006 adj full service to agr	453.00	-35.4	-16,036.20
May 2006 adj full service to agr (Vista)	339.00	35.4	12,000.60
May 2006 adj full service to agr	453.00	-5.8	-2,627.40
May 2006 adj full service to agr (Otay)	339.00	5.8	1,966.20
May 2006 adj full service to agr	453.00	-173.5	-78,595.50
May 2006 adj full service to agr (Yuima)	339.00	173.5	58,816.50
May 2006 adj full service to surface storage - Direct - (San Diego CWA)	453.00	-119.0	-53,907.00
Adjustment Subtotal		-178.0	-821,827.80
SD-07 Total		16,960.3	6,941,822.10

Meter No SD-08

Treated Domestic	Constant	Previous Reading	Current Reading	Volume (Cu. Ft.)	Rate Desc.
n/o Red.Mtn. n/o Mission Rd.	100	27258944	27457820	19887600	Unbundled

--- DELIVERIES ---

	Rate Per AF	Volume AF	Amount
Tier 1 Supply Rate	73.00	456.6	33,331.80
System Access Rate	152.00	456.6	69,403.20
Water Stewardship Rate	25.00	456.6	11,415.00

Agency Name	Invoice No.	Rev	Bill Period	Page No.	Mailed On	Due On
San Diego County Water Authority	5380	0	June 2006	4 of 7	07-10-06	08-31-06

--- DELIVERIES ---

	Rate Per AF	Volume AF	Amount
System Power Rate	81.00	456.6	36,984.60
Treatment Surcharge	122.00	456.6	55,705.20
Delivery Subtotal		456.6	206,839.80
SD-08 Total		456.6	206,839.80

Meter No SD-09

Treated Domestic	Constant	Previous Reading	Current Reading	Volume (Cu. Ft.)	Rate Desc.
w/o Rainbow Glen Rd. n/o Red Mtn.	100	6845830	6845830	0	Unbundled

--- DELIVERIES ---

Rate Per AF	Volume AF	Amount
	0.0	0.00
SD-09 Total		0.00

Meter No SD-11

Untreated Domestic	Constant	Previous Reading	Current Reading	Volume (Cu. Ft.)	Rate Desc.
e/o Wilt Rd. n/o Dos Ninos Ave.	10,000	11256088	11316073	599850000	Unbundled

--- DELIVERIES ---

	Rate Per AF	Volume AF	Amount
Tier 1 Supply Rate	73.00	13,770.7	1,005,261.10
System Access Rate	152.00	13,770.7	2,093,146.40
Water Stewardship Rate	25.00	13,770.7	344,267.50
System Power Rate	81.00	13,770.7	1,115,426.70
Delivery Subtotal		13,770.7	4,558,101.70

--- ADJUSTMENT ---

	Rate Per AF	Volume AF	Amount
Feb 2006 adj full service to agr voided	331.00	12.4	4,104.40
Feb 2006 adj full service to agr voided (City of San Diego)	241.00	-12.4	-2,988.40
Feb 2006 adj full service to agr	331.00	-12.5	-4,137.50
Feb 2006 adj full service to agr (City of San Diego)	241.00	12.5	3,012.50
Mar 2006 adj full service to surface storage - Direct - (San Diego CWA) VOIDED	331.00	10,605.5	3,510,420.50
Mar 2006 adj full service to surface storage - Direct - (San Diego CWA)	331.00	-10,601.1	-3,508,964.10
Apr 2006 adj full service to agr	331.00	-37.8	-12,511.80
Apr 2006 adj full service to agr (Poway)	241.00	37.8	9,109.80
Apr 2006 adj full service to agr	331.00	-12.0	-3,972.00
Apr 2006 adj full service to agr (City of San Diego)	241.00	12.0	2,892.00
Apr 2006 adj full service to surface storage - Direct - (San Diego CWA) VOIDED	331.00	8,643.3	2,860,932.30
Apr 2006 adj full service to surface storage - Direct - (San Diego CWA)	331.00	-9,958.3	-3,298,197.30
May 2006 adj full service to agr	331.00	-332.9	-110,189.90
May 2006 adj full service to agr (Escondido)	241.00	332.9	80,228.90
May 2006 adj full service to agr	331.00	-51.3	-16,980.30
May 2006 adj full service to agr (Olivenhain)	241.00	51.3	12,363.30
May 2006 adj full service to agr	331.00	-26.5	-8,771.50
May 2006 adj full service to agr (Ramona)	241.00	26.5	6,386.50
May 2006 adj full service to agr	331.00	-13.4	-4,435.40
May 2006 adj full service to agr (City of San Diego)	241.00	13.4	3,229.40
May 2006 adj full service to agr	331.00	-11.5	-3,806.50
May 2006 adj full service to agr (Santa Fe Irrigation)	241.00	11.5	2,771.50
May 2006 adj full service to surface storage - Direct - (San Diego CWA) VOIDED	331.00	6,988.4	2,313,160.40
May 2006 adj full service to surface storage - Direct - (San Diego CWA)	331.00	-8,083.0	-2,675,473.00
Jun 2006 adj iid to sdcwa exch.	331.00	-3,333.4	-1,103,355.40
Jun 2006 adj iid to sdcwa exch. (San Diego CWA)	258.00		860,017.20
JUN 2006 ADJ Surface Storage TO Scheduled SOLD (San Diego CWA)	261.00	262.8	68,590.80
JUN 2006 ADJ Surface Storage TO Scheduled SOLD (San Diego CWA)	261.00	4,695.0	1,225,395.00
JUN 2006 ADJ Surface Storage TO Scheduled SOLD (San Diego CWA)	261.00	315.0	82,215.00
JUN 2006 ADJ Surface Storage TO Scheduled SOLD (San Diego CWA)	261.00	918.7	239,780.70
JUN 2006 ADJ Surface Storage TO Scheduled SOLD (San Diego CWA)	261.00	3,956.2	1,032,568.20
JUN 2006 ADJ Surface Storage TO Scheduled SOLD (San Diego CWA)	261.00	1,624.0	423,864.00

Agency Name	Invoice No.	Rev.	Bill Period	Page No.	Mailed On	Due On
San Diego County Water Authority	5380	0	June 2006	5 of 7	07-10-06	08-31-06

Adjustment Subtotal	6,033.1	1,989,259.30
SD-11 Total	19,803.8	6,547,361.00

Meter No SD-DS1

Desalted	Constant	Previous Reading	Current Reading	Volume (Cu. Ft.)	Rate Desc.
Desalted		N/A	N/A	N/A	Unbundled

---	ADJUSTMENT	---	Rate Per AF	Volume AF	Amount
Jun 2006	Ippds contribution		100.00	155.5	-15,550.00
	Adjustment Subtotal			155.5	-15,550.00
	SD-DS1 Total			155.5	-15,550.00

Meter No SD-GRP1

Recovered	Constant	Previous Reading	Current Reading	Volume (Cu. Ft.)	Rate Desc.
Recovered Greenbelt		N/A	N/A	N/A	Unbundled

---	ADJUSTMENT	---	Rate Per AF	Volume AF	Amount
JUN 2006	GRP		479.00	295.8	141,688.20
JUN 2006	GRP		729.00		-215,638.20
	Adjustment Subtotal			295.8	-73,950.00
	SD-GRP1 Total			295.8	-73,950.00

Meter No SD-RCL1

Reclaimed	Constant	Previous Reading	Current Reading	Volume (Cu. Ft.)	Rate Desc.
Reclaimed		N/A	N/A	N/A	Unbundled

---	ADJUSTMENT	---	Rate Per AF	Volume AF	Amount
Jun 2006	lrp contribution		250.00	52.6	-13,150.00
	Adjustment Subtotal			52.6	-13,150.00
	SD-RCL1 Total			52.6	-13,150.00

Meter No SD-RCL10

Reclaimed	Constant	Previous Reading	Current Reading	Volume (Cu. Ft.)	Rate Desc.
No Address 1		N/A	N/A	N/A	Unbundled

---	ADJUSTMENT	---	Rate Per AF	Volume AF	Amount
May 2006	contribution		200.00	61.1	-12,220.00
	Adjustment Subtotal			61.1	-12,220.00
	SD-RCL10 Total			61.1	-12,220.00

Meter No SD-RCL11

Reclaimed	Constant	Previous Reading	Current Reading	Volume (Cu. Ft.)	Rate Desc.
Reclaimed		N/A	N/A	N/A	Unbundled

---	ADJUSTMENT	---	Rate Per AF	Volume AF	Amount
Jun 2006	contribution		250.00	37.3	-9,325.00
	Adjustment Subtotal			37.3	-9,325.00

Agency Name	Invoice No.	Rev.	Bill Period	Page No.	Mailed On	Due On
San Diego County Water Authority	5380	0	June 2006	6 of 7	07-10-06	08-31-06

SD-RCL11 Total 37.3 -9,325.00

Meter No SD-RCL12

Reclaimed	Constant	Previous Reading	Current Reading	Volume (Cu. Ft.)	Rate Desc.
Reclaimed		N/A	N/A	N/A	Unbundled

--- ADJUSTMENT ---

	Rate Per AF	Volume AF	Amount
May 2006 lrp contribution	250.00	34.4	-8,600.00
Adjustment Subtotal		<u>34.4</u>	<u>-8,600.00</u>
SD-RCL12 Total		34.4	-8,600.00

Meter No SD-RCL13

Reclaimed	Constant	Previous Reading	Current Reading	Volume (Cu. Ft.)	Rate Desc.
Reclaimed		N/A	N/A	N/A	Unbundled

--- ADJUSTMENT ---

	Rate Per AF	Volume AF	Amount
May 2006 contribution	250.00	112.2	-28,050.00
Jun 2006 contribution	250.00	143.2	-35,800.00
Adjustment Subtotal		<u>255.4</u>	<u>-63,850.00</u>
SD-RCL13 Total		255.4	-63,850.00

Meter No SD-RCL15

Reclaimed	Constant	Previous Reading	Current Reading	Volume (Cu. Ft.)	Rate Desc.
Reclaimed		N/A	N/A	N/A	Unbundled

--- ADJUSTMENT ---

	Rate Per AF	Volume AF	Amount
May 2006 contribution	150.00	39.7	-5,955.00
Jun 2006 contribution	150.00	78.7	-11,805.00
Adjustment Subtotal		<u>118.4</u>	<u>-17,760.00</u>
SD-RCL15 Total		118.4	-17,760.00

Meter No SD-RCL6

Reclaimed	Constant	Previous Reading	Current Reading	Volume (Cu. Ft.)	Rate Desc.
Reclaimed		N/A	N/A	N/A	Unbundled

--- ADJUSTMENT ---

	Rate Per AF	Volume AF	Amount
May 2006 lrp contribution	185.00	105.0	-19,425.00
Adjustment Subtotal		<u>105.0</u>	<u>-19,425.00</u>
SD-RCL6 Total		105.0	-19,425.00

Meter No SD-RCL8

Reclaimed	Constant	Previous Reading	Current Reading	Volume (Cu. Ft.)	Rate Desc.
Reclaimed		N/A	N/A	N/A	Unbundled

--- ADJUSTMENT ---

	Rate Per AF	Volume AF	Amount
Apr 2006 lrp contribution	200.00	64.4	-12,880.00
May 2006 lrp contribution	200.00	159.6	-31,920.00
Adjustment Subtotal		<u>224.0</u>	<u>-44,800.00</u>

Agency Name	Invoice No.	Rev.	Bill Period	Page No.	Mailed On	Due On
San Diego County Water Authority	5380	0	June 2006	7 of 7	07-10-06	08-31-06

SD-RCL8 Total	224.0	-44,800.00
----------------------	-------	------------

Meter No SD-RCL9

Reclaimed	Constant	Previous Reading	Current Reading	Volume (Cu. Ft.)	Rate Desc.
		N/A	N/A	N/A	Unbundled

--- ADJUSTMENT ---

	Rate Per AF	Volume AF	Amount
JUN 2006 LPPRE	113.00	28.1	3,175.30
JUN 2006 LPPRE	267.00		-7,502.70
Adjustment Subtotal		28.1	-4,327.40
SD-RCL9 Total		28.1	-4,327.40

Meter No SDTJ-01A

Treated Domestic	Constant	Previous Reading	Current Reading	Volume (Cu. Ft.)	Rate Desc.
San Diego-Tijuana	133.68	166987	166987	0	Unbundled

--- DELIVERIES ---

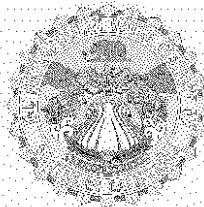
	Rate Per AF	Volume AF	Amount
Delivery Subtotal		0.0	0.00
SDTJ-01A Total		0.0	0.00

--- OTHER CHARGES AND CREDITS ---

Conservation Ag.# 55708	-75,020.00
-------------------------	------------

VOLUME TOTAL	INVOICE TOTAL
61,009.4	\$21,991,544.40

This invoice was printed on 7/10/2006 at 12:25:49PM

**MWD**

METROPOLITAN WATER DISTRICT OF SOUTHERN CALIFORNIA

700 North Alameda Street

Los Angeles, CA, 90012-2944

INVOICE**Billed To:**

San Diego County Water Authority

**Service Address**4677 Overland Avenue
San Diego, CA 92123-1233

July 2006	Page No. 1 of 2
Mailed: 08/10/2006	Due Date: 09/29/2006
Invoice Number: 5408	Revision: 0

NOTICE

The MWD Administrative Code Section 4507 and 4508 require that payment must be made in "Good Funds" by the due date or the payment will be considered delinquent and an additional charge shall be assessed.

DELIVERIES

	Volume (AF)
Total Water Treated Delivered	32,328.3
Total Water Untreated Delivered	30,302.0

SALES

	Type	Volume (AF)	Rate (\$ /AF)	Total (\$)
Full Service	Tier 1 Supply Rate	53,815.1	\$73.00	\$3,928,502.30
	System Access Rate	53,815.1	\$152.00	\$8,179,895.20
	Water Stewardship Rate	53,815.1	\$25.00	\$1,345,377.50
	System Power Rate	53,815.1	\$81.00	\$4,359,023.10
	Treatment Surcharge	27,502.9	\$122.00	\$3,355,353.80
IAWP	Treated	4,890.1		\$1,657,743.90
	Untreated	656.5		\$158,216.50
SUBTOTAL				\$22,984,112.30

MISCELLANEOUS SALES

	Volume (AF)	Total (\$)
Surface Storage Operating Agreement - TR, Scheduled	144.0	\$55,152.00
Surface Storage Operating Agreement - UT, Scheduled	13,592.5	\$3,547,642.50
		\$3,602,794.50

WATER MANAGEMENT

	Volume (AF)	Total (\$)
Local Resource Programs	1,811.0	(\$383,495.70)
SUBTOTAL		(\$383,495.70)

EXCHANGES, WHEELING, AND OTHER DELIVERIES

	Volume (AF)	Total (\$)
IID San Diego Exchange UnTreated	3,333.3	\$859,991.40
		\$859,991.40

OTHER CHARGES AND CREDITS

	Rate (\$ /AF)	Total (\$)
Conservation Credit		(\$203,627.50)
SUBTOTAL		(\$203,627.50)

ADDITIONAL INFORMATION

	Volume (AF)	Tier1 %	Peak Day	Flow (CFS)
Purchase Order Commitment (Jan 2003 to Dec 2012)	3,342,570.6			
Purchase Order Firm Delivery To Date (Jan 2003 to Dec 2012)	1,769,323.9			
Tier 1 Annual Limit (For Current Calendar Year)	501,385.6			
Tier 1 YTD Deliveries (For Current Calendar Year)	257,642.9	51.0		
Tier 1 Current Month Deliveries	67,551.6			
Capacity Charge				1,296.0


Agency Name	Invoice No.	Rev.	Bill Period	Page No.	Mailed On	Due On
San Diego County Water Authority	5408	0	July 2006	2 of 2	08-10-06	09-29-06

INVOICE TOTAL

Volume AF
74,909.2

Amount Now Due
\$26,859,775.00

Note: Amount Due is based on highlighted fields.



MWD
 METROPOLITAN WATER DISTRICT OF SOUTHERN CALIFORNIA
 700 North Alameda Street
 Los Angeles, CA, 90012-2944

INVOICE DETAIL

NOTICE

The MWD Administrative Code Section 4507 and 4508 require that payment must be made in "Good Funds" by the due date or the payment will be considered delinquent and an additional charge shall be assessed.

IN ACCORDANCE WITH READINGS AND BILLING DATA LISTED BELOW

Agency Name	Invoice No.	Rev.	Bill Period	Page No.	Mailed On	Due On
San Diego County Water Authority	5408	0	July 2006	1 of 7	08-10-06	09-29-06

Meter No CM-10

Treated	Constant	Previous Reading	Current Reading	Volume (Cu. Ft.)	Rate Desc.
Treated Domestic		0	0	0	Unbundled

--- ADJUSTMENT ---

	Rate Per AF	Volume AF	Amount
JUL 2006 - OC to SD Transfer.	453.00	64.7	29,309.10
Adjustment Subtotal		64.7	29,309.10
CM-10 Total		64.7	29,309.10

Meter No SD-01A

Treated Domestic	Constant	Previous Reading	Current Reading	Volume (Cu. Ft.)	Rate Desc.
Rainbow Cyn. Rd. e/o Frontage Rd.	1,000	18844078	19073180	229102000	Unbundled

--- DELIVERIES ---

	Rate Per AF	Volume AF	Amount
Tier 1 Supply Rate	73.00	5,259.5	383,943.50
System Access Rate	152.00	5,259.5	799,444.00
Water Stewardship Rate	25.00	5,259.5	131,487.50
System Power Rate	81.00	5,259.5	426,019.50
Treatment Surcharge	122.00	5,259.5	641,659.00
Delivery Subtotal		5,259.5	2,382,553.50
SD-01A Total		5,259.5	2,382,553.50

Meter No SD-01B

Treated Domestic	Constant	Previous Reading	Current Reading	Volume (Cu. Ft.)	Rate Desc.
Rainbow Cyn. Rd. e/o Frontage Rd.	1,000	18504024	18732496	228472000	Unbundled

--- DELIVERIES ---

	Rate Per AF	Volume AF	Amount
Tier 1 Supply Rate	73.00	5,245.0	382,885.00
System Access Rate	152.00	5,245.0	797,240.00
Water Stewardship Rate	25.00	5,245.0	131,125.00
System Power Rate	81.00	5,245.0	424,845.00
Treatment Surcharge	122.00	5,245.0	639,890.00
Delivery Subtotal		5,245.0	2,375,985.00
SD-01B Total		5,245.0	2,375,985.00

Agency Name	Invoice No.	Rev.	Bill Period	Page No.	Mailed On	Due On
San Diego County Water Authority	5408	0	July 2006	2 of 7	08-10-06	09-29-06

Meter No SD-02

Treated Domestic	Constant	Previous Reading	Current Reading	Volume (Cu. Ft.)	Rate Desc.
w/o Rainbow Glen Rd.	100	17242688	17562948	32026000	Unbundled

--- DELIVERIES ---

	Rate Per AF	Volume AF	Amount
Tier 1 Supply Rate	73.00	735.2	53,669.60
System Access Rate	152.00	735.2	111,750.40
Water Stewardship Rate	25.00	735.2	18,380.00
System Power Rate	81.00	735.2	59,551.20
Treatment Surcharge	122.00	735.2	89,694.40
Delivery Subtotal		735.2	333,045.60
SD-02 Total		735.2	333,045.60

Meter No SD-03

Untreated Domestic	Constant	Previous Reading	Current Reading	Volume (Cu. Ft.)	Rate Desc.
Rainbow Cyn. Rd. e/o Frontage Rd.	1.000	56171320	56721584	550264000	Unbundled

--- DELIVERIES ---

	Rate Per AF	Volume AF	Amount
Tier 1 Supply Rate	73.00	12,632.3	922,157.90
System Access Rate	152.00	12,632.3	1,920,109.60
Water Stewardship Rate	25.00	12,632.3	315,807.50
System Power Rate	81.00	12,632.3	1,023,216.30
Delivery Subtotal		12,632.3	4,181,291.30
SD-03 Total		12,632.3	4,181,291.30

Meter No SD-05

Treated Domestic	Constant	Previous Reading	Current Reading	Volume (Cu. Ft.)	Rate Desc.
s/o Reche Rd. w/o Wilt Rd.	100	5412864	5534227	12136300	Unbundled

--- DELIVERIES ---

	Rate Per AF	Volume AF	Amount
Tier 1 Supply Rate	73.00	278.6	20,337.80
System Access Rate	152.00	278.6	42,347.20
Water Stewardship Rate	25.00	278.6	6,965.00
System Power Rate	81.00	278.6	22,566.60
Treatment Surcharge	122.00	278.6	33,989.20
Delivery Subtotal		278.6	126,205.80
SD-05 Total		278.6	126,205.80

Meter No SD-07

Treated Domestic	Constant	Previous Reading	Current Reading	Volume (Cu. Ft.)	Rate Desc.
e/o Wilt Rd. n/o Dos Ninos Ave.	1.000	95193120	96070064	876944000	Unbundled

--- DELIVERIES ---

	Rate Per AF	Volume AF	Amount
Tier 1 Supply Rate	73.00	20,131.9	1,469,628.70
System Access Rate	152.00	20,131.9	3,060,048.80
Water Stewardship Rate	25.00	20,131.9	503,297.50
System Power Rate	81.00	20,131.9	1,630,683.90
Treatment Surcharge	122.00	20,131.9	2,456,091.80
Delivery Subtotal		20,131.9	9,119,750.70

--- ADJUSTMENT ---

	Rate Per AF	Volume AF	Amount
Mar 2006 adj full service to agr voided	453.00	0.8	362.40

Agency Name	Invoice No.	Rev	Bill Period	Page No.	Mailed On	Due On
San Diego County Water Authority	5408	0	July 2006	3 of 7	08-10-06	09-29-06

--- ADJUSTMENT ---

	Rate Per AF	Volume AF	Amount
Mar 2006 adj full service to agr voided (City of San Diego)	339.00	-0.8	-271.20
Apr 2006 adj full service to agr voided	453.00	1.5	679.50
Apr 2006 adj full service to agr voided (City of San Diego)	339.00	-1.5	-508.50
May 2006 adj full service to agr	453.00	-100.7	-45,617.10
May 2006 adj full service to agr (Oceanside)	339.00	100.7	34,137.30
May 2006 adj full service to agr	453.00	-0.4	-181.20
May 2006 adj full service to agr (Padre Dam)	339.00	0.4	135.60
May 2006 adj full service to agr	453.00	-73.6	-33,340.80
May 2006 adj full service to agr (Rincon)	339.00	73.6	24,950.40
Jun 2006 adj full service to agr	453.00	-946.0	-428,538.00
Jun 2006 adj full service to agr (Fallbrook)	339.00	946.0	320,694.00
Jun 2006 adj full service to agr	453.00	-39.0	-17,667.00
Jun 2006 adj full service to agr (Olivenhain)	339.00	39.0	13,221.00
Jun 2006 adj full service to agr	453.00	-6.1	-2,763.30
Jun 2006 adj full service to agr (Otay)	339.00	6.1	2,067.90
Jun 2006 adj full service to agr	453.00	-163.5	-74,065.50
Jun 2006 adj full service to agr (Padre Dam)	339.00	163.5	55,426.50
Jun 2006 adj full service to agr	453.00	-2,299.8	-1,041,809.40
Jun 2006 adj full service to agr (Rainbow)	339.00	2,299.8	779,632.20
Jun 2006 adj full service to agr	453.00	-445.8	-201,947.40
Jun 2006 adj full service to agr (Ramona)	339.00	445.8	151,126.20
Jun 2006 adj full service to agr	453.00	-84.2	-38,142.60
Jun 2006 adj full service to agr (Rincon)	339.00	84.2	28,543.80
Jun 2006 adj full service to agr	453.00	-2.9	-1,313.70
Jun 2006 adj full service to agr (City of San Diego)	339.00	2.9	983.10
Jun 2006 adj full service to agr	453.00	-232.3	-105,231.90
Jun 2006 adj full service to agr (Vallecitos)	339.00	232.3	78,749.70
Jun 2006 adj full service to agr	453.00	-46.3	-20,973.90
Jun 2006 adj full service to agr (Vista)	339.00	46.3	15,695.70
Jun 2006 adj full service to agr	453.00	-450.8	-204,212.40
Jun 2006 adj full service to agr (Yuima)	339.00	450.8	152,821.20
Jun 2006 adj full service to agr	453.00	-1.0	-453.00
Jun 2006 adj full service to agr (Santa Fe Irrigation)	339.00	1.0	339.00
JUL 2006 ADJ Surface Storage TO Scheduled SOLD (San Diego CWA)	383.00	70.3	26,924.90
JUL 2006 ADJ Surface Storage TO Scheduled SOLD (San Diego CWA)	383.00	73.7	28,227.10
Adjustment Subtotal		144.0	-502,319.40
SD-07 Total		20,275.9	8,617,431.30

Meter No SD-08

Treated Domestic	Constant	Previous Reading	Current Reading	Volume (Cu. Ft.)	Rate Desc.
n/o Red Mtn. n/o Mission Rd.	100	27457820	27704968	24714800	Unbundled

--- DELIVERIES ---

	Rate Per AF	Volume AF	Amount
Tier 1 Supply Rate	73.00	567.4	41,420.20
System Access Rate	152.00	567.4	86,244.80
Water Stewardship Rate	25.00	567.4	14,185.00
System Power Rate	81.00	567.4	45,959.40
Treatment Surcharge	122.00	567.4	69,222.80
Delivery Subtotal		567.4	257,032.20
SD-08 Total		567.4	257,032.20

Meter No SD-09

Treated Domestic	Constant	Previous Reading	Current Reading	Volume (Cu. Ft.)	Rate Desc.
w/o Rainbow Glen. Rd. n/o Red Mtn.	100	6845830	6894062	4823200	Unbundled

--- DELIVERIES ---

	Rate Per AF	Volume AF	Amount
Tier 1 Supply Rate	73.00	110.7	8,081.10

Agency Name	Invoice No.	Rev.	Bill Period	Page No.	Mailed On	Due On
San Diego County Water Authority	5408	0	July 2006	4 of 7	08-10-06	09-29-06

--- DELIVERIES ---

	Rate Per AF	Volume AF	Amount
System Access Rate	152.00	110.7	16,826.40
Water Stewardship Rate	25.00	110.7	2,767.50
System Power Rate	81.00	110.7	8,966.70
Treatment Surcharge	122.00	110.7	13,505.40
Delivery Subtotal		110.7	50,147.10
SD-09 Total		110.7	50,147.10

Meter No SD-11

Untreated Domestic	Constant	Previous Reading	Current Reading	Volume (Cu. Ft.)	Rate Desc.
e/o Wilt Rd. n/o Dos Ninos Ave.	10.000	11316073	11393042	769690000	Unbundled

--- DELIVERIES ---

	Rate Per AF	Volume AF	Amount
Tier 1 Supply Rate	73.00	17,669.7	1,289,888.10
System Access Rate	152.00	17,669.7	2,685,794.40
Water Stewardship Rate	25.00	17,669.7	441,742.50
System Power Rate	81.00	17,669.7	1,431,245.70
Delivery Subtotal		17,669.7	5,848,670.70

--- ADJUSTMENT ---

	Rate Per AF	Volume AF	Amount
Mar 2006 adj full service to agr voided	331.00	9.4	3,111.40
Mar 2006 adj full service to agr voided (City of San Diego)	241.00	-9.4	-2,265.40
Apr 2006 adj full service to agr voided	331.00	11.0	3,641.00
Apr 2006 adj full service to agr voided (City of San Diego)	241.00	-11.0	-2,651.00
May 2006 adj full service to agr	331.00	-189.0	-62,559.00
May 2006 adj full service to agr (Oceanside)	241.00	189.0	45,549.00
Jun 2006 adj full service to agr	331.00	-342.5	-113,367.50
Jun 2006 adj full service to agr (Escondido)	241.00	342.5	82,542.50
Jun 2006 adj full service to agr	331.00	-70.0	-23,170.00
Jun 2006 adj full service to agr (Olivenhain)	241.00	70.0	16,870.00
Jun 2006 adj full service to agr	331.00	-37.9	-12,544.90
Jun 2006 adj full service to agr (Ramona)	241.00	37.9	9,133.90
Jun 2006 adj full service to agr	331.00	-24.8	-8,208.80
Jun 2006 adj full service to agr (City of San Diego)	241.00	24.8	5,976.80
Jun 2006 adj full service to agr	331.00	-12.7	-4,203.70
Jun 2006 adj full service to agr (Santa Fe Irrigation)	241.00	12.7	3,060.70
Jul 2006 adj iid xfer to sdcwa	331.00	-3,333.3	-1,103,322.30
Jul 2006 adj iid xfer to sdcwa (San Diego CWA)	258.00		859,991.40
JUL 2006 ADJ Surface Storage TO Scheduled SOLD (San Diego CWA)	261.00	841.7	219,683.70
JUL 2006 ADJ Surface Storage TO Scheduled SOLD (San Diego CWA)	261.00	906.4	236,570.40
JUL 2006 ADJ Surface Storage TO Scheduled SOLD (San Diego CWA)	261.00	147.8	38,575.80
JUL 2006 ADJ Surface Storage TO Scheduled SOLD (San Diego CWA)	261.00	4,212.0	1,099,332.00
JUL 2006 ADJ Surface Storage TO Scheduled SOLD (San Diego CWA)	261.00	2,047.2	534,319.20
JUL 2006 ADJ Surface Storage TO Scheduled SOLD (San Diego CWA)	261.00	5,437.4	1,419,161.40
Adjustment Subtotal		10,259.2	3,245,226.60
SD-11 Total		27,928.9	9,093,897.30

Meter No SD-DS1

Desalted	Constant	Previous Reading	Current Reading	Volume (Cu. Ft.)	Rate Desc.
Desalted		N/A	N/A	N/A	Unbundled

--- ADJUSTMENT ---

	Rate Per AF	Volume AF	Amount
Jul 2006 lppds contribution	250.00	225.4	-56,350.00
Adjustment Subtotal		225.4	-56,350.00

Agency Name	Invoice No.	Rev.	Bill Period	Page No.	Mailed On	Due On
San Diego County Water Authority	5408	0	July 2006	5 of 7	08-10-06	09-29-06

SD-DS1 Total 225.4 -56,350.00

Meter No SD-GRP1

Recovered	Constant	Previous Reading	Current Reading	Volume (Cu. Ft.)	Rate Desc.
Recovered Greenbelt		N/A	N/A	N/A	Unbundled

--- ADJUSTMENT ---

	Rate Per AF	Volume AF	Amount
JUL 2006 GRP	479.00	270.4	129,521.60
JUL 2006 GRP	729.00		-197,121.60
Adjustment Subtotal		270.4	-67,600.00
SD-GRP1 Total		270.4	-67,600.00

Meter No SD-RCL1

Reclaimed	Constant	Previous Reading	Current Reading	Volume (Cu. Ft.)	Rate Desc.
Reclaimed		N/A	N/A	N/A	Unbundled

--- ADJUSTMENT ---

	Rate Per AF	Volume AF	Amount
Jul 2006 lrp contribution	250.00	62.8	-15,700.00
Adjustment Subtotal		62.8	-15,700.00
SD-RCL1 Total		62.8	-15,700.00

Meter No SD-RCL10

Reclaimed	Constant	Previous Reading	Current Reading	Volume (Cu. Ft.)	Rate Desc.
No Address 1		N/A	N/A	N/A	Unbundled

--- ADJUSTMENT ---

	Rate Per AF	Volume AF	Amount
Jun 2006 contribution	200.00	202.1	-40,420.00
Adjustment Subtotal		202.1	-40,420.00
SD-RCL10 Total		202.1	-40,420.00

Meter No SD-RCL11

Reclaimed	Constant	Previous Reading	Current Reading	Volume (Cu. Ft.)	Rate Desc.
Reclaimed		N/A	N/A	N/A	Unbundled

--- ADJUSTMENT ---

	Rate Per AF	Volume AF	Amount
Jul 2006 contribution	250.00	46.1	-11,525.00
Adjustment Subtotal		46.1	-11,525.00
SD-RCL11 Total		46.1	-11,525.00

Meter No SD-RCL12

Reclaimed	Constant	Previous Reading	Current Reading	Volume (Cu. Ft.)	Rate Desc.
Reclaimed		N/A	N/A	N/A	Unbundled

--- ADJUSTMENT ---

	Rate Per AF	Volume AF	Amount
Jun 2006 lrp contribution	250.00	87.9	-21,975.00
Adjustment Subtotal		87.9	-21,975.00
SD-RCL12 Total		87.9	-21,975.00

Agency Name	Invoice No.	Rev.	Bill Period	Page No.	Mailed On	Due On
San Diego County Water Authority	5408	0	July 2006	6 of 7	08-10-06	09-29-06

Meter No SD-RCL13						
Reclaimed	Constant	Previous Reading	Current Reading	Volume (Cu. Ft.)	Rate Desc.	
Reclaimed		N/A	N/A	N/A	Unbundled	
--- ADJUSTMENT ---				Rate Per AF	Volume AF	Amount
Jul 2006 contribution			250.00	176.7	-44,175.00	
Adjustment Subtotal				176.7	-44,175.00	
SD-RCL13 Total				176.7	-44,175.00	

Meter No SD-RCL14						
Reclaimed	Constant	Previous Reading	Current Reading	Volume (Cu. Ft.)	Rate Desc.	
Reclaimed		N/A	N/A	N/A	Unbundled	
--- ADJUSTMENT ---				Rate Per AF	Volume AF	Amount
Jul 2006 contribution			149.00	244.3	-36,400.70	
Adjustment Subtotal				244.3	-36,400.70	
SD-RCL14 Total				244.3	-36,400.70	

Meter No SD-RCL15						
Reclaimed	Constant	Previous Reading	Current Reading	Volume (Cu. Ft.)	Rate Desc.	
Reclaimed		N/A	N/A	N/A	Unbundled	
--- ADJUSTMENT ---				Rate Per AF	Volume AF	Amount
Jul 2006 contribution			150.00	83.4	-12,510.00	
Adjustment Subtotal				83.4	-12,510.00	
SD-RCL15 Total				83.4	-12,510.00	

Meter No SD-RCL5						
Reclaimed	Constant	Previous Reading	Current Reading	Volume (Cu. Ft.)	Rate Desc.	
Reclaimed		N/A	N/A	N/A	Unbundled	
--- ADJUSTMENT ---				Rate Per AF	Volume AF	Amount
APR 2006 LPPRE			113.00	11.0	1,243.00	
APR 2006 LPPRE			267.00		-2,937.00	
MAY 2006 LPPRE			113.00	21.8	2,463.40	
MAY 2006 LPPRE			267.00		-5,820.60	
JUN 2006 LPPRE			113.00	25.7	2,904.10	
JUN 2006 LPPRE			267.00		-6,861.90	
Adjustment Subtotal				58.5	-9,009.00	
SD-RCL5 Total				58.5	-9,009.00	

Meter No SD-RCL6						
Reclaimed	Constant	Previous Reading	Current Reading	Volume (Cu. Ft.)	Rate Desc.	
Reclaimed		N/A	N/A	N/A	Unbundled	
--- ADJUSTMENT ---				Rate Per AF	Volume AF	Amount
Jun 2006 lrp contribution			185.00	105.6	-19,536.00	
Adjustment Subtotal				105.6	-19,536.00	

Agency Name	Invoice No.	Rev.	Bill Period	Page No.	Mailed On	Due On
San Diego County Water Authority	5408	0	July 2006	7 of 7	08-10-06	09-29-06

SD-RCL6 Total 105.6 -19,536.00

Meter No SD-RCL8

Reclaimed	Constant	Previous Reading	Current Reading	Volume (Cu. Ft.)	Rate Desc.
Reclaimed		N/A	N/A	N/A	Unbundled

--- ADJUSTMENT ---

	Rate Per AF	Volume AF	Amount
Jun 2006 lrp contribution	200.00	220.3	-44,060.00
Adjustment Subtotal		<u>220.3</u>	<u>-44,060.00</u>
SD-RCL8 Total		220.3	-44,060.00

Meter No SD-RCL9

Reclaimed	Constant	Previous Reading	Current Reading	Volume (Cu. Ft.)	Rate Desc.
		N/A	N/A	N/A	Unbundled

--- ADJUSTMENT ---

	Rate Per AF	Volume AF	Amount
JUL 2006 LPPRE	113.00	27.5	3,107.50
JUL 2006 LPPRE	267.00		-7,342.50
Adjustment Subtotal		<u>27.5</u>	<u>-4,235.00</u>
SD-RCL9 Total		27.5	-4,235.00

Meter No SDTJ-01A

Treated Domestic	Constant	Previous Reading	Current Reading	Volume (Cu. Ft.)	Rate Desc.
San Diego-Tijuana	133.68	166987	166987	0	Unbundled

--- DELIVERIES ---


	Rate Per AF	Volume AF	Amount
Delivery Subtotal		<u>0.0</u>	<u>0.00</u>
SDTJ-01A Total		0.0	0.00

--- OTHER CHARGES AND CREDITS ---

Conservation Ag.# 55708 Amount -203,627.50

VOLUME TOTAL	INVOICE TOTAL
74,909.2	\$26,859,775.00

This invoice was printed on 8/7/2006 at 2:25:10PM

**MWD**

METROPOLITAN WATER DISTRICT OF SOUTHERN CALIFORNIA

700 North Alameda Street

Los Angeles, CA, 90012-2944

INVOICE**Billed To:**

San Diego County Water Authority

**Service Address**4677 Overland Avenue
San Diego, CA 92123-1233

August 2006

Page No. 1 of 2

Mailed: 09/08/2006

Due Date: 10/31/2006

Invoice Number: 5436

Revision: 0

NOTICE

The MWD Administrative Code Section 4507 and 4508 require that payment must be made in "Good Funds" by the due date or the payment will be considered delinquent and an additional charge shall be assessed.

DELIVERIES

	Volume (AF)
Total Water Treated Delivered	28,996.4
Total Water Untreated Delivered	29,200.5

SALES

	Type	Volume (AF)	Rate (\$ /AF)	Total (\$)
Full Service	Tier 1 Supply Rate	38,682.3	\$73.00	\$2,823,807.90
	System Access Rate	38,682.3	\$152.00	\$5,879,709.60
	Water Stewardship Rate	38,682.3	\$25.00	\$967,057.50
	System Power Rate	38,682.3	\$81.00	\$3,133,266.30
	Treatment Surcharge	13,919.2	\$122.00	\$1,698,142.40
Adjust Full Service Prior Rates				
Certification(s) for 200501 to 200512 for Domestic	Treated	-5.3	\$443.00	(\$2,347.90)
IAWP	Treated	15,147.6		\$5,134,983.40
	Untreated	1,104.1		\$266,088.10
SUBTOTAL				\$19,900,707.30

MISCELLANEOUS SALES

	Volume (AF)	Total (\$)
Surface Storage Operating Agreement - TR, Scheduled	63.0	\$24,129.00
Surface Storage Operating Agreement - UT, Scheduled	10,098.0	\$2,635,578.00
		\$2,659,707.00

WATER MANAGEMENT

	Volume (AF)	Total (\$)
Local Resource Programs	2,160.6	(\$448,489.80)
SUBTOTAL		(\$448,489.80)

EXCHANGES, WHEELING, AND OTHER DELIVERIES

	Volume (AF)	Total (\$)
IID San Diego Exchange UnTreated	3,333.3	\$859,991.40
		\$859,991.40

OTHER CHARGES AND CREDITS

	Rate (\$ /AF)	Total (\$)
Conservation Credit		(\$52,592.99)
SUBTOTAL		(\$52,592.99)

ADDITIONAL INFORMATION

	Volume (AF)	Tier1 %	Peak Day	Flow (CFS)
Purchase Order Commitment (Jan 2003 to Dec 2012)	3,342,570.6			
Purchase Order Firm Delivery To Date (Jan 2003 to Dec 2012)	1,818,161.9			
Tier 1 Annual Limit (For Current Calendar Year)	501,385.6			
Tier 1 YTD Deliveries (For Current Calendar Year)	306,486.2	61.0		
Tier 1 Current Month Deliveries	48,843.3			
Capacity Charge				1,296.0

MWD2010-00274934

Agency Name	Invoice No.	Rev.	Bill Period	Page No.	Mailed On	Due On
San Diego County Water Authority	5436	0	August 2006	2 of 2	09-08-06	10-31-06

INVOICE TOTAL

Volume AF
67,250.3

Amount Now Due
\$22,919,322.91

Note: Amount Due is based on highlighted fields.



MWD
 METROPOLITAN WATER DISTRICT OF SOUTHERN CALIFORNIA
 700 North Alameda Street
 Los Angeles, CA, 90012-2944

INVOICE DETAIL

NOTICE

The MWD Administrative Code Section 4507 and 4508 require that payment must be made in "Good Funds" by the due date or the payment will be considered delinquent and an additional charge shall be assessed.

IN ACCORDANCE WITH READINGS AND BILLING DATA LISTED BELOW:

Agency Name	Invoice No.	Rev.	Bill Period	Page No.	Mailed On	Due On
San Diego County Water Authority	5436	0	August 2006	1 of 7	09-08-06	10-31-06

Meter No CM-10

Treated	Constant	Previous Reading	Current Reading	Volume (Cu. Ft.)	Rate Desc.
Treated Domestic		0	0	0	Unbundled

--- ADJUSTMENT ---

	Rate Per AF	Volume AF	Amount
AUG 2006 - OC to SD Transfer	453.00	65.1	29,490.30
Adjustment Subtotal		65.1	29,490.30
CM-10 Total		65.1	29,490.30

Meter No SD-01A

Treated Domestic	Constant	Previous Reading	Current Reading	Volume (Cu. Ft.)	Rate Desc.
Rainbow Cyn. Rd. e/o Frontage Rd.	1,000	19073180	19282068	208888000	Unbundled

--- DELIVERIES ---

	Rate Per AF	Volume AF	Amount
Tier 1 Supply Rate	73.00	4,795.4	350,064.20
System Access Rate	152.00	4,795.4	728,900.80
Water Stewardship Rate	25.00	4,795.4	119,885.00
System Power Rate	81.00	4,795.4	388,427.40
Treatment Surcharge	122.00	4,795.4	585,038.80
Delivery Subtotal		4,795.4	2,172,316.20
SD-01A Total		4,795.4	2,172,316.20

Meter No SD-01B

Treated Domestic	Constant	Previous Reading	Current Reading	Volume (Cu. Ft.)	Rate Desc.
Rainbow Cyn. Rd. e/o Frontage Rd.	1,000	18732496	18940944	208448000	Unbundled

--- DELIVERIES ---

	Rate Per AF	Volume AF	Amount
Tier 1 Supply Rate	73.00	4,785.3	349,326.90
System Access Rate	152.00	4,785.3	727,365.60
Water Stewardship Rate	25.00	4,785.3	119,632.50
System Power Rate	81.00	4,785.3	387,609.30
Treatment Surcharge	122.00	4,785.3	583,806.60
Delivery Subtotal		4,785.3	2,167,740.90
SD-01B Total		4,785.3	2,167,740.90

Agency Name	Invoice No.	Rev	Bill Period	Page No.	Mailed On	Due On
San Diego County Water Authority	5436	0	August 2006	2 of 7	09-08-06	10-31-06

Meter No SD-02

Treated Domestic	Constant	Previous Reading	Current Reading	Volume (Cu. Ft.)	Rate Desc.
w/o Rainbow Glen Rd.	100	17562948	17848644	28569600	Unbundled

--- DELIVERIES ---				Rate Per AF	Volume AF	Amount
Tier 1 Supply Rate				73.00	655.9	47,880.70
System Access Rate				152.00	655.9	99,696.80
Water Stewardship Rate				25.00	655.9	16,397.50
System Power Rate				81.00	655.9	53,127.90
Treatment Surcharge				122.00	655.9	80,019.80
Delivery Subtotal					655.9	297,122.70
SD-02 Total					655.9	297,122.70

Meter No SD-03

Untreated Domestic	Constant	Previous Reading	Current Reading	Volume (Cu. Ft.)	Rate Desc.
Rainbow Cyn. Rd. e/o Frontage Rd.	1.000	56721584	57226264	504680000	Unbundled

--- DELIVERIES ---				Rate Per AF	Volume AF	Amount
Tier 1 Supply Rate				73.00	11,585.9	845,770.70
System Access Rate				152.00	11,585.9	1,761,056.80
Water Stewardship Rate				25.00	11,585.9	289,647.50
System Power Rate				81.00	11,585.9	938,457.90
Delivery Subtotal					11,585.9	3,834,932.90
SD-03 Total					11,585.9	3,834,932.90

Meter No SD-05

Treated Domestic	Constant	Previous Reading	Current Reading	Volume (Cu. Ft.)	Rate Desc.
s/o Reche Rd. w/o Wilt Rd.	100	5534227	5651897	11767000	Unbundled

--- DELIVERIES ---				Rate Per AF	Volume AF	Amount
Tier 1 Supply Rate				73.00	270.1	19,717.30
System Access Rate				152.00	270.1	41,055.20
Water Stewardship Rate				25.00	270.1	6,752.50
System Power Rate				81.00	270.1	21,878.10
Treatment Surcharge				122.00	270.1	32,952.20
Delivery Subtotal					270.1	122,355.30
SD-05 Total					270.1	122,355.30

Meter No SD-07

Treated Domestic	Constant	Previous Reading	Current Reading	Volume (Cu. Ft.)	Rate Desc.
e/o Wilt Rd. n/o Dos Ninos Ave.	1.000	96070064	96847960	777896000	Unbundled

--- DELIVERIES ---				Rate Per AF	Volume AF	Amount
Tier 1 Supply Rate				73.00	17,858.0	1,303,634.00
System Access Rate				152.00	17,858.0	2,714,416.00
Water Stewardship Rate				25.00	17,858.0	446,450.00
System Power Rate				81.00	17,858.0	1,446,498.00
Treatment Surcharge				122.00	17,858.0	2,178,676.00
Delivery Subtotal					17,858.0	8,089,674.00

--- ADJUSTMENT ---				Rate Per AF	Volume AF	Amount
Jul 2005 adj full service to agr voided				443.00	9.8	4,341.40

Agency Name	Invoice No.	Rev	Bill Period	Page No.	Mailed On	Due On
San Diego County Water Authority	5436	0	August 2006	3 of 7	09-08-06	10-31-06

--- ADJUSTMENT ---

	Rate Per AF	Volume AF	Amount
Jul 2005 adj full service to agr voided (Otay)	329.00	-9.8	-3,224.20
Jul 2005 adj full service to agr	443.00	-10.7	-4,740.10
Jul 2005 adj full service to agr (Otay)	329.00	10.7	3,520.30
Aug 2005 adj full service to agr voided	443.00	11.0	4,873.00
Aug 2005 adj full service to agr voided (Otay)	329.00	-11.0	-3,619.00
Aug 2005 adj full service to agr	443.00	-15.4	-6,822.20
Aug 2005 adj full service to agr (Otay)	329.00	15.4	5,066.60
Apr 2006 adj full service to agr voided	453.00	2.7	1,223.10
Apr 2006 adj full service to agr voided (Otay)	339.00	-2.7	-915.30
Apr 2006 adj full service to agr	453.00	-2.8	-1,268.40
Apr 2006 adj full service to agr (Otay)	339.00	2.8	949.20
May 2006 adj full service to agr voided	453.00	5.8	2,627.40
May 2006 adj full service to agr voided (Otay)	339.00	-5.8	-1,966.20
May 2006 adj full service to agr	453.00	-5.9	-2,672.70
May 2006 adj full service to agr (Otay)	339.00	5.9	2,000.10
Jun 2006 adj full service to agr	453.00	-47.4	-21,472.20
Jun 2006 adj full service to agr (Oceanside)	339.00	47.4	16,068.60
Jun 2006 adj full service to agr	453.00	-4,184.0	-1,895,352.00
Jun 2006 adj full service to agr (Valley Center)	339.00	4,184.0	1,418,376.00
Jul 2006 adj full service to agr	453.00	-1,353.9	-613,316.70
Jul 2006 adj full service to agr (Fallbrook)	339.00	1,353.9	458,972.10
Jul 2006 adj full service to agr	453.00	-156.3	-70,803.90
Jul 2006 adj full service to agr (Oceanside)	339.00	156.3	52,985.70
Jul 2006 adj full service to agr	453.00	-23.1	-10,464.30
Jul 2006 adj full service to agr (Olivenhain)	339.00	23.1	7,830.90
Jul 2006 adj full service to agr	453.00	-10.8	-4,892.40
Jul 2006 adj full service to agr (Otay)	339.00	10.8	3,661.20
Jul 2006 adj full service to agr	453.00	-2,809.1	-1,272,522.30
Jul 2006 adj full service to agr (Rainbow)	339.00	2,809.1	952,284.90
Jul 2006 adj full service to agr	453.00	-436.2	-197,598.60
Jul 2006 adj full service to agr (Ramona)	339.00	436.2	147,871.80
Jul 2006 adj full service to agr	453.00	-6.0	-2,718.00
Jul 2006 adj full service to agr (City of San Diego)	339.00	6.0	2,034.00
Jul 2006 adj full service to agr	453.00	-329.5	-149,263.50
Jul 2006 adj full service to agr (Vallecitos)	339.00	329.5	111,700.50
Jul 2006 adj full service to agr	453.00	-63.7	-28,856.10
Jul 2006 adj full service to agr (Vista)	339.00	63.7	21,594.30
Jul 2006 adj full service to agr	453.00	-602.6	-272,977.80
Jul 2006 adj full service to agr (Yuima)	339.00	602.6	204,281.40
Jul 2006 adj full service to agr	453.00	-5,119.5	-2,319,133.50
Jul 2006 adj full service to agr (Valley Center)	339.00	5,119.5	1,735,510.50
AUG 2006 ADJ Surface Storage TO Scheduled SOLD (San Diego CWA)	383.00	22.1	8,464.30
AUG 2006 ADJ Surface Storage TO Scheduled SOLD (San Diego CWA)	383.00	2.3	880.90
AUG 2006 ADJ Surface Storage TO Scheduled SOLD (San Diego CWA)	383.00	5.5	2,106.50
AUG 2006 ADJ Surface Storage TO Scheduled SOLD (San Diego CWA)	383.00	1.0	383.00
AUG 2006 ADJ Surface Storage TO Scheduled SOLD (San Diego CWA)	383.00	3.0	1,149.00
AUG 2006 ADJ Surface Storage TO Scheduled SOLD (San Diego CWA)	383.00	4.0	1,532.00
AUG 2006 ADJ Surface Storage TO Scheduled SOLD (San Diego CWA)	383.00	5.0	1,915.00
AUG 2006 ADJ Surface Storage TO Scheduled SOLD (San Diego CWA)	383.00	2.0	766.00
AUG 2006 ADJ Surface Storage TO Scheduled SOLD (San Diego CWA)	383.00	1.0	383.00
AUG 2006 ADJ Surface Storage TO Scheduled SOLD (San Diego CWA)	383.00	7.0	2,681.00
AUG 2006 ADJ Surface Storage TO Scheduled SOLD (San Diego CWA)	383.00	10.1	3,868.30

Adjustment Subtotal 63.0 -1,702,697.40

SD-07 Total 17,921.0 6,386,976.60

Meter No SD-08

Treated Domestic	Constant	Previous Reading	Current Reading	Volume (Cu. Ft.)	Rate Desc.
n/o Red Mtn. n/o Mission Rd	100	27704968	27947902	24293400	Unbundled

--- DELIVERIES ---

Rate Per AF	Volume AF	Amount
-------------	-----------	--------

Agency Name	Invoice No.	Rev.	Bill Period	Page No.	Mailed On	Due On
San Diego County Water Authority	5436	0	August 2006	4 of 7	09-08-06	10-31-06

--- DELIVERIES ---

	Rate Per AF	Volume AF	Amount
Tier 1 Supply Rate	73.00	557.7	40,712.10
System Access Rate	152.00	557.7	84,770.40
Water Stewardship Rate	25.00	557.7	13,942.50
System Power Rate	81.00	557.7	45,173.70
Treatment Surcharge	122.00	557.7	68,039.40
Delivery Subtotal		557.7	252,638.10
SD-08 Total		557.7	252,638.10

Meter No SD-09

Treated Domestic	Constant	Previous Reading	Current Reading	Volume (Cu. Ft.)	Rate Desc.
w/o Rainbow Glen. Rd. n/o Red Mtn.	100	6894062	6926310	3224800	Unbundled

--- DELIVERIES ---

	Rate Per AF	Volume AF	Amount
Tier 1 Supply Rate	73.00	74.0	5,402.00
System Access Rate	152.00	74.0	11,248.00
Water Stewardship Rate	25.00	74.0	1,850.00
System Power Rate	81.00	74.0	5,994.00
Treatment Surcharge	122.00	74.0	9,028.00
Delivery Subtotal		74.0	33,522.00
SD-09 Total		74.0	33,522.00

Meter No SD-11

Untreated Domestic	Constant	Previous Reading	Current Reading	Volume (Cu. Ft.)	Rate Desc.
e/o Wilt Rd. n/o Dos Ninos Ave.	10,000	11393042	11469771	767290000	Unbundled

--- DELIVERIES ---

	Rate Per AF	Volume AF	Amount
Tier 1 Supply Rate	73.00	17,614.6	1,285,865.80
System Access Rate	152.00	17,614.6	2,677,419.20
Water Stewardship Rate	25.00	17,614.6	440,365.00
System Power Rate	81.00	17,614.6	1,426,782.60
Delivery Subtotal		17,614.6	5,830,432.60

--- ADJUSTMENT ---

	Rate Per AF	Volume AF	Amount
Jun 2006 adj full service to agr	331.00	-64.6	-21,382.60
Jun 2006 adj full service to agr (Oceanside)	241.00	64.6	15,568.60
Jul 2006 adj full service to agr	331.00	-557.1	-184,400.10
Jul 2006 adj full service to agr (Escondido)	241.00	557.1	134,261.10
Jul 2006 adj full service to agr	331.00	-199.7	-66,100.70
Jul 2006 adj full service to agr (Oceanside)	241.00	199.7	48,127.70
Jul 2006 adj full service to agr	331.00	-127.2	-42,103.20
Jul 2006 adj full service to agr (Olivenhain)	241.00	127.2	30,655.20
Jul 2006 adj full service to agr	331.00	-79.6	-26,347.60
Jul 2006 adj full service to agr (Ramona)	241.00	79.6	19,183.60
Jul 2006 adj full service to agr	331.00	-37.8	-12,511.80
Jul 2006 adj full service to agr (City of San Diego)	241.00	37.8	9,109.80
Jul 2006 adj full service to agr	331.00	-38.1	-12,611.10
Jul 2006 adj full service to agr (Santa Fe Irrigation)	241.00	38.1	9,182.10
JUL 2006 ADJ Surface Storage TO Scheduled SOLD VOIDED (San Diego CWA)	261.00	-841.7	-219,683.70
JUL 2006 ADJ Surface Storage TO Scheduled SOLD VOIDED (San Diego CWA)	261.00	-906.4	-236,570.40
JUL 2006 ADJ Surface Storage TO Scheduled SOLD VOIDED (San Diego CWA)	261.00	-147.8	-38,575.80
JUL 2006 ADJ Surface Storage TO Scheduled SOLD VOIDED (San Diego CWA)	261.00	-4,212.0	-1,099,332.00
JUL 2006 ADJ Surface Storage TO Scheduled SOLD VOIDED (San Diego CWA)	261.00	-2,047.2	-534,319.20
JUL 2006 ADJ Surface Storage TO Scheduled SOLD VOIDED (San Diego CWA)	261.00	-5,437.4	-1,419,161.40
JUL 2006 ADJ Surface Storage TO Scheduled SOLD (San Diego CWA)	261.00	841.7	219,683.70
JUL 2006 ADJ Surface Storage TO Scheduled SOLD (San Diego CWA)	261.00	906.4	236,570.40
JUL 2006 ADJ Surface Storage TO Scheduled SOLD (San Diego CWA)	261.00	1,939.0	506,079.00

Agency Name	Invoice No.	Rev	Bill Period	Page No.	Mailed On	Due On
San Diego County Water Authority	5436	0	August 2006	5 of 7	09-08-06	10-31-06

--- ADJUSTMENT ---

	Rate Per AF	Volume AF	Amount
JUL 2006 ADJ Surface Storage TO Scheduled SOLD (San Diego CWA)	261.00	147.8	38,575.80
JUL 2006 ADJ Surface Storage TO Scheduled SOLD (San Diego CWA)	261.00	4,212.0	1,099,332.00
JUL 2006 ADJ Surface Storage TO Scheduled SOLD (San Diego CWA)	261.00	2,047.2	534,319.20
JUL 2006 ADJ Surface Storage TO Scheduled SOLD (San Diego CWA)	261.00	3,704.4	966,848.40
Aug 2006 adj exch from iid to sdcwa	331.00	-3,333.3	-1,103,322.30
Aug 2006 adj exch from iid to sdcwa (San Diego CWA)	258.00		859,991.40
AUG 2006 ADJ Surface Storage TO Scheduled SOLD (San Diego CWA)	261.00	358.3	93,516.30
AUG 2006 ADJ Surface Storage TO Scheduled SOLD (San Diego CWA)	261.00	3,557.5	928,507.50
AUG 2006 ADJ Surface Storage TO Scheduled SOLD (San Diego CWA)	261.00	1,997.4	521,321.40
AUG 2006 ADJ Surface Storage TO Scheduled SOLD (San Diego CWA)	261.00	2,392.6	624,468.60
AUG 2006 ADJ Surface Storage TO Scheduled SOLD (San Diego CWA)	261.00	1,586.2	413,998.20
Adjustment Subtotal		6,764.7	2,292,878.10

SD-11 Total 24,379.3 8,123,310.70

Meter No SD-DS1

Desalted	Constant	Previous Reading	Current Reading	Volume (Cu. Ft.)	Rate Desc.
Desalted		N/A	N/A	N/A	Unbundled

--- ADJUSTMENT ---

	Rate Per AF	Volume AF	Amount
Aug 2006 lppds contribution	250.00	214.2	-53,550.00
Adjustment Subtotal		214.2	-53,550.00

SD-DS1 Total 214.2 -53,550.00

Meter No SD-GRP1

Recovered	Constant	Previous Reading	Current Reading	Volume (Cu. Ft.)	Rate Desc.
Recovered Greenbelt		N/A	N/A	N/A	Unbundled

--- ADJUSTMENT ---

	Rate Per AF	Volume AF	Amount
AUG 2006 GRP	479.00	198.4	95,033.60
AUG 2006 GRP	729.00		-144,633.60
Adjustment Subtotal		198.4	-49,600.00

SD-GRP1 Total 198.4 -49,600.00

Meter No SD-RCL1

Reclaimed	Constant	Previous Reading	Current Reading	Volume (Cu. Ft.)	Rate Desc.
Reclaimed		N/A	N/A	N/A	Unbundled

--- ADJUSTMENT ---

	Rate Per AF	Volume AF	Amount
Aug 2006 lrp contribution	250.00	62.6	-15,650.00
Adjustment Subtotal		62.6	-15,650.00

SD-RCL1 Total 62.6 -15,650.00

Meter No SD-RCL10

Reclaimed	Constant	Previous Reading	Current Reading	Volume (Cu. Ft.)	Rate Desc.
No Address 1		N/A	N/A	N/A	Unbundled

--- ADJUSTMENT ---

	Rate Per AF	Volume AF	Amount
Jul 2006 contribution	200.00	549.5	-109,900.00
Adjustment Subtotal		549.5	-109,900.00

Agency Name	Invoice No.	Rev.	Bill Period	Page No.	Mailed On	Due On
San Diego County Water Authority	5436	0	August 2006	6 of 7	09-08-06	10-31-06

SD-RCL10 Total 549.5 -109,900.00

Meter No SD-RCL11

Reclaimed	Constant	Previous Reading	Current Reading	Volume (Cu. Ft.)	Rate Desc.
Reclaimed		N/A	N/A	N/A	Unbundled

--- ADJUSTMENT ---

	Rate Per AF	Volume AF	Amount
Aug 2006 contribution	250.00	51.6	-12,900.00
Adjustment Subtotal		<u>51.6</u>	<u>-12,900.00</u>
SD-RCL11 Total		51.6	-12,900.00

Meter No SD-RCL12

Reclaimed	Constant	Previous Reading	Current Reading	Volume (Cu. Ft.)	Rate Desc.
Reclaimed		N/A	N/A	N/A	Unbundled

--- ADJUSTMENT ---

	Rate Per AF	Volume AF	Amount
Jul 2006 lrp contribution	250.00	84.7	-21,175.00
Adjustment Subtotal		<u>84.7</u>	<u>-21,175.00</u>
SD-RCL12 Total		84.7	-21,175.00

Meter No SD-RCL13

Reclaimed	Constant	Previous Reading	Current Reading	Volume (Cu. Ft.)	Rate Desc.
Reclaimed		N/A	N/A	N/A	Unbundled

--- ADJUSTMENT ---

	Rate Per AF	Volume AF	Amount
Aug 2006 contribution	250.00	176.9	-44,225.00
Adjustment Subtotal		<u>176.9</u>	<u>-44,225.00</u>
SD-RCL13 Total		176.9	-44,225.00

Meter No SD-RCL14

Reclaimed	Constant	Previous Reading	Current Reading	Volume (Cu. Ft.)	Rate Desc.
Reclaimed		N/A	N/A	N/A	Unbundled

--- ADJUSTMENT ---

	Rate Per AF	Volume AF	Amount
Aug 2006 contribution	149.00	300.3	-44,744.70
Adjustment Subtotal		<u>300.3</u>	<u>-44,744.70</u>
SD-RCL14 Total		300.3	-44,744.70

Meter No SD-RCL15

Reclaimed	Constant	Previous Reading	Current Reading	Volume (Cu. Ft.)	Rate Desc.
Reclaimed		N/A	N/A	N/A	Unbundled

--- ADJUSTMENT ---

	Rate Per AF	Volume AF	Amount
Aug 2006 contribution	150.00	98.8	-14,820.00
Adjustment Subtotal		<u>98.8</u>	<u>-14,820.00</u>
SD-RCL15 Total		98.8	-14,820.00

Agency Name	Invoice No.	Rev.	Bill Period	Page No.	Mailed On	Due On
San Diego County Water Authority	5436	0	August 2006	7 of 7	09-08-06	10-31-06

Meter No SD-RCL5

Reclaimed	Constant	Previous Reading	Current Reading	Volume (Cu. Ft.)	Rate Desc.
		N/A	N/A	N/A	Unbundled

--- ADJUSTMENT ---

	Rate Per AF	Volume AF	Amount
JUL 2006 LPPRE	113.00	24.4	2,757.20
JUL 2006 LPPRE	267.00		-6,514.80
Adjustment Subtotal		24.4	-3,757.60
SD-RCL5 Total		24.4	-3,757.60

Meter No SD-RCL6

Reclaimed	Constant	Previous Reading	Current Reading	Volume (Cu. Ft.)	Rate Desc.
Reclaimed		N/A	N/A	N/A	Unbundled

--- ADJUSTMENT ---

	Rate Per AF	Volume AF	Amount
Jul 2006 lrp contribution	185.00	111.5	-20,627.50
Adjustment Subtotal		111.5	-20,627.50
SD-RCL6 Total		111.5	-20,627.50

Meter No SD-RCL8

Reclaimed	Constant	Previous Reading	Current Reading	Volume (Cu. Ft.)	Rate Desc.
Reclaimed		N/A	N/A	N/A	Unbundled

--- ADJUSTMENT ---

	Rate Per AF	Volume AF	Amount
Jul 2006 lrp contribution	200.00	287.7	-57,540.00
Adjustment Subtotal		287.7	-57,540.00
SD-RCL8 Total		287.7	-57,540.00

Meter No SDTJ-01A

Treated Domestic	Constant	Previous Reading	Current Reading	Volume (Cu. Ft.)	Rate Desc.
San Diego-Tijuana	133.68	166987	166987	0	Unbundled

--- DELIVERIES ---

	Rate Per AF	Volume AF	Amount
Delivery Subtotal		0.0	0.00
SDTJ-01A Total		0.0	0.00

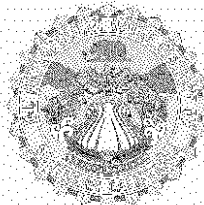
--- OTHER CHARGES AND CREDITS ---

Conservation Ag.# 55708

-52,592.99

VOLUME TOTAL	INVOICE TOTAL
67,250.3	\$22,919,322.91

This invoice was printed on 9/8/2006 at 9:05:47AM



MWD
METROPOLITAN WATER DISTRICT OF SOUTHERN CALIFORNIA
 700 North Alameda Street
 Los Angeles, CA, 90012-2944

INVOICE**Billed To:**

San Diego County Water Authority

**Service Address**

4677 Overland Avenue
 San Diego, CA 92123-1233

September 2006	Page No. 1 of 2
Mailed: 10/10/2006	Due Date: 11/30/2006
Invoice Number: 5464.	Revision: 0

NOTICE

The MWD Administrative Code Section 4507 and 4508 require that payment must be made in "Good Funds" by the due date or the payment will be considered delinquent and an additional charge shall be assessed.

DELIVERIES

	Volume (AF)
Total Water Treated Delivered	27,963.3
Total Water Untreated Delivered	28,162.1

SALES

	Type	Volume (AF)	Rate (\$ /AF)	Total (\$)
Full Service	Tier 1 Supply Rate	39,867.8	\$73.00	\$2,910,349.40
	System Access Rate	39,867.8	\$152.00	\$6,059,905.60
	Water Stewardship Rate	39,867.8	\$25.00	\$996,695.00
	System Power Rate	39,867.8	\$81.00	\$3,229,291.80
	Treatment Surcharge	16,826.5	\$122.00	\$2,052,833.00
Adjust Full Service Prior Rates				
Certification(s) for 200501 to 200512 for Domestic	Untreated	4.9	\$331.00	\$1,621.90
IAWP	Treated	11,199.5		\$3,796,630.50
	Untreated	1,031.8		\$248,663.80
SUBTOTAL				\$19,295,991.00

MISCELLANEOUS SALES

Surface Storage Operating Agreement - UT, Scheduled	12,899.6	\$3,371,967.10
		\$3,371,967.10

WATER MANAGEMENT

	Volume (AF)	Total (\$)
Local Resource Programs	1,815.7	(\$393,840.80)
SUBTOTAL		(\$393,840.80)

EXCHANGES, WHEELING, AND OTHER DELIVERIES

IID San Diego Exchange UnTreated	3,333.4	\$860,017.20
		\$860,017.20

OTHER CHARGES AND CREDITS

		Rate (\$ /AF)	
Tier 2 Surcharge for 2004	-1,034.3	\$81.00	(\$83,778.30)
Miscellaneous Debit/Credit (See Detail)			(\$443,012.06)
SUBTOTAL			(\$526,790.36)

ADDITIONAL INFORMATION

	Volume (AF)	Tier1 %	Peak Day	Flow (CFS)
Purchase Order Commitment (Jan 2003 to Dec 2012)	3,342,570.6			
Purchase Order Firm Delivery To Date (Jan 2003 to Dec 2012)	1,870,934.2			
Tier 1 Annual Limit (For Current Calendar Year)	501,385.6			
Tier 1 YTD Deliveries (For Current Calendar Year)	360,287.9	72.0		
Tier 1 Current Month Deliveries	53,801.7			
Capacity Charge				1,296.0

MWD2010-00274943

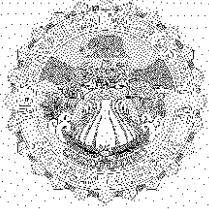
Agency Name	Invoice No.	Rev.	Bill Period	Page No.	Mailed On	Due On
San Diego County Water Authority	5464	0	September 2006	2 of 2	10-10-06	11-30-06

INVOICE TOTAL

Volume AF
66,819.3

Amount Now Due
\$22,607,344.14

Note: Amount Due is based on highlighted fields.



MWD
 METROPOLITAN WATER DISTRICT OF SOUTHERN CALIFORNIA
 700 North Alameda Street
 Los Angeles, CA, 90012-2944

INVOICE DETAIL

NOTICE

The MWD Administrative Code Section 4507 and 4508 require that payment must be made in "Good Funds" by the due date or the payment will be considered delinquent and an additional charge shall be assessed.

IN ACCORDANCE WITH READINGS AND BILLING DATA LISTED BELOW

Agency Name	Invoice No.	Rev.	Bill Period	Page No.	Mailed On	Due On
San Diego County Water Authority	5464	0	September 2006	1 of 9	10-10-06	11-30-06

Meter No CM-10						
Treated	Constant	Previous Reading	Current Reading	Volume (Cu. Ft.)	Rate Desc	
Treated Domestic		0	0	0	Unbundled	

--- ADJUSTMENT ---				Rate Per AF	Volume AF	Amount
SEP 2006 - OC to SD Transfer.				453.00	62.7	28,403.10
Adjustment Subtotal					62.7	28,403.10
CM-10 Total					62.7	28,403.10

Meter No SD-01A						
Treated Domestic	Constant	Previous Reading	Current Reading	Volume (Cu. Ft.)	Rate Desc	
Rainbow Cyn. Rd. e/o Frontage Rd.	1.000	19282068	19495164	213096000	Unbundled	

--- DELIVERIES ---				Rate Per AF	Volume AF	Amount
Tier 1 Supply Rate				73.00	4,892.0	357,116.00
System Access Rate				152.00	4,892.0	743,584.00
Water Stewardship Rate				25.00	4,892.0	122,300.00
System Power Rate				81.00	4,892.0	396,252.00
Treatment Surcharge				122.00	4,892.0	596,824.00
Delivery Subtotal					4,892.0	2,216,076.00
SD-01A Total					4,892.0	2,216,076.00

Meter No SD-01B						
Treated Domestic	Constant	Previous Reading	Current Reading	Volume (Cu. Ft.)	Rate Desc	
Rainbow Cyn. Rd. e/o Frontage Rd.	1.000	18940944	19153636	212692000	Unbundled	

--- DELIVERIES ---				Rate Per AF	Volume AF	Amount
Tier 1 Supply Rate				73.00	4,882.7	356,437.10
System Access Rate				152.00	4,882.7	742,170.40
Water Stewardship Rate				25.00	4,882.7	122,067.50
System Power Rate				81.00	4,882.7	395,498.70
Treatment Surcharge				122.00	4,882.7	595,689.40
Delivery Subtotal					4,882.7	2,211,863.10
SD-01B Total					4,882.7	2,211,863.10

Agency Name	Invoice No.	Rev.	Bill Period	Page No.	Mailed On	Due On
San Diego County Water Authority	5464	0	September 2006	2 of 9	10-10-06	11-30-06

Meter No SD-02

Treated Domestic	Constant	Previous Reading	Current Reading	Volume (Cu. Ft.)	Rate Desc.
w/o Rainbow Glen Rd.	100	17848644	18118496	26985200	Unbundled

--- DELIVERIES ---				Rate Per AF	Volume AF	Amount
Tier 1 Supply Rate				73.00	619.5	45,223.50
System Access Rate				152.00	619.5	94,164.00
Water Stewardship Rate				25.00	619.5	15,487.50
System Power Rate				81.00	619.5	50,179.50
Treatment Surcharge				122.00	619.5	75,579.00
Delivery Subtotal					619.5	280,633.50
SD-02 Total					619.5	280,633.50

Meter No SD-03

Untreated Domestic	Constant	Previous Reading	Current Reading	Volume (Cu. Ft.)	Rate Desc.
Rainbow Cyn. Rd. e/o Frontage Rd.	1.000	57226264	57724184	497920000	Unbundled

--- DELIVERIES ---				Rate Per AF	Volume AF	Amount
Tier 1 Supply Rate				73.00	11,430.7	834,441.10
System Access Rate				152.00	11,430.7	1,737,466.40
Water Stewardship Rate				25.00	11,430.7	285,767.50
System Power Rate				81.00	11,430.7	925,886.70
Delivery Subtotal					11,430.7	3,783,561.70
SD-03 Total					11,430.7	3,783,561.70

Meter No SD-05

Treated Domestic	Constant	Previous Reading	Current Reading	Volume (Cu. Ft.)	Rate Desc.
s/o Reche Rd. w/o Wilt Rd.	100	5651897	5760962	10906500	Unbundled

--- DELIVERIES ---				Rate Per AF	Volume AF	Amount
Tier 1 Supply Rate				73.00	250.4	18,279.20
System Access Rate				152.00	250.4	38,060.80
Water Stewardship Rate				25.00	250.4	6,260.00
System Power Rate				81.00	250.4	20,282.40
Treatment Surcharge				122.00	250.4	30,548.80
Delivery Subtotal					250.4	113,431.20
SD-05 Total					250.4	113,431.20

Meter No SD-07

Treated Domestic	Constant	Previous Reading	Current Reading	Volume (Cu. Ft.)	Rate Desc.
e/o Wilt Rd. n/o Dos Ninos Ave.	1.000	96847960	97577112	729152000	Unbundled

--- DELIVERIES ---				Rate Per AF	Volume AF	Amount
Tier 1 Supply Rate				73.00	16,739.0	1,221,947.00
System Access Rate				152.00	16,739.0	2,544,328.00
Water Stewardship Rate				25.00	16,739.0	418,475.00
System Power Rate				81.00	16,739.0	1,355,859.00
Treatment Surcharge				122.00	16,739.0	2,042,158.00
Delivery Subtotal					16,739.0	7,582,767.00

--- ADJUSTMENT ---				Rate Per AF	Volume AF	Amount
Jul 2006 adj full service to agr				453.00	-16.9	-7,655.70

Agency Name	Invoice No.	Rev.	Bill Period	Page No.	Mailed On	Due On
San Diego County Water Authority	5464	0	September 2006	3 of 9	10-10-06	11-30-06

--- ADJUSTMENT ---

	Rate Per AF	Volume AF	Amount
Jul 2006 adj full service to agr (Padre Dam)	339.00	16.9	5,729.10
Jul 2006 adj full service to agr	453.00	-95.7	-43,352.10
Jul 2006 adj full service to agr (Rincon)	339.00	95.7	32,442.30
Aug 2006 adj full service to agr	453.00	-2,286.4	-1,035,739.20
Aug 2006 adj full service to agr (Fallbrook)	339.00	2,286.4	775,089.60
Aug 2006 adj full service to agr	453.00	-118.8	-53,816.40
Aug 2006 adj full service to agr (Oceanside)	339.00	118.8	40,273.20
Aug 2006 adj full service to agr	453.00	-12.5	-5,662.50
Aug 2006 adj full service to agr (Olivenhain)	339.00	12.5	4,237.50
Aug 2006 adj full service to agr	453.00	-15.2	-6,885.60
Aug 2006 adj full service to agr (Otay)	339.00	15.2	5,152.80
Aug 2006 adj full service to agr	453.00	-300.2	-135,990.60
Aug 2006 adj full service to agr (Padre Dam)	339.00	300.2	101,767.80
Aug 2006 adj full service to agr	453.00	-2,587.6	-1,172,182.80
Aug 2006 adj full service to agr (Rainbow)	339.00	2,587.6	877,196.40
Aug 2006 adj full service to agr	453.00	-286.0	-129,558.00
Aug 2006 adj full service to agr (Ramona)	339.00	286.0	96,954.00
Aug 2006 adj full service to agr	453.00	-84.9	-38,459.70
Aug 2006 adj full service to agr (Rincon)	339.00	84.9	28,781.10
Aug 2006 adj full service to agr	453.00	-4.1	-1,857.30
Aug 2006 adj full service to agr (City of San Diego)	339.00	4.1	1,389.90
Aug 2006 adj full service to agr	453.00	-1.0	-453.00
Aug 2006 adj full service to agr (Santa Fe Irrigation)	339.00	1.0	339.00
Aug 2006 adj full service to agr	453.00	-323.3	-146,454.90
Aug 2006 adj full service to agr (Vallecitos)	339.00	323.3	109,598.70
Aug 2006 adj full service to agr	453.00	-4,529.7	-2,051,954.10
Aug 2006 adj full service to agr (Valley Center)	339.00	4,529.7	1,535,568.30
Aug 2006 adj full service to agr	453.00	-49.6	-22,468.80
Aug 2006 adj full service to agr (Vista)	339.00	49.6	16,814.40
Aug 2006 adj full service to agr	453.00	-487.6	-220,882.80
Aug 2006 adj full service to agr (Yuima)	339.00	487.6	165,296.40
Adjustment Subtotal		0.0	-1,276,743.00
SD-07 Total		16,739.0	6,306,024.00

Meter No SD-08

Treated Domestic	Constant	Previous Reading	Current Reading	Volume (Cu. Ft.)	Rate Desc.
n/o Red Mtn. n/o Mission Rd.	100	27947902	28182468	23456600	Unbundled

--- DELIVERIES ---

	Rate Per AF	Volume AF	Amount
Tier 1 Supply Rate	73.00	538.5	39,310.50
System Access Rate	152.00	538.5	81,852.00
Water Stewardship Rate	25.00	538.5	13,462.50
System Power Rate	81.00	538.5	43,618.50
Treatment Surcharge	122.00	538.5	65,697.00
Delivery Subtotal		538.5	243,940.50
SD-08 Total		538.5	243,940.50

Meter No SD-09

Treated Domestic	Constant	Previous Reading	Current Reading	Volume (Cu. Ft.)	Rate Desc.
w/o Rainbow Glen. Rd. n/o Red Mtn.	100	6926310	6944237	1792700	Unbundled

--- DELIVERIES ---

	Rate Per AF	Volume AF	Amount
Tier 1 Supply Rate	73.00	41.2	3,007.60
System Access Rate	152.00	41.2	6,262.40
Water Stewardship Rate	25.00	41.2	1,030.00
System Power Rate	81.00	41.2	3,337.20
Treatment Surcharge	122.00	41.2	5,026.40

Agency Name	Invoice No.	Rev	Bill Period	Page No.	Mailed On	Due On
San Diego County Water Authority	5464	0	September 2006	4 of 9	10-10-06	11-30-06

Delivery Subtotal 41.2 18,663.60

SD-09 Total 41.2 18,663.60

Meter No SD-11

Untreated Domestic	Constant	Previous Reading	Current Reading	Volume (Cu. Ft.)	Rate Desc
e/o Wilt Rd. n/o Dos Ninos Ave.	10,000	11469771	11542653	728820000	Unbundled

--- DELIVERIES ---

	Rate Per AF	Volume AF	Amount
Tier 1 Supply Rate	73.00	16,731.4	1,221,392.20
System Access Rate	152.00	16,731.4	2,543,172.80
Water Stewardship Rate	25.00	16,731.4	418,285.00
System Power Rate	81.00	16,731.4	1,355,243.40
Delivery Subtotal		16,731.4	5,538,093.40

--- ADJUSTMENT ---

	Rate Per AF	Volume AF	Amount
JUL 2004 ADJ Surface Storage TO Scheduled SOLD VOIDED (San Diego CWA)	256.00	-2,056.4	-526,438.40
JUL 2004 ADJ Surface Storage TO Scheduled SOLD VOIDED (San Diego CWA)	256.00	-1,884.6	-482,457.60
JUL 2004 ADJ Surface Storage TO Scheduled SOLD VOIDED (San Diego CWA)	256.00	-541.6	-138,649.60
JUL 2004 ADJ Surface Storage TO Scheduled SOLD VOIDED (San Diego CWA)	256.00	-6,085.0	-1,557,760.00
JUL 2004 ADJ Surface Storage TO Scheduled SOLD VOIDED (San Diego CWA)	256.00	-3,961.3	-1,014,092.80
JUL 2004 ADJ Surface Storage TO Scheduled SOLD (San Diego CWA)	256.00	2,056.4	526,438.40
JUL 2004 ADJ Surface Storage TO Scheduled SOLD (San Diego CWA)	256.00	1,884.6	482,457.60
JUL 2004 ADJ Surface Storage TO Scheduled SOLD (San Diego CWA)	256.00	541.6	138,649.60
JUL 2004 ADJ Surface Storage TO Scheduled SOLD (San Diego CWA)	256.00	6,085.0	1,557,760.00
JUL 2004 ADJ Surface Storage TO Scheduled SOLD (San Diego CWA)	256.00	3,405.3	871,756.80
AUG 2004 ADJ Surface Storage TO Scheduled SOLD (San Diego CWA)	256.00	71.0	18,176.00
SEP 2004 ADJ Surface Storage TO Scheduled SOLD VOIDED (San Diego CWA)	256.00	-600.0	-153,600.00
SEP 2004 ADJ Surface Storage TO Scheduled SOLD VOIDED (San Diego CWA)	256.00	-4,096.2	-1,048,627.20
SEP 2004 ADJ Surface Storage TO Scheduled SOLD VOIDED (San Diego CWA)	256.00	-9,563.7	-2,448,307.20
SEP 2004 ADJ Surface Storage TO Scheduled SOLD (San Diego CWA)	256.00	600.0	153,600.00
SEP 2004 ADJ Surface Storage TO Scheduled SOLD (San Diego CWA)	256.00	485.0	124,160.00
SEP 2004 ADJ Surface Storage TO Scheduled SOLD (San Diego CWA)	256.00	4,096.2	1,048,627.20
SEP 2004 ADJ Surface Storage TO Scheduled SOLD (San Diego CWA)	256.00	8,529.4	2,183,526.40
Jul 2005 adj full service to agr voided	331.00	529.5	175,264.50
Jul 2005 adj full service to agr voided (Escondido)	241.00	-529.5	-127,609.50
Jul 2005 adj full service to agr	331.00	-529.4	-175,231.40
Jul 2005 adj full service to agr (Escondido)	241.00	529.4	127,585.40
Aug 2005 adj full service to agr voided	331.00	597.2	197,673.20
Aug 2005 adj full service to agr voided (Escondido)	241.00	-597.2	-143,925.20
Aug 2005 adj full service to agr	331.00	-597.1	-197,640.10
Aug 2005 adj full service to agr (Escondido)	241.00	597.1	143,901.10
Sep 2005 adj full service to agr voided	331.00	307.4	101,749.40
Sep 2005 adj full service to agr voided (Escondido)	241.00	-307.4	-74,083.40
Sep 2005 adj full service to agr	331.00	-302.9	-100,259.90
Sep 2005 adj full service to agr (Escondido)	241.00	302.9	72,998.90
Oct 2005 adj full service to agr voided	331.00	219.0	72,489.00
Oct 2005 adj full service to agr voided (Escondido)	241.00	-219.0	-52,779.00
Oct 2005 adj full service to agr	331.00	-219.0	-72,489.00
Oct 2005 adj full service to agr (Escondido)	241.00	219.0	52,779.00
Nov 2005 adj full service to agr voided	331.00	743.6	246,131.60
Nov 2005 adj full service to agr voided (Escondido)	241.00	-743.6	-179,207.60
Nov 2005 adj full service to agr	331.00	-743.5	-246,098.50
Nov 2005 adj full service to agr (Escondido)	241.00	743.5	179,183.50
Dec 2005 adj full service to agr	331.00	-465.2	-153,981.20
Dec 2005 adj full service to agr (Escondido)	241.00	465.2	112,113.20
Dec 2005 adj full service to agr voided	331.00	465.3	154,014.30
Dec 2005 adj full service to agr voided (Escondido)	241.00	-465.3	-112,137.30
Jan 2006 adj full service to agr voided	331.00	399.9	132,366.90
Jan 2006 adj full service to agr voided (Escondido)	241.00	-399.9	-96,375.90
Jan 2006 adj full service to agr	331.00	-399.9	-132,366.90
Jan 2006 adj full service to agr (Escondido)	241.00	399.9	96,375.90

Agency Name	Invoice No.	Rev	Bill Period	Page No.	Mailed On	Due On
San Diego County Water Authority	5464	0	September 2006	5 of 9	10-10-06	11-30-06

--- ADJUSTMENT ---

	Rate Per AF	Volume AF	Amount
Feb 2006 adj full service to agr voided	331.00	296.7	98,207.70
Feb 2006 adj full service to agr voided (Escondido)	241.00	-296.7	-71,504.70
Feb 2006 adj full service to agr	331.00	-296.8	-98,240.80
Feb 2006 adj full service to agr (Escondido)	241.00	296.8	71,528.80
Mar 2006 adj full service to agr voided	331.00	28.4	9,400.40
Mar 2006 adj full service to agr voided (Escondido)	241.00	-28.4	-6,844.40
Mar 2006 adj full service to agr	331.00	-28.3	-9,367.30
Mar 2006 adj full service to agr (Escondido)	241.00	28.3	6,820.30
Apr 2006 adj full service to agr voided	331.00	59.9	19,826.90
Apr 2006 adj full service to agr voided (Escondido)	241.00	-59.9	-14,435.90
Apr 2006 adj full service to agr	331.00	-60.0	-19,860.00
Apr 2006 adj full service to agr (Escondido)	241.00	60.0	14,460.00
Apr 2006 adj full service to surface storage - Direct - (San Diego CWA) VOIDED	331.00	9,958.3	3,296,197.30
Apr 2006 adj full service to surface storage - Direct - (San Diego CWA)	331.00	-9,956.5	-3,295,601.50
Apr 2006 adj full service to surface storage - In-Lieu - (San Diego CWA)	331.00	-286.0	-94,666.00
May 2006 adj full service to agr voided	331.00	332.9	110,189.90
May 2006 adj full service to agr voided (Escondido)	241.00	-332.9	-80,228.90
May 2006 adj full service to agr	331.00	-333.0	-110,223.00
May 2006 adj full service to agr (Escondido)	241.00	333.0	80,253.00
May 2006 adj full service to agr	331.00	-43.2	-14,299.20
May 2006 adj full service to agr (Poway)	241.00	43.2	10,411.20
May 2006 adj full service to surface storage - Direct - (San Diego CWA) VOIDED	331.00	8,083.0	2,675,473.00
May 2006 adj full service to surface storage - Direct - (San Diego CWA)	331.00	-8,079.5	-2,674,314.50
May 2006 adj full service to surface storage - In-Lieu - (San Diego CWA) VOIDED	331.00	775.6	256,723.60
May 2006 adj full service to surface storage - In-Lieu - (San Diego CWA)	331.00	-1,245.6	-412,293.60
Jun 2006 adj full service to agr voided	331.00	342.5	113,367.50
Jun 2006 adj full service to agr voided (Escondido)	241.00	-342.5	-82,542.50
Jun 2006 adj full service to agr	331.00	-342.4	-113,334.40
Jun 2006 adj full service to agr (Escondido)	241.00	342.4	82,518.40
JUN 2006 ADJ Surface Storage TO Scheduled SOLD VOIDED (San Diego CWA)	261.00	-262.8	-68,590.80
JUN 2006 ADJ Surface Storage TO Scheduled SOLD VOIDED (San Diego CWA)	261.00	-4,695.0	-1,225,395.00
JUN 2006 ADJ Surface Storage TO Scheduled SOLD VOIDED (San Diego CWA)	261.00	-315.0	-82,215.00
JUN 2006 ADJ Surface Storage TO Scheduled SOLD VOIDED (San Diego CWA)	261.00	-918.7	-239,780.70
JUN 2006 ADJ Surface Storage TO Scheduled SOLD VOIDED (San Diego CWA)	261.00	-3,956.2	-1,032,568.20
JUN 2006 ADJ Surface Storage TO Scheduled SOLD VOIDED (San Diego CWA)	261.00	-1,624.0	-423,864.00
Jun 2006 adj full service to agr	331.00	-101.6	-33,629.60
Jun 2006 adj full service to agr (Poway)	241.00	101.6	24,485.60
JUN 2006 ADJ Surface Storage TO Scheduled SOLD (San Diego CWA)	261.00	262.8	68,590.80
JUN 2006 ADJ Surface Storage TO Scheduled SOLD (San Diego CWA)	261.00	4,695.0	1,225,395.00
JUN 2006 ADJ Surface Storage TO Scheduled SOLD (San Diego CWA)	261.00	1,034.3	269,952.30
JUN 2006 ADJ Surface Storage TO Scheduled SOLD (San Diego CWA)	261.00	918.7	239,780.70
JUN 2006 ADJ Surface Storage TO Scheduled SOLD (San Diego CWA)	261.00	3,956.2	1,032,568.20
JUN 2006 ADJ Surface Storage TO Scheduled SOLD (San Diego CWA)	261.00	656.6	171,372.60
JUN 2006 ADJ Surface Storage TO Scheduled SOLD (San Diego CWA)	261.00	176.0	45,936.00
Jul 2006 adj full service to agr voided	331.00	557.1	184,400.10
Jul 2006 adj full service to agr voided (Escondido)	241.00	-557.1	-134,261.10
Jul 2006 adj full service to agr	331.00	-557.1	-184,400.10
Jul 2006 adj full service to agr (Escondido)	241.00	557.1	134,261.10
JUL 2006 ADJ Surface Storage TO Scheduled SOLD VOIDED (San Diego CWA)	261.00	-841.7	-219,683.70
JUL 2006 ADJ Surface Storage TO Scheduled SOLD VOIDED (San Diego CWA)	261.00	-906.4	-236,570.40
JUL 2006 ADJ Surface Storage TO Scheduled SOLD VOIDED (San Diego CWA)	261.00	-1,939.0	-506,079.00
JUL 2006 ADJ Surface Storage TO Scheduled SOLD VOIDED (San Diego CWA)	261.00	-147.8	-38,575.80
JUL 2006 ADJ Surface Storage TO Scheduled SOLD VOIDED (San Diego CWA)	261.00	-4,212.0	-1,099,332.00
JUL 2006 ADJ Surface Storage TO Scheduled SOLD VOIDED (San Diego CWA)	261.00	-2,047.2	-534,319.20
JUL 2006 ADJ Surface Storage TO Scheduled SOLD VOIDED (San Diego CWA)	261.00	-3,704.4	-966,848.40
JUL 2006 ADJ Surface Storage TO Scheduled SOLD (San Diego CWA)	261.00	139.0	36,279.00
JUL 2006 ADJ Surface Storage TO Scheduled SOLD (San Diego CWA)	261.00	841.7	219,683.70
JUL 2006 ADJ Surface Storage TO Scheduled SOLD (San Diego CWA)	261.00	906.4	236,570.40
JUL 2006 ADJ Surface Storage TO Scheduled SOLD (San Diego CWA)	261.00	1,939.0	506,079.00
JUL 2006 ADJ Surface Storage TO Scheduled SOLD (San Diego CWA)	261.00	147.8	38,575.80
JUL 2006 ADJ Surface Storage TO Scheduled SOLD (San Diego CWA)	261.00	5,179.4	1,351,823.40
JUL 2006 ADJ Surface Storage TO Scheduled SOLD (San Diego CWA)	261.00	2,047.2	534,319.20
JUL 2006 ADJ Surface Storage TO Scheduled SOLD (San Diego CWA)	261.00	2,865.4	747,869.40

Agency Name	Invoice No.	Rev	Bill Period	Page No.	Mailed On	Due On
San Diego County Water Authority	5464	0	September 2006	6 of 9	10-10-06	11-30-06

--- ADJUSTMENT ---

	Rate Per AF	Volume AF	Amount
Aug 2006 adj full service to agr	331.00	-422.6	-139,880.60
Aug 2006 adj full service to agr (Escondido)	241.00	422.6	101,846.60
Aug 2006 adj full service to agr	331.00	-176.1	-58,289.10
Aug 2006 adj full service to agr (Oceanside)	241.00	176.1	42,440.10
Aug 2006 adj full service to agr	331.00	-111.8	-37,005.80
Aug 2006 adj full service to agr (Olivenhain)	241.00	111.8	26,943.80
Aug 2006 adj full service to agr	331.00	-129.6	-42,897.60
Aug 2006 adj full service to agr (Ramona)	241.00	129.6	31,233.60
Aug 2006 adj full service to agr	331.00	-25.1	-8,308.10
Aug 2006 adj full service to agr (City of San Diego)	241.00	25.1	6,049.10
Aug 2006 adj full service to agr	331.00	-26.6	-8,804.60
Aug 2006 adj full service to agr (Santa Fe Irrigation)	241.00	26.6	6,410.60
AUG 2006 ADJ Surface Storage TO Scheduled SOLD VOIDED (San Diego CWA)	261.00	-358.3	-93,516.30
AUG 2006 ADJ Surface Storage TO Scheduled SOLD VOIDED (San Diego CWA)	261.00	-3,557.5	-928,507.50
AUG 2006 ADJ Surface Storage TO Scheduled SOLD VOIDED (San Diego CWA)	261.00	-1,997.4	-521,321.40
AUG 2006 ADJ Surface Storage TO Scheduled SOLD VOIDED (San Diego CWA)	261.00	-2,392.6	-624,468.60
AUG 2006 ADJ Surface Storage TO Scheduled SOLD VOIDED (San Diego CWA)	261.00	-1,586.2	-413,998.20
AUG 2006 ADJ Surface Storage TO Scheduled SOLD (San Diego CWA)	261.00	358.3	93,516.30
AUG 2006 ADJ Surface Storage TO Scheduled SOLD (San Diego CWA)	261.00	1,997.4	521,321.40
AUG 2006 ADJ Surface Storage TO Scheduled SOLD (San Diego CWA)	261.00	3,231.6	843,447.60
AUG 2006 ADJ Surface Storage TO Scheduled SOLD (San Diego CWA)	261.00	8,220.6	2,145,576.60
Sep 2006 adj iid xfer to sdcwa	331.00	-3,333.4	-1,103,355.40
Sep 2006 adj iid xfer to sdcwa (San Diego CWA)	258.00		860,017.20
SEP 2006 ADJ Surface Storage TO Scheduled SOLD (San Diego CWA)	261.00	1,560.1	407,186.10
SEP 2006 ADJ Surface Storage TO Scheduled SOLD (San Diego CWA)	261.00	2,380.5	621,310.50
SEP 2006 ADJ Surface Storage TO Scheduled SOLD (San Diego CWA)	261.00	5,882.1	1,535,228.10
Adjustment Subtotal		8,815.5	2,787,285.20
SD-11 Total		25,546.9	8,325,378.60

Meter No SD-DS1

Desalted	Constant	Previous Reading	Current Reading	Volume (Cu. Ft.)	Rate Desc
Desalted		N/A	N/A	N/A	Unbundled

--- ADJUSTMENT ---

	Rate Per AF	Volume AF	Amount
Sep 2006 lppds contribution	250.00	207.3	-51,825.00
Adjustment Subtotal		207.3	-51,825.00
SD-DS1 Total		207.3	-51,825.00

Meter No SD-GRP1

Recovered	Constant	Previous Reading	Current Reading	Volume (Cu. Ft.)	Rate Desc
Recovered Greenbelt		N/A	N/A	N/A	Unbundled

--- ADJUSTMENT ---

	Rate Per AF	Volume AF	Amount
SEP 2006 GRP	479.00	253.0	121,187.00
SEP 2006 GRP	729.00		-184,437.00
Adjustment Subtotal		253.0	-63,250.00
SD-GRP1 Total		253.0	-63,250.00

Meter No SD-RCL1

Reclaimed	Constant	Previous Reading	Current Reading	Volume (Cu. Ft.)	Rate Desc
Reclaimed		N/A	N/A	N/A	Unbundled

--- ADJUSTMENT ---

	Rate Per AF	Volume AF	Amount
--	-------------	-----------	--------

Agency Name	Invoice No.	Rev.	Bill Period	Page No.	Mailed On	Due On
San Diego County Water Authority	5464	0	September 2006	7 of 9	10-10-06	11-30-06

--- ADJUSTMENT ---

	Rate Per AF	Volume AF	Amount
Sep 2006 lrp contribution	250.00	82.3	-20,575.00
Adjustment Subtotal		82.3	-20,575.00
SD-RCL1 Total		82.3	-20,575.00

Meter No SD-RCL10

Reclaimed	Constant	Previous Reading	Current Reading	Volume (Cu. Ft.)	Rate Desc.
No Address 1		N/A	N/A	N/A	Unbundled

--- ADJUSTMENT ---

	Rate Per AF	Volume AF	Amount
Aug 2006 contribution	200.00	455.6	-91,120.00
Adjustment Subtotal		455.6	-91,120.00
SD-RCL10 Total		455.6	-91,120.00

Meter No SD-RCL11

Reclaimed	Constant	Previous Reading	Current Reading	Volume (Cu. Ft.)	Rate Desc.
Reclaimed		N/A	N/A	N/A	Unbundled

--- ADJUSTMENT ---

	Rate Per AF	Volume AF	Amount
Sep 2006 contribution	250.00	40.5	-10,125.00
Adjustment Subtotal		40.5	-10,125.00
SD-RCL11 Total		40.5	-10,125.00

Meter No SD-RCL12

Reclaimed	Constant	Previous Reading	Current Reading	Volume (Cu. Ft.)	Rate Desc.
Reclaimed		N/A	N/A	N/A	Unbundled

--- ADJUSTMENT ---

	Rate Per AF	Volume AF	Amount
Aug 2006 lrp contribution	250.00	98.5	-24,625.00
Adjustment Subtotal		98.5	-24,625.00
SD-RCL12 Total		98.5	-24,625.00

Meter No SD-RCL13

Reclaimed	Constant	Previous Reading	Current Reading	Volume (Cu. Ft.)	Rate Desc.
Reclaimed		N/A	N/A	N/A	Unbundled

--- ADJUSTMENT ---

	Rate Per AF	Volume AF	Amount
Sep 2006 contribution	250.00	127.3	-31,825.00
Adjustment Subtotal		127.3	-31,825.00
SD-RCL13 Total		127.3	-31,825.00

Meter No SD-RCL15

Reclaimed	Constant	Previous Reading	Current Reading	Volume (Cu. Ft.)	Rate Desc.
Reclaimed		N/A	N/A	N/A	Unbundled

--- ADJUSTMENT ---

	Rate Per AF	Volume AF	Amount
Sep 2006 contribution	150.00	96.8	-14,520.00

Agency Name	Invoice No.	Rev.	Bill Period	Page No.	Mailed On	Due On
San Diego County Water Authority	5464	0	September 2006	8 of 9	10-10-06	11-30-06

Adjustment Subtotal	96.8	-14,520.00
SD-RCL15 Total	96.8	-14,520.00

Meter No SD-RCL5

Reclaimed	Constant	Previous Reading	Current Reading	Volume (Cu. Ft.)	Rate Desc.
Reclaimed		N/A	N/A	N/A	Unbundled

--- ADJUSTMENT ---

	Rate Per AF	Volume AF	Amount
AUG 2006 LPPRE	113.00	21.7	2,452.10
AUG 2006 LPPRE	267.00		-5,793.90
Adjustment Subtotal		21.7	-3,341.80
SD-RCL5 Total		21.7	-3,341.80

Meter No SD-RCL6

Reclaimed	Constant	Previous Reading	Current Reading	Volume (Cu. Ft.)	Rate Desc.
Reclaimed		N/A	N/A	N/A	Unbundled

--- ADJUSTMENT ---

	Rate Per AF	Volume AF	Amount
Aug 2006 lrp contribution	185.00	113.2	-20,942.00
Adjustment Subtotal		113.2	-20,942.00
SD-RCL6 Total		113.2	-20,942.00

Meter No SD-RCL8

Reclaimed	Constant	Previous Reading	Current Reading	Volume (Cu. Ft.)	Rate Desc.
Reclaimed		N/A	N/A	N/A	Unbundled

--- ADJUSTMENT ---

	Rate Per AF	Volume AF	Amount
Aug 2006 lrp contribution	200.00	271.5	-54,300.00
Adjustment Subtotal		271.5	-54,300.00
SD-RCL8 Total		271.5	-54,300.00

Meter No SD-RCL9

Reclaimed	Constant	Previous Reading	Current Reading	Volume (Cu. Ft.)	Rate Desc.
Reclaimed		N/A	N/A	N/A	Unbundled

--- ADJUSTMENT ---

	Rate Per AF	Volume AF	Amount
AUG 2006 LPPRE	113.00	21.9	2,474.70
AUG 2006 LPPRE	267.00		-5,847.30
SEP 2006 LPPRE	113.00	26.1	2,949.30
SEP 2006 LPPRE	267.00		-6,968.70
Adjustment Subtotal		48.0	-7,392.00
SD-RCL9 Total		48.0	-7,392.00

Meter No SDTJ-01A

Treated Domestic	Constant	Previous Reading	Current Reading	Volume (Cu. Ft.)	Rate Desc.
San Diego-Tijuana	133.68	166987	166987	0	Unbundled

--- DELIVERIES ---

Rate Per AF	Volume AF	Amount
-------------	-----------	--------

Agency Name	Invoice No.	Rev.	Bill Period	Page No.	Mailed On	Due On
San Diego County Water Authority	5464	0	September 2006	9 of 9	10-10-06	11-30-06

Delivery Subtotal 0.0 0.00


SDTJ-01A Total 0.0 0.00

--- OTHER CHARGES AND CREDITS ---

	Amount
RTS adjustment for FY 2005/2006	-443,012.06
Tier 2 Surcharge adjustment for prior calendar year 2004	-83,778.30

VOLUME TOTAL	INVOICE TOTAL
66,819.3	\$22,607,344.14

This invoice was printed on 10/9/2006 at 7:00:39AM



MWD
 METROPOLITAN WATER DISTRICT OF SOUTHERN CALIFORNIA
 700 North Alameda Street
 Los Angeles, CA, 90012-2944

INVOICE

Billed To:
 San Diego County Water Authority



Service Address
 4677 Overland Avenue
 San Diego, CA 92123-1233

October 2006	Page No. 1 of 2
Mailed: 11/09/2006	Due Date: 12/29/2006
Invoice Number: 5492	Revision: 0

NOTICE

The MWD Administrative Code Section 4507 and 4508 require that payment must be made in "Good Funds" by the due date or the payment will be considered delinquent and an additional charge shall be assessed.

DELIVERIES	Volume (AF)
Total Water Treated Delivered	21,208.6
Total Water Untreated Delivered	28,671.2

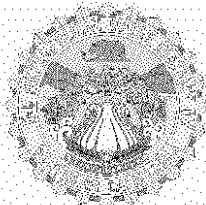
SALES	Type	Volume (AF)	Rate (\$ /AF)	Total (\$)
Full Service	Tier 1 Supply Rate	36,370.6	\$73.00	\$2,655,053.80
	System Access Rate	36,370.6	\$152.00	\$5,528,331.20
	Water Stewardship Rate	36,370.6	\$25.00	\$909,265.00
	System Power Rate	36,370.6	\$81.00	\$2,946,018.60
	Treatment Surcharge	11,807.0	\$122.00	\$1,440,454.00
Adjust Full Service Prior Rates				
Certification(s) for 200501 to 200512 for Domestic	Treated	-51.8	\$443.00	(\$22,947.40)
	Untreated	-85.9	\$331.00	(\$28,432.90)
IAWP	Treated	9,516.9		\$3,225,711.10
	Untreated	860.2		\$207,308.20
SUBTOTAL				\$16,860,761.60

MISCELLANEOUS SALES	Volume (AF)	Total (\$)
Surface Storage Operating Agreement - TR, Scheduled	176.0	\$67,408.00
Surface Storage Operating Agreement - UT, Scheduled	9,278.1	\$2,421,584.10
		\$2,488,992.10

WATER MANAGEMENT	Volume (AF)	Total (\$)
Local Resource Programs	1,887.4	(\$413,491.60)
SUBTOTAL		(\$413,491.60)

EXCHANGES, WHEELING, AND OTHER DELIVERIES	Volume (AF)	Total (\$)
IID San Diego Exchange UnTreated	3,333.3	\$859,991.40
		\$859,991.40

OTHER CHARGES AND CREDITS	Rate (\$ /AF)	Total (\$)
Conservation Credit		(\$607,632.64)
Readiness To Serve Charge(Payment Schedule: S)		\$4,895,248.00
Capacity Charge(Payment Schedule: S)		\$4,406,400.00
SUBTOTAL		\$8,694,015.36

**MWD**

METROPOLITAN WATER DISTRICT OF SOUTHERN CALIFORNIA

700 North Alameda Street

Los Angeles, CA, 90012-2944

INVOICE**Billed To:**

San Diego County Water Authority

**Service Address**4677 Overland Avenue
San Diego, CA 92123-1233

October 2006	Page No. 2 of 2.
Mailed: 11/09/2006	Due Date: 12/29/2006
Invoice Number: 5492.	Revision: 0

NOTICE

The MWD Administrative Code Section 4507 and 4508 require that payment must be made in "Good Funds" by the due date or the payment will be considered delinquent and an additional charge shall be assessed.

ADDITIONAL INFORMATION

	Volume (AF)	Tier1 %	Peak Day	Flow (CFS)
Purchase Order Commitment (Jan 2003 to Dec 2012)	3,342,570.6			
Purchase Order Firm Delivery To Date (Jan 2003 to Dec 2012)	1,916,621.2			
Tier 1 Annual Limit (For Current Calendar Year)	501,385.6			
Tier 1 YTD Deliveries (For Current Calendar Year)	406,112.6	81.0		
Tier 1 Current Month Deliveries	45,824.7			
Capacity Charge				1,296.0

INVOICE TOTAL

Volume AF

57,951.5

Amount Now Due

\$28,490,268.86

Note: Amount Due is based on highlighted fields.

MWD2010-00274955



MWD
 METROPOLITAN WATER DISTRICT OF SOUTHERN CALIFORNIA
 700 North Alameda Street
 Los Angeles, CA, 90012-2944

INVOICE DETAIL

NOTICE

The MWD Administrative Code Section 4507 and 4508 require that payment must be made in "Good Funds" by the due date or the payment will be considered delinquent and an additional charge shall be assessed.

IN ACCORDANCE WITH READINGS AND BILLING DATA LISTED BELOW:

Agency Name	Invoice No.	Rev.	Bill Period	Page No.	Mailed On	Due On
San Diego County Water Authority	5492	0	October 2006	1 of 7	11-09-06	12-29-06

Meter No CM-10

Treated	Constant	Previous Reading	Current Reading	Volume (Cu. Ft.)	Rate Desc.
Treated Domestic		0	0	0	Unbundled

---ADJUSTMENT---

	Rate Per AF	Volume AF	Amount
OCT 2006 - Transfer from OC to SD	453.00	63.5	28,765.50
Adjustment Subtotal		63.5	28,765.50
CM-10 Total		63.5	28,765.50

Meter No SD-01A

Treated Domestic	Constant	Previous Reading	Current Reading	Volume (Cu. Ft.)	Rate Desc.
Rainbow Cyn. Rd. e/o Frontage Rd.	1,000	19495164	19666664	171500000	Unbundled

--- DELIVERIES ---

	Rate Per AF	Volume AF	Amount
Tier 1 Supply Rate	73.00	3,937.1	287,408.30
System Access Rate	152.00	3,937.1	598,439.20
Water Stewardship Rate	25.00	3,937.1	98,427.50
System Power Rate	81.00	3,937.1	318,905.10
Treatment Surcharge	122.00	3,937.1	480,326.20
Delivery Subtotal		3,937.1	1,783,506.30
SD-01A Total		3,937.1	1,783,506.30

Meter No SD-01B

Treated Domestic	Constant	Previous Reading	Current Reading	Volume (Cu. Ft.)	Rate Desc.
Rainbow Cyn. Rd. e/o Frontage Rd.	1,000	19153636	19324644	171008000	Unbundled

--- DELIVERIES ---

	Rate Per AF	Volume AF	Amount
Tier 1 Supply Rate	73.00	3,925.8	286,583.40
System Access Rate	152.00	3,925.8	596,721.60
Water Stewardship Rate	25.00	3,925.8	98,145.00
System Power Rate	81.00	3,925.8	317,989.80
Treatment Surcharge	122.00	3,925.8	478,947.60
Delivery Subtotal		3,925.8	1,778,387.40
SD-01B Total		3,925.8	1,778,387.40

Agency Name	Invoice No.	Rev.	Bill Period	Page No.	Mailed On	Due On
San Diego County Water Authority	5492	0	October 2006	2 of 7	11-09-06	12-29-06

Meter No SD-02

Treated Domestic	Constant	Previous Reading	Current Reading	Volume (Cu. Ft.)	Rate Desc.
w/o Rainbow Glen Rd.	100	18118496	18330226	21173000	Unbundled

--- DELIVERIES ---

	Rate Per AF	Volume AF	Amount
Tier 1 Supply Rate	73.00	486.1	35,485.30
System Access Rate	152.00	486.1	73,887.20
Water Stewardship Rate	25.00	486.1	12,152.50
System Power Rate	81.00	486.1	39,374.10
Treatment Surcharge	122.00	486.1	59,304.20
Oct 2006, meter under 10% flow Tier 1 supply rate	73.00	0.2	14.60
Oct 2006, meter under 10% flow System access rate	152.00	0.2	30.40
Oct 2006, meter under 10% flow Water stewardship rate	25.00	0.2	5.00
Oct 2006, meter under 10% flow System power rate	81.00	0.2	16.20
Oct 2006, meter under 10% flow Treatment surcharge	122.00	0.2	24.40
Delivery Subtotal		486.3	220,293.90
SD-02 Total		486.3	220,293.90

Meter No SD-03

Untreated Domestic	Constant	Previous Reading	Current Reading	Volume (Cu. Ft.)	Rate Desc.
Rainbow Cyn. Rd. e/o Frontage Rd.	1,000	57724184	58205732	481548000	Unbundled

--- DELIVERIES ---

	Rate Per AF	Volume AF	Amount
Tier 1 Supply Rate	73.00	11,054.8	807,000.40
System Access Rate	152.00	11,054.8	1,680,329.60
Water Stewardship Rate	25.00	11,054.8	276,370.00
System Power Rate	81.00	11,054.8	895,438.80
Delivery Subtotal		11,054.8	3,659,138.80

--- ADJUSTMENT ---

	Rate Per AF	Volume AF	Amount
JUN 2006 ADJ Surface Storage TO Scheduled SOLD (San Diego CWA)	261.00	1,939.0	506,079.00
SEP 2006 ADJ Surface Storage TO Scheduled SOLD (San Diego CWA)	261.00	58.4	15,242.40
Adjustment Subtotal		1,997.4	521,321.40
SD-03 Total		13,052.2	4,180,460.20

Meter No SD-05

Treated Domestic	Constant	Previous Reading	Current Reading	Volume (Cu. Ft.)	Rate Desc.
s/o Reche Rd. w/o Wilt Rd.	100	5760962	5873677	11271500	Unbundled

--- DELIVERIES ---

	Rate Per AF	Volume AF	Amount
Tier 1 Supply Rate	73.00	258.8	18,892.40
System Access Rate	152.00	258.8	39,337.60
Water Stewardship Rate	25.00	258.8	6,470.00
System Power Rate	81.00	258.8	20,962.80
Treatment Surcharge	122.00	258.8	31,573.60
Delivery Subtotal		258.8	117,236.40
SD-05 Total		258.8	117,236.40

Meter No SD-07

Treated Domestic	Constant	Previous Reading	Current Reading	Volume (Cu. Ft.)	Rate Desc.
e/o Wilt Rd. n/o Dos Ninos Ave.	1,000	97577112	98105888	528776000	Unbundled

Agency Name	Invoice No.	Rev	Bill Period	Page No.	Mailed On	Due On
San Diego County Water Authority	5492	0	October 2006	3 of 7	11-09-06	12-29-06

--- DELIVERIES ---

	Rate Per AF	Volume AF	Amount
Tier 1 Supply Rate	73.00	12,139.0	886,147.00
System Access Rate	152.00	12,139.0	1,845,128.00
Water Stewardship Rate	25.00	12,139.0	303,475.00
System Power Rate	81.00	12,139.0	983,259.00
Treatment Surcharge	122.00	12,139.0	1,480,958.00
Delivery Subtotal		12,139.0	5,498,967.00

--- ADJUSTMENT ---

	Rate Per AF	Volume AF	Amount
Jul 2005 adj full service to agr voided	443.00	79.3	35,129.90
Jul 2005 adj full service to agr voided (Oceanside)	329.00	-79.3	-26,089.70
Jul 2005 adj full service to agr	443.00	-102.8	-45,540.40
Jul 2005 adj full service to agr (Oceanside)	329.00	102.8	33,821.20
Aug 2005 adj full service to agr voided	443.00	87.7	38,851.10
Aug 2005 adj full service to agr voided (Oceanside)	329.00	-87.7	-28,853.30
Aug 2005 adj full service to agr	443.00	-116.0	-51,388.00
Aug 2005 adj full service to agr (Oceanside)	329.00	116.0	38,164.00
JUN 2006 ADJ Surface Storage TO Scheduled SOLD (San Diego CWA)	383.00	91.9	35,197.70
JUN 2006 ADJ Surface Storage TO Scheduled SOLD (San Diego CWA)	383.00	59.0	22,597.00
JUN 2006 ADJ Surface Storage TO Scheduled SOLD (San Diego CWA)	383.00	25.1	9,613.30
Jun 2006 adj full service to agr	453.00	-84.8	-38,414.40
Jun 2006 adj full service to agr (Carlsbad Municipal)	339.00	84.8	28,747.20
Jul 2006 adj full service to agr	453.00	-56.9	-25,775.70
Jul 2006 adj full service to agr (Carlsbad Municipal)	339.00	56.9	19,289.10
Aug 2006 adj full service to agr	453.00	-84.0	-38,052.00
Aug 2006 adj full service to agr (Carlsbad Municipal)	339.00	84.0	28,476.00
Sep 2006 adj full service to agr	453.00	-1,190.8	-539,432.40
Sep 2006 adj full service to agr (Fallbrook)	339.00	1,190.8	403,681.20
Sep 2006 adj full service to agr	453.00	-26.9	-12,185.70
Sep 2006 adj full service to agr (Olivenhain)	339.00	26.9	9,119.10
Sep 2006 adj full service to agr	453.00	-13.6	-6,160.80
Sep 2006 adj full service to agr (Otay)	339.00	13.6	4,610.40
Sep 2006 adj full service to agr	453.00	-20.5	-9,286.50
Sep 2006 adj full service to agr (City of San Diego)	339.00	20.5	6,949.50
Sep 2006 adj full service to agr	453.00	-2,464.7	-1,116,509.10
Sep 2006 adj full service to agr (Rainbow)	339.00	2,464.7	835,533.30
Sep 2006 adj full service to agr	453.00	-256.6	-116,239.80
Sep 2006 adj full service to agr (Ramona)	339.00	256.6	86,987.40
Sep 2006 adj full service to agr	453.00	-274.6	-124,393.80
Sep 2006 adj full service to agr (Vallecitos)	339.00	274.6	93,089.40
Sep 2006 adj full service to agr	453.00	-36.0	-16,308.00
Sep 2006 adj full service to agr (Vista)	339.00	36.0	12,204.00
Sep 2006 adj full service to agr	453.00	-522.6	-236,737.80
Sep 2006 adj full service to agr (Yuima)	339.00	522.6	177,161.40
Sep 2006 adj full service to agr	453.00	-4,433.1	-2,008,194.30
Sep 2006 adj full service to agr (Valley Center)	339.00	4,433.1	1,502,820.90
Adjustment Subtotal		176.0	-1,017,518.60
SD-07 Total		12,315.0	4,481,448.40

Meter No SD-08

Treated Domestic	Constant	Previous Reading	Current Reading	Volume (Cu. Ft.)	Rate Desc.
n/o Red Mtn. n/o Mission Rd.	100	28182468	28382412	19994400	Unbundled

--- DELIVERIES ---

	Rate Per AF	Volume AF	Amount
Tier 1 Supply Rate	73.00	459.0	33,507.00
System Access Rate	152.00	459.0	69,768.00
Water Stewardship Rate	25.00	459.0	11,475.00
System Power Rate	81.00	459.0	37,179.00
Treatment Surcharge	122.00	459.0	55,998.00

Agency Name	Invoice No.	Rev.	Bill Period	Page No.	Mailed On	Due On
San Diego County Water Authority	5492	0	October 2006	4 of 7	11-09-06	12-29-06

Delivery Subtotal 459.0 207,927.00

SD-08 Total 459.0 207,927.00

Meter No SD-09

Treated Domestic	Constant	Previous Reading	Current Reading	Volume (Cu. Ft.)	Rate Desc.
w/o Rainbow Glen Rd. n/o Red Mtn.	100	6944237	6945387	115000	Unbundled

--- DELIVERIES ---

	Rate Per AF	Volume AF	Amount
Tier 1 Supply Rate	73.00	2.6	189.80
System Access Rate	152.00	2.6	395.20
Water Stewardship Rate	25.00	2.6	65.00
System Power Rate	81.00	2.6	210.60
Treatment Surcharge	122.00	2.6	317.20
Delivery Subtotal		2.6	1,177.80
SD-09 Total		2.6	1,177.80

Meter No SD-11

Untreated Domestic	Constant	Previous Reading	Current Reading	Volume (Cu. Ft.)	Rate Desc.
e/o Wilt Rd. n/o Dos Ninos Ave.	10,000	11542653	11619390	767370000	Unbundled

--- DELIVERIES ---

	Rate Per AF	Volume AF	Amount
Tier 1 Supply Rate	73.00	17,616.4	1,285,997.20
System Access Rate	152.00	17,616.4	2,677,692.80
Water Stewardship Rate	25.00	17,616.4	440,410.00
System Power Rate	81.00	17,616.4	1,426,928.40
Delivery Subtotal		17,616.4	5,831,028.40

--- ADJUSTMENT ---

	Rate Per AF	Volume AF	Amount
Jul 2005 adj full service to agr voided	331.00	123.9	41,010.90
Jul 2005 adj full service to agr voided (Oceanside)	241.00	-123.9	-29,859.90
Jul 2005 adj full service to agr	331.00	-160.7	-53,191.70
Jul 2005 adj full service to agr (Oceanside)	241.00	160.7	38,728.70
Aug 2005 adj full service to agr voided	331.00	153.1	50,676.10
Aug 2005 adj full service to agr voided (Oceanside)	241.00	-153.1	-36,897.10
Aug 2005 adj full service to agr	331.00	-202.2	-66,928.20
Aug 2005 adj full service to agr (Oceanside)	241.00	202.2	48,730.20
JUN 2006 ADJ Surface Storage TO Scheduled SOLD VOIDED (San Diego CWA)	261.00	-176.0	-45,936.00
JUN 2006 ADJ Surface Storage TO Scheduled SOLD VOIDED (San Diego CWA)	261.00	-262.8	-68,590.80
JUN 2006 ADJ Surface Storage TO Scheduled SOLD VOIDED (San Diego CWA)	261.00	-4,695.0	-1,225,395.00
JUN 2006 ADJ Surface Storage TO Scheduled SOLD VOIDED (San Diego CWA)	261.00	-1,034.3	-269,952.30
JUN 2006 ADJ Surface Storage TO Scheduled SOLD VOIDED (San Diego CWA)	261.00	-918.7	-239,780.70
JUN 2006 ADJ Surface Storage TO Scheduled SOLD VOIDED (San Diego CWA)	261.00	-3,956.2	-1,032,568.20
JUN 2006 ADJ Surface Storage TO Scheduled SOLD VOIDED (San Diego CWA)	261.00	-656.6	-171,372.60
JUN 2006 ADJ Surface Storage TO Scheduled SOLD (San Diego CWA)	261.00	262.8	68,590.80
JUN 2006 ADJ Surface Storage TO Scheduled SOLD (San Diego CWA)	261.00	4,695.0	1,225,395.00
JUN 2006 ADJ Surface Storage TO Scheduled SOLD (San Diego CWA)	261.00	1,034.3	269,952.30
JUN 2006 ADJ Surface Storage TO Scheduled SOLD (San Diego CWA)	261.00	918.7	239,780.70
JUN 2006 ADJ Surface Storage TO Scheduled SOLD (San Diego CWA)	261.00	3,272.4	854,096.40
Jul 2006 adj full service to agr	331.00	-65.2	-21,581.20
Jul 2006 adj full service to agr (Poway)	241.00	65.2	15,713.20
Sep 2006 adj full service to agr	331.00	-281.2	-93,077.20
Sep 2006 adj full service to agr (Escondido)	241.00	281.2	67,769.20
Sep 2006 adj full service to agr	331.00	-109.9	-36,376.90
Sep 2006 adj full service to agr (Olivenhain)	241.00	109.9	26,485.90
Sep 2006 adj full service to agr	331.00	-157.1	-52,000.10
Sep 2006 adj full service to agr (City of San Diego)	241.00	157.1	37,861.10
Sep 2006 adj full service to agr	331.00	-125.3	-41,474.30
Sep 2006 adj full service to agr (Ramona)	241.00	125.3	30,197.30

Agency Name	Invoice No.	Rev.	Bill Period	Page No.	Mailed On	Due On
San Diego County Water Authority	5492	0	October 2006	5 of 7	11-09-06	12-29-06

--- ADJUSTMENT ---

	Rate Per AF	Volume AF	Amount
Sep 2006 adj full service to agr	331.00	-35.6	-11,783.60
Sep 2006 adj full service to agr (Santa Fe Irrigation)	241.00	35.6	8,579.60
SEP 2006 ADJ Surface Storage TO Scheduled SOLD VOIDED (San Diego CWA)	261.00	-1,560.1	-407,186.10
SEP 2006 ADJ Surface Storage TO Scheduled SOLD VOIDED (San Diego CWA)	261.00	-2,380.5	-621,310.50
SEP 2006 ADJ Surface Storage TO Scheduled SOLD VOIDED (San Diego CWA)	261.00	-5,882.1	-1,535,228.10
SEP 2006 ADJ Surface Storage TO Scheduled SOLD (San Diego CWA)	261.00	176.0	45,936.00
SEP 2006 ADJ Surface Storage TO Scheduled SOLD (San Diego CWA)	261.00	1,560.1	407,186.10
SEP 2006 ADJ Surface Storage TO Scheduled SOLD (San Diego CWA)	261.00	2,883.3	752,541.30
SEP 2006 ADJ Surface Storage TO Scheduled SOLD (San Diego CWA)	261.00	683.8	178,471.80
SEP 2006 ADJ Surface Storage TO Scheduled SOLD (San Diego CWA)	261.00	656.6	171,372.60
SEP 2006 ADJ Surface Storage TO Scheduled SOLD (San Diego CWA)	261.00	2,380.5	621,310.50
SEP 2006 ADJ Surface Storage TO Scheduled SOLD (San Diego CWA)	261.00	2,770.9	723,204.90
Oct 2006 adj xfer from iid to sdcwa	331.00	-3,333.3	-1,103,322.30
Oct 2006 adj xfer from iid to sdcwa (San Diego CWA)	258.00		859,991.40
OCT 2006 ADJ Surface Storage TO Scheduled SOLD (San Diego CWA)	261.00	7,185.6	1,875,441.60
OCT 2006 ADJ Surface Storage TO Scheduled SOLD (San Diego CWA)	261.00	323.0	84,303.00
Adjustment Subtotal		3,947.4	1,579,513.80
SD-11 Total		21,563.8	7,410,542.20

Meter No. SD-DS1

Desalted	Constant	Previous Reading	Current Reading	Volume (Cu. Ft.)	Rate Desc.
Desalted		N/A	N/A	N/A	Unbundled

--- ADJUSTMENT ---

	Rate Per AF	Volume AF	Amount
Oct 2006 lppds contribution	250.00	213.6	-53,400.00
Adjustment Subtotal		213.6	-53,400.00
SD-DS1 Total		213.6	-53,400.00

Meter No. SD-GRP1

Recovered	Constant	Previous Reading	Current Reading	Volume (Cu. Ft.)	Rate Desc.
Recovered Greenbelt		N/A	N/A	N/A	Unbundled

--- ADJUSTMENT ---

	Rate Per AF	Volume AF	Amount
OCT 2006 GRP	479.00	340.8	163,243.20
OCT 2006 GRP	729.00		-248,443.20
Adjustment Subtotal		340.8	-85,200.00
SD-GRP1 Total		340.8	-85,200.00

Meter No. SD-RCL1

Reclaimed	Constant	Previous Reading	Current Reading	Volume (Cu. Ft.)	Rate Desc.
Reclaimed		N/A	N/A	N/A	Unbundled

--- ADJUSTMENT ---

	Rate Per AF	Volume AF	Amount
Oct 2006 lrp contribution	250.00	36.6	-9,150.00
Adjustment Subtotal		36.6	-9,150.00
SD-RCL1 Total		36.6	-9,150.00

Meter No. SD-RCL10

Reclaimed	Constant	Previous Reading	Current Reading	Volume (Cu. Ft.)	Rate Desc.
No Address 1		N/A	N/A	N/A	Unbundled

Agency Name	Invoice No.	Rev.	Bill Period	Page No.	Mailed On	Due On
San Diego County Water Authority	5492	0	October 2006	6 of 7	11-09-06	12-29-06

--- ADJUSTMENT ---

	Rate Per AF	Volume AF	Amount
Sep 2006 contribution	200.00	567.6	-113,520.00
Adjustment Subtotal		567.6	-113,520.00
SD-RCL10 Total		567.6	-113,520.00

Meter No SD-RCL11

Reclaimed	Constant	Previous Reading	Current Reading	Volume (Cu. Ft.)	Rate Desc.
Reclaimed		N/A	N/A	N/A	Unbundled

--- ADJUSTMENT ---

	Rate Per AF	Volume AF	Amount
Oct 2006 contribution	250.00	26.7	-6,675.00
Adjustment Subtotal		26.7	-6,675.00
SD-RCL11 Total		26.7	-6,675.00

Meter No SD-RCL12

Reclaimed	Constant	Previous Reading	Current Reading	Volume (Cu. Ft.)	Rate Desc.
Reclaimed		N/A	N/A	N/A	Unbundled

--- ADJUSTMENT ---

	Rate Per AF	Volume AF	Amount
Sep 2006 lrp contribution	250.00	110.8	-27,700.00
Adjustment Subtotal		110.8	-27,700.00
SD-RCL12 Total		110.8	-27,700.00

Meter No SD-RCL13

Reclaimed	Constant	Previous Reading	Current Reading	Volume (Cu. Ft.)	Rate Desc.
Reclaimed		N/A	N/A	N/A	Unbundled

--- ADJUSTMENT ---

	Rate Per AF	Volume AF	Amount
Oct 2006 contribution	250.00	111.0	-27,750.00
Adjustment Subtotal		111.0	-27,750.00
SD-RCL13 Total		111.0	-27,750.00

Meter No SD-RCL15

Reclaimed	Constant	Previous Reading	Current Reading	Volume (Cu. Ft.)	Rate Desc.
Reclaimed		N/A	N/A	N/A	Unbundled

--- ADJUSTMENT ---

	Rate Per AF	Volume AF	Amount
Oct 2006 contribution	150.00	76.6	-11,490.00
Adjustment Subtotal		76.6	-11,490.00
SD-RCL15 Total		76.6	-11,490.00

Meter No SD-RCL6

Reclaimed	Constant	Previous Reading	Current Reading	Volume (Cu. Ft.)	Rate Desc.
Reclaimed		N/A	N/A	N/A	Unbundled

--- ADJUSTMENT ---

	Rate Per AF	Volume AF	Amount
Sep 2006 lrp contribution	185.00	108.8	-20,128.00

Agency Name	Invoice No.	Rev.	Bill Period	Page No.	Mailed On	Due On
San Diego County Water Authority	5492	0	October 2006	7 of 7	11-09-06	12-29-06

Adjustment Subtotal	108.8	-20,128.00
SD-RCL6 Total	108.8	-20,128.00

Meter No SD-RCL8

Reclaimed	Constant	Previous Reading	Current Reading	Volume (Cu. Ft.)	Rate Desc.
Reclaimed		N/A	N/A	N/A	Unbundled

--- ADJUSTMENT ---

	Rate Per AF	Volume AF	Amount
Sep 2006 lrp contribution	200.00	284.0	-56,800.00
Adjustment Subtotal		284.0	-56,800.00
SD-RCL8 Total		284.0	-56,800.00

Meter No SD-RCL9

Reclaimed	Constant	Previous Reading	Current Reading	Volume (Cu. Ft.)	Rate Desc.
		N/A	N/A	N/A	Unbundled

--- ADJUSTMENT ---

	Rate Per AF	Volume AF	Amount
OCT 2006 LPPRE	113.00	10.9	1,231.70
OCT 2006 LPPRE	267.00		-2,910.30
Adjustment Subtotal		10.9	-1,678.60
SD-RCL9 Total		10.9	-1,678.60

Meter No SDTJ-01A

Treated Domestic	Constant	Previous Reading	Current Reading	Volume (Cu. Ft.)	Rate Desc.
San Diego-Tijuana	133.68	166987	166987	0	Unbundled

--- DELIVERIES ---

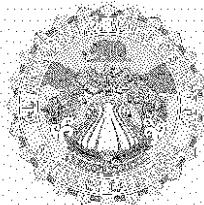
	Rate Per AF	Volume AF	Amount
Delivery Subtotal		0.0	0.00
SDTJ-01A Total		0.0	0.00

--- OTHER CHARGES AND CREDITS ---

	Amount
Conservation Ag # 55708	-607,632.64
Capacity Charge for current calendar year	4,406,400.00
Readiness to Serve Charge for current fiscal year	4,895,248.00

VOLUME TOTAL	INVOICE TOTAL
57,951.5	\$28,490,268.86

This invoice was printed on 11/8/2006 at 2:38:59PM

**MWD**

METROPOLITAN WATER DISTRICT OF SOUTHERN CALIFORNIA

700 North Alameda Street

Los Angeles, CA, 90012-2944

INVOICE**Billed To:**

San Diego County Water Authority

**Service Address**4677 Overland Avenue
San Diego, CA 92123-1233

November 2006	Page No. 1 of 2
Mailed: 12/08/2006	Due Date: 01/31/2007
Invoice Number: 5520	Revision: 0

NOTICE

The MWD Administrative Code Section 4507 and 4508 require that payment must be made in "Good Funds" by the due date or the payment will be considered delinquent and an additional charge shall be assessed.

DELIVERIES

	Volume (AF)
Total Water Treated Delivered	19,710.5
Total Water Untreated Delivered	36,905.8

SALES

	Type	Volume (AF)	Rate (\$ /AF)	Total (\$)
Full Service	Tier 1 Supply Rate	40,371.9	\$73.00	\$2,947,148.70
	System Access Rate	40,371.9	\$152.00	\$6,136,528.80
	Water Stewardship Rate	40,371.9	\$25.00	\$1,009,297.50
	System Power Rate	40,371.9	\$81.00	\$3,270,123.90
	Treatment Surcharge	13,645.5	\$122.00	\$1,664,751.00
Adjust Full Service Prior Rates				
Certification(s) for 200401 to 200412 for Domestic	Untreated	0.8	\$326.00	\$260.80
Certification(s) for 200501 to 200512 for Domestic	Untreated	13.3	\$331.00	\$4,402.30
IAWP	Treated	6,108.6		\$2,070,815.40
	Untreated	1,070.7		\$258,042.70
Seasonal Long Term	Untreated	1,335.5		\$317,849.00
SUBTOTAL				\$17,679,220.10

MISCELLANEOUS SALES

Surface Storage Operating Agreement - TR, Scheduled	71.9	\$27,537.70
Surface Storage Operating Agreement - UT, Scheduled	210.8	\$55,018.80
		\$82,556.50

WATER MANAGEMENT

	Volume (AF)	Total (\$)
Local Resource Programs	1,880.8	(\$401,758.70)
SUBTOTAL		(\$401,758.70)

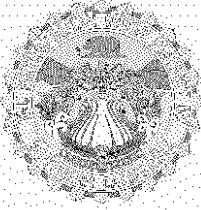
EXCHANGES, WHEELING, AND OTHER DELIVERIES

IID San Diego Exchange UnTreated	3,333.3	\$859,991.40
		\$859,991.40

OTHER CHARGES AND CREDITS

		Rate (\$ /AF)	
Conservation Credit			(\$296,653.28)
Tier 2 Surcharge for 2004	0.8	\$81.00	\$64.80
SUBTOTAL			(\$296,588.48)

MWD2010-00274963



MWD
 METROPOLITAN WATER DISTRICT OF SOUTHERN CALIFORNIA
 700 North Alameda Street
 Los Angeles, CA, 90012-2944

INVOICE**Billed To:**

San Diego County Water Authority

**Service Address**

4677 Overland Avenue
 San Diego, CA 92123-1233

November 2006

Page No. 2 of 2

Mailed: 12/08/2006

Due Date: 01/31/2007

Invoice Number: 5520

Revision: 0

NOTICE

The MWD Administrative Code Section 4507 and 4508 require that payment must be made in "Good Funds" by the due date or the payment will be considered delinquent and an additional charge shall be assessed.

ADDITIONAL INFORMATION

	Volume (AF)	Tier1 %	Peak Day	Flow (CFS)
Purchase Order Commitment (Jan 2003 to Dec 2012)	3,342,570.6			
Purchase Order Firm Delivery To Date (Jan 2003 to Dec 2012)	1,957,289.9			
Tier 1 Annual Limit (For Current Calendar Year)	501,385.6			
Tier 1 YTD Deliveries (For Current Calendar Year)	446,767.2	89.0		
Tier 1 Current Month Deliveries	40,654.6			
Capacity Charge				1,296.0

INVOICE TOTAL

Volume AF


51,064.3

Amount Now Due

\$17,923,420.82

Note: Amount Due is based on highlighted fields

MWD2010-00274964



MWD
 METROPOLITAN WATER DISTRICT OF SOUTHERN CALIFORNIA
 700 North Alameda Street
 Los Angeles, CA, 90012-2944

INVOICE DETAIL

NOTICE

The MWD Administrative Code Section 4507 and 4508 require that payment must be made in "Good Funds" by the due date or the payment will be considered delinquent and an additional charge shall be assessed.

IN ACCORDANCE WITH READINGS AND BILLING DATA LISTED BELOW

Agency Name	Invoice No.	Rev.	Bill Period	Page No.	Mailed On	Due On
San Diego County Water Authority	5520	0	November 2006	1 of 7	12-08-06	01-31-07

Meter No CM-10

Treated	Constant	Previous Reading	Current Reading	Volume (Cu. Ft.)	Rate Desc
Treated Domestic		0	0	0	Unbundled

--- ADJUSTMENT ---

	Rate Per AF	Volume AF	Amount
NOV 2006 - OC to SD Transfer	453.00	43.6	19,750.80
Adjustment Subtotal		43.6	19,750.80
CM-10 Total		43.6	19,750.80

Meter No SD-01A

Treated Domestic	Constant	Previous Reading	Current Reading	Volume (Cu. Ft.)	Rate Desc
Rainbow Cyn. Rd. e/o Frontage Rd.	1,000	19666664	19839538	172874000	Unbundled

--- DELIVERIES ---

	Rate Per AF	Volume AF	Amount
Tier 1 Supply Rate	73.00	3,968.6	289,707.80
System Access Rate	152.00	3,968.6	603,227.20
Water Stewardship Rate	25.00	3,968.6	99,215.00
System Power Rate	81.00	3,968.6	321,456.60
Treatment Surcharge	122.00	3,968.6	484,169.20
Delivery Subtotal		3,968.6	1,797,775.80
SD-01A Total		3,968.6	1,797,775.80

Meter No SD-01B

Treated Domestic	Constant	Previous Reading	Current Reading	Volume (Cu. Ft.)	Rate Desc
Rainbow Cyn. Rd. e/o Frontage Rd.	1,000	19324644	19494008	169364000	Unbundled

--- DELIVERIES ---

	Rate Per AF	Volume AF	Amount
Tier 1 Supply Rate	73.00	3,888.1	283,831.30
System Access Rate	152.00	3,888.1	590,991.20
Water Stewardship Rate	25.00	3,888.1	97,202.50
System Power Rate	81.00	3,888.1	314,936.10
Treatment Surcharge	122.00	3,888.1	474,348.20
Delivery Subtotal		3,888.1	1,761,309.30
SD-01B Total		3,888.1	1,761,309.30

Agency Name	Invoice No.	Rev.	Bill Period	Page No.	Mailed On	Due On
San Diego County Water Authority	5520	0	November 2006	2 of 7	12-08-06	01-31-07

Meter No SD-02

Treated Domestic	Constant	Previous Reading	Current Reading	Volume (Cu. Ft.)	Rate Desc.
w/o Rainbow Glen Rd.	100	18330226	18536038	20581200	Unbundled

--- DELIVERIES ---		Rate Per AF	Volume AF	Amount
Tier 1 Supply Rate		73.00	472.5	34,492.50
System Access Rate		152.00	472.5	71,820.00
Water Stewardship Rate		25.00	472.5	11,812.50
System Power Rate		81.00	472.5	38,272.50
Treatment Surcharge		122.00	472.5	57,645.00
Delivery Subtotal			472.5	214,042.50
SD-02 Total			472.5	214,042.50

Meter No SD-03

Untreated Domestic	Constant	Previous Reading	Current Reading	Volume (Cu. Ft.)	Rate Desc.
Rainbow Cyn. Rd. e/o Frontage Rd.	1.000	58205732	58848492	642760000	Unbundled

--- DELIVERIES ---		Rate Per AF	Volume AF	Amount
Tier 1 Supply Rate		73.00	14,755.7	1,077,166.10
System Access Rate		152.00	14,755.7	2,242,866.40
Water Stewardship Rate		25.00	14,755.7	368,892.50
System Power Rate		81.00	14,755.7	1,195,211.70
Delivery Subtotal			14,755.7	4,884,136.70
--- ADJUSTMENT ---		Rate Per AF	Volume AF	Amount
SEP 2006 ADJ Surface Storage TO Scheduled SOLD VOIDED (San Diego CWA)		261.00	-58.4	-15,242.40
SEP 2006 ADJ Surface Storage TO Scheduled SOLD (San Diego CWA)		261.00	58.4	15,242.40
Adjustment Subtotal			0.0	0.00
SD-03 Total			14,755.7	4,884,136.70

Meter No SD-05

Treated Domestic	Constant	Previous Reading	Current Reading	Volume (Cu. Ft.)	Rate Desc.
s/o Reche Rd. w/o Wilt Rd.	100	5873677	5990716	11703900	Unbundled

--- DELIVERIES ---		Rate Per AF	Volume AF	Amount
Tier 1 Supply Rate		73.00	268.7	19,615.10
System Access Rate		152.00	268.7	40,842.40
Water Stewardship Rate		25.00	268.7	6,717.50
System Power Rate		81.00	268.7	21,764.70
Treatment Surcharge		122.00	268.7	32,781.40
Delivery Subtotal			268.7	121,721.10
SD-05 Total			268.7	121,721.10

Meter No SD-07

Treated Domestic	Constant	Previous Reading	Current Reading	Volume (Cu. Ft.)	Rate Desc.
e/o Wilt Rd. n/o Dos Ninos Ave.	1.000	98105888	98571752	465864000	Unbundled

--- DELIVERIES ---		Rate Per AF	Volume AF	Amount
Tier 1 Supply Rate		73.00	10,694.8	780,720.40
System Access Rate		152.00	10,694.8	1,625,609.60
Water Stewardship Rate		25.00	10,694.8	267,370.00
System Power Rate		81.00	10,694.8	866,278.80

Agency Name	Invoice No.	Rev	Bill Period	Page No.	Mailed On	Due On
San Diego County Water Authority	5520	0	November 2006	3 of 7	12-08-06	01-31-07

--- DELIVERIES ---

	Rate Per AF	Volume AF	Amount
Treatment Surcharge	122.00	10,694.8	1,304,765.60
Delivery Subtotal		10,694.8	4,844,744.40

--- ADJUSTMENT ---

	Rate Per AF	Volume AF	Amount
Sep 2006 adj full service to agr voided	453.00	26.9	12,185.70
Sep 2006 adj full service to agr voided (Olivenhain)	339.00	-26.9	-9,119.10
Sep 2006 adj full service to agr	453.00	-25.5	-11,551.50
Sep 2006 adj full service to agr (Olivenhain)	339.00	25.5	8,644.50
Sep 2006 adj full service to agr	453.00	-79.4	-35,968.20
Sep 2006 adj full service to agr (Rincon)	339.00	79.4	26,916.60
Sep 2006 adj full service to agr	453.00	-116.1	-52,593.30
Sep 2006 adj full service to agr (Carlsbad Municipal)	339.00	116.1	39,357.90
Sep 2006 adj full service to agr	453.00	-2.3	-1,041.90
Sep 2006 adj full service to agr (Padre Dam)	339.00	2.3	779.70
Sep 2006 adj full service to agr	453.00	-93.6	-42,400.80
Sep 2006 adj full service to agr (Oceanside)	339.00	93.6	31,730.40
Oct 2006 adj full service to agr	453.00	-8.0	-3,624.00
Oct 2006 adj full service to agr (City of San Diego)	339.00	8.0	2,712.00
Oct 2006 adj full service to agr	453.00	-11.9	-5,390.70
Oct 2006 adj full service to agr (Olivenhain)	339.00	11.9	4,034.10
Oct 2006 adj full service to agr	453.00	-10.6	-4,801.80
Oct 2006 adj full service to agr (Otay)	339.00	10.6	3,593.40
Oct 2006 adj full service to agr	453.00	-1,934.1	-876,147.30
Oct 2006 adj full service to agr (Rainbow)	339.00	1,934.1	655,659.90
Oct 2006 adj full service to agr	453.00	-143.2	-64,869.60
Oct 2006 adj full service to agr (Ramona)	339.00	143.2	48,544.80
Oct 2006 adj full service to agr	453.00	-65.3	-29,580.90
Oct 2006 adj full service to agr (Rincon)	339.00	65.3	22,136.70
Oct 2006 adj full service to agr	453.00	-2.7	-1,223.10
Oct 2006 adj full service to agr (Santa Fe Irrigation)	339.00	2.7	915.30
Oct 2006 adj full service to agr	453.00	-3,305.9	-1,497,572.70
Oct 2006 adj full service to agr (Valley Center)	339.00	3,305.9	1,120,700.10
Oct 2006 adj full service to agr	453.00	-29.3	-13,272.90
Oct 2006 adj full service to agr (Vista)	339.00	29.3	9,932.70
Oct 2006 adj full service to agr	453.00	-307.6	-139,342.80
Oct 2006 adj full service to agr (Yuima)	339.00	307.6	104,276.40
OCT 2006 ADJ Surface Storage TO Scheduled SOLD (San Diego CWA)	383.00	71.9	27,537.70
Adjustment Subtotal		71.9	-668,842.70
SD-07 Total		10,766.7	4,175,901.70

Meter No SD-08

Treated Domestic	Constant	Previous Reading	Current Reading	Volume (Cu. Ft.)	Rate Desc.
n/o Red Mtn. n/o Mission Rd.	100	28382412	28562304	17989200	Unbundled

--- DELIVERIES ---

	Rate Per AF	Volume AF	Amount
Tier 1 Supply Rate	73.00	413.0	30,149.00
System Access Rate	152.00	413.0	62,776.00
Water Stewardship Rate	25.00	413.0	10,325.00
System Power Rate	81.00	413.0	33,453.00
Treatment Surcharge	122.00	413.0	50,386.00
Delivery Subtotal		413.0	187,089.00
SD-08 Total		413.0	187,089.00

Meter No SD-09

Treated Domestic	Constant	Previous Reading	Current Reading	Volume (Cu. Ft.)	Rate Desc.
w/o Rainbow Glen. Rd. n/o Red Mtn.	100	6945387	6947493	210600	Unbundled

Agency Name	Invoice No.	Rev.	Bill Period	Page No.	Mailed On	Due On
San Diego County Water Authority	5520	0	November 2006	4 of 7	12-08-06	01-31-07

--- DELIVERIES ---

	Rate Per AF	Volume AF	Amount
Tier 1 Supply Rate	73.00	4.8	350.40
System Access Rate	152.00	4.8	729.60
Water Stewardship Rate	25.00	4.8	120.00
System Power Rate	81.00	4.8	388.80
Treatment Surcharge	122.00	4.8	585.60
Delivery Subtotal		4.8	2,174.40
SD-09 Total		4.8	2,174.40

Meter No SD-11

Untreated Domestic	Constant	Previous Reading	Current Reading	Volume (Cu. Ft.)	Rate Desc.
e/o Willt Rd. n/o Dos Ninos Ave.	10,000	11619390	11715876	964860000	Unbundled

--- DELIVERIES ---

	Rate Per AF	Volume AF	Amount
Tier 1 Supply Rate	73.00	22,150.1	1,616,957.30
System Access Rate	152.00	22,150.1	3,366,815.20
Water Stewardship Rate	25.00	22,150.1	553,752.50
System Power Rate	81.00	22,150.1	1,794,158.10
Delivery Subtotal		22,150.1	7,331,683.10

--- ADJUSTMENT ---

	Rate Per AF	Volume AF	Amount
Sep 2004 adj full service to agr voided	326.00	63.9	20,831.40
Sep 2004 adj full service to agr voided (Poway)	236.00	-63.9	-15,080.40
Sep 2004 adj full service to agr	326.00	-63.1	-20,570.60
Sep 2004 adj full service to agr (Poway)	236.00	63.1	14,891.60
Jan 2005 adj full service to agr voided	331.00	4.5	1,489.50
Jan 2005 adj full service to agr voided (Poway)	241.00	-4.5	-1,084.50
Jan 2005 adj full service to agr	331.00	-4.0	-1,324.00
Jan 2005 adj full service to agr (Poway)	241.00	4.0	964.00
Feb 2005 adj full service to agr voided	331.00	9.4	3,111.40
Feb 2005 adj full service to agr voided (Poway)	241.00	-9.4	-2,265.40
Feb 2005 adj full service to agr	331.00	-9.0	-2,979.00
Feb 2005 adj full service to agr (Poway)	241.00	9.0	2,169.00
Mar 2005 adj full service to agr voided	331.00	13.3	4,402.30
Mar 2005 adj full service to agr voided (Poway)	241.00	-13.3	-3,205.30
Mar 2005 adj full service to agr	331.00	-11.8	-3,905.80
Mar 2005 adj full service to agr (Poway)	241.00	11.8	2,843.80
Jun 2005 adj full service to agr voided	331.00	74.6	24,692.60
Jun 2005 adj full service to agr voided (Poway)	241.00	-74.6	-17,978.60
Jun 2005 adj full service to agr	331.00	-63.7	-21,084.70
Jun 2005 adj full service to agr (Poway)	241.00	63.7	15,351.70
Aug 2006 adj full service to agr	331.00	-168.2	-55,674.20
Aug 2006 adj full service to agr (Poway)	241.00	168.2	40,536.20
Sep 2006 adj full service to agr voided	331.00	109.9	36,376.90
Sep 2006 adj full service to agr voided (Olivenhain)	241.00	-109.9	-26,485.90
Sep 2006 adj full service to agr	331.00	-104.3	-34,523.30
Sep 2006 adj full service to agr (Olivenhain)	241.00	104.3	25,136.30
Sep 2006 adj full service to agr	331.00	-163.5	-54,118.50
Sep 2006 adj full service to agr (Oceanside)	241.00	163.5	39,403.50
SEP 2006 ADJ Surface Storage TO Scheduled SOLD VOIDED (San Diego CWA)	261.00	-176.0	-45,936.00
SEP 2006 ADJ Surface Storage TO Scheduled SOLD VOIDED (San Diego CWA)	261.00	-1,560.1	-407,186.10
SEP 2006 ADJ Surface Storage TO Scheduled SOLD VOIDED (San Diego CWA)	261.00	-2,883.3	-752,541.30
SEP 2006 ADJ Surface Storage TO Scheduled SOLD VOIDED (San Diego CWA)	261.00	-683.8	-178,471.80
SEP 2006 ADJ Surface Storage TO Scheduled SOLD VOIDED (San Diego CWA)	261.00	-656.6	-171,372.60
SEP 2006 ADJ Surface Storage TO Scheduled SOLD VOIDED (San Diego CWA)	261.00	-2,380.5	-621,310.50
SEP 2006 ADJ Surface Storage TO Scheduled SOLD VOIDED (San Diego CWA)	261.00	-2,770.9	-723,204.90
SEP 2006 ADJ Surface Storage TO Scheduled SOLD (San Diego CWA)	261.00	176.0	45,936.00
SEP 2006 ADJ Surface Storage TO Scheduled SOLD (San Diego CWA)	261.00	1,560.1	407,186.10
SEP 2006 ADJ Surface Storage TO Scheduled SOLD (San Diego CWA)	261.00	683.8	178,471.80
SEP 2006 ADJ Surface Storage TO Scheduled SOLD (San Diego CWA)	261.00	656.6	171,372.60

Agency Name	Invoice No.	Rev	Bill Period	Page No.	Mailed On	Due On
San Diego County Water Authority	5520	0	November 2006	5 of 7	12-08-06	01-31-07

--- ADJUSTMENT ---

	Rate Per AF	Volume AF	Amount
SEP 2006 ADJ Surface Storage TO Scheduled SOLD (San Diego CWA)	261.00	2,380.5	621,310.50
SEP 2006 ADJ Surface Storage TO Scheduled SOLD (San Diego CWA)	261.00	5,578.8	1,456,066.80
Oct 2006 adj full service to agr	331.00	-91.6	-30,319.60
Oct 2006 adj full service to agr (City of San Diego)	241.00	91.6	22,075.60
Oct 2006 adj full service to agr	331.00	-276.5	-91,521.50
Oct 2006 adj full service to agr (Escondido)	241.00	276.5	66,636.50
Oct 2006 adj full service to agr	331.00	-96.2	-31,842.20
Oct 2006 adj full service to agr (Olivenhain)	241.00	96.2	23,184.20
Oct 2006 adj full service to agr	331.00	-238.7	-79,009.70
Oct 2006 adj full service to agr (Ramona)	241.00	238.7	57,526.70
Oct 2006 adj full service to agr	331.00	-20.4	-6,752.40
Oct 2006 adj full service to agr (Santa Fe Irrigation)	241.00	20.4	4,916.40
Oct 2006 adj full service to agr	331.00	-35.3	-11,684.30
Oct 2006 adj full service to agr (Vista)	241.00	35.3	8,507.30
OCT 2006 ADJ Surface Storage TO Scheduled SOLD VOIDED (San Diego CWA)	261.00	-7,185.6	-1,875,441.60
OCT 2006 ADJ Surface Storage TO Scheduled SOLD VOIDED (San Diego CWA)	261.00	-323.0	-84,303.00
OCT 2006 ADJ Surface Storage TO Scheduled SOLD (San Diego CWA)	261.00	2,883.3	752,541.30
OCT 2006 ADJ Surface Storage TO Scheduled SOLD (San Diego CWA)	261.00	4,377.7	1,142,579.70
OCT 2006 ADJ Surface Storage TO Scheduled SOLD (San Diego CWA)	261.00	533.8	139,321.80
Nov 2006 adj iid xfer to sdcwa	331.00	-3,333.3	-1,103,322.30
Nov 2006 adj iid xfer to sdcwa (San Diego CWA)	258.00		859,991.40
Nov 2006 adj full service to surface storage - Direct - (San Diego CWA)	331.00	-4,425.8	-1,464,939.80
Nov 2006 adj full service to sss rrrds	331.00	-1,335.5	-442,050.50
Nov 2006 adj full service to sss rrrds lng (Sweetwater)	238.00	1,335.5	317,849.00
Adjustment Subtotal		-7,548.3	-1,873,816.40
SD-11 Total		14,601.8	5,457,866.70

Meter No SD-DS1

Desalted	Constant	Previous Reading	Current Reading	Volume (Cu. Ft.)	Rate Desc.
Desalted		N/A	N/A	N/A	Unbundled

--- ADJUSTMENT ---

	Rate Per AF	Volume AF	Amount
Nov 2006 lppds contribution	250.00	205.8	-51,450.00
Adjustment Subtotal		205.8	-51,450.00
SD-DS1 Total		205.8	-51,450.00

Meter No SD-GRP1

Recovered	Constant	Previous Reading	Current Reading	Volume (Cu. Ft.)	Rate Desc.
Recovered Greenbelt		N/A	N/A	N/A	Unbundled

--- ADJUSTMENT ---

	Rate Per AF	Volume AF	Amount
NOV 2006 GRP	479.00	328.5	157,351.50
NOV 2006 GRP	729.00		-239,476.50
Adjustment Subtotal		328.5	-82,125.00
SD-GRP1 Total		328.5	-82,125.00

Meter No SD-RCL10

Reclaimed	Constant	Previous Reading	Current Reading	Volume (Cu. Ft.)	Rate Desc.
		N/A	N/A	N/A	Unbundled

--- ADJUSTMENT ---

	Rate Per AF	Volume AF	Amount
Oct 2006 contribution	200.00	649.6	-129,920.00

Agency Name	Invoice No.	Rev.	Bill Period	Page No.	Mailed On	Due On
San Diego County Water Authority	5520	0	November 2006	6 of 7	12-08-06	01-31-07

Adjustment Subtotal 649.6 -129,920.00

SD-RCL10 Total 649.6 -129,920.00

Meter No SD-RCL11

Reclaimed	Constant	Previous Reading	Current Reading	Volume (Cu. Ft.)	Rate Desc.
Reclaimed		N/A	N/A	N/A	Unbundled

--- ADJUSTMENT ---

Rate Per AF Volume AF Amount

Nov 2006 contribution 250.00 18.2 -4,550.00

Adjustment Subtotal 18.2 -4,550.00

SD-RCL11 Total 18.2 -4,550.00

Meter No SD-RCL12

Reclaimed	Constant	Previous Reading	Current Reading	Volume (Cu. Ft.)	Rate Desc.
Reclaimed		N/A	N/A	N/A	Unbundled

--- ADJUSTMENT ---

Rate Per AF Volume AF Amount

Oct 2006 lrp contribution 250.00 100.7 -25,175.00

Adjustment Subtotal 100.7 -25,175.00

SD-RCL12 Total 100.7 -25,175.00

Meter No SD-RCL13

Reclaimed	Constant	Previous Reading	Current Reading	Volume (Cu. Ft.)	Rate Desc.
Reclaimed		N/A	N/A	N/A	Unbundled

--- ADJUSTMENT ---

Rate Per AF Volume AF Amount

Nov 2006 contribution 250.00 74.4 -18,600.00

Adjustment Subtotal 74.4 -18,600.00

SD-RCL13 Total 74.4 -18,600.00

Meter No SD-RCL14

Reclaimed	Constant	Previous Reading	Current Reading	Volume (Cu. Ft.)	Rate Desc.
Reclaimed		N/A	N/A	N/A	Unbundled

--- ADJUSTMENT ---

Rate Per AF Volume AF Amount

Sep 2006 contribution 149.00 103.4 -15,406.60

Adjustment Subtotal 103.4 -15,406.60

SD-RCL14 Total 103.4 -15,406.60

Meter No SD-RCL15

Reclaimed	Constant	Previous Reading	Current Reading	Volume (Cu. Ft.)	Rate Desc.
Reclaimed		N/A	N/A	N/A	Unbundled

--- ADJUSTMENT ---

Rate Per AF Volume AF Amount

Nov 2006 contribution 150.00 59.9 -8,985.00

Adjustment Subtotal 59.9 -8,985.00

Agency Name	Invoice No.	Rev.	Bill Period	Page No.	Mailed On	Due On
San Diego County Water Authority	5520	0	November 2006	7 of 7	12-08-06	01-31-07

SD-RCL15 Total 59.9 -8,985.00

Meter No SD-RCL6

Reclaimed	Constant	Previous Reading	Current Reading	Volume (Cu. Ft.)	Rate Desc.
Reclaimed		N/A	N/A	N/A	Unbundled

--- ADJUSTMENT ---			Rate Per AF	Volume AF	Amount
Oct 2006 lrp contribution			185.00	111.1	-20,553.50
Adjustment Subtotal				111.1	-20,553.50
				SD-RCL6 Total	111.1 -20,553.50

Meter No SD-RCL8

Reclaimed	Constant	Previous Reading	Current Reading	Volume (Cu. Ft.)	Rate Desc.
Reclaimed		N/A	N/A	N/A	Unbundled

--- ADJUSTMENT ---			Rate Per AF	Volume AF	Amount
Oct 2006 lrp contribution			200.00	210.8	-42,160.00
Adjustment Subtotal				210.8	-42,160.00
				SD-RCL8 Total	210.8 -42,160.00

Meter No SD-RCL9

Reclaimed	Constant	Previous Reading	Current Reading	Volume (Cu. Ft.)	Rate Desc.
Reclaimed		N/A	N/A	N/A	Unbundled

--- ADJUSTMENT ---			Rate Per AF	Volume AF	Amount
NOV 2006 LPPRE			113.00	18.4	2,079.20
NOV 2006 LPPRE			267.00		-4,912.80
Adjustment Subtotal				18.4	-2,833.60
				SD-RCL9 Total	18.4 -2,833.60

Meter No SDTJ-01A

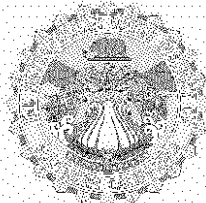
Treated Domestic	Constant	Previous Reading	Current Reading	Volume (Cu. Ft.)	Rate Desc.
San Diego-Tijuana	133.68	166987	166987	0	Unbundled

--- DELIVERIES ---			Rate Per AF	Volume AF	Amount
Delivery Subtotal				0.0	0.00
				SDTJ-01A Total	0.0 0.00

--- OTHER CHARGES AND CREDITS ---			Amount		
Conservation Ag.# 55708					-296,653.28
Tier 2 Surcharge adjustment for prior calendar year 2004					64.80

VOLUME TOTAL	INVOICE TOTAL
51,064.3	\$17,923,420.82

This invoice was printed on 12/6/2006 at 2:45:41 PM



MWD
METROPOLITAN WATER DISTRICT OF SOUTHERN CALIFORNIA
 700 North Alameda Street
 Los Angeles, CA, 90012-2944

INVOICE**Billed To:**

San Diego County Water Authority

**Service Address**

4677 Overland Avenue
 San Diego, CA 92123-1233

December 2006	Page No. 1 of 2
Mailed: 01/10/2007	Due Date: 02/28/2007
Invoice Number: 5548	Revision: 0

NOTICE

The MWD Administrative Code Section 4507 and 4508 require that payment must be made in "Good Funds" by the due date or the payment will be considered delinquent and an additional charge shall be assessed.

DELIVERIES

	Volume (AF)
Total Water Treated Delivered	11,237.3
Total Water Untreated Delivered	36,163.7

SALES

	Type	Volume (AF)	Rate (\$ /AF)	Total (\$)
Full Service	Tier 1 Supply Rate	30,741.7	\$73.00	\$2,244,144.10
	System Access Rate	30,741.7	\$152.00	\$4,672,738.40
	Water Stewardship Rate	30,741.7	\$25.00	\$768,542.50
	System Power Rate	30,741.7	\$81.00	\$2,490,077.70
	Treatment Surcharge	3,971.8	\$122.00	\$484,559.60
Adjust Full Service Prior Rates				
Certification(s) for 200401 to 200412 for Domestic	Treated	658.0	\$418.00	\$275,044.00
Certification(s) for 200501 to 200512 for Domestic	Treated	59.2	\$443.00	\$26,225.60
Certification(s) for 200401 to 200412 for Domestic	Untreated	-3.7	\$326.00	(\$1,206.20)
Certification(s) for 200501 to 200512 for Domestic	Untreated	113.4	\$331.00	\$37,535.40
IAWP	Treated	6,585.3		\$2,256,038.70
	Untreated	777.6		\$187,383.10
Seasonal Long Term	Untreated	1,344.1		\$319,895.80
SUBTOTAL				\$13,760,978.70

MISCELLANEOUS SALES

Surface Storage Operating Agreement - UT, Scheduled	365.9	\$95,499.90
		\$95,499.90

WATER MANAGEMENT

	Volume (AF)	Total (\$)
Local Resource Programs	1,059.8	(\$233,035.50)
SUBTOTAL		(\$233,035.50)

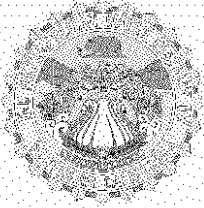
EXCHANGES, WHEELING, AND OTHER DELIVERIES

Tijuana Emergency Deliveries and Losses	38.7	\$11,571.30
IID San Diego Exchange UnTreated	3,333.4	\$860,017.20
		\$871,588.50

OTHER CHARGES AND CREDITS

		Rate (\$ /AF)	
Conservation Credit			(\$166,200.00)
Tier 2 Surcharge for 2004	654.3	\$81.00	\$52,998.30
Miscellaneous Debit/Credit (See Detail)			\$4,625.05
SUBTOTAL			(\$108,576.65)

MWD2010-00274972



MWD
 METROPOLITAN WATER DISTRICT OF SOUTHERN CALIFORNIA
 700 North Alameda Street
 Los Angeles, CA, 90012-2944

INVOICE

Billed To:

San Diego County Water Authority



Service Address

4677 Overland Avenue
 San Diego, CA 92123-1233

December 2006	Page No. 2 of 2
Mailed: 01/10/2007	Due Date: 02/28/2007
Invoice Number: 5548	Revision: 0

NOTICE

The MWD Administrative Code Section 4507 and 4508 require that payment must be made in "Good Funds" by the due date or the payment will be considered delinquent and an additional charge shall be assessed.

ADDITIONAL INFORMATION	Volume (AF)	Tier1 %	Peak Day	Flow (CFS)
Purchase Order Commitment (Jan 2003 to Dec 2012)	3,342,570.6			
Purchase Order Firm Delivery To Date (Jan 2003 to Dec 2012)	1,989,223.1			
Tier 1 Annual Limit (For Current Calendar Year)	501,385.6			
Tier 1 YTD Deliveries (For Current Calendar Year)	477,874.0	95.0		
Tier 1 Current Month Deliveries	31,106.8			
Capacity Charge				1,296.0

INVOICE TOTAL

Volume AF	Amount Now Due
41,740.0	\$14,386,454.95

Note: Amount Due is based on highlighted fields.



MWD

METROPOLITAN WATER DISTRICT OF SOUTHERN CALIFORNIA

700 North Alameda Street

Los Angeles, CA, 90012-2944

INVOICE DETAIL

NOTICE
The MWD Administrative Code Section 4507 and 4508 require that payment must be made in "Good Funds" by the due date or the payment will be considered delinquent and an additional charge shall be assessed.

IN ACCORDANCE WITH READINGS AND BILLING DATA LISTED BELOW

Agency Name	Invoice No.	Rev.	Bill Period	Page No.	Mailed On	Due On
San Diego County Water Authority	5548	0	December 2006	1 of 8	01-10-07	02-28-07

Meter No CM-10

Treated	Constant	Previous Reading	Current Reading	Volume (Cu. Ft.)	Rate Desc.
Treated Domestic		0	0	0	Unbundled

--- ADJUSTMENT ---

	Rate Per AF	Volume AF	Amount
DEC 2006 - OC to SD Transfer	453.00	37.0	16,761.00
Adjustment Subtotal		37.0	16,761.00
CM-10 Total		37.0	16,761.00

Meter No SD-01A

Treated Domestic	Constant	Previous Reading	Current Reading	Volume (Cu. Ft.)	Rate Desc.
Rainbow Cyn. Rd. e/o Frontage Rd.	1.000	19839538	19951184	111646000	Unbundled

--- DELIVERIES ---

	Rate Per AF	Volume AF	Amount
Tier 1 Supply Rate	73.00	2,563.0	187,099.00
System Access Rate	152.00	2,563.0	389,576.00
Water Stewardship Rate	25.00	2,563.0	64,075.00
System Power Rate	81.00	2,563.0	207,603.00
Treatment Surcharge	122.00	2,563.0	312,686.00
Delivery Subtotal		2,563.0	1,161,039.00
SD-01A Total		2,563.0	1,161,039.00

Meter No SD-01B

Treated Domestic	Constant	Previous Reading	Current Reading	Volume (Cu. Ft.)	Rate Desc.
Rainbow Cyn. Rd. e/o Frontage Rd.	1.000	19494008	19594940	100932000	Unbundled

--- DELIVERIES ---

	Rate Per AF	Volume AF	Amount
Tier 1 Supply Rate	73.00	2,317.1	169,148.30
System Access Rate	152.00	2,317.1	352,199.20
Water Stewardship Rate	25.00	2,317.1	57,927.50
System Power Rate	81.00	2,317.1	187,685.10
Treatment Surcharge	122.00	2,317.1	282,686.20
Delivery Subtotal		2,317.1	1,049,646.30
SD-01B Total		2,317.1	1,049,646.30

Agency Name	Invoice No.	Rev.	Bill Period	Page No.	Mailed On	Due On
San Diego County Water Authority	5548	0	December 2006	2 of 8	01-10-07	02-28-07

Meter No SD-02

Treated Domestic	Constant	Previous Reading	Current Reading	Volume (Cu. Ft.)	Rate Desc.
w/o Rainbow Glen Rd.	100	18536038	18641156	10511800	Unbundled

--- DELIVERIES ---

	Rate Per AF	Volume AF	Amount
Tier 1 Supply Rate	73.00	241.3	17,614.90
System Access Rate	152.00	241.3	36,677.60
Water Stewardship Rate	25.00	241.3	6,032.50
System Power Rate	81.00	241.3	19,545.30
Treatment Surcharge	122.00	241.3	29,438.60
Dec 2006, meter under 10% flow Tier 1 supply rate	73.00	1.0	73.00
Dec 2006, meter under 10% flow System access rate	152.00	1.0	152.00
Dec 2006, meter under 10% flow Water stewardship rate	25.00	1.0	25.00
Dec 2006, meter under 10% flow System power rate	81.00	1.0	81.00
Dec 2006, meter under 10% flow Treatment surcharge	122.00	1.0	122.00
Delivery Subtotal		242.3	109,761.90
SD-02 Total		242.3	109,761.90

Meter No SD-03

Untreated Domestic	Constant	Previous Reading	Current Reading	Volume (Cu. Ft.)	Rate Desc.
Rainbow Cyn. Rd. e/o Frontage Rd.	1.000	58848492	59545104	696612000	Unbundled

--- DELIVERIES ---

	Rate Per AF	Volume AF	Amount
Tier 1 Supply Rate	73.00	15,992.0	1,167,416.00
System Access Rate	152.00	15,992.0	2,430,784.00
Water Stewardship Rate	25.00	15,992.0	399,800.00
System Power Rate	81.00	15,992.0	1,295,352.00
Delivery Subtotal		15,992.0	5,293,352.00
SD-03 Total		15,992.0	5,293,352.00

Meter No SD-05

Treated Domestic	Constant	Previous Reading	Current Reading	Volume (Cu. Ft.)	Rate Desc.
s/o Reche Rd. w/o Wilt Rd.	100	5990716	6036835	4611900	Unbundled

--- DELIVERIES ---

	Rate Per AF	Volume AF	Amount
Tier 1 Supply Rate	73.00	105.9	7,730.70
System Access Rate	152.00	105.9	16,096.80
Water Stewardship Rate	25.00	105.9	2,647.50
System Power Rate	81.00	105.9	8,577.90
Treatment Surcharge	122.00	105.9	12,919.80
Delivery Subtotal		105.9	47,972.70
SD-05 Total		105.9	47,972.70

Meter No SD-07

Treated Domestic	Constant	Previous Reading	Current Reading	Volume (Cu. Ft.)	Rate Desc.
e/o Wilt Rd. n/o Dos Ninos Ave.	1.000	98571752	98817720	245968000	Unbundled

--- DELIVERIES ---

	Rate Per AF	Volume AF	Amount
Tier 1 Supply Rate	73.00	5,646.6	412,201.80
System Access Rate	152.00	5,646.6	858,283.20
Water Stewardship Rate	25.00	5,646.6	141,165.00
System Power Rate	81.00	5,646.6	457,374.60
Treatment Surcharge	122.00	5,646.6	688,885.20

Agency Name	Invoice No.	Rev.	Bill Period	Page No.	Mailed On	Due On
San Diego County Water Authority	5548	0	December 2006	3 of 8	01-10-07	02-28-07

Delivery Subtotal	5,646.6	2,557,909.80
-------------------	---------	--------------

--- ADJUSTMENT ---

	Rate Per AF	Volume AF	Amount
Jul 2004 adj full service to agr voided	418.00	416.8	174,222.40
Jul 2004 adj full service to agr voided (Ramona)	304.00	-416.8	-126,707.20
Jul 2004 adj full service to agr	418.00	-451.4	-188,685.20
Jul 2004 adj full service to agr (Ramona)	304.00	451.4	137,225.60
Jul 2004 adj full service to agr voided	418.00	2,839.1	1,186,743.80
Jul 2004 adj full service to agr voided (Rainbow)	304.00	-2,839.1	-863,086.40
Jul 2004 adj full service to agr	418.00	-2,615.7	-1,093,362.60
Jul 2004 adj full service to agr (Rainbow)	304.00	2,615.7	795,172.80
Aug 2004 adj full service to agr voided	418.00	398.9	166,740.20
Aug 2004 adj full service to agr voided (Ramona)	304.00	-398.9	-121,265.60
Aug 2004 adj full service to agr	418.00	-435.5	-182,039.00
Aug 2004 adj full service to agr (Ramona)	304.00	435.5	132,392.00
Aug 2004 adj full service to agr voided	418.00	2,764.7	1,155,644.60
Aug 2004 adj full service to agr voided (Rainbow)	304.00	-2,764.7	-840,468.80
Aug 2004 adj full service to agr	418.00	-2,631.5	-1,099,967.00
Aug 2004 adj full service to agr (Rainbow)	304.00	2,631.5	799,976.00
Sep 2004 adj full service to agr voided	418.00	460.6	192,530.80
Sep 2004 adj full service to agr voided (Ramona)	304.00	-460.6	-140,022.40
Sep 2004 adj full service to agr	418.00	-467.7	-195,498.60
Sep 2004 adj full service to agr (Ramona)	304.00	467.7	142,180.80
Sep 2004 adj full service to agr voided	418.00	2,876.0	1,202,168.00
Sep 2004 adj full service to agr voided (Rainbow)	304.00	-2,876.0	-874,304.00
Sep 2004 adj full service to agr	418.00	-2,693.2	-1,125,757.60
Sep 2004 adj full service to agr (Rainbow)	304.00	2,693.2	818,732.80
Oct 2004 adj full service to agr voided	418.00	199.2	83,265.60
Oct 2004 adj full service to agr voided (Ramona)	304.00	-199.2	-60,556.80
Oct 2004 adj full service to agr	418.00	-223.6	-93,464.80
Oct 2004 adj full service to agr (Ramona)	304.00	223.6	67,974.40
Oct 2004 adj full service to agr voided	418.00	1,446.1	604,469.80
Oct 2004 adj full service to agr voided (Rainbow)	304.00	-1,446.1	-439,614.40
Oct 2004 adj full service to agr	418.00	-1,333.3	-557,319.40
Oct 2004 adj full service to agr (Rainbow)	304.00	1,333.3	405,323.20
Nov 2004 adj full service to agr voided	418.00	525.2	219,533.60
Nov 2004 adj full service to agr voided (Rainbow)	304.00	-525.2	-159,660.80
Nov 2004 adj full service to agr	418.00	-477.2	-199,469.60
Nov 2004 adj full service to agr (Rainbow)	304.00	477.2	145,068.80
Dec 2004 adj full service to agr voided	418.00	728.4	304,471.20
Dec 2004 adj full service to agr voided (Rainbow)	304.00	-728.4	-221,433.60
Dec 2004 adj full service to agr	418.00	-667.9	-279,182.20
Dec 2004 adj full service to agr (Rainbow)	304.00	667.9	203,041.60
Jan 2005 adj full service to agr voided	443.00	262.8	116,420.40
Jan 2005 adj full service to agr voided (Rainbow)	329.00	-262.8	-86,461.20
Jan 2005 adj full service to agr	443.00	-239.4	-106,054.20
Jan 2005 adj full service to agr (Rainbow)	329.00	239.4	78,762.60
Feb 2005 adj full service to agr voided	443.00	291.9	129,311.70
Feb 2005 adj full service to agr voided (Rainbow)	329.00	-291.9	-96,035.10
Feb 2005 adj full service to agr	443.00	-278.8	-123,508.40
Feb 2005 adj full service to agr (Rainbow)	329.00	278.8	91,725.20
Mar 2005 adj full service to agr voided	443.00	320.1	141,804.30
Mar 2005 adj full service to agr voided (Rainbow)	329.00	-320.1	-105,312.90
Mar 2005 adj full service to agr	443.00	-288.4	-127,761.20
Mar 2005 adj full service to agr (Rainbow)	329.00	288.4	94,883.60
Apr 2005 adj full service to agr voided	443.00	1,490.3	660,202.90
Apr 2005 adj full service to agr voided (Rainbow)	329.00	-1,490.3	-490,308.70
Apr 2005 adj full service to agr	443.00	-1,413.1	-626,003.30
Apr 2005 adj full service to agr (Rainbow)	329.00	1,413.1	464,909.90
May 2005 adj full service to agr voided	443.00	1,793.1	794,343.30
May 2005 adj full service to agr voided (Rainbow)	329.00	-1,793.1	-589,929.90
May 2005 adj full service to agr	443.00	-1,807.8	-800,855.40
May 2005 adj full service to agr (Rainbow)	329.00	1,807.8	594,766.20
Jun 2005 adj full service to agr voided	443.00	322.8	143,000.40

MWD2010-00274976

Agency Name	Invoice No.	Rev	Bill Period	Page No.	Mailed On	Due On
San Diego County Water Authority	5548	0	December 2006	4 of 8	01-10-07	02-28-07

---ADJUSTMENT---

	Rate Per AF	Volume AF	Amount
Jun 2005 adj full service to agr voided (Ramona)	329.00	-322.8	-108,201.20
Jun 2005 adj full service to agr	443.00	-404.7	-179,282.10
Jun 2005 adj full service to agr (Ramona)	329.00	404.7	133,146.30
Jun 2005 adj full service to agr voided	443.00	2,263.8	1,002,863.40
Jun 2005 adj full service to agr voided (Rainbow)	329.00	-2,263.8	-744,790.20
Jun 2005 adj full service to agr	443.00	-2,253.4	-998,256.20
Jun 2005 adj full service to agr (Rainbow)	329.00	2,253.4	741,368.60
Jul 2006 adj full service to agr voided	453.00	436.2	197,598.60
Jul 2006 adj full service to agr voided (Ramona)	339.00	-436.2	-147,871.80
Jul 2006 adj full service to agr	453.00	-414.8	-187,904.40
Jul 2006 adj full service to agr (Ramona)	339.00	414.8	140,617.20
Aug 2006 adj full service to agr voided	453.00	286.0	129,558.00
Aug 2006 adj full service to agr voided (Ramona)	339.00	-286.0	-96,954.00
Aug 2006 adj full service to agr	453.00	-276.0	-125,028.00
Aug 2006 adj full service to agr (Ramona)	339.00	276.0	93,564.00
Sep 2006 adj full service to agr voided	453.00	256.6	116,239.80
Sep 2006 adj full service to agr voided (Ramona)	339.00	-256.6	-86,987.40
Sep 2006 adj full service to agr voided (Valley Center)	339.00	-4,433.1	-1,502,820.90
Sep 2006 adj full service to agr voided	453.00	4,433.1	2,008,194.30
Sep 2006 adj full service to agr	453.00	-248.2	-112,434.60
Sep 2006 adj full service to agr (Ramona)	339.00	248.2	84,139.80
Sep 2006 adj full service to agr	453.00	-4,427.9	-2,005,838.70
Sep 2006 adj full service to agr (Valley Center)	339.00	4,427.9	1,501,058.10
Oct 2006 adj full service to agr voided	453.00	143.2	64,869.60
Oct 2006 adj full service to agr voided (Ramona)	339.00	-143.2	-48,544.80
Oct 2006 adj full service to agr	453.00	-140.8	-63,782.40
Oct 2006 adj full service to agr (Ramona)	339.00	140.8	47,731.20
Oct 2006 adj full service to agr	453.00	-30.0	-13,590.00
Oct 2006 adj full service to agr (Oceanside)	339.00	30.0	10,170.00
Oct 2006 adj full service to agr	453.00	-310.7	-140,747.10
Oct 2006 adj full service to agr (Padre Dam)	339.00	310.7	105,327.30
Oct 2006 adj full service to agr voided	453.00	11.9	5,390.70
Oct 2006 adj full service to agr voided (Olivenhain)	339.00	-11.9	-4,034.10
Oct 2006 adj full service to agr	453.00	-11.9	-5,390.70
Oct 2006 adj full service to agr (Olivenhain)	339.00	11.9	4,034.10
Nov 2006 adj full service to agr	453.00	-949.1	-429,942.30
Nov 2006 adj full service to agr (Fallbrook)	339.00	949.1	321,744.90
Nov 2006 adj full service to agr	453.00	-10.1	-4,575.30
Nov 2006 adj full service to agr (Olivenhain)	339.00	10.1	3,423.90
Nov 2006 adj full service to agr	453.00	-8.4	-3,805.20
Nov 2006 adj full service to agr (Otay)	339.00	8.4	2,847.60
Nov 2006 adj full service to agr	453.00	-1,867.0	-845,751.00
Nov 2006 adj full service to agr (Rainbow)	339.00	1,867.0	632,913.00
Nov 2006 adj full service to agr	453.00	-225.0	-101,825.00
Nov 2006 adj full service to agr (Ramona)	339.00	225.0	76,275.00
Nov 2006 adj full service to agr	453.00	-2.7	-1,223.10
Nov 2006 adj full service to agr (City of San Diego)	339.00	2.7	915.30
Nov 2006 adj full service to agr	453.00	-184.6	-83,623.80
Nov 2006 adj full service to agr (Vallecitos)	339.00	184.6	62,579.40
Nov 2006 adj full service to agr	453.00	-3,431.1	-1,554,288.30
Nov 2006 adj full service to agr (Valley Center)	339.00	3,431.1	1,163,142.90
Nov 2006 adj full service to agr	453.00	-22.0	-9,966.00
Nov 2006 adj full service to agr (Vista)	339.00	22.0	7,458.00
Nov 2006 adj full service to agr	453.00	-309.2	-140,067.60
Nov 2006 adj full service to agr (Yuima)	339.00	309.2	104,818.80
Adjustment Subtotal		0.0	-750,724.20
SD-07 Total		5,646.6	1,807,185.60

Agency Name	Invoice No.	Rev.	Bill Period	Page No.	Mailed On	Due On
San Diego County Water Authority	5548	0	December 2006	5 of 8	01-10-07	02-28-07

Meter No SD-08

Treated Domestic	Constant	Previous Reading	Current Reading	Volume (Cu. Ft.)	Rate Desc.
n/o Red Mtn. n/o Mission Rd.	100	28562304	28720184	15788000	Unbundled

--- DELIVERIES ---

	Rate Per AF	Volume AF	Amount
Tier 1 Supply Rate	73.00	362.4	26,455.20
System Access Rate	152.00	362.4	55,084.80
Water Stewardship Rate	25.00	362.4	9,060.00
System Power Rate	81.00	362.4	29,354.40
Treatment Surcharge	122.00	362.4	44,212.80
Delivery Subtotal		362.4	164,167.20
SD-08 Total		362.4	164,167.20

Meter No SD-09

Treated Domestic	Constant	Previous Reading	Current Reading	Volume (Cu. Ft.)	Rate Desc.
w/o Rainbow Glen. Rd. n/o Red Mtn.	100	6947493	6947493	0	Unbundled

--- DELIVERIES ---

	Rate Per AF	Volume AF	Amount
SD-09 Total		0.0	0.00

Meter No SD-11

Untreated Domestic	Constant	Previous Reading	Current Reading	Volume (Cu. Ft.)	Rate Desc.
e/o Wilt Rd. n/o Dos Ninos Ave.	10,000	11715876	11803744	878680000	Unbundled

--- DELIVERIES ---

	Rate Per AF	Volume AF	Amount
Tier 1 Supply Rate	73.00	20,171.7	1,472,534.10
System Access Rate	152.00	20,171.7	3,066,098.40
Water Stewardship Rate	25.00	20,171.7	504,292.50
System Power Rate	81.00	20,171.7	1,633,907.70
Delivery Subtotal		20,171.7	6,676,832.70

--- ADJUSTMENT ---

	Rate Per AF	Volume AF	Amount
Jul 2004 adj full service to agr voided	326.00	42.7	13,920.20
Jul 2004 adj full service to agr voided (Ramona)	236.00	-42.7	-10,077.20
Jul 2004 adj full service to agr	326.00	-46.2	-15,061.20
Jul 2004 adj full service to agr (Ramona)	236.00	46.2	10,903.20
Sep 2004 adj full service to agr voided	326.00	11.6	3,781.60
Sep 2004 adj full service to agr voided (Ramona)	236.00	-11.6	-2,737.60
Sep 2004 adj full service to agr	326.00	-11.8	-3,846.80
Sep 2004 adj full service to agr (Ramona)	236.00	11.8	2,784.80
Jun 2005 adj full service to agr voided	331.00	110.5	36,575.50
Jun 2005 adj full service to agr voided (Ramona)	241.00	-110.5	-26,630.50
Nov 2005 adj full service to agr voided	331.00	42.4	14,034.40
Nov 2005 adj full service to agr voided (Poway)	241.00	-42.4	-10,218.40
Nov 2005 adj full service to agr	331.00	-39.5	-13,074.50
Nov 2005 adj full service to agr (Poway)	241.00	39.5	9,519.50
Feb 2006 adj full service to agr voided	331.00	13.9	4,600.90
Feb 2006 adj full service to agr voided (Poway)	241.00	-13.9	-3,349.90
Feb 2006 adj full service to agr	331.00	-12.0	-3,972.00
Feb 2006 adj full service to agr (Poway)	241.00	12.0	2,892.00
Apr 2006 adj full service to agr	331.00	-37.7	-12,478.70
Apr 2006 adj full service to agr (Poway)	241.00	37.7	9,085.70
Apr 2006 adj full service to agr voided	331.00	37.8	12,511.80
Apr 2006 adj full service to agr voided (Poway)	241.00	-37.8	-8,109.80
May 2006 adj full service to agr voided (Poway)	241.00	-43.2	-10,411.20
May 2006 adj full service to agr voided	331.00	43.2	14,299.20
May 2006 adj full service to agr	331.00	-42.5	-14,067.50

Agency Name	Invoice No.	Rev	Bill Period	Page No.	Mailed On	Due On
San Diego County Water Authority	5548	0	December 2006	6 of 8	01-10-07	02-28-07

--- ADJUSTMENT ---

	Rate Per AF	Volume AF	Amount
May 2006 adj full service to agr (Poway)	241.00	42.5	10,242.50
Jun 2006 adj full service to agr voided	331.00	101.6	33,629.60
Jun 2006 adj full service to agr voided (Poway)	241.00	-101.6	-24,485.60
Jun 2006 adj full service to agr	331.00	-99.3	-32,868.30
Jun 2006 adj full service to agr (Poway)	241.00	99.3	23,931.30
Jul 2006 adj full service to agr voided	331.00	79.6	26,347.60
Jul 2006 adj full service to agr voided (Ramona)	241.00	-79.6	-19,183.60
Jul 2006 adj full service to agr	331.00	-75.7	-25,056.70
Jul 2006 adj full service to agr (Ramona)	241.00	75.7	18,243.70
Aug 2006 adj full service to agr voided	331.00	129.6	42,897.60
Aug 2006 adj full service to agr voided (Ramona)	241.00	-129.6	-31,233.60
Aug 2006 adj full service to agr	331.00	-125.0	-41,375.00
Aug 2006 adj full service to agr (Ramona)	241.00	125.0	30,125.00
Sep 2006 adj full service to agr voided	331.00	125.3	41,474.30
Sep 2006 adj full service to agr voided (Ramona)	241.00	-125.3	-30,197.30
Sep 2006 adj full service to agr	331.00	-121.2	-40,117.20
Sep 2006 adj full service to agr (Ramona)	241.00	121.2	29,209.20
Oct 2006 adj full service to agr voided	331.00	238.7	79,009.70
Oct 2006 adj full service to agr voided (Ramona)	241.00	-238.7	-57,526.70
Oct 2006 adj full service to agr	331.00	-234.5	-77,619.50
Oct 2006 adj full service to agr (Ramona)	241.00	234.5	56,514.50
Oct 2006 adj full service to agr	331.00	-133.7	-44,254.70
Oct 2006 adj full service to agr (Oceanside)	241.00	133.7	32,221.70
Oct 2006 adj full service to agr voided	331.00	96.2	31,842.20
Oct 2006 adj full service to agr voided (Olivenhain)	241.00	-96.2	-23,184.20
Oct 2006 adj full service to agr	331.00	-96.2	-31,842.20
Oct 2006 adj full service to agr (Olivenhain)	241.00	96.2	23,184.20
OCT 2006 ADJ Surface Storage TO Scheduled SOLD VOIDED (San Diego CWA)	261.00	-2,883.3	-752,541.30
OCT 2006 ADJ Surface Storage TO Scheduled SOLD VOIDED (San Diego CWA)	261.00	-4,377.7	-1,142,579.70
OCT 2006 ADJ Surface Storage TO Scheduled SOLD VOIDED (San Diego CWA)	261.00	-533.8	-139,321.80
OCT 2006 ADJ Surface Storage TO Scheduled SOLD (San Diego CWA)	261.00	2,883.3	752,541.30
OCT 2006 ADJ Surface Storage TO Scheduled SOLD (San Diego CWA)	261.00	4,377.7	1,142,579.70
OCT 2006 ADJ Surface Storage TO Scheduled SOLD (San Diego CWA)	261.00	899.7	234,821.70
Nov 2006 adj full service to agr	331.00	-83.8	-27,737.80
Nov 2006 adj full service to agr (Olivenhain)	241.00	83.8	20,195.80
Nov 2006 adj full service to agr	331.00	-561.6	-185,889.60
Nov 2006 adj full service to agr (Ramona)	241.00	561.6	135,345.60
Nov 2006 adj full service to agr	331.00	-90.3	-29,889.30
Nov 2006 adj full service to agr (City of San Diego)	241.00	90.3	21,762.30
Nov 2006 adj full service to agr	331.00	-15.4	-5,097.40
Nov 2006 adj full service to agr (Santa Fe Irrigation)	241.00	15.4	3,711.40
Nov 2006 adj full service to agr	331.00	-24.3	-8,043.30
Nov 2006 adj full service to agr (Vista)	241.00	24.3	5,856.30
Dec 2006 - iid exchange	331.00	-3,333.4	-1,103,355.40
Dec 2006 - iid exchange (San Diego CWA)	258.00		860,017.20
Dec 2006 adj full service to surface storage - Direct - (San Diego CWA)	331.00	-3,829.0	-1,267,399.00
Dec 2006 adj full service to sss rrrds	331.00	-1,344.1	-444,897.10
Dec 2006 adj full service to sss rrrds Ing (Sweetwater)	238.00	1,344.1	319,895.80
Adjustment Subtotal		-6,796.5	-1,610,222.80
SD-11 Total		13,375.2	5,066,610.10

Meter No SD-GRP1

Recovered	Constant	Previous Reading	Current Reading	Volume (Cu. Ft.)	Rate Desc.
Recovered Greenbelt		N/A	N/A	N/A	Unbundled

--- ADJUSTMENT ---

	Rate Per AF	Volume AF	Amount
DEC 2006 GRP	479.00	346.3	165,877.70
DEC 2006 GRP	729.00		-252,452.70
Adjustment Subtotal		346.3	-86,575.00

Agency Name	Invoice No.	Rev.	Bill Period	Page No.	Mailed On	Due On
San Diego County Water Authority	5548	0	December 2006	7 of 8	01-10-07	02-28-07

SD-GRP1 Total 346.3 -86,575.00

Meter No SD-RCL1

Reclaimed	Constant	Previous Reading	Current Reading	Volume (Cu. Ft.)	Rate Desc.
Reclaimed		N/A	N/A	N/A	Unbundled

--- ADJUSTMENT ---

	Rate Per AF	Volume AF	Amount
Nov 2006 lrp contribution	250.00	29.1	-7,275.00
Adjustment Subtotal		29.1	-7,275.00
SD-RCL1 Total		29.1	-7,275.00

Meter No SD-RCL10

Reclaimed	Constant	Previous Reading	Current Reading	Volume (Cu. Ft.)	Rate Desc.
No Address 1		N/A	N/A	N/A	Unbundled

--- ADJUSTMENT ---

	Rate Per AF	Volume AF	Amount
Nov 2006 contribution	200.00	377.3	-75,460.00
Adjustment Subtotal		377.3	-75,460.00
SD-RCL10 Total		377.3	-75,460.00

Meter No SD-RCL11

Reclaimed	Constant	Previous Reading	Current Reading	Volume (Cu. Ft.)	Rate Desc.
Reclaimed		N/A	N/A	N/A	Unbundled

--- ADJUSTMENT ---

	Rate Per AF	Volume AF	Amount
Dec 2006 contribution	250.00	6.6	-1,650.00
Adjustment Subtotal		6.6	-1,650.00
SD-RCL11 Total		6.6	-1,650.00

Meter No SD-RCL12

Reclaimed	Constant	Previous Reading	Current Reading	Volume (Cu. Ft.)	Rate Desc.
Reclaimed		N/A	N/A	N/A	Unbundled

--- ADJUSTMENT ---

	Rate Per AF	Volume AF	Amount
Nov 2006 lrp contribution	250.00	80.8	-20,200.00
Adjustment Subtotal		80.8	-20,200.00
SD-RCL12 Total		80.8	-20,200.00

Meter No SD-RCL13

Reclaimed	Constant	Previous Reading	Current Reading	Volume (Cu. Ft.)	Rate Desc.
Reclaimed		N/A	N/A	N/A	Unbundled

--- ADJUSTMENT ---

	Rate Per AF	Volume AF	Amount
Dec 2006 contribution	250.00	53.4	-13,350.00
Adjustment Subtotal		53.4	-13,350.00
SD-RCL13 Total		53.4	-13,350.00

Agency Name	Invoice No.	Rev.	Bill Period	Page No.	Mailed On	Due On
San Diego County Water Authority	5548	0	December 2006	8 of 8	01-10-07	02-28-07

Meter No SD-RCL15

Reclaimed	Constant	Previous Reading	Current Reading	Volume (Cu. Ft.)	Rate Desc.
Reclaimed		N/A	N/A	N/A	Unbundled

--- ADJUSTMENT ---			Rate Per AF	Volume AF	Amount
Dec 2006 contribution			150.00	64.0	-9,600.00
Adjustment Subtotal				64.0	-9,600.00
SD-RCL15 Total				64.0	-9,600.00

Meter No SD-RCL6

Reclaimed	Constant	Previous Reading	Current Reading	Volume (Cu. Ft.)	Rate Desc.
Reclaimed		N/A	N/A	N/A	Unbundled

--- ADJUSTMENT ---			Rate Per AF	Volume AF	Amount
Nov 2006 lrp contribution			185.00	102.3	-18,925.50
Adjustment Subtotal				102.3	-18,925.50
SD-RCL6 Total				102.3	-18,925.50

Meter No SDTJ-01A

Treated Domestic	Constant	Previous Reading	Current Reading	Volume (Cu. Ft.)	Rate Desc.
San Diego-Tijuana	133.68	178696	178696	0	Unbundled

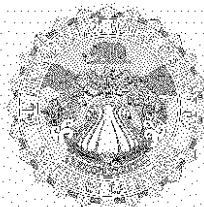
--- DELIVERIES ---			Rate Per AF	Volume AF	Amount
System Access Rate	METER CORRECTION OCT 2006		152.00	14.6	2,219.20
Water Stewardship Rate	METER CORRECTION OCT 2006		25.00	14.6	365.00
Treatment Surcharge	METER CORRECTION OCT 2006		122.00	14.6	1,781.20
System Access Rate	METER CORRECTION NOV 2006		152.00	21.4	3,252.80
Water Stewardship Rate	METER CORRECTION NOV 2006		25.00	21.4	535.00
Treatment Surcharge	METER CORRECTION NOV 2006		122.00	21.4	2,610.80
Delivery Subtotal				36.0	10,764.00

--- ADJUSTMENT ---			Rate Per AF	Volume AF	Amount
OTAY Loss for Tijuana Delivery	(Otay)		299.00	0.4	119.60
SD Loss for Tijuana Delivery	(San Diego CWA)		299.00	0.2	59.80
MWD Loss for Tijuana Delivery			299.00	0.5	149.50
OTAY Loss for Tijuana Delivery	(Otay)		299.00	0.6	179.40
SD Loss for Tijuana Delivery	(San Diego CWA)		299.00	0.2	59.80
MWD Loss for Tijuana Delivery			299.00	0.8	239.20
Adjustment Subtotal				2.7	807.30
SDTJ-01A Total				38.7	11,571.30

--- OTHER CHARGES AND CREDITS ---			Amount		
Conservation Ag # 55708					-166,200.00
Tier 2 Surcharge adjustment for prior calendar year 2004					52,998.30
Variable Power for SDTJ-01A 200610 - 14.6 AF @ \$109.08					1,592.57
Variable Power for SDTJ-01A 200610 - 1.1 AF @ \$109.08 (Losses)					119.99
Variable Power for SDTJ-01A 200611 - 21.4 AF @ \$109.08					2,709.88
Variable Power for SDTJ-01A 200611 - 1.6 AF @ \$109.08 (Losses)					202.61

VOLUME TOTAL	INVOICE TOTAL
41,740.0	\$14,386,454.95

This invoice was printed on 1/9/2007 at 8:37:19AM

**MWD**

METROPOLITAN WATER DISTRICT OF SOUTHERN CALIFORNIA

700 North Alameda Street

Los Angeles, CA, 90012-2944

INVOICE**Billed To:**

San Diego County Water Authority

**Service Address**4677 Overland Avenue
San Diego, CA 92123-1233

January 2007	Page No. 1 of 1
Mailed: 02/09/2007	Due Date: 03/29/2007
Invoice Number: 5576	Revision: 0

NOTICE

The MWD Administrative Code Section 4507 and 4508 require that payment must be made in "Good Funds" by the due date or the payment will be considered delinquent and an additional charge shall be assessed.

DELIVERIES

	Volume (AF)
Total Water Treated Delivered	18,539.9
Total Water Untreated Delivered	35,615.8

SALES

	Type	Volume (AF)	Rate (\$ /AF)	Total (\$)	
Full Service	Tier 1 Supply Rate	40,872.8	\$73.00	\$2,983,714.40	
	System Access Rate	40,872.8	\$143.00	\$5,844,810.40	
	Water Stewardship Rate	40,872.8	\$25.00	\$1,021,820.00	
	System Power Rate	40,872.8	\$90.00	\$3,678,552.00	
	Treatment Surcharge	18,637.4	\$147.00	\$2,739,697.80	
Adjust Full Service Prior Rates					
	Certification(s) for 200601 to 200612 for Domestic	Treated	-3,354.6	\$453.00	(\$1,519,633.80)
		Untreated	-4,054.9	\$331.00	(\$1,342,171.90)
IAWP		Treated	3,317.2		\$1,124,530.80
		Untreated	1,173.9		\$282,909.90
SUBTOTAL				\$14,814,229.60	

WATER MANAGEMENT

	Volume (AF)	Total (\$)
Local Resource Programs	1,776.7	(\$394,648.50)
SUBTOTAL		(\$394,648.50)

EXCHANGES, WHEELING, AND OTHER DELIVERIES

	Volume (AF)	Total (\$)
IID San Diego Exchange UnTreated	5,958.3	\$1,537,241.40
		\$1,537,241.40

OTHER CHARGES AND CREDITS

	Rate (\$ /AF)	
Conservation Credit	(\$314,893.72)	
SUBTOTAL		(\$314,893.72)

ADDITIONAL INFORMATION

	Volume (AF)	Tier1 %	Peak Day	Flow (CFS)
Purchase Order Commitment (Jan 2003 to Dec 2012)	3,342,570.6			
Purchase Order Firm Delivery To Date (Jan 2003 to Dec 2012)	2,022,686.4			
Tier 1 Annual Limit (For Current Calendar Year)	501,385.6			
Tier 1 YTD Deliveries (For Current Calendar Year)	40,872.8	8.0		
Tier 1 Current Month Deliveries	40,872.8			
Capacity Charge			5/4/2004	1,296.0

INVOICE TOTAL

Volume AF

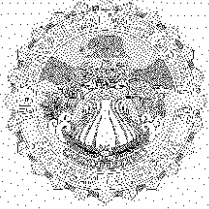
39,731.1

Amount Now Due

\$15,641,928.78

Note: Amount Due is based on highlighted fields

MWD2010-00274983



MWD
 METROPOLITAN WATER DISTRICT OF SOUTHERN CALIFORNIA
 700 North Alameda Street
 Los Angeles, CA, 90012-2944

INVOICE DETAIL

NOTICE

The MWD Administrative Code Section 4507 and 4508 require that payment must be made in "Good Funds" by the due date or the payment will be considered delinquent and an additional charge shall be assessed.

IN ACCORDANCE WITH READINGS AND BILLING DATA LISTED BELOW

Agency Name	Invoice No.	Rev.	Bill Period	Page No.	Mailed On	Due On
San Diego County Water Authority	5576	0	January 2007	1 of 7	02-09-07	03-29-07

Meter No CM-10						
Treated	Constant	Previous Reading	Current Reading	Volume (Cu. Ft.)	Rate Desc	
Treated Domestic		0	0	0	Unbundled	

--- ADJUSTMENT ---				Rate Per AF	Volume AF	Amount
JAN 2007 - OC to SD Transfer				478.00	97.5	46,605.00
Adjustment Subtotal					97.5	46,605.00
CM-10 Total					97.5	46,605.00

Meter No SD-01A						
Treated Domestic	Constant	Previous Reading	Current Reading	Volume (Cu. Ft.)	Rate Desc	
Rainbow Cyn. Rd. e/o Frontage Rd.	1,000	19951184	20110956	159772000	Unbundled	

--- DELIVERIES ---				Rate Per AF	Volume AF	Amount
Tier 1 Supply Rate				73.00	3,667.9	267,756.70
System Access Rate				143.00	3,667.9	524,509.70
Water Stewardship Rate				25.00	3,667.9	91,697.50
System Power Rate				90.00	3,667.9	330,111.00
Treatment Surcharge				147.00	3,667.9	539,181.30
Delivery Subtotal					3,667.9	1,753,256.20
SD-01A Total					3,667.9	1,753,256.20

Meter No SD-01B						
Treated Domestic	Constant	Previous Reading	Current Reading	Volume (Cu. Ft.)	Rate Desc	
Rainbow Cyn. Rd. e/o Frontage Rd.	1,000	19594940	19738380	143440000	Unbundled	

--- DELIVERIES ---				Rate Per AF	Volume AF	Amount
Tier 1 Supply Rate				73.00	3,292.9	240,381.70
System Access Rate				143.00	3,292.9	470,884.70
Water Stewardship Rate				25.00	3,292.9	82,322.50
System Power Rate				90.00	3,292.9	296,361.00
Treatment Surcharge				147.00	3,292.9	484,056.30
Delivery Subtotal					3,292.9	1,574,006.20
SD-01B Total					3,292.9	1,574,006.20

Agency Name	Invoice No.	Rev.	Bill Period	Page No.	Mailed On	Due On
San Diego County Water Authority	5576	0	January 2007	2 of 7	02-09-07	03-29-07

Meter No SD-02

Treated Domestic	Constant	Previous Reading	Current Reading	Volume (Cu. Ft.)	Rate Desc.
w/o Rainbow Glen Rd.	100	18641156	18830772	18961600	Unbundled

--- DELIVERIES ---				Rate Per AF	Volume AF	Amount
Tier 1 Supply Rate				73.00	435.3	31,776.90
System Access Rate				143.00	435.3	62,247.90
Water Stewardship Rate				25.00	435.3	10,882.50
System Power Rate				90.00	435.3	39,177.00
Treatment Surcharge				147.00	435.3	63,989.10
Delivery Subtotal					435.3	208,073.40
SD-02 Total					435.3	208,073.40

Meter No SD-03

Untreated Domestic	Constant	Previous Reading	Current Reading	Volume (Cu. Ft.)	Rate Desc.
Rainbow Cyn. Rd. e/o Frontage Rd.	1.000	59545104	60258632	713528000	Unbundled

--- DELIVERIES ---				Rate Per AF	Volume AF	Amount
Tier 1 Supply Rate				73.00	16,380.3	1,195,761.90
System Access Rate				143.00	16,380.3	2,342,382.90
Water Stewardship Rate				25.00	16,380.3	409,507.50
System Power Rate				90.00	16,380.3	1,474,227.00
Delivery Subtotal					16,380.3	5,421,879.30
SD-03 Total					16,380.3	5,421,879.30

Meter No SD-05

Treated Domestic	Constant	Previous Reading	Current Reading	Volume (Cu. Ft.)	Rate Desc.
s/o Reche Rd. w/o Wilt Rd.	100	6036835	6119299	8246400	Unbundled

--- DELIVERIES ---				Rate Per AF	Volume AF	Amount
Tier 1 Supply Rate				73.00	189.3	13,818.90
System Access Rate				143.00	189.3	27,069.90
Water Stewardship Rate				25.00	189.3	4,732.50
System Power Rate				90.00	189.3	17,037.00
Treatment Surcharge				147.00	189.3	27,827.10
Delivery Subtotal					189.3	90,485.40
SD-05 Total					189.3	90,485.40

Meter No SD-07

Treated Domestic	Constant	Previous Reading	Current Reading	Volume (Cu. Ft.)	Rate Desc.
e/o Wilt Rd. n/o Dos Ninos Ave.	1.000	98817720	99275904	458184000	Unbundled

--- DELIVERIES ---				Rate Per AF	Volume AF	Amount
Tier 1 Supply Rate				73.00	10,518.5	767,850.50
System Access Rate				143.00	10,518.5	1,504,145.50
Water Stewardship Rate				25.00	10,518.5	262,962.50
System Power Rate				90.00	10,518.5	946,665.00
Treatment Surcharge				147.00	10,518.5	1,546,219.50
Delivery Subtotal					10,518.5	5,027,843.00

--- ADJUSTMENT ---				Rate Per AF	Volume AF	Amount
Oct 2006 adj from full service to tijuana				453.00	-15.2	-6,885.60

Agency Name	Invoice No.	Rev.	Bill Period	Page No.	Mailed On	Due On
San Diego County Water Authority	5576	0	January 2007	3 of 7	02-09-07	03-29-07

--- ADJUSTMENT ---

	Rate Per AF	Volume AF	Amount
Oct 2006 adj full service to agr	453.00	-104.9	-47,519.70
Oct 2006 adj full service to agr (Carlsbad Municipal)	339.00	104.9	35,561.10
Oct 2006 adj full service to agr	453.00	-771.3	-349,398.90
Oct 2006 adj full service to agr (Fallbrook)	339.00	771.3	261,470.70
Oct 2006 adj full service to agr	453.00	-264.5	-119,818.50
Oct 2006 adj full service to agr (Vallecitos)	339.00	264.5	89,665.50
Nov 2006 adj from full service to tijuana.	453.00	-22.2	-10,056.60
Nov 2006 adj full service to agr	453.00	-2.0	-906.00
Nov 2006 adj full service to agr (Padre Dam)	339.00	2.0	678.00
Nov 2006 adj full service to agr	453.00	-28.7	-13,001.10
Nov 2006 adj full service to agr (Oceanside)	339.00	28.7	9,729.30
Nov 2006 adj full service to agr	453.00	-54.3	-24,587.90
Nov 2006 adj full service to agr (Rincon)	339.00	54.3	18,407.70
Dec 2006 adj full service to agr	453.00	-48.2	-21,834.60
Dec 2006 adj full service to agr (Carlsbad Municipal)	339.00	48.2	16,339.80
Dec 2006 adj full service to agr	453.00	-2.9	-1,313.70
Dec 2006 adj full service to agr (Oceanside)	339.00	2.9	983.10
Dec 2006 adj full service to agr	453.00	-2.7	-1,223.10
Dec 2006 adj full service to agr (Otay)	339.00	2.7	915.30
Dec 2006 adj full service to agr	453.00	-216.1	-97,893.30
Dec 2006 adj full service to agr (Padre Dam)	339.00	216.1	73,257.90
Dec 2006 adj full service to agr	453.00	-40.7	-18,437.10
Dec 2006 adj full service to agr (Rincon)	339.00	40.7	13,797.30
Dec 2006 adj full service to agr	453.00	-1.2	-543.60
Dec 2006 adj full service to agr (City of San Diego)	339.00	1.2	406.80
Dec 2006 adj full service to agr	453.00	-1,564.2	-708,582.60
Dec 2006 adj full service to agr (Valley Center)	339.00	1,564.2	530,263.80
Dec 2006 adj full service to agr	453.00	-6.2	-2,808.60
Dec 2006 adj full service to agr (Vista)	339.00	6.2	2,101.80
Dec 2006 adj full service to agr	453.00	-53.7	-24,326.10
Dec 2006 adj full service to agr (Yuima)	339.00	53.7	18,204.30
Dec 2006 adj full service to agr	453.00	-155.6	-70,486.80
Dec 2006 adj full service to agr (Vallecitos)	339.00	155.6	52,748.40
Adjustment Subtotal		-37.4	-395,103.00
SD-07 Total		10,481.1	4,632,740.00

Meter No SD-08

Treated Domestic	Constant	Previous Reading	Current Reading	Volume (Cu. Ft.)	Rate Desc.
n/o Red Mtn. n/o Mission Rd.	100	28720184	28904564	18438000	Unbundled

--- DELIVERIES ---

	Rate Per AF	Volume AF	Amount
Tier 1 Supply Rate	73.00	423.3	30,900.90
System Access Rate	143.00	423.3	60,531.90
Water Stewardship Rate	25.00	423.3	10,582.50
System Power Rate	90.00	423.3	38,097.00
Treatment Surcharge	147.00	423.3	62,225.10
Delivery Subtotal		423.3	202,337.40
SD-08 Total		423.3	202,337.40

Meter No SD-09

Treated Domestic	Constant	Previous Reading	Current Reading	Volume (Cu. Ft.)	Rate Desc.
w/o Rainbow Glen. Rd. n/o Red Mtn.	100	6947493	6953021	552800	Unbundled

--- DELIVERIES ---

	Rate Per AF	Volume AF	Amount
Tier 1 Supply Rate	73.00	12.7	927.10
System Access Rate	143.00	12.7	1,816.10
Water Stewardship Rate	25.00	12.7	317.50

Agency Name	Invoice No.	Rev.	Bill Period	Page No.	Mailed On	Due On
San Diego County Water Authority	5576	0	January 2007	4 of 7	02-09-07	03-29-07

--- DELIVERIES ---

	Rate Per AF	Volume AF	Amount
System Power Rate	90.00	12.7	1,143.00
Treatment Surcharge	147.00	12.7	1,866.90
Delivery Subtotal		12.7	6,070.60
SD-09 Total		12.7	6,070.60

Meter No SD-11

Untreated Domestic	Constant	Previous Reading	Current Reading	Volume (Cu. Ft.)	Rate Desc.
e/o Wilt Rd. n/o Dos Ninos Ave.	10,000	11803744	11887534	837900000	Unbundled

--- DELIVERIES ---

	Rate Per AF	Volume AF	Amount
Tier 1 Supply Rate	73.00	19,235.5	1,404,191.50
System Access Rate	143.00	19,235.5	2,750,676.50
Water Stewardship Rate	25.00	19,235.5	480,887.50
System Power Rate	90.00	19,235.5	1,731,195.00
Delivery Subtotal		19,235.5	6,366,950.50

--- ADJUSTMENT ---

	Rate Per AF	Volume AF	Amount
Sep 2006 adj full service to agr	331.00	-46.9	-15,523.90
Sep 2006 adj full service to agr (Poway)	241.00	46.9	11,302.90
Oct 2006 adj full service to agr	331.00	-171.7	-56,832.70
Oct 2006 adj full service to agr (Poway)	241.00	171.7	41,379.70
Nov 2006 adj full service to agr	331.00	-429.3	-142,098.30
Nov 2006 adj full service to agr (Escondido)	241.00	429.3	103,461.30
Nov 2006 adj full service to agr	331.00	-34.9	-11,551.90
Nov 2006 adj full service to agr (Poway)	241.00	34.9	8,410.90
Nov 2006 adj full service to agr	331.00	-133.2	-44,089.20
Nov 2006 adj full service to agr (Oceanside)	241.00	133.2	32,101.20
Dec 2006 adj full service to agr	331.00	-179.7	-59,480.70
Dec 2006 adj full service to agr (Escondido)	241.00	179.7	43,307.70
Dec 2006 adj full service to agr	331.00	-102.3	-33,861.30
Dec 2006 adj full service to agr (Oceanside)	241.00	102.3	24,654.30
Dec 2006 adj full service to agr	331.00	-46.1	-15,259.10
Dec 2006 adj full service to agr (City of San Diego)	241.00	46.1	11,110.10
Dec 2006 adj full service to agr	331.00	-12.8	-4,236.80
Dec 2006 adj full service to agr (Santa Fe Irrigation)	241.00	12.8	3,084.80
Dec 2006 adj full service to agr	331.00	-17.0	-5,627.00
Dec 2006 adj full service to agr (Vista)	241.00	17.0	4,097.00
Dec 2006 adj full service to surface storage - Direct - (San Diego CWA) VOIDED	331.00	3,829.0	1,267,399.00
Dec 2006 adj full service to surface storage - Direct - (San Diego CWA)	331.00	-6,710.0	-2,221,010.00
Jan 2007 adj full service to surface storage - Direct - (San Diego CWA)	331.00	-6,101.0	-2,019,431.00
Jan 2007 adj full service to surface storage - In-Lieu - (San Diego CWA)	331.00	-1,321.1	-437,284.10
Jan 2007 - iid exchange	331.00	-5,958.3	-1,972,197.30
Jan 2007 - iid exchange (San Diego CWA)	258.00		1,537,241.40
Adjustment Subtotal		-16,261.4	-3,950,933.00
SD-11 Total		2,974.1	2,416,017.50

Meter No SD-DS1

Desalted	Constant	Previous Reading	Current Reading	Volume (Cu. Ft.)	Rate Desc.
Desalted		N/A	N/A	N/A	Unbundled

--- ADJUSTMENT ---

	Rate Per AF	Volume AF	Amount
Dec 2006 lppds contribution	250.00	208.2	-52,050.00
Jan 2007 lppds contribution	250.00	208.1	-52,025.00
Adjustment Subtotal		416.3	-104,075.00

Agency Name	Invoice No.	Rev.	Bill Period	Page No.	Mailed On	Due On
San Diego County Water Authority	5576	0	January 2007	5 of 7	02-09-07	03-29-07

SD-DS1 Total 416.3 -104,075.00

Meter No SD-GRP1

Recovered	Constant	Previous Reading	Current Reading	Volume (Cu. Ft.)	Rate Desc.
Recovered Greenbelt		N/A	N/A	N/A	Unbundled

--- ADJUSTMENT ---

	Rate Per AF	Volume AF	Amount
JAN 2007 GRP	503.00	309.9	155,879.70
JAN 2007 GRP	753.00		-233,354.70
Adjustment Subtotal		<u>309.9</u>	<u>-77,475.00</u>
SD-GRP1 Total		309.9	-77,475.00

Meter No SD-RCL1

Reclaimed	Constant	Previous Reading	Current Reading	Volume (Cu. Ft.)	Rate Desc.
Reclaimed		N/A	N/A	N/A	Unbundled

--- ADJUSTMENT ---

	Rate Per AF	Volume AF	Amount
Dec 2006 lrp contribution	250.00	14.5	-3,625.00
Jan 2007 lrp contribution	250.00	25.8	-6,450.00
Adjustment Subtotal		<u>40.3</u>	<u>-10,075.00</u>
SD-RCL1 Total		40.3	-10,075.00

Meter No SD-RCL10

Reclaimed	Constant	Previous Reading	Current Reading	Volume (Cu. Ft.)	Rate Desc.
No Address 1		N/A	N/A	N/A	Unbundled

--- ADJUSTMENT ---

	Rate Per AF	Volume AF	Amount
Dec 2006 contribution	200.00	353.5	-70,700.00
Adjustment Subtotal		<u>353.5</u>	<u>-70,700.00</u>
SD-RCL10 Total		353.5	-70,700.00

Meter No SD-RCL11

Reclaimed	Constant	Previous Reading	Current Reading	Volume (Cu. Ft.)	Rate Desc.
Reclaimed		N/A	N/A	N/A	Unbundled

--- ADJUSTMENT ---

	Rate Per AF	Volume AF	Amount
Jan 2007 contribution	250.00	7.9	-1,975.00
Adjustment Subtotal		<u>7.9</u>	<u>-1,975.00</u>
SD-RCL11 Total		7.9	-1,975.00

Meter No SD-RCL12

Reclaimed	Constant	Previous Reading	Current Reading	Volume (Cu. Ft.)	Rate Desc.
Reclaimed		N/A	N/A	N/A	Unbundled

--- ADJUSTMENT ---

	Rate Per AF	Volume AF	Amount
Dec 2006 lrp contribution	250.00	63.6	-15,900.00
Adjustment Subtotal		<u>63.6</u>	<u>-15,900.00</u>

Agency Name	Invoice No.	Rev.	Bill Period	Page No.	Mailed On	Due On
San Diego County Water Authority	5576	0	January 2007	6 of 7	02-09-07	03-29-07

SD-RCL12 Total 63.6 -15,900.00

Meter No SD-RCL13

Reclaimed	Constant	Previous Reading	Current Reading	Volume (Cu. Ft.)	Rate Desc.
Reclaimed		N/A	N/A	N/A	Unbundled

--- ADJUSTMENT ---

	Rate Per AF	Volume AF	Amount
Jan 2007 contribution	250.00	59.7	-14,825.00
Adjustment Subtotal		<u>59.7</u>	<u>-14,825.00</u>
SD-RCL13 Total		59.7	-14,925.00

Meter No SD-RCL15

Reclaimed	Constant	Previous Reading	Current Reading	Volume (Cu. Ft.)	Rate Desc.
Reclaimed		N/A	N/A	N/A	Unbundled

--- ADJUSTMENT ---

	Rate Per AF	Volume AF	Amount
Jan 2007 contribution	150.00	39.4	-5,910.00
Adjustment Subtotal		<u>39.4</u>	<u>-5,910.00</u>
SD-RCL15 Total		39.4	-5,910.00

Meter No SD-RCL5

Reclaimed	Constant	Previous Reading	Current Reading	Volume (Cu. Ft.)	Rate Desc.
Reclaimed		N/A	N/A	N/A	Unbundled

--- ADJUSTMENT ---

	Rate Per AF	Volume AF	Amount
SEP 2006 LPPRE	113.00	22.3	2,519.90
SEP 2006 LPPRE	267.00		-5,954.10
OCT 2006 LPPRE	113.00	14.8	1,672.40
OCT 2006 LPPRE	267.00		-3,951.60
NOV 2006 LPPRE	113.00	6.9	779.70
NOV 2006 LPPRE	267.00		-1,842.30
Adjustment Subtotal		<u>44.0</u>	<u>-6,776.00</u>
SD-RCL5 Total		44.0	-6,776.00

Meter No SD-RCL6

Reclaimed	Constant	Previous Reading	Current Reading	Volume (Cu. Ft.)	Rate Desc.
Reclaimed		N/A	N/A	N/A	Unbundled

--- ADJUSTMENT ---

	Rate Per AF	Volume AF	Amount
Dec 2006 lrp contribution	185.00	105.5	-19,517.50
Adjustment Subtotal		<u>105.5</u>	<u>-19,517.50</u>
SD-RCL6 Total		105.5	-19,517.50

Meter No SD-RCL8

Reclaimed	Constant	Previous Reading	Current Reading	Volume (Cu. Ft.)	Rate Desc.
Reclaimed		N/A	N/A	N/A	Unbundled

--- ADJUSTMENT ---

	Rate Per AF	Volume AF	Amount
Nov 2006 lrp contribution	200.00	221.0	-44,200.00
Dec 2006 lrp contribution	200.00	115.6	-23,120.00

Agency Name	Invoice No.	Rev.	Bill Period	Page No.	Mailed On	Due On
San Diego County Water Authority	5576	0	January 2007	7 of 7	02-09-07	03-29-07

Adjustment Subtotal 336.6 -67,320.00

SD-RCL8 Total 336.6 -67,320.00

Meter No. SDTJ-01A

Treated Domestic	Constant	Previous Reading	Current Reading	Volume (Cu. Ft.)	Rate Desc.
San Diego-Tijuana	133.68	178696	178696	0	Unbundled

--- DELIVERIES ---

Rate Per AF	Volume AF	Amount
-------------	-----------	--------

Delivery Subtotal 0.0 0.00

SDTJ-01A Total 0.0 0.00

--- OTHER CHARGES AND CREDITS ---

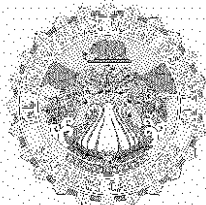
Amount

Conservation Ag.# 55708

-314,893.72

VOLUME TOTAL	INVOICE TOTAL
39,731.1	\$15,641,928.78

This invoice was printed on 2/9/2007 at 9:10:52AM

**MWD**

METROPOLITAN WATER DISTRICT OF SOUTHERN CALIFORNIA

700 North Alameda Street

Los Angeles, CA, 90012-2944

INVOICE**Billed To:**

San Diego County Water Authority

**Service Address**4677 Overland Avenue
San Diego, CA 92123-1233

February 2007	Page No. 1 of 2
Mailed: 03/09/2007	Due Date: 04/30/2007
Invoice Number: 5604	Revision: 0

NOTICE

The MWD Administrative Code Section 4507 and 4508 require that payment must be made in "Good Funds" by the due date or the payment will be considered delinquent and an additional charge shall be assessed.

DELIVERIES

	Volume (AF)
Total Water Treated Delivered	10,349.1
Total Water Untreated Delivered	30,367.6

SALES

	Type	Volume (AF)	Rate (\$ /AF)	Total (\$)
Full Service	Tier 1 Supply Rate	18,971.8	\$73.00	\$1,384,941.40
	System Access Rate	18,971.8	\$143.00	\$2,712,967.40
	Water Stewardship Rate	18,971.8	\$25.00	\$474,295.00
	System Power Rate	18,971.8	\$90.00	\$1,707,462.00
	Treatment Surcharge	4,399.9	\$147.00	\$646,785.30
Adjust Full Service Prior Rates				
Certification(s) for 200501 to 200512 for Domestic	Treated	-18.1	\$443.00	(\$8,018.30)
Certification(s) for 200601 to 200612 for Domestic	Treated	-1,340.2	\$453.00	(\$607,110.60)
Certification(s) for 200501 to 200512 for Domestic	Untreated	66.3	\$331.00	\$21,945.30
Certification(s) for 200601 to 200612 for Domestic	Untreated	-1,099.2	\$331.00	(\$363,835.20)
IAWP	Treated	7,248.8		\$2,604,424.70
	Untreated	2,077.8		\$500,749.80
SUBTOTAL				\$9,074,606.80

MISCELLANEOUS SALES

Surface Storage Operating Agreement - UT, Scheduled	-439.1	(\$114,605.10)
		(\$114,605.10)

WATER MANAGEMENT

	Volume (AF)	Total (\$)
Local Resource Programs	1,232.3	(\$236,965.00)
SUBTOTAL		(\$236,965.00)

EXCHANGES, WHEELING, AND OTHER DELIVERIES

IID San Diego Exchange UnTreated	5,958.3	\$1,537,241.40
		\$1,537,241.40

ADDITIONAL INFORMATION

	Volume (AF)	Tier1 %	Peak Day	Flow (CFS)
Purchase Order Commitment (Jan 2003 to Dec 2012)	3,342,570.6			
Purchase Order Firm Delivery To Date (Jan 2003 to Dec 2012)	2,038,827.9			
Tier 1 Annual Limit (For Current Calendar Year)	501,385.6			
Tier 1 YTD Deliveries (For Current Calendar Year)	59,844.6	12.0		
Tier 1 Current Month Deliveries	18,971.8			
Capacity Charge			5/4/2004	1,296.0

MWD2010-00274991

Agency Name	Invoice No.	Rev.	Bill Period	Page No.	Mailed On	Due On
San Diego County Water Authority	5604	0	February 2007	2 of 2	03-09-07	04-30-07

INVOICE TOTAL

Volume AF
26,700.4

Amount Now Due
\$10,260,278.10

Note: Amount Due is based on highlighted fields.



MWD
 METROPOLITAN WATER DISTRICT OF SOUTHERN CALIFORNIA
 700 North Alameda Street
 Los Angeles, CA, 90012-2944

INVOICE DETAIL

NOTICE

The MWD Administrative Code Section 4507 and 4508 require that payment must be made in "Good Funds" by the due date or the payment will be considered delinquent and an additional charge shall be assessed.

IN ACCORDANCE WITH READINGS AND BILLING DATA LISTED BELOW

Agency Name	Invoice No.	Rev.	Bill Period	Page No.	Mailed On	Due On
San Diego County Water Authority	5604	0	February 2007	1 of 7	03-09-07	04-30-07

Meter No CM-10

Treated	Constant	Previous Reading	Current Reading	Volume (Cu. Ft.)	Rate Desc.
Treated Domestic		0	0	0	Unbundled

---ADJUSTMENT---

	Rate Per AF	Volume AF	Amount
Feb 2007 oc to sdcwa transfer	478.00	55.7	26,624.60
Adjustment Subtotal		55.7	26,624.60
CM-10 Total		55.7	26,624.60

Meter No SD-01A

Treated Domestic	Constant	Previous Reading	Current Reading	Volume (Cu. Ft.)	Rate Desc.
Rainbow Cyn. Rd. e/o Frontage Rd.	1,000	20110956	20185244	74288000	Unbundled

--- DELIVERIES ---

	Rate Per AF	Volume AF	Amount
Tier 1 Supply Rate	73.00	1,705.4	124,494.20
System Access Rate	143.00	1,705.4	243,872.20
Water Stewardship Rate	25.00	1,705.4	42,635.00
System Power Rate	90.00	1,705.4	153,486.00
Treatment Surcharge	147.00	1,705.4	250,693.80
Delivery Subtotal		1,705.4	815,181.20
SD-01A Total		1,705.4	815,181.20

Meter No SD-01B

Treated Domestic	Constant	Previous Reading	Current Reading	Volume (Cu. Ft.)	Rate Desc.
Rainbow Cyn. Rd. e/o Frontage Rd.	1,000	19738380	19821684	83304000	Unbundled

--- DELIVERIES ---

	Rate Per AF	Volume AF	Amount
Tier 1 Supply Rate	73.00	1,912.4	139,605.20
System Access Rate	143.00	1,912.4	273,473.20
Water Stewardship Rate	25.00	1,912.4	47,810.00
System Power Rate	90.00	1,912.4	172,116.00
Treatment Surcharge	147.00	1,912.4	281,122.80
Delivery Subtotal		1,912.4	914,127.20
SD-01B Total		1,912.4	914,127.20

Agency Name	Invoice No.	Rev.	Bill Period	Page No.	Mailed On	Due On
San Diego County Water Authority	5604	0	February 2007	2 of 7	03-09-07	04-30-07

Meter No SD-02

Treated Domestic	Constant	Previous Reading	Current Reading	Volume (Cu. Ft.)	Rate Desc.
w/o Rainbow Glen Rd.	100	18830772	18914896	8412400	Unbundled

--- DELIVERIES ---

	Rate Per AF	Volume AF	Amount
Tier 1 Supply Rate	73.00	193.1	14,096.30
System Access Rate	143.00	193.1	27,613.30
Water Stewardship Rate	25.00	193.1	4,827.50
System Power Rate	90.00	193.1	17,379.00
Treatment Surcharge	147.00	193.1	28,385.70
Delivery Subtotal		193.1	92,301.80
SD-02 Total		193.1	92,301.80

Meter No SD-03

Untreated Domestic	Constant	Previous Reading	Current Reading	Volume (Cu. Ft.)	Rate Desc.
Rainbow Cyn. Rd. e/o Frontage Rd.	1.000	60258632	60882516	623884000	Unbundled

--- DELIVERIES ---

	Rate Per AF	Volume AF	Amount
Tier 1 Supply Rate	73.00	14,322.4	1,045,535.20
System Access Rate	143.00	14,322.4	2,048,103.20
Water Stewardship Rate	25.00	14,322.4	358,060.00
System Power Rate	90.00	14,322.4	1,289,016.00
Delivery Subtotal		14,322.4	4,740,714.40
SD-03 Total		14,322.4	4,740,714.40

Meter No SD-05

Treated Domestic	Constant	Previous Reading	Current Reading	Volume (Cu. Ft.)	Rate Desc.
s/o Reche Rd. w/o Wilt Rd.	100	6119299	6160721	4142200	Unbundled

--- DELIVERIES ---

	Rate Per AF	Volume AF	Amount
Tier 1 Supply Rate	73.00	95.1	6,942.30
System Access Rate	143.00	95.1	13,599.30
Water Stewardship Rate	25.00	95.1	2,377.50
System Power Rate	90.00	95.1	8,559.00
Treatment Surcharge	147.00	95.1	13,979.70
Delivery Subtotal		95.1	45,457.80
SD-05 Total		95.1	45,457.80

Meter No SD-07

Treated Domestic	Constant	Previous Reading	Current Reading	Volume (Cu. Ft.)	Rate Desc.
e/o Wilt Rd. n/o Dos Ninos Ave.	1.000	99275904	99542504	266600000	Unbundled

--- DELIVERIES ---

	Rate Per AF	Volume AF	Amount
Tier 1 Supply Rate	73.00	6,120.3	446,781.90
System Access Rate	143.00	6,120.3	875,202.90
Water Stewardship Rate	25.00	6,120.3	153,007.50
System Power Rate	90.00	6,120.3	550,827.00
Treatment Surcharge	147.00	6,120.3	899,684.10
Delivery Subtotal		6,120.3	2,925,503.40

--- ADJUSTMENT ---

	Rate Per AF	Volume AF	Amount
Jul 2005 adj full service to agr voided	443.00	459.2	203,425.60

Agency Name	Invoice No.	Rev	Bill Period	Page No.	Mailed On	Due On
San Diego County Water Authority	5604	0	February 2007	3 of 7	03-09-07	04-30-07

--- ADJUSTMENT ---

	Rate Per AF	Volume AF	Amount
Jul 2005 adj full service to agr voided (Ramona)	329.00	-459.2	-151,076.80
Jul 2005 adj full service to agr	443.00	-445.1	-197,179.30
Jul 2005 adj full service to agr (Ramona)	329.00	445.1	146,437.90
Aug 2005 adj full service to agr voided	443.00	413.4	183,136.20
Aug 2005 adj full service to agr voided (Ramona)	329.00	-413.4	-136,008.60
Aug 2005 adj full service to agr	443.00	-485.9	-215,253.70
Aug 2005 adj full service to agr (Ramona)	329.00	485.9	159,861.10
Sep 2005 adj full service to agr voided	443.00	403.4	178,706.20
Sep 2005 adj full service to agr voided (Ramona)	329.00	-403.4	-132,718.60
Sep 2005 adj full service to agr	443.00	-369.1	-163,511.30
Sep 2005 adj full service to agr (Ramona)	329.00	369.1	121,433.90
Oct 2005 adj full service to agr voided	443.00	238.2	105,522.60
Oct 2005 adj full service to agr voided (Ramona)	329.00	-238.2	-78,367.80
Oct 2005 adj full service to agr	443.00	-232.2	-102,864.60
Oct 2005 adj full service to agr (Ramona)	329.00	232.2	76,393.80
Jun 2006 adj full service to agr voided	453.00	445.8	201,947.40
Jun 2006 adj full service to agr voided (Ramona)	339.00	-445.8	-151,126.20
Jun 2006 adj full service to agr	453.00	-350.3	-158,685.90
Jun 2006 adj full service to agr (Ramona)	339.00	350.3	118,751.70
Oct 2006 adj full service to agr	453.00	-72.6	-32,887.80
Oct 2006 adj full service to agr (Carlsbad Municipal)	339.00	72.6	24,611.40
Oct 2006 adj full service to agr voided	453.00	104.9	47,519.70
Oct 2006 adj full service to agr voided (Carlsbad Municipal)	339.00	-104.9	-35,561.10
Nov 2006 adj full service to agr	453.00	-75.1	-34,020.30
Nov 2006 adj full service to agr (Carlsbad Municipal)	339.00	75.1	25,458.90
Nov 2006 adj full service to agr	453.00	-194.4	-88,063.20
Nov 2006 adj full service to agr (Ramona)	339.00	194.4	65,901.60
Dec 2006 adj full service to agr	453.00	-1.2	-543.60
Dec 2006 adj full service to agr (Olivenhain)	339.00	1.2	406.80
Dec 2006 adj full service to agr	453.00	-1,106.3	-501,153.90
Dec 2006 adj full service to agr (Rainbow)	339.00	1,106.3	375,035.70
Dec 2006 adj full service to agr	453.00	-91.0	-41,223.00
Dec 2006 adj full service to agr (Ramona)	339.00	91.0	30,849.00
Jan 2007 adj full service to agr	478.00	-795.2	-380,105.60
Jan 2007 adj full service to agr (Fallbrook)	364.00	795.2	289,452.80
Jan 2007 adj full service to agr	478.00	-23.6	-11,280.80
Jan 2007 adj full service to agr (Oceanside)	364.00	23.6	8,590.40
Jan 2007 adj full service to agr	478.00	-18.7	-8,938.60
Jan 2007 adj full service to agr (Olivenhain)	364.00	18.7	6,806.80
Jan 2007 adj full service to agr	478.00	-1,578.4	-754,475.20
Jan 2007 adj full service to agr (Rainbow)	364.00	1,578.4	574,537.60
Jan 2007 adj full service to agr	478.00	-134.8	-64,434.40
Jan 2007 adj full service to agr (Ramona)	364.00	134.8	49,067.20
Jan 2007 adj full service to agr	478.00	-3.8	-1,720.80
Jan 2007 adj full service to agr (City of San Diego)	364.00	3.8	1,310.40
Jan 2007 adj full service to agr	478.00	-201.1	-96,125.80
Jan 2007 adj full service to agr (Vallecitos)	364.00	201.1	73,200.40
Jan 2007 adj full service to agr	478.00	-2,914.8	-1,393,274.40
Jan 2007 adj full service to agr (Valley Center)	364.00	2,914.8	1,060,987.20
Jan 2007 adj full service to agr	478.00	-15.4	-7,361.20
Jan 2007 adj full service to agr (Vista)	364.00	15.4	5,605.60
Jan 2007 adj full service to agr	478.00	-204.9	-97,942.20
Jan 2007 adj full service to agr (Yuima)	364.00	204.9	74,583.60
Feb 2007 adj full service to surface storage - In-Lieu - (San Diego CWA)	478.00	-114.4	-54,683.20
Adjustment Subtotal		-114.4	-881,046.40
SD-07 Total		6,005.9	2,044,457.00

Meter No SD-08

Treated Domestic	Constant	Previous Reading	Current Reading	Volume (Cu. Ft.)	Rate Desc.
n/o Red Mtn. n/o Mission Rd.	100	28904564	29045164	14060000	Unbundled

Agency Name	Invoice No.	Rev	Bill Period	Page No.	Mailed On	Due On
San Diego County Water Authority	5604	0	February 2007	4 of 7	03-09-07	04-30-07

--- DELIVERIES ---

	Rate Per AF	Volume AF	Amount
Tier 1 Supply Rate	73.00	322.8	23,564.40
System Access Rate	143.00	322.8	46,160.40
Water Stewardship Rate	25.00	322.8	8,070.00
System Power Rate	90.00	322.8	29,052.00
Treatment Surcharge	147.00	322.8	47,451.60
Delivery Subtotal		322.8	154,298.40
SD-08 Total		322.8	154,298.40

Meter No SD-09

Treated Domestic	Constant	Previous Reading	Current Reading	Volume (Cu. Ft.)	Rate Desc
w/o Rainbow Glen. Rd. n/o Red Mtn.	100	6953021	6953021	0	Unbundled

--- DELIVERIES ---

Rate Per AF	Volume AF	Amount
	0.0	0.00
SD-09 Total		

Meter No SD-11

Untreated Domestic	Constant	Previous Reading	Current Reading	Volume (Cu. Ft.)	Rate Desc
e/o Wilt Rd. n/o Dos Ninos Ave.	10,000	11887534	11957427	698930000	Unbundled

--- DELIVERIES ---

	Rate Per AF	Volume AF	Amount
Tier 1 Supply Rate	73.00	16,045.2	1,171,299.60
System Access Rate	143.00	16,045.2	2,294,463.60
Water Stewardship Rate	25.00	16,045.2	401,130.00
System Power Rate	90.00	16,045.2	1,444,068.00
Delivery Subtotal		16,045.2	5,310,961.20

--- ADJUSTMENT ---

	Rate Per AF	Volume AF	Amount
Jul 2005 adj full service to agr voided	331.00	13.1	4,336.10
Jul 2005 adj full service to agr voided (Ramona)	241.00	-13.1	-3,157.10
Jul 2005 adj full service to agr	331.00	-12.7	-4,203.70
Jul 2005 adj full service to agr (Ramona)	241.00	12.7	3,060.70
Aug 2005 adj full service to agr voided	331.00	83.3	27,572.30
Aug 2005 adj full service to agr voided (Ramona)	241.00	-83.3	-20,075.30
Aug 2005 adj full service to agr	331.00	-20.4	-6,752.40
Aug 2005 adj full service to agr (Ramona)	241.00	20.4	4,916.40
Sep 2005 adj full service to agr voided	331.00	33.4	11,055.40
Sep 2005 adj full service to agr voided (Ramona)	241.00	-33.4	-8,049.40
Sep 2005 adj full service to agr	331.00	-30.6	-10,128.60
Sep 2005 adj full service to agr (Ramona)	241.00	30.6	7,374.60
SEP 2005 ADJ Surface Storage TO Scheduled SOLD VOIDED (San Diego CWA)	261.00	-849.6	-221,745.60
SEP 2005 ADJ Surface Storage TO Scheduled SOLD VOIDED (San Diego CWA)	261.00	-1,401.0	-365,661.00
SEP 2005 ADJ Surface Storage TO Scheduled SOLD VOIDED (San Diego CWA)	261.00	-1,125.6	-293,781.60
SEP 2005 ADJ Surface Storage TO Scheduled SOLD VOIDED (San Diego CWA)	261.00	-5,053.9	-1,319,067.90
SEP 2005 ADJ Surface Storage TO Scheduled SOLD VOIDED (San Diego CWA)	261.00	-1,702.0	-444,222.00
SEP 2005 ADJ Surface Storage TO Scheduled SOLD VOIDED (San Diego CWA)	261.00	-269.9	-70,443.90
SEP 2005 ADJ Surface Storage TO Scheduled SOLD (San Diego CWA)	261.00	849.6	221,745.60
SEP 2005 ADJ Surface Storage TO Scheduled SOLD (San Diego CWA)	261.00	1,401.0	365,661.00
SEP 2005 ADJ Surface Storage TO Scheduled SOLD (San Diego CWA)	261.00	1,125.6	293,781.60
SEP 2005 ADJ Surface Storage TO Scheduled SOLD (San Diego CWA)	261.00	5,053.9	1,319,067.90
SEP 2005 ADJ Surface Storage TO Scheduled SOLD (San Diego CWA)	261.00	1,532.8	400,060.80
Oct 2005 adj full service to agr voided	331.00	9.8	3,243.80
Oct 2005 adj full service to agr voided (Ramona)	241.00	-9.8	-2,361.80
Oct 2005 adj full service to agr	331.00	-9.6	-3,177.60
Oct 2005 adj full service to agr (Ramona)	241.00	9.6	2,313.60
Jun 2006 adj full service to agr voided	331.00	37.9	12,544.90
Jun 2006 adj full service to agr voided (Ramona)	241.00	-37.9	-9,133.90
Jun 2006 adj full service to agr	331.00	-29.8	-9,863.80

Agency Name	Invoice No.	Rev	Bill Period	Page No.	Mailed On	Due On
San Diego County Water Authority	5604	0	February 2007	5 of 7	03-09-07	04-30-07

--- ADJUSTMENT ---

	Rate Per AF	Volume AF	Amount
Jun 2006 adj full service to agr (Ramona)	241.00	29.8	7,181.80
Nov 2006 adj full service to agr	331.00	-485.3	-160,634.30
Nov 2006 adj full service to agr (Ramona)	241.00	485.3	116,957.30
Dec 2006 adj full service to agr voided	331.00	179.7	59,480.70
Dec 2006 adj full service to agr voided (Escondido)	241.00	-179.7	-43,307.70
Dec 2006 adj full service to agr	331.00	-354.9	-117,471.90
Dec 2006 adj full service to agr (Escondido)	241.00	354.9	85,530.90
Dec 2006 adj full service to agr	331.00	-37.3	-12,346.30
Dec 2006 adj full service to agr (Poway)	241.00	37.3	8,989.30
Dec 2006 adj full service to agr	331.00	-53.1	-17,576.10
Dec 2006 adj full service to agr (Olivenhain)	241.00	53.1	12,797.10
Dec 2006 adj full service to agr	331.00	-356.4	-117,968.40
Dec 2006 adj full service to agr (Ramona)	241.00	356.4	85,892.40
Jan 2007 adj full service to agr	331.00	-562.5	-186,187.50
Jan 2007 adj full service to agr (Escondido)	241.00	562.5	135,562.50
Jan 2007 adj full service to agr	331.00	-157.8	-52,231.80
Jan 2007 adj full service to agr (Oceanside)	241.00	157.8	38,029.80
Jan 2007 adj full service to agr	331.00	-33.8	-11,187.80
Jan 2007 adj full service to agr (Olivenhain)	241.00	33.8	8,145.80
Jan 2007 adj full service to agr	331.00	-230.0	-76,130.00
Jan 2007 adj full service to agr (Ramona)	241.00	230.0	55,430.00
Jan 2007 adj full service to agr	331.00	-33.1	-10,956.10
Jan 2007 adj full service to agr (City of San Diego)	241.00	33.1	7,977.10
Jan 2007 adj full service to agr	331.00	-10.0	-3,310.00
Jan 2007 adj full service to agr (Santa Fe Irrigation)	241.00	10.0	2,410.00
Jan 2007 adj full service to agr	331.00	-17.7	-5,858.70
Jan 2007 adj full service to agr (Vista)	241.00	17.7	4,265.70
Jan 2007 adj full service to surface storage - Direct - (San Diego CWA) VOIDED	331.00	6,101.0	2,019,431.00
Jan 2007 adj full service to surface storage - Direct - (San Diego CWA)	331.00	-6,860.0	-2,270,660.00
Feb 2007 adj exch iid to sdcwa	331.00	-5,958.3	-1,972,197.30
Feb 2007 adj exch iid to sdcwa (San Diego CWA)	258.00		1,537,241.40
Feb 2007 adj full service to surface storage - Direct - (San Diego CWA)	331.00	-7,155.0	-2,368,305.00
Feb 2007 adj full service to surface storage - In-Lieu - (San Diego CWA)	331.00	-878.5	-290,783.50
Adjustment Subtotal		-15,189.9	-3,646,880.50
SD-11 Total		855.3	1,664,080.70

Meter No SD-DS1

Desalted	Constant	Previous Reading	Current Reading	Volume (Cu. Ft.)	Rate Desc.
Desalted		N/A	N/A	N/A	Unbundled

--- ADJUSTMENT ---

	Rate Per AF	Volume AF	Amount
Feb 2007 lppds contribution	75.00	191.0	-14,325.00
Adjustment Subtotal		191.0	-14,325.00
SD-DS1 Total		191.0	-14,325.00

Meter No SD-GRP1

Recovered	Constant	Previous Reading	Current Reading	Volume (Cu. Ft.)	Rate Desc.
Recovered Greenbelt		N/A	N/A	N/A	Unbundled

--- ADJUSTMENT ---

	Rate Per AF	Volume AF	Amount
FEB 2007 GRP	503.00	270.3	135,960.90
FEB 2007 GRP	753.00		-203,535.90
Adjustment Subtotal		270.3	-67,575.00
SD-GRP1 Total		270.3	-67,575.00

Agency Name	Invoice No.	Rev.	Bill Period	Page No.	Mailed On	Due On
San Diego County Water Authority	5604	0	February 2007	6 of 7	03-09-07	04-30-07

Meter No SD-RCL10

Reclaimed	Constant	Previous Reading	Current Reading	Volume (Cu. Ft.)	Rate Desc.
Reclaimed		N/A	N/A	N/A	Unbundled

--- ADJUSTMENT ---

	Rate Per AF	Volume AF	Amount
Jan 2007 contribution	200.00	407.8	-81,560.00
Adjustment Subtotal		407.8	-81,560.00
SD-RCL10 Total		407.8	-81,560.00

Meter No SD-RCL11

Reclaimed	Constant	Previous Reading	Current Reading	Volume (Cu. Ft.)	Rate Desc.
Reclaimed		N/A	N/A	N/A	Unbundled

--- ADJUSTMENT ---

	Rate Per AF	Volume AF	Amount
Jan 2007 contribution voided	250.00	-7.9	1,975.00
Jan 2007 contribution	250.00	7.7	-1,925.00
Feb 2007 contribution	250.00	2.1	-525.00
Adjustment Subtotal		1.9	-475.00
SD-RCL11 Total		1.9	-475.00

Meter No SD-RCL12

Reclaimed	Constant	Previous Reading	Current Reading	Volume (Cu. Ft.)	Rate Desc.
Reclaimed		N/A	N/A	N/A	Unbundled

--- ADJUSTMENT ---

	Rate Per AF	Volume AF	Amount
Jan 2007 lrp contribution	250.00	45.5	-11,375.00
Adjustment Subtotal		45.5	-11,375.00
SD-RCL12 Total		45.5	-11,375.00

Meter No SD-RCL13

Reclaimed	Constant	Previous Reading	Current Reading	Volume (Cu. Ft.)	Rate Desc.
Reclaimed		N/A	N/A	N/A	Unbundled

--- ADJUSTMENT ---

	Rate Per AF	Volume AF	Amount
Feb 2007 contribution	250.00	46.7	-11,675.00
Adjustment Subtotal		46.7	-11,675.00
SD-RCL13 Total		46.7	-11,675.00

Meter No SD-RCL15

Reclaimed	Constant	Previous Reading	Current Reading	Volume (Cu. Ft.)	Rate Desc.
Reclaimed		N/A	N/A	N/A	Unbundled

--- ADJUSTMENT ---

	Rate Per AF	Volume AF	Amount
Feb 2007 contribution	150.00	45.0	-6,750.00
Adjustment Subtotal		45.0	-6,750.00
SD-RCL15 Total		45.0	-6,750.00

Agency Name	Invoice No.	Rev.	Bill Period	Page No.	Mailed On	Due On
San Diego County Water Authority	5604	0	February 2007	7 of 7	03-09-07	04-30-07

Meter No SD-RCL6

Reclaimed	Constant	Previous Reading	Current Reading	Volume (Cu. Ft.)	Rate Desc.
Reclaimed		N/A	N/A	N/A	Unbundled

--- ADJUSTMENT ---

	Rate Per AF	Volume AF	Amount
Jan 2007 lrp contribution	185.00	106.0	-19,610.00
Adjustment Subtotal		106.0	-19,610.00
SD-RCL6 Total		106.0	-19,610.00

Meter No SD-RCL8

Reclaimed	Constant	Previous Reading	Current Reading	Volume (Cu. Ft.)	Rate Desc.
Reclaimed		N/A	N/A	N/A	Unbundled

--- ADJUSTMENT ---

	Rate Per AF	Volume AF	Amount
Jan 2007 lrp contribution	200.00	118.1	-23,620.00
Adjustment Subtotal		118.1	-23,620.00
SD-RCL8 Total		118.1	-23,620.00

Meter No SDTJ-01A


Treated Domestic	Constant	Previous Reading	Current Reading	Volume (Cu. Ft.)	Rate Desc.
San Diego-Tijuana	133.68	178696	178696	0	Unbundled

--- DELIVERIES ---

	Rate Per AF	Volume AF	Amount
Delivery Subtotal		0.0	0.00
SDTJ-01A Total		0.0	0.00

VOLUME TOTAL	INVOICE TOTAL
26,700.4	\$10,260,278.10

This invoice was printed on 3/8/2007 at 8:50:26AM



MWD
 METROPOLITAN WATER DISTRICT OF SOUTHERN CALIFORNIA
 700 North Alameda Street
 Los Angeles, CA, 90012-2944

INVOICE

Billed To:
 San Diego County Water Authority



Service Address
 4677 Overland Avenue
 San Diego, CA 92123-1233

March 2007	Page No. 1 of 1
Mailed: 04/10/2007	Due Date: 05/31/2007
Invoice Number: 5632	Revision: 0

NOTICE

The MWD Administrative Code Section 4507 and 4508 require that payment must be made in "Good Funds" by the due date or the payment will be considered delinquent and an additional charge shall be assessed.

DELIVERIES	Volume (AF)
Total Water Treated Delivered	21,292.2
Total Water Untreated Delivered	22,032.0

SALES	Type	Volume (AF)	Rate (\$ /AF)	Total (\$)
Full Service	Tier 1 Supply Rate	29,449.4	\$73.00	\$2,149,806.20
	System Access Rate	29,449.4	\$143.00	\$4,211,264.20
	Water Stewardship Rate	29,449.4	\$25.00	\$736,235.00
	System Power Rate	29,449.4	\$90.00	\$2,650,446.00
	Treatment Surcharge	18,805.7	\$147.00	\$2,764,437.90
Adjust Full Service Prior Rates				
Certification(s) for 200601 to 200612 for Domestic	Treated	-553.6	\$453.00	(\$250,780.80)
	Untreated	589.8	\$331.00	\$195,223.80
IAWP	Treated	3,104.6		\$1,116,234.40
	Untreated	-188.9		(\$45,524.90)
SUBTOTAL				\$13,527,341.80

WATER MANAGEMENT	Volume (AF)	Total (\$)
Local Resource Programs	988.0	(\$184,734.50)
SUBTOTAL		(\$184,734.50)

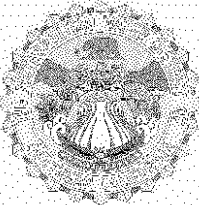
EXCHANGES, WHEELING, AND OTHER DELIVERIES	Volume (AF)	Total (\$)
IID San Diego Exchange UnTreated	5,958.4	\$1,537,267.20
SUBTOTAL		\$1,537,267.20

OTHER CHARGES AND CREDITS	Rate (\$ /AF)	Total (\$)
Conservation Credit		(\$7,958.00)
SUBTOTAL		(\$7,958.00)

ADDITIONAL INFORMATION	Volume (AF)	Tier1 %	Peak Day	Flow (CFS)
Purchase Order Commitment (Jan 2003 to Dec 2012)	3,342,570.6			
Purchase Order Firm Delivery To Date (Jan 2003 to Dec 2012)	2,068,313.5			
Tier 1 Annual Limit (For Current Calendar Year)	501,385.6			
Tier 1 YTD Deliveries (For Current Calendar Year)	89,294.0	18.0		
Tier 1 Current Month Deliveries	29,449.4			
Capacity Charge			5/4/2004	1,296.0

INVOICE TOTAL	Volume AF	Amount Now Due
	33,389.3	\$14,871,916.50

Note: Amount Due is based on highlighted fields



MWD
 METROPOLITAN WATER DISTRICT OF SOUTHERN CALIFORNIA
 700 North Alameda Street
 Los Angeles, CA, 90012-2944

INVOICE DETAIL

NOTICE

The MWD Administrative Code Section 4507 and 4508 require that payment must be made in "Good Funds" by the due date or the payment will be considered delinquent and an additional charge shall be assessed.

IN ACCORDANCE WITH READINGS AND BILLING DATA LISTED BELOW

Agency Name	Invoice No.	Rev.	Bill Period	Page No.	Mailed On	Due On
San Diego County Water Authority	5632	0	March 2007	1 of 7	04-10-07	05-31-07

Meter No CM-10

Treated	Constant	Previous Reading	Current Reading	Volume (Cu. Ft.)	Rate Desc
Treated Domestic		0	0	0	Unbundled

--- ADJUSTMENT ---

	Rate Per AF	Volume AF	Amount
MAR 2007 - OC to SD Transfer	478.00	64.5	30,831.00
Adjustment Subtotal		64.5	30,831.00
CM-10 Total		64.5	30,831.00

Meter No SD-01A

Treated Domestic	Constant	Previous Reading	Current Reading	Volume (Cu. Ft.)	Rate Desc
Rainbow Cyn. Rd. e/o Frontage Rd.	1.000	20185244	20323762	138518000	Unbundled

--- DELIVERIES ---

	Rate Per AF	Volume AF	Amount
Tier 1 Supply Rate	73.00	3,179.9	232,132.70
System Access Rate	143.00	3,179.9	454,725.70
Water Stewardship Rate	25.00	3,179.9	79,497.50
System Power Rate	90.00	3,179.9	286,191.00
Treatment Surcharge	147.00	3,179.9	467,445.30
Delivery Subtotal		3,179.9	1,519,992.20
SD-01A Total		3,179.9	1,519,992.20

Meter No SD-01B

Treated Domestic	Constant	Previous Reading	Current Reading	Volume (Cu. Ft.)	Rate Desc
Rainbow Cyn. Rd. e/o Frontage Rd.	1.000	19821684	19993968	172284000	Unbundled

--- DELIVERIES ---

	Rate Per AF	Volume AF	Amount
Tier 1 Supply Rate	73.00	3,955.1	288,722.30
System Access Rate	143.00	3,955.1	565,579.30
Water Stewardship Rate	25.00	3,955.1	98,877.50
System Power Rate	90.00	3,955.1	355,959.00
Treatment Surcharge	147.00	3,955.1	581,399.70
Delivery Subtotal		3,955.1	1,890,537.80
SD-01B Total		3,955.1	1,890,537.80

Agency Name	Invoice No.	Rev.	Bill Period	Page No.	Mailed On	Due On
San Diego County Water Authority	5632	0	March 2007	2 of 7	04-10-07	05-31-07

Meter No SD-02

Treated Domestic	Constant	Previous Reading	Current Reading	Volume (Cu. Ft.)	Rate Desc.
w/o Rainbow Glen Rd.	100	18914896	19092932	17803600	Unbundled

--- DELIVERIES ---

	Rate Per AF	Volume AF	Amount
Tier 1 Supply Rate	73.00	408.7	29,835.10
System Access Rate	143.00	408.7	58,444.10
Water Stewardship Rate	25.00	408.7	10,217.50
System Power Rate	90.00	408.7	36,783.00
Treatment Surcharge	147.00	408.7	60,078.90
Delivery Subtotal		408.7	195,358.60
SD-02 Total		408.7	195,358.60

Meter No SD-03

Untreated Domestic	Constant	Previous Reading	Current Reading	Volume (Cu. Ft.)	Rate Desc.
Rainbow Cyn. Rd. e/o Frontage Rd.	1.000	60882516	61303312	420796000	Unbundled

--- DELIVERIES ---

	Rate Per AF	Volume AF	Amount
Tier 1 Supply Rate	73.00	9,660.1	705,187.30
System Access Rate	143.00	9,660.1	1,381,394.30
Water Stewardship Rate	25.00	9,660.1	241,502.50
System Power Rate	90.00	9,660.1	869,409.00
Delivery Subtotal		9,660.1	3,197,493.10
SD-03 Total		9,660.1	3,197,493.10

Meter No SD-05

Treated Domestic	Constant	Previous Reading	Current Reading	Volume (Cu. Ft.)	Rate Desc.
s/o Reche Rd. w/o Wilt Rd.	100	6160721	6265332	10461100	Unbundled

--- DELIVERIES ---

	Rate Per AF	Volume AF	Amount
Tier 1 Supply Rate	73.00	240.2	17,534.60
System Access Rate	143.00	240.2	34,348.60
Water Stewardship Rate	25.00	240.2	6,005.00
System Power Rate	90.00	240.2	21,618.00
Treatment Surcharge	147.00	240.2	35,309.40
Delivery Subtotal		240.2	114,815.60
SD-05 Total		240.2	114,815.60

Meter No SD-07

Treated Domestic	Constant	Previous Reading	Current Reading	Volume (Cu. Ft.)	Rate Desc.
e/o Wilt Rd. n/o Dos Ninos Ave.	1.000	99542504	100111848	569344000	Unbundled

--- DELIVERIES ---

	Rate Per AF	Volume AF	Amount
Tier 1 Supply Rate	73.00	13,070.3	954,131.90
System Access Rate	143.00	13,070.3	1,869,052.90
Water Stewardship Rate	25.00	13,070.3	326,757.50
System Power Rate	90.00	13,070.3	1,176,327.00
Treatment Surcharge	147.00	13,070.3	1,921,334.10
Delivery Subtotal		13,070.3	6,247,603.40

--- ADJUSTMENT ---

	Rate Per AF	Volume AF	Amount
Nov 2006 adj full service to agr voided	453.00	225.0	101,925.00

Agency Name	Invoice No.	Rev.	Bill Period	Page No.	Mailed On	Due On
San Diego County Water Authority	5632	0	March 2007	3 of 7	04-10-07	05-31-07

--- ADJUSTMENT ---

	Rate Per AF	Volume AF	Amount
Nov 2006 adj full service to agr voided (Ramona)	339.00	-225.0	-76,275.00
Nov 2006 adj full service to agr voided	453.00	194.4	88,063.20
Nov 2006 adj full service to agr voided (Ramona)	339.00	-194.4	-65,901.60
Nov 2006 adj full service to agr	453.00	-161.2	-73,023.60
Nov 2006 adj full service to agr (Ramona)	339.00	161.2	54,646.80
Dec 2006 adj full service to agr voided	453.00	91.0	41,223.00
Dec 2006 adj full service to agr voided (Ramona)	339.00	-91.0	-30,849.00
Dec 2006 adj full service to agr	453.00	-79.5	-36,013.50
Dec 2006 adj full service to agr (Ramona)	339.00	79.5	26,950.50
Dec 2006 adj full service to agr	453.00	-823.3	-372,854.90
Dec 2006 adj full service to agr (Fallbrook)	339.00	823.3	279,098.70
Jan 2007 adj full service to agr voided	478.00	134.8	64,434.40
Jan 2007 adj full service to agr voided (Ramona)	364.00	-134.8	-49,067.20
Jan 2007 adj full service to agr	478.00	-204.4	-97,703.20
Jan 2007 adj full service to agr (Ramona)	364.00	204.4	74,401.60
Jan 2007 adj full service to agr	478.00	-82.2	-39,291.60
Jan 2007 adj full service to agr (Carlsbad Municipal)	364.00	82.2	29,920.80
Jan 2007 adj full service to agr	478.00	-0.9	-430.20
Jan 2007 adj full service to agr (Padre Dam)	364.00	0.9	327.60
Jan 2007 adj full service to agr	478.00	-42.9	-20,506.20
Jan 2007 adj full service to agr (Rincon)	364.00	42.9	15,615.60
Feb 2007 adj full service to agr	478.00	-80.0	-38,240.00
Feb 2007 adj full service to agr (Ramona)	364.00	80.0	29,120.00
Feb 2007 adj full service to agr	478.00	-2.9	-1,386.20
Feb 2007 adj full service to agr (City of San Diego)	364.00	2.9	1,055.60
Feb 2007 adj full service to agr	478.00	-341.3	-163,141.40
Feb 2007 adj full service to agr (Fallbrook)	364.00	341.3	124,233.20
Feb 2007 adj full service to agr	478.00	-5.8	-2,772.40
Feb 2007 adj full service to agr (Olivenhain)	364.00	5.8	2,111.20
Feb 2007 adj full service to agr	478.00	-2.2	-1,051.60
Feb 2007 adj full service to agr (Otay)	364.00	2.2	800.80
Feb 2007 adj full service to agr	478.00	-105.5	-50,429.00
Feb 2007 adj full service to agr (Padre Dam)	364.00	105.5	38,402.00
Feb 2007 adj full service to agr	478.00	-679.3	-324,705.40
Feb 2007 adj full service to agr (Rainbow)	364.00	679.3	247,265.20
Feb 2007 adj full service to agr	478.00	-23.3	-11,137.40
Feb 2007 adj full service to agr (Rincon)	364.00	23.3	8,481.20
Feb 2007 adj full service to agr	478.00	-114.5	-54,731.00
Feb 2007 adj full service to agr (Vallecitos)	364.00	114.5	41,678.00
Feb 2007 adj full service to agr	478.00	-963.5	-460,553.00
Feb 2007 adj full service to agr (Valley Center)	364.00	963.5	350,714.00
Feb 2007 adj full service to agr	478.00	-12.5	-5,975.00
Feb 2007 adj full service to agr (Vista)	364.00	12.5	4,550.00
Feb 2007 adj full service to agr	478.00	-24.6	-11,758.80
Feb 2007 adj full service to agr (Yuima)	364.00	24.6	8,954.40
Feb 2007 adj full service to surface storage - In-Lieu - (San Diego CWA) VOIDED	478.00	114.4	54,683.20
Feb 2007 adj full service to surface storage - In-Lieu - (San Diego CWA)	478.00	-114.4	-54,683.20
Adjustment Subtotal		0.0	-353,924.40
SD-07 Total		13,070.3	5,893,679.00

Meter No SD-08

Treated Domestic	Constant	Previous Reading	Current Reading	Volume (Cu. Ft.)	Rate Desc
n/o Red Mtn. n/o Mission Rd.	100	29045164	29230876	18571200	Unbundled

--- DELIVERIES ---

	Rate Per AF	Volume AF	Amount
Tier 1 Supply Rate	73.00	426.3	31,119.90
System Access Rate	143.00	426.3	60,960.90
Water Stewardship Rate	25.00	426.3	10,657.50
System Power Rate	90.00	426.3	38,367.00
Treatment Surcharge	147.00	426.3	62,666.10

Agency Name	Invoice No.	Rev.	Bill Period	Page No.	Mailed On	Due On
San Diego County Water Authority	5632	0	March 2007	4 of 7	04-10-07	05-31-07

Delivery Subtotal 426.3 203,771.40

SD-08 Total 426.3 203,771.40

Meter No SD-09

Treated Domestic	Constant	Previous Reading	Current Reading	Volume (Cu. Ft.)	Rate Desc
w/o Rainbow Glen Rd. n/o Red Mtn.	100	6953021	6958123	510200	Unbundled

--- DELIVERIES ---

	Rate Per AF	Volume AF	Amount
Tier 1 Supply Rate	73.00	11.7	854.10
System Access Rate	143.00	11.7	1,673.10
Water Stewardship Rate	25.00	11.7	292.50
System Power Rate	90.00	11.7	1,053.00
Treatment Surcharge	147.00	11.7	1,719.90
Delivery Subtotal		11.7	5,592.60
SD-09 Total		11.7	5,592.60

Meter No SD-11

Untreated Domestic	Constant	Previous Reading	Current Reading	Volume (Cu. Ft.)	Rate Desc
e/o Wilt Rd. n/o Dos Ninos Ave.	10,000	11957427	12011319	538920000	Unbundled

--- DELIVERIES ---

	Rate Per AF	Volume AF	Amount
Tier 1 Supply Rate	73.00	12,371.9	903,148.70
System Access Rate	143.00	12,371.9	1,769,181.70
Water Stewardship Rate	25.00	12,371.9	309,297.50
System Power Rate	90.00	12,371.9	1,113,471.00
Delivery Subtotal		12,371.9	4,095,098.90

--- ADJUSTMENT ---

	Rate Per AF	Volume AF	Amount
Nov 2006 adj full service to agr voided	331.00	561.6	185,889.60
Nov 2006 adj full service to agr voided (Ramona)	241.00	-561.6	-135,345.60
Nov 2006 adj full service to agr voided	331.00	485.3	160,634.30
Nov 2006 adj full service to agr voided (Ramona)	241.00	-485.3	-116,957.30
Nov 2006 adj full service to agr	331.00	-402.3	-133,161.30
Nov 2006 adj full service to agr (Ramona)	241.00	402.3	96,954.30
Dec 2006 adj full service to surface storage - In-Lieu - (San Diego CWA)	331.00	-100.0	-33,100.00
Dec 2006 adj full service to agr voided	331.00	356.4	117,968.40
Dec 2006 adj full service to agr voided (Ramona)	241.00	-356.4	-85,892.40
Dec 2006 adj full service to agr	331.00	-311.2	-103,007.20
Dec 2006 adj full service to agr (Ramona)	241.00	311.2	74,999.20
Jan 2007 adj full service to surface storage - Direct - (San Diego CWA) VOIDED	331.00	6,860.0	2,270,660.00
Jan 2007 adj full service to surface storage - In-Lieu - (San Diego CWA) VOIDED	331.00	1,321.1	437,284.10
Jan 2007 adj full service to surface storage - Direct - (San Diego CWA)	331.00	-7,367.0	-2,438,477.00
Jan 2007 adj full service to surface storage - In-Lieu - (San Diego CWA)	331.00	-1,421.1	-470,384.10
Jan 2007 adj full service to agr voided	331.00	230.0	76,130.00
Jan 2007 adj full service to agr voided (Ramona)	241.00	-230.0	-55,430.00
Jan 2007 adj full service to agr	331.00	-348.5	-115,353.50
Jan 2007 adj full service to agr (Ramona)	241.00	348.5	83,988.50
Feb 2007 adj full service to surface storage - Direct - (San Diego CWA) VOIDED	331.00	7,155.0	2,368,305.00
Feb 2007 adj full service to surface storage - Direct - (San Diego CWA)	331.00	-8,617.0	-2,852,227.00
Feb 2007 adj full service to agr	331.00	-166.4	-55,078.40
Feb 2007 adj full service to agr (Ramona)	241.00	166.4	40,102.40
Feb 2007 adj full service to agr	331.00	-111.0	-36,741.00
Feb 2007 adj full service to agr (Escondido)	241.00	111.0	26,751.00
Feb 2007 adj full service to agr	331.00	-17.6	-5,825.60
Feb 2007 adj full service to agr (City of San Diego)	241.00	17.6	4,241.60
Feb 2007 adj full service to agr	331.00	-46.3	-15,325.30
Feb 2007 adj full service to agr (Oceanside)	241.00	46.3	11,158.30
Feb 2007 adj full service to agr	331.00	-31.2	-10,327.20

MWD2010-00275004

Agency Name	Invoice No.	Rev.	Bill Period	Page No.	Mailed On	Due On
San Diego County Water Authority	5632	0	March 2007	5 of 7	04-10-07	05-31-07

--- ADJUSTMENT ---

	Rate Per AF	Volume AF	Amount
Feb 2007 adj full service to agr (Olivenhain)	241.00	31.2	7,519.20
Feb 2007 adj full service to agr	331.00	-9.9	-3,276.90
Feb 2007 adj full service to agr (Vista)	241.00	9.9	2,385.90
Feb 2007 adj full service to surface storage - In-Lieu - (San Diego CWA) VOIDED	331.00	878.5	290,783.50
Feb 2007 adj full service to surface storage - In-Lieu - (San Diego CWA)	331.00	-978.5	-323,883.50
Mar 2007 adj exch iid to sdcwa	331.00	-5,958.4	-1,972,230.40
Mar 2007 adj exch iid to sdcwa (San Diego CWA)	258.00		1,537,267.20
Mar 2007 adj full service to surface storage - Direct - (San Diego CWA)	331.00	-2,660.0	-880,460.00
Mar 2007 adj full service to surface storage - In-Lieu - (San Diego CWA)	331.00	-100.0	-33,100.00
Adjustment Subtotal		-10,987.4	-2,082,561.20
SD-11 Total		1,384.5	2,012,537.70

Meter No SD-DS1

Desalted	Constant	Previous Reading	Current Reading	Volume (Cu. Ft.)	Rate Desc.
Desalted		N/A	N/A	N/A	Unbundled

--- ADJUSTMENT ---

	Rate Per AF	Volume AF	Amount
Mar 2007 Ippds contribution	75.00	211.1	-15,832.50
Adjustment Subtotal		211.1	-15,832.50
SD-DS1 Total		211.1	-15,832.50

Meter No SD-GRP1

Recovered	Constant	Previous Reading	Current Reading	Volume (Cu. Ft.)	Rate Desc.
Recovered Greenbelt		N/A	N/A	N/A	Unbundled

--- ADJUSTMENT ---

	Rate Per AF	Volume AF	Amount
MAR 2007 GRP	503.00	151.9	76,405.70
MAR 2007 GRP	753.00		-114,380.70
Adjustment Subtotal		151.9	-37,975.00
SD-GRP1 Total		151.9	-37,975.00

Meter No SD-RCL1

Reclaimed	Constant	Previous Reading	Current Reading	Volume (Cu. Ft.)	Rate Desc.
Reclaimed		N/A	N/A	N/A	Unbundled

--- ADJUSTMENT ---

	Rate Per AF	Volume AF	Amount
Feb 2007 Irp contribution	250.00	11.4	-2,850.00
Mar 2007 Irp contribution	250.00	19.0	-4,750.00
Adjustment Subtotal		30.4	-7,600.00
SD-RCL1 Total		30.4	-7,600.00

Meter No SD-RCL10

Reclaimed	Constant	Previous Reading	Current Reading	Volume (Cu. Ft.)	Rate Desc.
No Address 1		N/A	N/A	N/A	Unbundled

--- ADJUSTMENT ---

	Rate Per AF	Volume AF	Amount
Feb 2007 contribution	200.00	250.8	-50,160.00
Adjustment Subtotal		250.8	-50,160.00

Agency Name	Invoice No.	Rev.	Bill Period	Page No.	Mailed On	Due On
San Diego County Water Authority	5632	0	March 2007	6 of 7	04-10-07	05-31-07

SD-RCL10 Total 250.8 -50,160.00

Meter No SD-RCL11

Reclaimed	Constant	Previous Reading	Current Reading	Volume (Cu. Ft.)	Rate Desc.
Reclaimed		N/A	N/A	N/A	Unbundled

--- ADJUSTMENT ---

	Rate Per AF	Volume AF	Amount
Mar 2007 contribution	250.00	15.7	-3,925.00
Adjustment Subtotal		<u>15.7</u>	<u>-3,925.00</u>
SD-RCL11 Total		15.7	-3,925.00

Meter No SD-RCL12

Reclaimed	Constant	Previous Reading	Current Reading	Volume (Cu. Ft.)	Rate Desc.
Reclaimed		N/A	N/A	N/A	Unbundled

--- ADJUSTMENT ---

	Rate Per AF	Volume AF	Amount
Feb 2007 lrp contribution	250.00	38.9	-9,725.00
Adjustment Subtotal		<u>38.9</u>	<u>-9,725.00</u>
SD-RCL12 Total		38.9	-9,725.00

Meter No SD-RCL13

Reclaimed	Constant	Previous Reading	Current Reading	Volume (Cu. Ft.)	Rate Desc.
Reclaimed		N/A	N/A	N/A	Unbundled

--- ADJUSTMENT ---

	Rate Per AF	Volume AF	Amount
Mar 2007 contribution	250.00	96.9	-24,225.00
Adjustment Subtotal		<u>96.9</u>	<u>-24,225.00</u>
SD-RCL13 Total		96.9	-24,225.00

Meter No SD-RCL15

Reclaimed	Constant	Previous Reading	Current Reading	Volume (Cu. Ft.)	Rate Desc.
Reclaimed		N/A	N/A	N/A	Unbundled

--- ADJUSTMENT ---

	Rate Per AF	Volume AF	Amount
Mar 2007 contribution	150.00	19.2	-2,880.00
Adjustment Subtotal		<u>19.2</u>	<u>-2,880.00</u>
SD-RCL15 Total		19.2	-2,880.00

Meter No SD-RCL5

Reclaimed	Constant	Previous Reading	Current Reading	Volume (Cu. Ft.)	Rate Desc.
Reclaimed		N/A	N/A	N/A	Unbundled

--- ADJUSTMENT ---

	Rate Per AF	Volume AF	Amount
FEB 2007 LPPRE	113.00	0.1	11.30
FEB 2007 LPPRE	267.00		-26.70
Adjustment Subtotal		<u>0.1</u>	<u>-15.40</u>
SD-RCL5 Total		0.1	-15.40

Agency Name	Invoice No.	Rev.	Bill Period	Page No.	Mailed On	Due On
San Diego County Water Authority	5632	0	March 2007	7 of 7	04-10-07	05-31-07

Meter No SD-RCL6

Reclaimed	Constant	Previous Reading	Current Reading	Volume (Cu. Ft.)	Rate Desc.
Reclaimed		N/A	N/A	N/A	Unbundled

--- ADJUSTMENT ---

	Rate Per AF	Volume AF	Amount
Feb 2007 lrp contribution	185.00	78.2	-14,467.00
Adjustment Subtotal		<u>78.2</u>	<u>-14,467.00</u>
SD-RCL6 Total		78.2	-14,467.00

Meter No SD-RCL8

Reclaimed	Constant	Previous Reading	Current Reading	Volume (Cu. Ft.)	Rate Desc.
Reclaimed		N/A	N/A	N/A	Unbundled

--- ADJUSTMENT ---

	Rate Per AF	Volume AF	Amount
Feb 2007 lrp contribution	200.00	72.4	-14,480.00
Adjustment Subtotal		<u>72.4</u>	<u>-14,480.00</u>
SD-RCL8 Total		72.4	-14,480.00

Meter No SD-RCL9

Reclaimed	Constant	Previous Reading	Current Reading	Volume (Cu. Ft.)	Rate Desc.
		N/A	N/A	N/A	Unbundled

--- ADJUSTMENT ---

	Rate Per AF	Volume AF	Amount
DEC 2006 LPPRE	113.00	5.6	632.80
DEC 2006 LPPRE	267.00		-1,495.20
JAN 2007 LPPRE	113.00	7.7	870.10
JAN 2007 LPPRE	267.00		-2,055.90
FEB 2007 LPPRE	113.00	9.1	1,028.30
FEB 2007 LPPRE	267.00		-2,429.70
Adjustment Subtotal		<u>22.4</u>	<u>-3,449.60</u>
SD-RCL9 Total		22.4	-3,449.60

Meter No SDTJ-01A

Treated Domestic	Constant	Previous Reading	Current Reading	Volume (Cu. Ft.)	Rate Desc.
San Diego-Tijuana	133.68	178696	178696	0	Unbundled

--- DELIVERIES ---


	Rate Per AF	Volume AF	Amount
Delivery Subtotal		<u>0.0</u>	<u>0.00</u>
SDTJ-01A Total		0.0	0.00

--- OTHER CHARGES AND CREDITS ---

	Amount
Conservation Ag.# 55708	-7,958.00

VOLUME TOTAL	INVOICE TOTAL
33,389.3	\$14,871,916.50

This invoice was printed on: 4/9/2007 at 2:07:55PM



MWD
 METROPOLITAN WATER DISTRICT OF SOUTHERN CALIFORNIA
 700 North Alameda Street
 Los Angeles, CA, 90012-2944

INVOICE

Billed To:
 San Diego County Water Authority



Service Address
 4677 Overland Avenue
 San Diego, CA 92123-1233

April 2007	Page No. 1 of 1
Mailed: 05/10/2007	Due Date: 06/29/2007
Invoice Number: 5660	Revision: 0

NOTICE

The MWD Administrative Code Section 4507 and 4508 require that payment must be made in "Good Funds" by the due date or the payment will be considered delinquent and an additional charge shall be assessed.

DELIVERIES	Volume (AF)
Total Water Treated Delivered	19,016.8
Total Water Untreated Delivered	38,822.3

SALES	Type	Volume (AF)	Rate (\$ /AF)	Total (\$)
Full Service	Tier 1 Supply Rate	38,110.1	\$73.00	\$2,782,037.30
	System Access Rate	38,110.1	\$143.00	\$5,449,744.30
	Water Stewardship Rate	38,110.1	\$25.00	\$952,752.50
	System Power Rate	38,110.1	\$90.00	\$3,429,909.00
	Treatment Surcharge	13,620.9	\$147.00	\$2,002,272.30
IAWP	Treated	5,205.3		\$1,894,729.20
	Untreated	778.9		\$187,714.90
SUBTOTAL				\$16,699,159.50

WATER MANAGEMENT	Volume (AF)	Total (\$)
Local Resource Programs	1,172.7	(\$219,150.00)
SUBTOTAL		(\$219,150.00)

EXCHANGES, WHEELING, AND OTHER DELIVERIES	Volume (AF)	Total (\$)
IID San Diego Exchange UnTreated	5,958.3	\$1,537,241.40
SUBTOTAL		\$1,537,241.40

OTHER CHARGES AND CREDITS	Rate (\$ /AF)	Total (\$)
Conservation Credit		(\$591,620.00)
Readiness To Serve Charge(Payment Schedule: S)		\$4,974,036.00
Capacity Charge(Payment Schedule: S)		\$4,406,400.00
SUBTOTAL		\$8,788,816.00

ADDITIONAL INFORMATION	Volume (AF)	Tier1 %	Peak Day	Flow (CFS)
Purchase Order Commitment (Jan 2003 to Dec 2012)	3,342,570.6			
Purchase Order Firm Delivery To Date (Jan 2003 to Dec 2012)	2,106,423.6			
Tier 1 Annual Limit (For Current Calendar Year)	501,385.6			
Tier 1 YTD Deliveries (For Current Calendar Year)	127,404.1	25.0		
Tier 1 Current Month Deliveries	38,110.1			
Capacity Charge			5/4/2004	1,296.0

INVOICE TOTAL	Volume AF 45,267.0	Amount Now Due \$26,806,066.90
----------------------	------------------------------	--

Note: Amount Due is based on highlighted fields.



MWD
 METROPOLITAN WATER DISTRICT OF SOUTHERN CALIFORNIA
 700 North Alameda Street
 Los Angeles, CA, 90012-2944

INVOICE DETAIL

NOTICE

The MWD Administrative Code Section 4507 and 4508 require that payment must be made in "Good Funds" by the due date or the payment will be considered delinquent and an additional charge shall be assessed.

IN ACCORDANCE WITH READINGS AND BILLING DATA LISTED BELOW:

Agency Name	Invoice No.	Rev.	Bill Period	Page No.	Mailed On	Due On
San Diego County Water Authority	5660	0	April 2007	1 of 7	05-10-07	06-29-07

Meter No CM-10

Treated	Constant	Previous Reading	Current Reading	Volume (Cu. Ft.)	Rate Desc
Treated Domestic		0	0	0	Unbundled

---ADJUSTMENT---

	Rate Per AF	Volume AF	Amount
Apr 2007 oc to sd transfer	478.00	61.4	29,349.20
Adjustment Subtotal		61.4	29,349.20
CM-10 Total		61.4	29,349.20

Meter No SD-01A

Treated Domestic	Constant	Previous Reading	Current Reading	Volume (Cu. Ft.)	Rate Desc
Rainbow Cyn. Rd. e/o Frontage Rd.	1,000	20323762	20475704	151942000	Unbundled

--- DELIVERIES ---

	Rate Per AF	Volume AF	Amount
Tier 1 Supply Rate	73.00	3,488.1	254,631.30
System Access Rate	143.00	3,488.1	498,798.30
Water Stewardship Rate	25.00	3,488.1	87,202.50
System Power Rate	90.00	3,488.1	313,929.00
Treatment Surcharge	147.00	3,488.1	512,750.70
Delivery Subtotal		3,488.1	1,667,311.80
SD-01A Total		3,488.1	1,667,311.80

Meter No SD-01B

Treated Domestic	Constant	Previous Reading	Current Reading	Volume (Cu. Ft.)	Rate Desc
Rainbow Cyn. Rd. e/o Frontage Rd.	1,000	1993968	20168552	174584000	Unbundled

--- DELIVERIES ---

	Rate Per AF	Volume AF	Amount
Tier 1 Supply Rate	73.00	4,007.9	292,576.70
System Access Rate	143.00	4,007.9	573,129.70
Water Stewardship Rate	25.00	4,007.9	100,197.50
System Power Rate	90.00	4,007.9	360,711.00
Treatment Surcharge	147.00	4,007.9	589,161.30
Delivery Subtotal		4,007.9	1,915,776.20
SD-01B Total		4,007.9	1,915,776.20

Agency Name	Invoice No.	Rev.	Bill Period	Page No.	Mailed On	Due On
San Diego County Water Authority	5660	0	April 2007	2 of 7	05-10-07	06-29-07

Meter No SD-02

Treated Domestic	Constant	Previous Reading	Current Reading	Volume (Cu. Ft.)	Rate Desc.
w/o Rainbow Glen Rd.	100	19092932	19281244	18831200	Unbundled

--- DELIVERIES ---		Rate Per AF	Volume AF	Amount
Tier 1 Supply Rate		73.00	432.3	31,557.90
System Access Rate		143.00	432.3	61,818.90
Water Stewardship Rate		25.00	432.3	10,807.50
System Power Rate		90.00	432.3	38,907.00
Treatment Surcharge		147.00	432.3	63,548.10
Apr 2007, meter under 10% flow	Tier 1 supply rate	73.00	0.4	29.20
Apr 2007, meter under 10% flow	System access rate	143.00	0.4	57.20
Apr 2007, meter under 10% flow	Water stewardship rate	25.00	0.4	10.00
Apr 2007, meter under 10% flow	System power rate	90.00	0.4	36.00
Apr 2007, meter under 10% flow	Treatment surcharge	147.00	0.4	58.80
Delivery Subtotal			432.7	206,830.60
SD-02 Total			432.7	206,830.60

Meter No SD-03

Untreated Domestic	Constant	Previous Reading	Current Reading	Volume (Cu. Ft.)	Rate Desc.
Rainbow Cyn. Rd. e/o Frontage Rd.	1,000	61303312	62002572	699260000	Unbundled

--- DELIVERIES ---		Rate Per AF	Volume AF	Amount
Tier 1 Supply Rate		73.00	16,052.8	1,171,854.40
System Access Rate		143.00	16,052.8	2,295,550.40
Water Stewardship Rate		25.00	16,052.8	401,320.00
System Power Rate		90.00	16,052.8	1,444,752.00
Delivery Subtotal			16,052.8	5,313,476.80
SD-03 Total			16,052.8	5,313,476.80

Meter No SD-05

Treated Domestic	Constant	Previous Reading	Current Reading	Volume (Cu. Ft.)	Rate Desc.
s/o Reche Rd. w/o Wilt Rd.	100	6265332	6375807	11047500	Unbundled

--- DELIVERIES ---		Rate Per AF	Volume AF	Amount
Tier 1 Supply Rate		73.00	253.6	18,512.80
System Access Rate		143.00	253.6	36,264.80
Water Stewardship Rate		25.00	253.6	6,340.00
System Power Rate		90.00	253.6	22,824.00
Treatment Surcharge		147.00	253.6	37,279.20
Delivery Subtotal			253.6	121,220.80
SD-05 Total			253.6	121,220.80

Meter No SD-07

Treated Domestic	Constant	Previous Reading	Current Reading	Volume (Cu. Ft.)	Rate Desc.
e/o Wilt Rd. n/o Dos Ninos Ave.	1,000	100111848	100561128	449280000	Unbundled

--- DELIVERIES ---		Rate Per AF	Volume AF	Amount
Tier 1 Supply Rate		73.00	10,314.0	752,922.00
System Access Rate		143.00	10,314.0	1,474,902.00
Water Stewardship Rate		25.00	10,314.0	257,850.00
System Power Rate		90.00	10,314.0	928,260.00
Treatment Surcharge		147.00	10,314.0	1,516,158.00

Agency Name	Invoice No.	Rev	Bill Period	Page No.	Mailed On	Due On
San Diego County Water Authority	5660	0	April 2007	3 of 7	05-10-07	06-29-07

Delivery Subtotal 10,314.0 4,930,092.00

--- ADJUSTMENT ---

	Rate Per AF	Volume AF	Amount
Jan 2007 adj full service to agr	478.00	-3.7	-1,768.60
Jan 2007 adj full service to agr (Otay)	364.00	3.7	1,346.80
Jan 2007 adj full service to agr	478.00	-3.2	-1,529.60
Jan 2007 adj full service to agr (Lakeside W.D.)	364.00	3.2	1,164.80
Feb 2007 adj full service to agr	478.00	-29.7	-14,196.60
Feb 2007 adj full service to agr (Carlsbad Municipal)	364.00	29.7	10,810.80
Mar 2007 adj full service to agr	478.00	-62.3	-29,779.40
Mar 2007 adj full service to agr (Carlsbad Municipal)	364.00	62.3	22,677.20
Mar 2007 adj full service to agr	478.00	-0.8	-382.40
Mar 2007 adj full service to agr (City of San Diego)	364.00	0.8	291.20
Mar 2007 adj full service to agr	478.00	-623.7	-298,128.60
Mar 2007 adj full service to agr (Fallbrook)	364.00	623.7	227,026.80
Mar 2007 adj full service to agr	478.00	-96.3	-46,031.40
Mar 2007 adj full service to agr (Oceanside)	364.00	96.3	35,053.20
Mar 2007 adj full service to agr	478.00	-26.1	-12,475.80
Mar 2007 adj full service to agr (Olivenhain)	364.00	26.1	9,500.40
Mar 2007 adj full service to agr	478.00	-2.0	-956.00
Mar 2007 adj full service to agr (Otay)	364.00	2.0	728.00
Mar 2007 adj full service to agr	478.00	-1,287.6	-615,472.80
Mar 2007 adj full service to agr (Rainbow)	364.00	1,287.6	468,686.40
Mar 2007 adj full service to agr	478.00	-196.4	-93,879.20
Mar 2007 adj full service to agr (Ramona)	364.00	196.4	71,489.60
Mar 2007 adj full service to agr	478.00	-7.4	-3,537.20
Mar 2007 adj full service to agr (Santa Fe Irrigation)	364.00	7.4	2,693.60
Mar 2007 adj full service to agr	478.00	-125.5	-59,989.00
Mar 2007 adj full service to agr (Vallecitos)	364.00	125.5	45,682.00
Mar 2007 adj full service to agr	478.00	-2,573.1	-1,229,941.80
Mar 2007 adj full service to agr (Valley Center)	364.00	2,573.1	936,608.40
Mar 2007 adj full service to agr	478.00	-19.0	-9,082.00
Mar 2007 adj full service to agr (Vista)	364.00	19.0	6,916.00
Mar 2007 adj full service to agr	478.00	-145.6	-69,596.80
Mar 2007 adj full service to agr (Yuima)	364.00	145.6	52,998.40
Mar 2007 adj full service to agr	478.00	-2.9	-1,386.20
Mar 2007 adj full service to agr (Lakeside W.D.)	364.00	2.9	1,055.60
Mar 2007 adj full service to surface storage - Direct - (San Diego CWA)	478.00	-4.0	-1,912.00
Apr 2007 adj full service to surface storage - Direct - (San Diego CWA)	478.00	-248.0	-118,544.00

Adjustment Subtotal -252.0 -713,860.20

SD-07 Total 10,062.0 4,216,231.80

Meter No SD-08

Treated Domestic	Constant	Previous Reading	Current Reading	Volume (Cu. Ft.)	Rate Desc.
n/o Red Mtn. n/o Mission Rd.	100	29230876	29438428	20755200	Unbundled

--- DELIVERIES ---

	Rate Per AF	Volume AF	Amount
Tier 1 Supply Rate	73.00	476.5	34,784.50
System Access Rate	143.00	476.5	68,139.50
Water Stewardship Rate	25.00	476.5	11,912.50
System Power Rate	90.00	476.5	42,885.00
Treatment Surcharge	147.00	476.5	70,045.50

Delivery Subtotal 476.5 227,767.00

SD-08 Total 476.5 227,767.00

Meter No SD-09

Treated Domestic	Constant	Previous Reading	Current Reading	Volume (Cu. Ft.)	Rate Desc.
w/o Rainbow Glen. Rd. n/o Red Mtn.	100	6958123	6977269	1914600	Unbundled

Agency Name	Invoice No.	Rev	Bill Period	Page No.	Mailed On	Due On
San Diego County Water Authority	5660	0	April 2007	4 of 7	05-10-07	06-29-07

--- DELIVERIES ---

	Rate Per AF	Volume AF	Amount
Tier 1 Supply Rate	73.00	44.0	3,212.00
System Access Rate	143.00	44.0	6,292.00
Water Stewardship Rate	25.00	44.0	1,100.00
System Power Rate	90.00	44.0	3,960.00
Treatment Surcharge	147.00	44.0	6,468.00
Delivery Subtotal		44.0	21,032.00
SD-09 Total		44.0	21,032.00

Meter No SD-11

Untreated Domestic	Constant	Previous Reading	Current Reading	Volume (Cu. Ft.)	Rate Desc
e/o Willt Rd. n/o Dos Ninos Ave.	10,000	12011319	12110503	991840000	Unbundled

--- DELIVERIES ---

	Rate Per AF	Volume AF	Amount
Tier 1 Supply Rate	73.00	22,769.5	1,662,173.50
System Access Rate	143.00	22,769.5	3,256,038.50
Water Stewardship Rate	25.00	22,769.5	569,237.50
System Power Rate	90.00	22,769.5	2,049,255.00
Delivery Subtotal		22,769.5	7,536,704.50

--- ADJUSTMENT ---

	Rate Per AF	Volume AF	Amount
Jan 2007 adj full service to agr	331.00	-25.8	-8,539.80
Jan 2007 adj full service to agr (Poway)	241.00	25.8	6,217.80
Feb 2007 adj full service to agr	331.00	-8.5	-2,813.50
Feb 2007 adj full service to agr (Poway)	241.00	8.5	2,048.50
Feb 2007 adj full service to agr	331.00	-2.8	-926.80
Feb 2007 adj full service to agr (Santa Fe Irrigation)	241.00	2.8	674.80
Mar 2007 adj full service to agr	331.00	-5.8	-1,919.80
Mar 2007 adj full service to agr (City of San Diego)	241.00	5.8	1,397.80
Mar 2007 adj full service to agr	331.00	-437.9	-144,944.90
Mar 2007 adj full service to agr (Escondido)	241.00	437.9	105,533.90
Mar 2007 adj full service to agr	331.00	-81.0	-26,811.00
Mar 2007 adj full service to agr (Oceanside)	241.00	81.0	19,521.00
Mar 2007 adj full service to agr	331.00	-13.5	-4,468.50
Mar 2007 adj full service to agr (Olivenhain)	241.00	13.5	3,253.50
Mar 2007 adj full service to agr	331.00	-188.9	-62,525.90
Mar 2007 adj full service to agr (Ramona)	241.00	188.9	45,524.90
Mar 2007 adj full service to agr	331.00	-6.3	-2,085.30
Mar 2007 adj full service to agr (Santa Fe Irrigation)	241.00	6.3	1,518.30
Mar 2007 adj full service to agr	331.00	-8.4	-2,780.40
Mar 2007 adj full service to agr (Vista)	241.00	8.4	2,024.40
Mar 2007 adj full service to surface storage - Direct - (San Diego CWA) VOIDED	331.00	2,660.0	880,460.00
Mar 2007 adj full service to surface storage - In-Lieu - (San Diego CWA) VOIDED	331.00	100.0	33,100.00
Mar 2007 adj full service to surface storage - Direct - (San Diego CWA)	331.00	-2,973.9	-984,360.90
Mar 2007 adj full service to surface storage - In-Lieu - (San Diego CWA)	331.00	-747.1	-247,290.10
Apr 2007 adj exch iid to sdcwa	331.00	-5,958.3	-1,972,197.30
Apr 2007 adj exch iid to sdcwa (San Diego CWA)	258.00		1,537,241.40
Apr 2007 adj full service to surface storage - Direct - (San Diego CWA)	331.00	-5,040.6	-1,668,438.60
Apr 2007 adj full service to surface storage - In-Lieu - (San Diego CWA)	331.00	-1,594.3	-527,713.30
Adjustment Subtotal		-13,554.2	-3,019,299.80
SD-11 Total		9,215.3	4,517,404.70

Meter No SD-DS1

Desalted	Constant	Previous Reading	Current Reading	Volume (Cu. Ft.)	Rate Desc
Desalted		N/A	N/A	N/A	Unbundled

--- ADJUSTMENT ---

Rate Per AF	Volume AF	Amount
-------------	-----------	--------

Agency Name	Invoice No.	Rev.	Bill Period	Page No.	Mailed On	Due On
San Diego County Water Authority	5660	0	April 2007	5 of 7	05-10-07	06-29-07

--- ADJUSTMENT ---

	Rate Per AF	Volume AF	Amount
Apr 2007 lppds contribution	75.00	202.6	-15,195.00
Adjustment Subtotal		202.6	-15,195.00
SD-DS1 Total		202.6	-15,195.00

Meter No SD-GRP1

Recovered	Constant	Previous Reading	Current Reading	Volume (Cu. Ft.)	Rate Desc.
Recovered Greenbelt		N/A	N/A	N/A	Unbundled

--- ADJUSTMENT ---

	Rate Per AF	Volume AF	Amount
APR 2007 GRP	503.00	230.6	115,991.80
APR 2007 GRP	753.00		-173,641.80
Adjustment Subtotal		230.6	-57,650.00
SD-GRP1 Total		230.6	-57,650.00

Meter No SD-RCL10

Reclaimed	Constant	Previous Reading	Current Reading	Volume (Cu. Ft.)	Rate Desc.
Reclaimed		N/A	N/A	N/A	Unbundled

--- ADJUSTMENT ---

	Rate Per AF	Volume AF	Amount
Mar 2007 contribution	200.00	192.3	-38,460.00
Adjustment Subtotal		192.3	-38,460.00
SD-RCL10 Total		192.3	-38,460.00

Meter No SD-RCL11

Reclaimed	Constant	Previous Reading	Current Reading	Volume (Cu. Ft.)	Rate Desc.
Reclaimed		N/A	N/A	N/A	Unbundled

--- ADJUSTMENT ---

	Rate Per AF	Volume AF	Amount
Apr 2007 contribution	250.00	26.8	-6,700.00
Adjustment Subtotal		26.8	-6,700.00
SD-RCL11 Total		26.8	-6,700.00

Meter No SD-RCL12

Reclaimed	Constant	Previous Reading	Current Reading	Volume (Cu. Ft.)	Rate Desc.
Reclaimed		N/A	N/A	N/A	Unbundled

--- ADJUSTMENT ---

	Rate Per AF	Volume AF	Amount
Mar 2007 lrp contribution	250.00	28.3	-7,075.00
Adjustment Subtotal		28.3	-7,075.00
SD-RCL12 Total		28.3	-7,075.00

Meter No SD-RCL13

Reclaimed	Constant	Previous Reading	Current Reading	Volume (Cu. Ft.)	Rate Desc.
Reclaimed		N/A	N/A	N/A	Unbundled

--- ADJUSTMENT ---

	Rate Per AF	Volume AF	Amount
Apr 2007 contribution	250.00	123.6	-30,900.00

Agency Name	Invoice No.	Rev	Bill Period	Page No.	Mailed On	Due On
San Diego County Water Authority	5660	0	April 2007	6 of 7	05-10-07	06-29-07

--- ADJUSTMENT ---

	Rate Per AF	Volume AF	Amount
Adjustment Subtotal		123.6	-30,900.00
SD-RCL13 Total		123.6	-30,900.00

Meter No SD-RCL15

Reclaimed	Constant	Previous Reading	Current Reading	Volume (Cu. Ft.)	Rate Desc
Reclaimed		N/A	N/A	N/A	Unbundled

--- ADJUSTMENT ---

	Rate Per AF	Volume AF	Amount
Nov 2006 contribution	150.00	100.6	-15,090.00
Nov 2006 contribution voided	150.00	-59.9	8,985.00
Dec 2006 contribution	150.00	85.6	-12,840.00
Dec 2006 contribution voided	150.00	-64.0	9,600.00
Jan 2007 contribution	150.00	44.1	-6,615.00
Jan 2007 contribution voided	150.00	-39.4	5,910.00
Feb 2007 contribution	150.00	68.5	-10,275.00
Feb 2007 contribution voided	150.00	-45.0	6,750.00
Mar 2007 contribution	150.00	26.0	-3,900.00
Mar 2007 contribution voided	150.00	-19.2	2,880.00
Apr 2007 contribution	150.00	84.0	-12,600.00
Adjustment Subtotal		181.3	-27,195.00
SD-RCL15 Total		181.3	-27,195.00

Meter No SD-RCL5

Reclaimed	Constant	Previous Reading	Current Reading	Volume (Cu. Ft.)	Rate Desc
Reclaimed		N/A	N/A	N/A	Unbundled

--- ADJUSTMENT ---

	Rate Per AF	Volume AF	Amount
Feb 2007 lppre voided	113.00	-0.1	-11.30
Feb 2007 lppre voided	267.00		26.70
Adjustment Subtotal		-0.1	15.40
SD-RCL5 Total		-0.1	15.40

Meter No SD-RCL6

Reclaimed	Constant	Previous Reading	Current Reading	Volume (Cu. Ft.)	Rate Desc
Reclaimed		N/A	N/A	N/A	Unbundled

--- ADJUSTMENT ---

	Rate Per AF	Volume AF	Amount
Mar 2007 lrp contribution	185.00	53.2	-9,842.00
Adjustment Subtotal		53.2	-9,842.00
SD-RCL6 Total		53.2	-9,842.00

Meter No SD-RCL8

Reclaimed	Constant	Previous Reading	Current Reading	Volume (Cu. Ft.)	Rate Desc
Reclaimed		N/A	N/A	N/A	Unbundled

--- ADJUSTMENT ---

	Rate Per AF	Volume AF	Amount
Mar 2007 lrp contribution	200.00	119.5	-23,900.00
Adjustment Subtotal		119.5	-23,900.00

Agency Name	Invoice No.	Rev.	Bill Period	Page No.	Mailed On	Due On
San Diego County Water Authority	5660	0	April 2007	7 of 7	05-10-07	06-29-07

SD-RCL8 Total 119.5 -23,900.00

Meter No SD-RCL9

Reclaimed	Constant	Previous Reading	Current Reading	Volume (Cu. Ft.)	Rate Desc.
		N/A	N/A	N/A	Unbundled

--- ADJUSTMENT ---

	Rate Per AF	Volume AF	Amount
MAR 2007 LPPRE	113.00	14.6	1,649.80
MAR 2007 LPPRE	267.00		-3,898.20
Adjustment Subtotal		14.6	-2,248.40
SD-RCL9 Total		14.6	-2,248.40

Meter No SDTJ-01A

Treated Domestic	Constant	Previous Reading	Current Reading	Volume (Cu. Ft.)	Rate Desc.
San Diego-Tijuana	133.68	178696	178696	0	Unbundled

--- DELIVERIES ---


	Rate Per AF	Volume AF	Amount
Delivery Subtotal		0.0	0.00
SDTJ-01A Total		0.0	0.00

--- OTHER CHARGES AND CREDITS ---

	Amount
Conservation Ag # 55708	-591,620.00
Capacity Charge for current calendar year	4,406,400.00
Readiness to Serve Charge for current fiscal year	4,974,036.00

VOLUME TOTAL	INVOICE TOTAL
45,267.0	\$26,806,066.90

This invoice was printed on 5/10/2007 at 10:26:43AM



MWD
 METROPOLITAN WATER DISTRICT OF SOUTHERN CALIFORNIA
 700 North Alameda Street
 Los Angeles, CA, 90012-2944

INVOICE

Billed To:
 San Diego County Water Authority



Service Address
 4677 Overland Avenue
 San Diego, CA 92123-1233

May 2007	Page No. 1 of 1
Mailed: 06/08/2007	Due Date: 07/31/2007
Invoice Number: 5688	Revision: 0

NOTICE

The MWD Administrative Code Section 4507 and 4508 require that payment must be made in "Good Funds" by the due date or the payment will be considered delinquent and an additional charge shall be assessed.

DELIVERIES	Volume (AF)
Total Water Treated Delivered	25,600.3
Total Water Untreated Delivered	45,111.5

SALES	Type	Volume (AF)	Rate (\$ /AF)	Total (\$)
Full Service	Tier 1 Supply Rate	48,400.0	\$73.00	\$3,533,200.00
	System Access Rate	48,400.0	\$143.00	\$6,921,200.00
	Water Stewardship Rate	48,400.0	\$25.00	\$1,210,000.00
	System Power Rate	48,400.0	\$90.00	\$4,356,000.00
	Treatment Surcharge	21,137.4	\$147.00	\$3,107,197.80
IAWP	Treated	4,302.6		\$1,566,146.40
	Untreated	1,681.9		\$405,337.90
SUBTOTAL				\$21,099,082.10

WATER MANAGEMENT	Volume (AF)	Total (\$)
Local Resource Programs	1,642.8	(\$330,538.70)
SUBTOTAL		(\$330,538.70)

EXCHANGES, WHEELING, AND OTHER DELIVERIES	Volume (AF)	Total (\$)
IID San Diego Exchange UnTreated	5,958.3	\$1,537,241.40
		\$1,537,241.40

OTHER CHARGES AND CREDITS	Rate (\$ /AF)	Total (\$)
Conservation Credit		(\$5,206.00)
SUBTOTAL		(\$5,206.00)

ADDITIONAL INFORMATION	Volume (AF)	Tier1 %	Peak Day	Flow (CFS)
Purchase Order Commitment (Jan 2003 to Dec 2012)	3,342,570.6			
Purchase Order Firm Delivery To Date (Jan 2003 to Dec 2012)	2,154,823.6			
Tier 1 Annual Limit (For Current Calendar Year)	501,385.6			
Tier 1 YTD Deliveries (For Current Calendar Year)	175,804.1	35.0		
Tier 1 Current Month Deliveries	48,400.0			
Capacity Charge			5/4/2004	1,296.0
Annual Peak Flow			5/9/2007	1,341.2
Summer Peak Flow			5/9/2007	1,341.2

INVOICE TOTAL	Volume AF 56,027.3	Amount Now Due \$22,300,578.80
----------------------	------------------------------	--

Note: Amount Due is based on highlighted fields.



MWD
 METROPOLITAN WATER DISTRICT OF SOUTHERN CALIFORNIA
 700 North Alameda Street
 Los Angeles, CA, 90012-2944

INVOICE DETAIL

NOTICE

The MWD Administrative Code Section 4507 and 4508 require that payment must be made in "Good Funds" by the due date or the payment will be considered delinquent and an additional charge shall be assessed.

IN ACCORDANCE WITH READINGS AND BILLING DATA LISTED BELOW

Agency Name	Invoice No.	Rev	Bill Period	Page No.	Mailed On	Due On
San Diego County Water Authority	5688	0	May 2007	1 of 6	06-08-07	07-31-07

Meter No CM-10						
Treated	Constant	Previous Reading	Current Reading	Volume (Cu. Ft.)	Rate Desc.	
Treated Domestic		0	0	0	Unbundled	

---	ADJUSTMENT ---	Rate Per AF	Volume AF	Amount
	MAY 2007 - OC to SD Transfer	478.00	67.7	32,360.60
	Adjustment Subtotal		67.7	32,360.60
	CM-10 Total		67.7	32,360.60

Meter No SD-01A						
Treated Domestic	Constant	Previous Reading	Current Reading	Volume (Cu. Ft.)	Rate Desc.	
Rainbow Cyn. Rd. e/o Frontage Rd.	1,000	20475704	20682152	206448000	Unbundled	

---	DELIVERIES ---	Rate Per AF	Volume AF	Amount
	Tier 1 Supply Rate	73.00	4,739.4	345,976.20
	System Access Rate	143.00	4,739.4	677,734.20
	Water Stewardship Rate	25.00	4,739.4	118,485.00
	System Power Rate	90.00	4,739.4	426,546.00
	Treatment Surcharge	147.00	4,739.4	696,691.80
	Delivery Subtotal		4,739.4	2,265,433.20
	SD-01A Total		4,739.4	2,265,433.20

Meter No SD-01B						
Treated Domestic	Constant	Previous Reading	Current Reading	Volume (Cu. Ft.)	Rate Desc.	
Rainbow Cyn. Rd. e/o Frontage Rd.	1,000	20168552	20374392	205840000	Unbundled	

---	DELIVERIES ---	Rate Per AF	Volume AF	Amount
	Tier 1 Supply Rate	73.00	4,725.4	344,954.20
	System Access Rate	143.00	4,725.4	675,732.20
	Water Stewardship Rate	25.00	4,725.4	118,135.00
	System Power Rate	90.00	4,725.4	425,286.00
	Treatment Surcharge	147.00	4,725.4	694,633.80
	Delivery Subtotal		4,725.4	2,258,741.20
	SD-01B Total		4,725.4	2,258,741.20

Meter No SD-02						
Treated Domestic	Constant	Previous Reading	Current Reading	Volume (Cu. Ft.)	Rate Desc.	
w/o Rainbow Glen Rd.	100	19281244	19556670	27542600	Unbundled	

Agency Name	Invoice No.	Rev.	Bill Period	Page No.	Mailed On	Due On
San Diego County Water Authority	5688	0	May 2007	2 of 6	06-08-07	07-31-07

--- DELIVERIES ---

	Rate Per AF	Volume AF	Amount
Tier 1 Supply Rate	73.00	632.3	46,157.90
System Access Rate	143.00	632.3	90,418.90
Water Stewardship Rate	25.00	632.3	15,807.50
System Power Rate	90.00	632.3	56,907.00
Treatment Surcharge	147.00	632.3	92,948.10
Delivery Subtotal		632.3	302,239.40
SD-02 Total		632.3	302,239.40

Meter No SD-03

Untreated Domestic	Constant	Previous Reading	Current Reading	Volume (Cu. Ft.)	Rate Desc.
Rainbow Cyn. Rd. e/o Frontage Rd.	1,000	62002572	62752380	749808000	Unbundled

--- DELIVERIES ---

	Rate Per AF	Volume AF	Amount
Tier 1 Supply Rate	73.00	17,213.2	1,256,563.60
System Access Rate	143.00	17,213.2	2,461,487.60
Water Stewardship Rate	25.00	17,213.2	430,330.00
System Power Rate	90.00	17,213.2	1,549,188.00
Delivery Subtotal		17,213.2	5,697,569.20
SD-03 Total		17,213.2	5,697,569.20

Meter No SD-05

Treated Domestic	Constant	Previous Reading	Current Reading	Volume (Cu. Ft.)	Rate Desc.
s/o Reche Rd. w/o Wilt Rd.	100	6375807	6522440	14663300	Unbundled

--- DELIVERIES ---

	Rate Per AF	Volume AF	Amount
Tier 1 Supply Rate	73.00	336.6	24,571.80
System Access Rate	143.00	336.6	48,133.80
Water Stewardship Rate	25.00	336.6	8,415.00
System Power Rate	90.00	336.6	30,294.00
Treatment Surcharge	147.00	336.6	49,480.20
Delivery Subtotal		336.6	160,894.80
SD-05 Total		336.6	160,894.80

Meter No SD-07

Treated Domestic	Constant	Previous Reading	Current Reading	Volume (Cu. Ft.)	Rate Desc.
e/o Wilt Rd. n/o Dos Ninos Ave.	1,000	100561128	101198448	637320000	Unbundled

--- DELIVERIES ---

	Rate Per AF	Volume AF	Amount
Tier 1 Supply Rate	73.00	14,630.9	1,068,055.70
System Access Rate	143.00	14,630.9	2,092,218.70
Water Stewardship Rate	25.00	14,630.9	365,772.50
System Power Rate	90.00	14,630.9	1,316,781.00
Treatment Surcharge	147.00	14,630.9	2,150,742.30
Delivery Subtotal		14,630.9	6,993,570.20

--- ADJUSTMENT ---

	Rate Per AF	Volume AF	Amount
Mar 2007 adj full service to agr	478.00	-0.4	-191.20
Mar 2007 adj full service to agr (Padre Dam)	364.00	0.4	145.60
Mar 2007 adj full service to agr	478.00	-44.1	-21,079.80
Mar 2007 adj full service to agr (Rincon)	364.00	44.1	16,052.40
Apr 2007 adj full service to agr	478.00	-755.3	-361,033.40
Apr 2007 adj full service to agr (Fallbrook)	364.00	755.3	274,929.20
Apr 2007 adj full service to agr	478.00	-9.3	-4,445.40
Apr 2007 adj full service to agr (Olivenhain)	364.00	9.3	3,385.20

Agency Name	Invoice No.	Rev.	Bill Period	Page No.	Mailed On	Due On
San Diego County Water Authority	5688	0	May 2007	3 of 6	06-08-07	07-31-07

--- ADJUSTMENT ---

	Rate Per AF	Volume AF	Amount
Apr 2007 adj full service to agr	478.00	-5.3	-2,533.40
Apr 2007 adj full service to agr (Otay)	364.00	5.3	1,929.20
Apr 2007 adj full service to surface storage - Direct - (San Diego CWA) VOIDED	478.00	248.0	118,544.00
Apr 2007 adj full service to surface storage - Direct - (San Diego CWA)	478.00	-280.0	-133,840.00
Apr 2007 adj full service to agr	478.00	-30.9	-14,770.20
Apr 2007 adj full service to agr (Oceanside)	364.00	30.9	11,247.60
Apr 2007 adj full service to agr	478.00	-105.8	-50,572.40
Apr 2007 adj full service to agr (Padre Dam)	364.00	105.8	38,511.20
Apr 2007 adj full service to agr	478.00	-217.7	-104,060.60
Apr 2007 adj full service to agr (Ramona)	364.00	217.7	79,242.80
Apr 2007 adj full service to agr	478.00	-51.4	-24,569.20
Apr 2007 adj full service to agr (Rincon)	364.00	51.4	18,709.60
Apr 2007 adj full service to agr	478.00	-1.7	-812.60
Apr 2007 adj full service to agr (City of San Diego)	364.00	1.7	618.80
Apr 2007 adj full service to agr	478.00	-2,720.1	-1,300,207.80
Apr 2007 adj full service to agr (Valley Center)	364.00	2,720.1	990,116.40
Apr 2007 adj full service to agr	478.00	-41.0	-19,598.00
Apr 2007 adj full service to agr (Vista)	364.00	41.0	14,924.00
Apr 2007 adj full service to agr	478.00	-157.4	-75,237.20
Apr 2007 adj full service to agr (Vallecitos)	364.00	157.4	57,293.60
Apr 2007 adj full service to agr	478.00	-162.2	-77,531.60
Apr 2007 adj full service to agr (Yuima)	364.00	162.2	59,040.80
May 2007 adj full service to surface storage - Direct - (San Diego CWA)	478.00	-196.0	-93,688.00
Adjustment Subtotal		-228.0	-599,480.40
SD-07 Total		14,402.9	6,394,089.80

Meter No SD-08

Treated Domestic	Constant	Previous Reading	Current Reading	Volume (Cu. Ft.)	Rate Desc.
n/o Red Mtn. n/o Mission Rd.	100	29438428	29667300	22887200	Unbundled

--- DELIVERIES ---

	Rate Per AF	Volume AF	Amount
Tier 1 Supply Rate	73.00	525.4	38,354.20
System Access Rate	143.00	525.4	75,132.20
Water Stewardship Rate	25.00	525.4	13,135.00
System Power Rate	90.00	525.4	47,286.00
Treatment Surcharge	147.00	525.4	77,233.80
Delivery Subtotal		525.4	251,141.20
SD-08 Total		525.4	251,141.20

Meter No SD-09

Treated Domestic	Constant	Previous Reading	Current Reading	Volume (Cu. Ft.)	Rate Desc.
w/o Rainbow Glen. Rd. n/o Red Mtn.	100	6977269	6981774	450500	Unbundled

--- DELIVERIES ---

	Rate Per AF	Volume AF	Amount
Tier 1 Supply Rate	73.00	10.3	751.90
System Access Rate	143.00	10.3	1,472.90
Water Stewardship Rate	25.00	10.3	257.50
System Power Rate	90.00	10.3	927.00
Treatment Surcharge	147.00	10.3	1,514.10
Delivery Subtotal		10.3	4,923.40
SD-09 Total		10.3	4,923.40

Meter No SD-11

Untreated Domestic	Constant	Previous Reading	Current Reading	Volume (Cu. Ft.)	Rate Desc.
e/o Wilt Rd. n/o Dos Ninos Ave.	10,000	12110503	12232028	1215250000	Unbundled

Agency Name	Invoice No.	Rev	Bill Period	Page No.	Mailed On	Due On
San Diego County Water Authority	5688	0	May 2007	4 of 6	06-08-07	07-31-07

--- DELIVERIES ---

	Rate Per AF	Volume AF	Amount
Tier 1 Supply Rate	73.00	27,898.3	2,036,575.90
System Access Rate	143.00	27,898.3	3,989,456.90
Water Stewardship Rate	25.00	27,898.3	697,457.50
System Power Rate	90.00	27,898.3	2,510,847.00
Delivery Subtotal		27,898.3	9,234,337.30

--- ADJUSTMENT ---

	Rate Per AF	Volume AF	Amount
Mar 2007 adj full service to agr	331.00	-29.2	-8,665.20
Mar 2007 adj full service to agr (Poway)	241.00	29.2	7,037.20
Apr 2007 adj full service to agr	331.00	-1,079.4	-357,281.40
Apr 2007 adj full service to agr (Escondido)	241.00	1,079.4	260,135.40
Apr 2007 adj full service to agr	331.00	-71.2	-23,567.20
Apr 2007 adj full service to agr (Olivenhain)	241.00	71.2	17,159.20
Apr 2007 adj full service to surface storage - Direct - (San Diego CWA) VOIDED	331.00	5,040.6	1,668,438.60
Apr 2007 adj full service to surface storage - In-Lieu - (San Diego CWA) VOIDED	331.00	1,594.3	527,713.30
Apr 2007 adj full service to surface storage - Direct - (San Diego CWA)	331.00	-5,662.1	-1,874,155.10
Apr 2007 adj full service to surface storage - In-Lieu - (San Diego CWA)	331.00	-1,515.9	-501,762.90
Apr 2007 adj full service to agr	331.00	-126.2	-41,772.20
Apr 2007 adj full service to agr (Oceanside)	241.00	126.2	30,414.20
Apr 2007 adj full service to agr	331.00	-314.7	-104,165.70
Apr 2007 adj full service to agr (Ramona)	241.00	314.7	75,842.70
Apr 2007 adj full service to agr	331.00	-22.3	-7,381.30
Apr 2007 adj full service to agr (City of San Diego)	241.00	22.3	5,374.30
Apr 2007 adj full service to agr	331.00	-11.2	-3,707.20
Apr 2007 adj full service to agr (Santa Fe Irrigation)	241.00	11.2	2,699.20
Apr 2007 adj full service to agr	331.00	-27.7	-8,168.70
Apr 2007 adj full service to agr (Vista)	241.00	27.7	6,675.70
May 2007 adj exch iid to sdcwa	331.00	-5,958.3	-1,972,197.30
May 2007 adj exch iid to sdcwa (San Diego CWA)	258.00		1,537,241.40
May 2007 adj full service to surface storage - Direct - (San Diego CWA)	331.00	-7,903.1	-2,615,926.10
May 2007 adj full service to surface storage - In-Lieu - (San Diego CWA)	331.00	-1,762.5	-583,387.50
Adjustment Subtotal		-16,167.0	-3,965,406.60
SD-11 Total		11,731.3	5,268,930.70

Meter No SD-DS1

Desalted	Constant	Previous Reading	Current Reading	Volume (Cu. Ft.)	Rate Desc.
Desalted		N/A	N/A	N/A	Unbundled

--- ADJUSTMENT ---

	Rate Per AF	Volume AF	Amount
May 2007 lppds contribution	75.00	200.4	-15,030.00
Adjustment Subtotal		200.4	-15,030.00
SD-DS1 Total		200.4	-15,030.00

Meter No SD-GRP1

Recovered	Constant	Previous Reading	Current Reading	Volume (Cu. Ft.)	Rate Desc.
Recovered Greenbelt		N/A	N/A	N/A	Unbundled

--- ADJUSTMENT ---

	Rate Per AF	Volume AF	Amount
MAY 2007 GRP	503.00	286.2	143,958.60
MAY 2007 GRP	753.00		-215,508.60
Adjustment Subtotal		286.2	-71,550.00
SD-GRP1 Total		286.2	-71,550.00

Agency Name	Invoice No.	Rev.	Bill Period	Page No.	Mailed On	Due On
San Diego County Water Authority	5688	0	May 2007	5 of 6	06-08-07	07-31-07

Meter No SD-RCL1

Reclaimed	Constant	Previous Reading	Current Reading	Volume (Cu. Ft.)	Rate Desc.
Reclaimed		N/A	N/A	N/A	Unbundled

--- ADJUSTMENT ---

	Rate Per AF	Volume AF	Amount
Apr 2007 lrp contribution	250.00	33.1	-8,275.00
May 2007 lrp contribution	250.00	59.2	-14,800.00
Adjustment Subtotal		92.3	-23,075.00
SD-RCL1 Total		92.3	-23,075.00

Meter No SD-RCL10

Reclaimed	Constant	Previous Reading	Current Reading	Volume (Cu. Ft.)	Rate Desc.
No Address 1		N/A	N/A	N/A	Unbundled

--- ADJUSTMENT ---

	Rate Per AF	Volume AF	Amount
Apr 2007 contribution	200.00	472.9	-94,580.00
Adjustment Subtotal		472.9	-94,580.00
SD-RCL10 Total		472.9	-94,580.00

Meter No SD-RCL11

Reclaimed	Constant	Previous Reading	Current Reading	Volume (Cu. Ft.)	Rate Desc.
Reclaimed		N/A	N/A	N/A	Unbundled

--- ADJUSTMENT ---

	Rate Per AF	Volume AF	Amount
May 2007 contribution	250.00	49.5	-12,375.00
Adjustment Subtotal		49.5	-12,375.00
SD-RCL11 Total		49.5	-12,375.00

Meter No SD-RCL12

Reclaimed	Constant	Previous Reading	Current Reading	Volume (Cu. Ft.)	Rate Desc.
Reclaimed		N/A	N/A	N/A	Unbundled

--- ADJUSTMENT ---

	Rate Per AF	Volume AF	Amount
Apr 2007 lrp contribution	250.00	45.2	-11,300.00
Adjustment Subtotal		45.2	-11,300.00
SD-RCL12 Total		45.2	-11,300.00

Meter No SD-RCL13

Reclaimed	Constant	Previous Reading	Current Reading	Volume (Cu. Ft.)	Rate Desc.
Reclaimed		N/A	N/A	N/A	Unbundled

--- ADJUSTMENT ---

	Rate Per AF	Volume AF	Amount
May 2007 contribution	250.00	133.7	-33,425.00
Adjustment Subtotal		133.7	-33,425.00
SD-RCL13 Total		133.7	-33,425.00

Agency Name	Invoice No.	Rev.	Bill Period	Page No.	Mailed On	Due On
San Diego County Water Authority	5688	0	May 2007	6 of 6	06-08-07	07-31-07

Meter No SD-RCL6

Reclaimed	Constant	Previous Reading	Current Reading	Volume (Cu. Ft.)	Rate Desc.
Reclaimed		N/A	N/A	N/A	Unbundled

--- ADJUSTMENT ---			Rate Per AF	Volume AF	Amount
Apr 2007 lrp contribution			185.00	69.9	-12,931.50
Adjustment Subtotal				69.9	-12,931.50
SD-RCL6 Total				69.9	-12,931.50

Meter No SD-RCL8

Reclaimed	Constant	Previous Reading	Current Reading	Volume (Cu. Ft.)	Rate Desc.
Reclaimed		N/A	N/A	N/A	Unbundled

--- ADJUSTMENT ---			Rate Per AF	Volume AF	Amount
Apr 2007 lrp contribution			200.00	243.4	-48,680.00
Adjustment Subtotal				243.4	-48,680.00
SD-RCL8 Total				243.4	-48,680.00

Meter No SD-RCL9

Reclaimed	Constant	Previous Reading	Current Reading	Volume (Cu. Ft.)	Rate Desc.
		N/A	N/A	N/A	Unbundled

--- ADJUSTMENT ---			Rate Per AF	Volume AF	Amount
APR 2007 LPPRE			113.00	21.4	2,418.20
APR 2007 LPPRE			267.00		-5,713.80
MAY 2007 LPPRE			113.00	27.9	3,152.70
MAY 2007 LPPRE			267.00		-7,449.30
Adjustment Subtotal				49.3	-7,592.20
SD-RCL9 Total				49.3	-7,592.20

Meter No SDTJ-01A


Treated Domestic	Constant	Previous Reading	Current Reading	Volume (Cu. Ft.)	Rate Desc.
San Diego-Tijuana	133.68	178696	178696	0	Unbundled

--- DELIVERIES ---			Rate Per AF	Volume AF	Amount
Delivery Subtotal				0.0	0.00
SDTJ-01A Total				0.0	0.00

--- OTHER CHARGES AND CREDITS ---			Amount		
Conservation Ag # 55708					-5,208.00

VOLUME TOTAL	INVOICE TOTAL
56,027.3	\$22,300,578.80

This invoice was printed on 6/7/2007 at 3:30:09PM



MWD
 METROPOLITAN WATER DISTRICT OF SOUTHERN CALIFORNIA
 700 North Alameda Street
 Los Angeles, CA, 90012-2944

INVOICE

Billed To:
 San Diego County Water Authority



Service Address
 4677 Overland Avenue
 San Diego, CA 92123-1233

June 2007	Page No. 1 of 2
Mailed: 07/10/2007	Due Date: 08/31/2007
Invoice Number: 5716	Revision: 0

NOTICE

The MWD Administrative Code Section 4507 and 4508 require that payment must be made in "Good Funds" by the due date or the payment will be considered delinquent and an additional charge shall be assessed.

DELIVERIES	Volume (AF)
Total Water Treated Delivered	29,580.8
Total Water Untreated Delivered	34,938.4

SALES	Type	Volume (AF)	Rate (\$ /AF)	Total (\$)
Full Service	Tier 1 Supply Rate	47,616.4	\$73.00	\$3,475,997.20
	System Access Rate	47,616.4	\$143.00	\$6,809,145.20
	Water Stewardship Rate	47,616.4	\$25.00	\$1,190,410.00
	System Power Rate	47,616.4	\$90.00	\$4,285,476.00
	Treatment Surcharge	19,782.3	\$147.00	\$2,907,998.10
IAWP	Treated	9,880.1		\$3,596,356.40
	Untreated	1,145.9		\$276,161.90
SUBTOTAL				\$22,541,544.80

MISCELLANEOUS SALES	Volume (AF)	Total (\$)
Surface Storage Operating Agreement - UT, Scheduled	10,086.9	\$2,632,680.90
		\$2,632,680.90

WATER MANAGEMENT	Volume (AF)	Total (\$)
Local Resource Programs	1,802.9	(\$355,342.80)
SUBTOTAL		(\$355,342.80)

EXCHANGES, WHEELING, AND OTHER DELIVERIES	Volume (AF)	Total (\$)
IID San Diego Exchange UnTreated	5,958.4	\$1,537,267.20
		\$1,537,267.20

OTHER CHARGES AND CREDITS	Rate (\$ /AF)	Total (\$)
Conservation Credit		(\$763,730.00)
Miscellaneous Debit/Credit (See Detail)		(\$297,472.00)
SUBTOTAL		(\$1,061,202.00)

ADDITIONAL INFORMATION	Volume (AF)	Tier1 %	Peak Day	Flow (CFS)
Purchase Order Commitment (Jan 2003 to Dec 2012)	3,342,570.6			
Purchase Order Firm Delivery To Date (Jan 2003 to Dec 2012)	2,212,526.9			
Tier 1 Annual Limit (For Current Calendar Year)	501,385.6			
Tier 1 YTD Deliveries (For Current Calendar Year)	233,507.4	47.0		
Tier 1 Current Month Deliveries	57,703.3			
Capacity Charge			5/4/2004	1,296.0
Annual Peak Flow			5/9/2007	1,341.2
Summer Peak Flow			5/9/2007	1,341.2

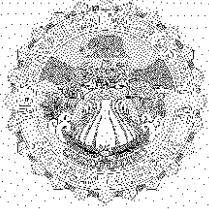
Agency Name	Invoice No.	Rev.	Bill Period	Page No.	Mailed On	Due On
San Diego County Water Authority	5716	0	June 2007	2 of 2	07-10-07	08-31-07

INVOICE TOTAL

Volume AF
70,532.2

Amount Now Due
\$25,294,948.10

Note: Amount Due is based on highlighted fields.



MWD
 METROPOLITAN WATER DISTRICT OF SOUTHERN CALIFORNIA
 700 North Alameda Street
 Los Angeles, CA, 90012-2944

INVOICE DETAIL

NOTICE

The MWD Administrative Code Section 4507 and 4508 require that payment must be made in "Good Funds" by the due date or the payment will be considered delinquent and an additional charge shall be assessed.

IN ACCORDANCE WITH READINGS AND BILLING DATA LISTED BELOW

Agency Name	Invoice No.	Rev.	Bill Period	Page No.	Mailed On	Due On
San Diego County Water Authority	5716	0	June 2007	1 of 6	07-10-07	08-31-07

Meter No CM-10

Treated	Constant	Previous Reading	Current Reading	Volume (Cu. Ft.)	Rate Desc.
Treated Domestic		0	0	0	Unbundled

---	ADJUSTMENT ---	Rate Per AF	Volume AF	Amount
	Jun 2007 - oc to sd transfer	478.00	81.6	39,004.80
	Adjustment Subtotal		81.6	39,004.80
	CM-10 Total		81.6	39,004.80

Meter No SD-01A

Treated Domestic	Constant	Previous Reading	Current Reading	Volume (Cu. Ft.)	Rate Desc.
Rainbow Cyn. Rd. e/o Frontage Rd.	1,000	20682152	20890302	208150000	Unbundled

---	DELIVERIES ---	Rate Per AF	Volume AF	Amount
	Tier 1 Supply Rate	73.00	4,778.5	348,830.50
	System Access Rate	143.00	4,778.5	683,325.50
	Water Stewardship Rate	25.00	4,778.5	119,462.50
	System Power Rate	90.00	4,778.5	430,065.00
	Treatment Surcharge	147.00	4,778.5	702,439.50
	Delivery Subtotal		4,778.5	2,284,123.00
	SD-01A Total		4,778.5	2,284,123.00

Meter No SD-01B

Treated Domestic	Constant	Previous Reading	Current Reading	Volume (Cu. Ft.)	Rate Desc.
Rainbow Cyn. Rd. e/o Frontage Rd.	1,000	20374392	20581562	207170000	Unbundled

---	DELIVERIES ---	Rate Per AF	Volume AF	Amount
	Tier 1 Supply Rate	73.00	4,756.0	347,188.00
	System Access Rate	143.00	4,756.0	680,108.00
	Water Stewardship Rate	25.00	4,756.0	118,900.00
	System Power Rate	90.00	4,756.0	428,040.00
	Treatment Surcharge	147.00	4,756.0	699,132.00
	Delivery Subtotal		4,756.0	2,273,368.00
	SD-01B Total		4,756.0	2,273,368.00

Meter No SD-02

Treated Domestic	Constant	Previous Reading	Current Reading	Volume (Cu. Ft.)	Rate Desc.
w/o Rainbow Glen Rd.	100	19556670	19834846	27817600	Unbundled

Agency Name	Invoice No.	Rev.	Bill Period	Page No.	Mailed On	Due On
San Diego County Water Authority	5716	0	June 2007	2 of 6	07-10-07	08-31-07

--- DELIVERIES ---

	Rate Per AF	Volume AF	Amount
Tier 1 Supply Rate	73.00	638.6	46,617.80
System Access Rate	143.00	638.6	91,319.80
Water Stewardship Rate	25.00	638.6	15,965.00
System Power Rate	90.00	638.6	57,474.00
Treatment Surcharge	147.00	638.6	93,874.20
Delivery Subtotal		638.6	305,250.80
SD-02 Total		638.6	305,250.80

Meter No SD-03

Untreated Domestic	Constant	Previous Reading	Current Reading	Volume (Cu. Ft.)	Rate Desc.
Rainbow Cyn. Rd. e/o Frontage Rd.	1,000	62752380	63469608	717228000	Unbundled

--- DELIVERIES ---

	Rate Per AF	Volume AF	Amount
Tier 1 Supply Rate	73.00	16,465.3	1,201,966.90
System Access Rate	143.00	16,465.3	2,354,537.90
Water Stewardship Rate	25.00	16,465.3	411,632.50
System Power Rate	90.00	16,465.3	1,481,877.00
Delivery Subtotal		16,465.3	5,450,014.30
SD-03 Total		16,465.3	5,450,014.30

Meter No SD-05

Treated Domestic	Constant	Previous Reading	Current Reading	Volume (Cu. Ft.)	Rate Desc.
s/o Reche Rd. w/o Wilt Rd.	100	6522440	6673000	15056000	Unbundled

--- DELIVERIES ---

	Rate Per AF	Volume AF	Amount
Tier 1 Supply Rate	73.00	345.6	25,228.80
System Access Rate	143.00	345.6	49,420.80
Water Stewardship Rate	25.00	345.6	8,640.00
System Power Rate	90.00	345.6	31,104.00
Treatment Surcharge	147.00	345.6	50,803.20
Delivery Subtotal		345.6	165,196.80
SD-05 Total		345.6	165,196.80

Meter No SD-07

Treated Domestic	Constant	Previous Reading	Current Reading	Volume (Cu. Ft.)	Rate Desc.
e/o Wilt Rd. n/o Dos Ninos Ave.	1,000	101198448	102004928	806480000	Unbundled

--- DELIVERIES ---

	Rate Per AF	Volume AF	Amount
Tier 1 Supply Rate	73.00	18,514.2	1,351,536.60
System Access Rate	143.00	18,514.2	2,647,530.60
Water Stewardship Rate	25.00	18,514.2	462,855.00
System Power Rate	90.00	18,514.2	1,666,278.00
Treatment Surcharge	147.00	18,514.2	2,721,587.40
Delivery Subtotal		18,514.2	8,849,787.60

--- ADJUSTMENT ---

	Rate Per AF	Volume AF	Amount
Apr 2007 adj full service to agr voided	478.00	2,720.1	1,300,207.80
Apr 2007 adj full service to agr voided (Valley Center)	364.00	-2,720.1	-990,116.40
Apr 2007 adj full service to agr	478.00	-2,721.8	-1,301,020.40
Apr 2007 adj full service to agr (Valley Center)	364.00	2,721.8	990,735.20
Apr 2007 adj full service to agr	478.00	-1,681.5	-803,757.00
Apr 2007 adj full service to agr (Rainbow)	364.00	1,681.5	612,066.00
May 2007 adj full service to agr	478.00	-347.7	-166,200.60
May 2007 adj full service to agr (Yuima)	364.00	347.7	126,562.80

Agency Name	Invoice No.	Rev.	Bill Period	Page No.	Mailed On	Due On
San Diego County Water Authority	5716	0	June 2007	3 of 6	07-10-07	08-31-07

--- ADJUSTMENT ---

	Rate Per AF	Volume AF	Amount
May 2007 adj full service to agr	478.00	-44.4	-21,223.20
May 2007 adj full service to agr (Vista)	364.00	44.4	16,161.60
May 2007 adj full service to agr	478.00	-3,740.7	-1,788,054.60
May 2007 adj full service to agr (Valley Center)	364.00	3,740.7	1,361,614.80
May 2007 adj full service to agr	478.00	-223.0	-106,594.00
May 2007 adj full service to agr (Vallecitos)	364.00	223.0	81,172.00
May 2007 adj full service to agr	478.00	-352.3	-168,399.40
May 2007 adj full service to agr (Ramona)	364.00	352.3	128,237.20
May 2007 adj full service to agr	478.00	-2,209.3	-1,056,045.40
May 2007 adj full service to agr (Rainbow)	364.00	2,209.3	804,185.20
May 2007 adj full service to agr	478.00	-6.9	-3,298.20
May 2007 adj full service to agr (Otay)	364.00	6.9	2,511.60
May 2007 adj full service to agr	478.00	-16.5	-7,887.00
May 2007 adj full service to agr (Olivenhain)	364.00	16.5	6,006.00
May 2007 adj full service to agr	478.00	-66.6	-31,834.80
May 2007 adj full service to agr (Oceanside)	364.00	66.6	24,242.40
May 2007 adj full service to agr	478.00	-1,189.5	-568,581.00
May 2007 adj full service to agr (Fallbrook)	364.00	1,189.5	432,978.00
Adjustment Subtotal		0.0	-1,126,331.40
SD-07 Total		18,514.2	7,723,456.20

Meter No SD-08

Treated Domestic	Constant	Previous Reading	Current Reading	Volume (Cu. Ft.)	Rate Desc.
n/o Red Mtn. n/o Mission Rd.	100	29667300	29903930	23663000	Unbundled

--- DELIVERIES ---

	Rate Per AF	Volume AF	Amount
Tier 1 Supply Rate	73.00	543.2	39,653.60
System Access Rate	143.00	543.2	77,677.60
Water Stewardship Rate	25.00	543.2	13,580.00
System Power Rate	90.00	543.2	48,888.00
Treatment Surcharge	147.00	543.2	79,850.40
Delivery Subtotal		543.2	259,649.60
SD-08 Total		543.2	259,649.60

Meter No SD-09

Treated Domestic	Constant	Previous Reading	Current Reading	Volume (Cu. Ft.)	Rate Desc.
w/o Rainbow Glen. Rd. n/o Red Mtn.	100	6981774	6983821	204700	Unbundled

--- DELIVERIES ---

	Rate Per AF	Volume AF	Amount
Tier 1 Supply Rate	73.00	4.7	343.10
System Access Rate	143.00	4.7	672.10
Water Stewardship Rate	25.00	4.7	117.50
System Power Rate	90.00	4.7	423.00
Treatment Surcharge	147.00	4.7	690.90
Delivery Subtotal		4.7	2,246.60
SD-09 Total		4.7	2,246.60

Meter No SD-11

Untreated Domestic	Constant	Previous Reading	Current Reading	Volume (Cu. Ft.)	Rate Desc.
e/o Wilt Rd. n/o Dos Ninos Ave.	10,000	12232028	12312497	804690000	Unbundled

--- DELIVERIES ---

	Rate Per AF	Volume AF	Amount
Tier 1 Supply Rate	73.00	18,473.1	1,348,536.30
System Access Rate	143.00	18,473.1	2,641,653.30
Water Stewardship Rate	25.00	18,473.1	461,827.50

Agency Name	Invoice No.	Rev	Bill Period	Page No.	Mailed On	Due On
San Diego County Water Authority	5716	0	June 2007	4 of 6	07-10-07	08-31-07

--- DELIVERIES ---

	Rate Per AF	Volume AF	Amount
System Power Rate	90.00	18,473.1	1,662,579.00
Delivery Subtotal		18,473.1	6,114,596.10

--- ADJUSTMENT ---

	Rate Per AF	Volume AF	Amount
May 2007 adj full service to agr	331.00	-17.8	-5,891.80
May 2007 adj full service to agr (Vista)	241.00	17.8	4,289.80
May 2007 adj full service to agr	331.00	-26.9	-8,903.90
May 2007 adj full service to agr (Santa Fe Irrigation)	241.00	26.9	6,482.90
May 2007 adj full service to agr	331.00	-345.6	-114,393.60
May 2007 adj full service to agr (Ramona)	241.00	345.6	83,289.60
May 2007 adj full service to agr	331.00	-89.4	-29,591.40
May 2007 adj full service to agr (Olivenhain)	241.00	89.4	21,545.40
May 2007 adj full service to agr	331.00	-146.7	-48,557.70
May 2007 adj full service to agr (Oceanside)	241.00	146.7	35,354.70
May 2007 adj full service to agr	331.00	-519.5	-171,954.50
May 2007 adj full service to agr (Escondido)	241.00	519.5	125,199.50
Jun 2007 adj exch iid to sdcwa	331.00	-5,958.4	-1,972,230.40
Jun 2007 adj exch iid to sdcwa (San Diego CWA)	258.00		1,537,267.20
JUN 2007 ADJ Surface Storage TO Scheduled SOLD (May 2006 IL) (San Diego CWA)	261.00	1,245.6	325,101.60
JUN 2007 ADJ Surface Storage TO Scheduled SOLD (Dec 2006 IL) (San Diego CWA)	261.00	47.0	12,267.00
JUN 2007 ADJ Surface Storage TO Scheduled SOLD (Feb 2005 DR) (San Diego CWA)	261.00	169.2	44,161.20
JUN 2007 ADJ Surface Storage TO Scheduled SOLD (Mar 2005 DR) (San Diego CWA)	261.00	269.9	70,443.90
JUN 2007 ADJ Surface Storage TO Scheduled SOLD(May 2006 DR) (San Diego CWA)	261.00	3,929.4	1,025,573.40
JUN 2007 ADJ Surface Storage TO Scheduled SOLD (Nov 2006 DR) (San Diego CWA)	261.00	4,425.8	1,155,133.80
Adjustment Subtotal		4,128.5	2,094,586.70
SD-11 Total		22,601.6	8,209,182.80

Meter No SD-DS1

Desalted	Constant	Previous Reading	Current Reading	Volume (Cu. Ft.)	Rate Desc.
Desalted		N/A	N/A	N/A	Unbundled

--- ADJUSTMENT ---

	Rate Per AF	Volume AF	Amount
Jun 2007 Ippds contribution	75.00	201.5	-15,112.50
Adjustment Subtotal		201.5	-15,112.50
SD-DS1 Total		201.5	-15,112.50

Meter No SD-GRP1

Recovered	Constant	Previous Reading	Current Reading	Volume (Cu. Ft.)	Rate Desc.
Recovered Greenbelt		N/A	N/A	N/A	Unbundled

--- ADJUSTMENT ---

	Rate Per AF	Volume AF	Amount
JUN 2007 GRP	503.00	250.7	126,102.10
JUN 2007 GRP	753.00		-188,777.10
Adjustment Subtotal		250.7	-62,675.00
SD-GRP1 Total		250.7	-62,675.00

Meter No SD-RCL1

Reclaimed	Constant	Previous Reading	Current Reading	Volume (Cu. Ft.)	Rate Desc.
Reclaimed		N/A	N/A	N/A	Unbundled

--- ADJUSTMENT ---

	Rate Per AF	Volume AF	Amount
Jun 2007 Irp contribution	250.00	60.6	-15,150.00
Adjustment Subtotal		60.6	-15,150.00

Agency Name	Invoice No.	Rev.	Bill Period	Page No.	Mailed On	Due On
San Diego County Water Authority	5716	0	June 2007	5 of 6	07-10-07	08-31-07

SD-RCL1 Total 60.6 -15,150.00

Meter No SD-RCL10

Reclaimed	Constant	Previous Reading	Current Reading	Volume (Cu. Ft.)	Rate Desc.
No Address 1		N/A	N/A	N/A	Unbundled

---ADJUSTMENT---

	Rate Per AF	Volume AF	Amount
May 2007 contribution	200.00	342.0	-68,400.00
Adjustment Subtotal		<u>342.0</u>	<u>-68,400.00</u>
SD-RCL10 Total		342.0	-68,400.00

Meter No SD-RCL11

Reclaimed	Constant	Previous Reading	Current Reading	Volume (Cu. Ft.)	Rate Desc.
Reclaimed		N/A	N/A	N/A	Unbundled

---ADJUSTMENT---

	Rate Per AF	Volume AF	Amount
Jun 2007 contribution	250.00	67.2	-16,800.00
Adjustment Subtotal		<u>67.2</u>	<u>-16,800.00</u>
SD-RCL11 Total		67.2	-16,800.00

Meter No SD-RCL12

Reclaimed	Constant	Previous Reading	Current Reading	Volume (Cu. Ft.)	Rate Desc.
Reclaimed		N/A	N/A	N/A	Unbundled

---ADJUSTMENT---

	Rate Per AF	Volume AF	Amount
May 2007 lrp contribution	250.00	68.2	-17,050.00
Adjustment Subtotal		<u>68.2</u>	<u>-17,050.00</u>
SD-RCL12 Total		68.2	-17,050.00

Meter No SD-RCL13

Reclaimed	Constant	Previous Reading	Current Reading	Volume (Cu. Ft.)	Rate Desc.
Reclaimed		N/A	N/A	N/A	Unbundled

---ADJUSTMENT---

	Rate Per AF	Volume AF	Amount
Jun 2007 contribution	250.00	161.2	-40,300.00
Adjustment Subtotal		<u>161.2</u>	<u>-40,300.00</u>
SD-RCL13 Total		161.2	-40,300.00

Meter No SD-RCL15

Reclaimed	Constant	Previous Reading	Current Reading	Volume (Cu. Ft.)	Rate Desc.
Reclaimed		N/A	N/A	N/A	Unbundled

---ADJUSTMENT---

	Rate Per AF	Volume AF	Amount
May 2007 contribution	150.00	108.5	-16,275.00
Adjustment Subtotal		<u>108.5</u>	<u>-16,275.00</u>
SD-RCL15 Total		108.5	-16,275.00

Agency Name	Invoice No.	Rev.	Bill Period	Page No.	Mailed On	Due On
San Diego County Water Authority	5716	0	June 2007	6 of 6	07-10-07	08-31-07

Meter No SD-RCL6

Reclaimed	Constant	Previous Reading	Current Reading	Volume (Cu. Ft.)	Rate Desc.
Reclaimed		N/A	N/A	N/A	Unbundled

--- ADJUSTMENT ---			Rate Per AF	Volume AF	Amount
May 2007 lrp contribution			185.00	249.7	-46,194.50
Adjustment Subtotal				249.7	-46,194.50
SD-RCL6 Total				249.7	-46,194.50

Meter No SD-RCL8

Reclaimed	Constant	Previous Reading	Current Reading	Volume (Cu. Ft.)	Rate Desc.
Reclaimed		N/A	N/A	N/A	Unbundled

--- ADJUSTMENT ---			Rate Per AF	Volume AF	Amount
May 2007 lrp contribution			200.00	265.6	-53,120.00
Adjustment Subtotal				265.6	-53,120.00
SD-RCL8 Total				265.6	-53,120.00

Meter No SD-RCL9

Reclaimed	Constant	Previous Reading	Current Reading	Volume (Cu. Ft.)	Rate Desc.
		N/A	N/A	N/A	Unbundled

--- ADJUSTMENT ---			Rate Per AF	Volume AF	Amount
JUN 2007 LPPRE			113.00	27.7	3,130.10
JUN 2007 LPPRE			267.00		-7,395.90
Adjustment Subtotal				27.7	-4,265.80
SD-RCL9 Total				27.7	-4,265.80

Meter No SDTJ-01A

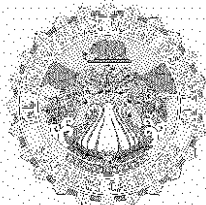
Treated Domestic	Constant	Previous Reading	Current Reading	Volume (Cu. Ft.)	Rate Desc.
San Diego-Tijuana	133.68	178696	178696	0	Unbundled

--- DELIVERIES ---			Rate Per AF	Volume AF	Amount
Delivery Subtotal				0.0	0.00
SDTJ-01A Total				0.0	0.00

--- OTHER CHARGES AND CREDITS ---			Amount		
Conservation Ag.# 55708					-763,730.00
LPPDS Reconciliation Credit-From SD-DS1 (Oceanside MB Desalter FY 05/06).					-297,472.00

VOLUME TOTAL	INVOICE TOTAL
70,532.2	\$25,294,948.10

This invoice was printed on 7/10/2007 at 8:33:38AM

**MWD**

METROPOLITAN WATER DISTRICT OF SOUTHERN CALIFORNIA

700 North Alameda Street

Los Angeles, CA, 90012-2944

INVOICE**Billed To:**

San Diego County Water Authority

**Service Address**4677 Overland Avenue
San Diego, CA 92123-1233

July 2007	Page No. 1 of 2
Mailed: 08/10/2007	Due Date: 09/28/2007
Invoice Number: 5744	Revision: 0

NOTICE

The MWD Administrative Code Section 4507 and 4508 require that payment must be made in "Good Funds" by the due date or the payment will be considered delinquent and an additional charge shall be assessed.

DELIVERIES

	Volume (AF)
Total Water Treated Delivered	31,418.2
Total Water Untreated Delivered	39,543.2

SALES

	Type	Volume (AF)	Rate (\$ /AF)	Total (\$)
Full Service	Tier 1 Supply Rate	54,988.1	\$73.00	\$4,014,131.30
	System Access Rate	54,988.1	\$143.00	\$7,863,298.30
	Water Stewardship Rate	54,988.1	\$25.00	\$1,374,702.50
	System Power Rate	54,988.1	\$90.00	\$4,948,929.00
	Treatment Surcharge	22,059.7	\$147.00	\$3,242,775.90
Adjust Full Service Prior Rates				
Certification(s) for 200601 to 200612 for Domestic	Treated	-1.7	\$453.00	(\$770.10)
IAWP	Treated	9,441.8		\$3,436,772.70
	Untreated	656.5		\$158,216.50
SUBTOTAL				\$25,038,056.10

MISCELLANEOUS SALES

Surface Storage Operating Agreement - TR, Scheduled	190.0	\$77,520.00
Surface Storage Operating Agreement - UT, Scheduled	8,047.8	\$2,100,475.80
		\$2,177,995.80

WATER MANAGEMENT

	Volume (AF)	Total (\$)
Local Resource Programs	2,972.7	(\$592,806.70)
SUBTOTAL		(\$592,806.70)

EXCHANGES, WHEELING, AND OTHER DELIVERIES

IID San Diego Exchange UnTreated	5,958.3	\$1,537,241.40
		\$1,537,241.40

OTHER CHARGES AND CREDITS

	Rate (\$ /AF)	
Conservation Credit	(\$448,045.00)	
SUBTOTAL		(\$448,045.00)

ADDITIONAL INFORMATION

	Volume (AF)	Tier1 %	Peak Day	Flow (CFS)
Purchase Order Commitment (Jan 2003 to Dec 2012)	3,342,570.6			
Purchase Order Firm Delivery To Date (Jan 2003 to Dec 2012)	2,275,751.1			
Tier 1 Annual Limit (For Current Calendar Year)	501,385.6			
Tier 1 YTD Deliveries (For Current Calendar Year)	296,733.3	59.0		
Tier 1 Current Month Deliveries By Billing Period	63,225.9			
Capacity Charge			5/4/2004	1,296.0
Annual Peak Flow			5/9/2007	1,341.2
Summer Peak Flow			5/9/2007	1,341.2

MWD2010-00275031

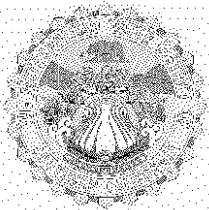
Agency Name	Invoice No.	Rev.	Bill Period	Page No.	Mailed On	Due On
San Diego County Water Authority	5744	0	July 2007	2 of 2	08-10-07	09-28-07

INVOICE TOTAL

Volume AF
76,295.2

Amount Now Due
\$27,712,441.60

Note: Amount Due is based on highlighted fields.

**MWD**

METROPOLITAN WATER DISTRICT OF SOUTHERN CALIFORNIA

700 North Alameda Street

Los Angeles, CA, 90012-2944

INVOICE DETAIL**NOTICE**

The MWD Administrative Code Section 4507 and 4508 require that payment must be made in "Good Funds" by the due date or the payment will be considered delinquent and an additional charge shall be assessed.

IN ACCORDANCE WITH READINGS AND BILLING DATA LISTED BELOW

Agency Name	Invoice No.	Rev.	Bill Period	Page No.	Mailed On	Due On
San Diego County Water Authority	5744	0	July 2007	1 of 7	08-10-07	09-28-07

Meter No.	Constant	Previous Reading	Current Reading	Volume (Cu. Ft.)	Rate Desc.
CM-10					
Treated Domestic		0	0	0	Unbundled

--- ADJUSTMENT ---	Rate Per AF	Volume AF	Amount
Jul 2007 oc to sd transfer	478.00	81.6	39,004.80
Adjustment Subtotal		81.6	39,004.80
CM-10 Total		81.6	39,004.80

Meter No.	Constant	Previous Reading	Current Reading	Volume (Cu. Ft.)	Rate Desc.
SD-01A					
Treated Domestic					
Rainbow Cyn. Rd. e/o Frontage Rd.	1,000	20890302	21115542	225240000	Unbundled

--- DELIVERIES ---	Rate Per AF	Volume AF	Amount
Tier 1 Supply Rate	73.00	5,170.8	377,468.40
System Access Rate	143.00	5,170.8	739,424.40
Water Stewardship Rate	25.00	5,170.8	129,270.00
System Power Rate	90.00	5,170.8	465,372.00
Treatment Surcharge	147.00	5,170.8	760,107.60
Delivery Subtotal		5,170.8	2,471,642.40
SD-01A Total		5,170.8	2,471,642.40

Meter No.	Constant	Previous Reading	Current Reading	Volume (Cu. Ft.)	Rate Desc.
SD-01B					
Treated Domestic					
Rainbow Cyn. Rd. e/o Frontage Rd.	1,000	20581562	20805980	224418000	Unbundled

--- DELIVERIES ---	Rate Per AF	Volume AF	Amount
Tier 1 Supply Rate	73.00	5,151.9	376,088.70
System Access Rate	143.00	5,151.9	736,721.70
Water Stewardship Rate	25.00	5,151.9	128,797.50
System Power Rate	90.00	5,151.9	463,671.00
Treatment Surcharge	147.00	5,151.9	757,329.30
Delivery Subtotal		5,151.9	2,462,608.20
SD-01B Total		5,151.9	2,462,608.20

Meter No.	Constant	Previous Reading	Current Reading	Volume (Cu. Ft.)	Rate Desc.
SD-02					
Treated Domestic					
w/o Rainbow Glen Rd.	100	19834846	20151684	31683800	Unbundled

MWD2010-00275033

Agency Name	Invoice No.	Rev.	Bill Period	Page No.	Mailed On	Due On
San Diego County Water Authority	5744	0	July 2007	2 of 7	08-10-07	09-28-07

--- DELIVERIES ---

	Rate Per AF	Volume AF	Amount
Tier 1 Supply Rate	73.00	727.4	53,100.20
System Access Rate	143.00	727.4	104,018.20
Water Stewardship Rate	25.00	727.4	18,185.00
System Power Rate	90.00	727.4	65,466.00
Treatment Surcharge	147.00	727.4	106,927.80
Delivery Subtotal		727.4	347,697.20
SD-02 Total		727.4	347,697.20

Meter No SD-03

Untreated Domestic	Constant	Previous Reading	Current Reading	Volume (Cu. Ft.)	Rate Desc.
Rainbow Cyn. Rd. e/o Frontage Rd.	1,000	63469608	64219088	749480000	Unbundled

--- DELIVERIES ---

	Rate Per AF	Volume AF	Amount
Tier 1 Supply Rate	73.00	17,205.7	1,256,016.10
System Access Rate	143.00	17,205.7	2,460,415.10
Water Stewardship Rate	25.00	17,205.7	430,142.50
System Power Rate	90.00	17,205.7	1,548,513.00
Delivery Subtotal		17,205.7	5,695,086.70
SD-03 Total		17,205.7	5,695,086.70

Meter No SD-05

Treated Domestic	Constant	Previous Reading	Current Reading	Volume (Cu. Ft.)	Rate Desc.
s/o Reche Rd. w/o Wilt Rd.	100	6673000	6809818	13681800	Unbundled

--- DELIVERIES ---

	Rate Per AF	Volume AF	Amount
Tier 1 Supply Rate	73.00	314.1	22,929.30
System Access Rate	143.00	314.1	44,916.30
Water Stewardship Rate	25.00	314.1	7,852.50
System Power Rate	90.00	314.1	28,269.00
Treatment Surcharge	147.00	314.1	46,172.70
Delivery Subtotal		314.1	150,139.80
SD-05 Total		314.1	150,139.80

Meter No SD-07

Treated Domestic	Constant	Previous Reading	Current Reading	Volume (Cu. Ft.)	Rate Desc.
e/o Wilt Rd. n/o Dos Ninos Ave.	1,000	102004928	102853456	848528000	Unbundled

--- DELIVERIES ---

	Rate Per AF	Volume AF	Amount
Tier 1 Supply Rate	73.00	19,479.5	1,422,003.50
System Access Rate	143.00	19,479.5	2,785,568.50
Water Stewardship Rate	25.00	19,479.5	486,987.50
System Power Rate	90.00	19,479.5	1,753,155.00
Treatment Surcharge	147.00	19,479.5	2,863,486.50
Delivery Subtotal		19,479.5	9,311,201.00

--- ADJUSTMENT ---

	Rate Per AF	Volume AF	Amount
Aug 2006 adj full service to agr voided	453.00	15.2	6,885.60
Aug 2006 adj full service to agr voided (Otag)	339.00	-15.2	-5,152.80
Aug 2006 adj full service to agr voided	453.00	-14.2	-6,432.60
Aug 2006 adj full service to agr voided (Otag)	339.00	14.2	4,813.80
Sep 2006 adj full service to agr voided	453.00	13.6	6,160.80
Sep 2006 adj full service to agr voided (Otag)	339.00	-13.6	-4,610.40
Sep 2006 adj full service to agr voided	453.00	-13.4	-6,070.20
Sep 2006 adj full service to agr voided (Otag)	339.00	13.4	4,542.60

Agency Name	Invoice No.	Rev.	Bill Period	Page No.	Mailed On	Due On
San Diego County Water Authority	5744	0	July 2007	3 of 7	08-10-07	09-28-07

--- ADJUSTMENT ---

	Rate Per AF	Volume AF	Amount
Dec 2006 adj full service to agr voided	453.00	2.7	1,223.10
Dec 2006 adj full service to agr voided (Otay)	339.00	-2.7	-915.30
Dec 2006 adj full service to agr	453.00	-5.6	-2,536.80
Dec 2006 adj full service to agr (Otay)	339.00	5.6	1,898.40
May 2007 adj full service to agr	478.00	-71.1	-33,985.80
May 2007 adj full service to agr (Rincon)	364.00	71.1	25,880.40
Jun 2007 adj full service to agr	478.00	-1,009.8	-482,684.40
Jun 2007 adj full service to agr (Fallbrook)	364.00	1,009.8	367,567.20
Jun 2007 adj full service to agr	478.00	-258.3	-123,467.40
Jun 2007 adj full service to agr (Oceanside)	364.00	258.3	94,021.20
Jun 2007 adj full service to agr	478.00	-30.7	-14,674.60
Jun 2007 adj full service to agr (Olivenhain)	364.00	30.7	11,174.80
Jun 2007 adj full service to agr	478.00	-7.5	-3,585.00
Jun 2007 adj full service to agr (Otay)	364.00	7.5	2,730.00
Jun 2007 adj full service to agr	478.00	-2,908.4	-1,390,215.20
Jun 2007 adj full service to agr (Rainbow)	364.00	2,908.4	1,058,657.60
Jun 2007 adj full service to agr	478.00	-326.3	-155,971.40
Jun 2007 adj full service to agr (Ramona)	364.00	326.3	118,773.20
Jun 2007 adj full service to agr	478.00	-75.8	-36,232.40
Jun 2007 adj full service to agr (Rincon)	364.00	75.8	27,591.20
Jun 2007 adj full service to agr	478.00	-5.9	-2,820.20
Jun 2007 adj full service to agr (City of San Diego)	364.00	5.9	2,147.60
Jun 2007 adj full service to agr	478.00	-0.1	-47.80
Jun 2007 adj full service to agr (Santa Fe Irrigation)	364.00	0.1	36.40
Jun 2007 adj full service to agr	478.00	-242.8	-116,058.40
Jun 2007 adj full service to agr (Vallecitos)	364.00	242.8	88,379.20
Jun 2007 adj full service to agr	478.00	-3,949.2	-1,887,717.60
Jun 2007 adj full service to agr (Valley Center)	364.00	3,949.2	1,437,508.80
Jun 2007 adj full service to agr	478.00	-61.5	-29,397.00
Jun 2007 adj full service to agr (Vista)	364.00	61.5	22,386.00
Jun 2007 adj full service to agr	478.00	-409.8	-195,884.40
Jun 2007 adj full service to agr (Yuima)	364.00	409.8	149,167.20
Jun 2007 adj full service to agr	478.00	-82.9	-39,626.20
Jun 2007 adj full service to agr (Carlsbad Municipal)	364.00	82.9	30,175.60
JUL 2007 ADJ Surface Storage TO Scheduled SOLD (San Diego CWA)	408.00	114.4	46,675.20
JUL 2007 ADJ Surface Storage TO Scheduled SOLD (San Diego CWA)	408.00	12.0	4,896.00
JUL 2007 ADJ Surface Storage TO Scheduled SOLD (San Diego CWA)	408.00	4.0	1,632.00
JUL 2007 ADJ Surface Storage TO Scheduled SOLD (San Diego CWA)	408.00	59.6	24,316.80
Adjustment Subtotal		190.0	-998,845.20
SD-07 Total		19,669.5	8,312,355.80

Meter No SD-08

Treated Domestic	Constant	Previous Reading	Current Reading	Volume (Cu. Ft.)	Rate Desc.
n/o Red Mtn. n/o Mission Rd.	100	29903930	30148944	24501400	Unbundled

--- DELIVERIES ---

	Rate Per AF	Volume AF	Amount
Tier 1 Supply Rate	73.00	562.5	41,062.50
System Access Rate	143.00	562.5	80,437.50
Water Stewardship Rate	25.00	562.5	14,062.50
System Power Rate	90.00	562.5	50,625.00
Treatment Surcharge	147.00	562.5	82,687.50
Delivery Subtotal		562.5	268,875.00
SD-08 Total		562.5	268,875.00

Meter No SD-09

Treated Domestic	Constant	Previous Reading	Current Reading	Volume (Cu. Ft.)	Rate Desc.
w/o Rainbow Glen. Rd. n/o Red Mtn.	100	6983821	6989039	521800	Unbundled

Agency Name	Invoice No.	Rev.	Bill Period	Page No.	Mailed On	Due On
San Diego County Water Authority	5744	0	July 2007	4 of 7	08-10-07	09-28-07

--- DELIVERIES ---

	Rate Per AF	Volume AF	Amount
Tier 1 Supply Rate	73.00	12.0	876.00
System Access Rate	143.00	12.0	1,716.00
Water Stewardship Rate	25.00	12.0	300.00
System Power Rate	90.00	12.0	1,080.00
Treatment Surcharge	147.00	12.0	1,764.00
Delivery Subtotal		12.0	5,736.00
SD-09 Total		12.0	5,736.00

Meter No SD-11

Untreated Domestic	Constant	Previous Reading	Current Reading	Volume (Cu. Ft.)	Rate Desc.
e/o Wilt Rd. n/o Dos Ninos Ave.	10,000	12312497	12409799	973020000	Unbundled

--- DELIVERIES ---

	Rate Per AF	Volume AF	Amount
Tier 1 Supply Rate	73.00	22,337.5	1,630,637.50
System Access Rate	143.00	22,337.5	3,194,262.50
Water Stewardship Rate	25.00	22,337.5	558,437.50
System Power Rate	90.00	22,337.5	2,010,375.00
Delivery Subtotal		22,337.5	7,393,712.50

--- ADJUSTMENT ---

	Rate Per AF	Volume AF	Amount
Apr 2007 adj full service to agr	331.00	-48.1	-15,921.10
Apr 2007 adj full service to agr (Poway)	241.00	48.1	11,592.10
Jun 2007 adj full service to agr	331.00	-448.6	-148,486.60
Jun 2007 adj full service to agr (Escondido)	241.00	448.6	108,112.60
Jun 2007 adj full service to agr	331.00	-90.2	-29,856.20
Jun 2007 adj full service to agr (Olivenhain)	241.00	90.2	21,738.20
Jun 2007 adj full service to agr	331.00	-0.1	-33.10
Jun 2007 adj full service to agr (Ramona)	241.00	0.1	24.10
Jun 2007 adj full service to agr	331.00	-28.1	-9,301.10
Jun 2007 adj full service to agr (City of San Diego)	241.00	28.1	6,772.10
Jun 2007 adj full service to agr	331.00	-28.0	-9,268.00
Jun 2007 adj full service to agr (Santa Fe Irrigation)	241.00	28.0	6,748.00
Jun 2007 adj full service to agr	331.00	-13.4	-4,435.40
Jun 2007 adj full service to agr (Vista)	241.00	13.4	3,229.40
JUN 2007 ADJ Surface Storage TO Scheduled SOLD (May 2006 IL) VOIDED (San Diego	261.00	-1,245.6	-325,101.60
JUN 2007 ADJ Surface Storage TO Scheduled SOLD (Dec 2006 IL) VOIDED (San Diego	261.00	-47.0	-12,267.00
JUN 2007 ADJ Surface Storage TO Scheduled SOLD (Feb 2005 DR) VOIDED (San Diego	261.00	-169.2	-44,161.20
JUN 2007 ADJ Surface Storage TO Scheduled SOLD (Mar 2005 DR) VOIDED (San Diego	261.00	-269.9	-70,443.90
JUN 2007 ADJ Surface Storage TO Scheduled SOLD (May 2006 DR) VOIDED (San Diego	261.00	-3,929.4	-1,025,573.40
JUN 2007 ADJ Surface Storage TO Scheduled SOLD (Nov 2006 DR) VOIDED (San Diego	261.00	-4,425.8	-1,155,133.80
JUN 2007 ADJ Surface Storage TO Scheduled SOLD (San Diego CWA)	261.00	1,245.6	325,101.60
JUN 2007 ADJ Surface Storage TO Scheduled SOLD (San Diego CWA)	261.00	169.2	44,161.20
JUN 2007 ADJ Surface Storage TO Scheduled SOLD (San Diego CWA)	261.00	269.9	70,443.90
JUN 2007 ADJ Surface Storage TO Scheduled SOLD (San Diego CWA)	261.00	3,929.4	1,025,573.40
JUN 2007 ADJ Surface Storage TO Scheduled SOLD (San Diego CWA)	261.00	4,425.8	1,155,133.80
JUN 2007 ADJ Surface Storage TO Scheduled SOLD (San Diego CWA)	261.00	20.8	5,428.80
Jul 2007 adj exch iid to sdcwa	331.00	-5,958.3	-1,972,197.30
Jul 2007 adj exch iid to sdcwa (San Diego CWA)	258.00		1,537,241.40
JUL 2007 ADJ Surface Storage TO Scheduled SOLD (San Diego CWA)	261.00	100.0	26,100.00
JUL 2007 ADJ Surface Storage TO Scheduled SOLD (San Diego CWA)	261.00	6,689.2	1,745,881.20
JUL 2007 ADJ Surface Storage TO Scheduled SOLD (San Diego CWA)	261.00	1,284.8	335,332.80
Adjustment Subtotal		2,089.5	1,606,434.90
SD-11 Total		24,427.0	9,000,147.40

Meter No SD-DS1

Desalted	Constant	Previous Reading	Current Reading	Volume (Cu. Ft.)	Rate Desc.
Desalted		N/A	N/A	N/A	Unbundled

Agency Name	Invoice No.	Rev.	Bill Period	Page No.	Mailed On	Due On
San Diego County Water Authority	5744	0	July 2007	5 of 7	08-10-07	09-28-07

--- ADJUSTMENT ---

	Rate Per AF	Volume AF	Amount
Jul 2007 lppds contribution	160.00	203.9	-32,624.00
Adjustment Subtotal		203.9	-32,624.00
SD-DS1 Total		203.9	-32,624.00

Meter No SD-GRP1

Recovered	Constant	Previous Reading	Current Reading	Volume (Cu. Ft.)	Rate Desc.
Recovered Greenbelt		N/A	N/A	N/A	Unbundled

--- ADJUSTMENT ---

	Rate Per AF	Volume AF	Amount
JUL 2007 GRP	503.00	272.0	136,816.00
JUL 2007 GRP	753.00		-204,816.00
Adjustment Subtotal		272.0	-68,000.00
SD-GRP1 Total		272.0	-68,000.00

Meter No SD-RCL1

Reclaimed	Constant	Previous Reading	Current Reading	Volume (Cu. Ft.)	Rate Desc.
Reclaimed		N/A	N/A	N/A	Unbundled

--- ADJUSTMENT ---

	Rate Per AF	Volume AF	Amount
Jul 2007 lrp contribution	250.00	53.1	-13,275.00
Adjustment Subtotal		53.1	-13,275.00
SD-RCL1 Total		53.1	-13,275.00

Meter No SD-RCL10

Reclaimed	Constant	Previous Reading	Current Reading	Volume (Cu. Ft.)	Rate Desc.
Reclaimed		N/A	N/A	N/A	Unbundled

--- ADJUSTMENT ---

	Rate Per AF	Volume AF	Amount
Jun 2007 contribution	200.00	110.1	-22,020.00
Jun 2007 lrp contribution	250.00	398.2	-99,550.00
Adjustment Subtotal		508.3	-121,570.00
SD-RCL10 Total		508.3	-121,570.00

Meter No SD-RCL11

Reclaimed	Constant	Previous Reading	Current Reading	Volume (Cu. Ft.)	Rate Desc.
Reclaimed		N/A	N/A	N/A	Unbundled

--- ADJUSTMENT ---

	Rate Per AF	Volume AF	Amount
Jun 2007 contribution	250.00	66.6	-16,650.00
Jul 2007 contribution	250.00	82.0	-20,500.00
Adjustment Subtotal		148.6	-37,150.00
SD-RCL11 Total		148.6	-37,150.00

Meter No SD-RCL12

Reclaimed	Constant	Previous Reading	Current Reading	Volume (Cu. Ft.)	Rate Desc.
Reclaimed		N/A	N/A	N/A	Unbundled

--- ADJUSTMENT ---

	Rate Per AF	Volume AF	Amount
--	-------------	-----------	--------

Agency Name	Invoice No.	Rev.	Bill Period	Page No.	Mailed On	Due On
San Diego County Water Authority	5744	0	July 2007	6 of 7	08-10-07	09-28-07

--- ADJUSTMENT ---

	Rate Per AF	Volume AF	Amount
Jun 2007 lrp contribution	250.00	84.8	-21,200.00
Adjustment Subtotal		84.8	-21,200.00
SD-RCL12 Total		84.8	-21,200.00

Meter No SD-RCL13

Reclaimed	Constant	Previous Reading	Current Reading	Volume (Cu. Ft.)	Rate Desc.
Reclaimed		N/A	N/A	N/A	Unbundled

--- ADJUSTMENT ---

	Rate Per AF	Volume AF	Amount
Jul 2007 contribution	250.00	172.7	-43,175.00
Adjustment Subtotal		172.7	-43,175.00
SD-RCL13 Total		172.7	-43,175.00

Meter No SD-RCL14

Reclaimed	Constant	Previous Reading	Current Reading	Volume (Cu. Ft.)	Rate Desc.
Reclaimed		N/A	N/A	N/A	Unbundled

--- ADJUSTMENT ---

	Rate Per AF	Volume AF	Amount
Jul 2007 contribution	111.00	279.2	-30,991.20
Adjustment Subtotal		279.2	-30,991.20
SD-RCL14 Total		279.2	-30,991.20

Meter No SD-RCL15

Reclaimed	Constant	Previous Reading	Current Reading	Volume (Cu. Ft.)	Rate Desc.
Reclaimed		N/A	N/A	N/A	Unbundled

--- ADJUSTMENT ---

	Rate Per AF	Volume AF	Amount
Jun 2007 contribution	150.00	148.9	-22,335.00
Jul 2007 contribution	150.00	182.9	-27,435.00
Adjustment Subtotal		331.8	-49,770.00
SD-RCL15 Total		331.8	-49,770.00

Meter No SD-RCL6

Reclaimed	Constant	Previous Reading	Current Reading	Volume (Cu. Ft.)	Rate Desc.
Reclaimed		N/A	N/A	N/A	Unbundled

--- ADJUSTMENT ---

	Rate Per AF	Volume AF	Amount
Jun 2007 lrp contribution	185.00	573.9	-106,171.50
Adjustment Subtotal		573.9	-106,171.50
SD-RCL6 Total		573.9	-106,171.50

Meter No SD-RCL8

Reclaimed	Constant	Previous Reading	Current Reading	Volume (Cu. Ft.)	Rate Desc.
Reclaimed		N/A	N/A	N/A	Unbundled

--- ADJUSTMENT ---

	Rate Per AF	Volume AF	Amount
Jun 2007 lrp contribution	200.00	344.4	-68,880.00

Agency Name	Invoice No.	Rev.	Bill Period	Page No.	Mailed On	Due On
San Diego County Water Authority	5744	0	July 2007	7 of 7	08-10-07	09-28-07

Adjustment Subtotal 344.4 -68,880.00

SD-RCL8 Total 344.4 -68,880.00

Meter No SDTJ-01A

Treated Domestic	Constant	Previous Reading	Current Reading	Volume (Cu. Ft.)	Rate Desc.
San Diego-Tijuana	133.68	178696	178696	0	Unbundled

--- DELIVERIES ---

Rate Per AF	Volume AF	Amount
-------------	-----------	--------

Delivery Subtotal 0.0 0.00

SDTJ-01A Total 0.0 0.00

--- OTHER CHARGES AND CREDITS ---

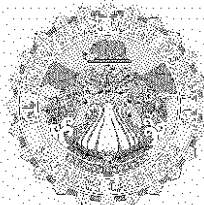
Amount

Conservation Ag.# 55708

-448,045.00

VOLUME TOTAL	INVOICE TOTAL
76,295.2	\$27,712,441.60

This invoice was printed on 8/9/2007 at 8:33:28AM

**MWD**

METROPOLITAN WATER DISTRICT OF SOUTHERN CALIFORNIA

700 North Alameda Street

Los Angeles, CA, 90012-2944

INVOICE**Billed To:**

San Diego County Water Authority

**Service Address**4677 Overland Avenue
San Diego, CA 92123-1233

August 2007	Page No. 1 of 2
Mailed: 09/10/2007	Due Date: 10/31/2007
Invoice Number: 5772	Revision: 0

NOTICE

The MWD Administrative Code Section 4507 and 4508 require that payment must be made in "Good Funds" by the due date or the payment will be considered delinquent and an additional charge shall be assessed.

DELIVERIES

	Volume (AF)
Total Water Treated Delivered	31,957.0
Total Water Untreated Delivered	43,086.7

SALES

	Type	Volume (AF)	Rate (\$ /AF)	Total (\$)
Full Service	Tier 1 Supply Rate	56,840.0	\$73.00	\$4,149,320.00
	System Access Rate	56,840.0	\$143.00	\$8,128,120.00
	Water Stewardship Rate	56,840.0	\$25.00	\$1,421,000.00
	System Power Rate	56,840.0	\$90.00	\$5,115,600.00
	Treatment Surcharge	21,793.2	\$147.00	\$3,203,600.40
Adjust Full Service Prior Rates				
Certification(s) for 200601 to 200612 for Domestic	Treated	1,525.2	\$453.00	\$690,915.60
	Untreated	548.8	\$331.00	\$181,652.80
IAWP	Treated	8,694.4		\$3,202,891.60
	Untreated	1,321.8		\$318,553.80
SUBTOTAL				\$26,411,654.20

MISCELLANEOUS SALES

Surface Storage Operating Agreement - TR, Scheduled	33.0	\$13,464.00
Surface Storage Operating Agreement - UT, Scheduled	9,327.8	\$2,434,555.80
		\$2,448,019.80

WATER MANAGEMENT

	Volume (AF)	Total (\$)
Local Resource Programs	2,317.2	(\$482,916.20)
SUBTOTAL		(\$482,916.20)

EXCHANGES, WHEELING, AND OTHER DELIVERIES

IID San Diego Exchange UnTreated	5,958.3	\$1,537,241.40
		\$1,537,241.40

ADDITIONAL INFORMATION

	Volume (AF)	Tier1 %	Peak Day	Flow (CFS)
Purchase Order Commitment (Jan 2003 to Dec 2012)	3,342,570.6			
Purchase Order Firm Delivery To Date (Jan 2003 to Dec 2012)	2,344,025.9			
Tier 1 Annual Limit (For Current Calendar Year)	501,385.6			
Tier 1 YTD Deliveries (For Current Calendar Year)	362,934.1	72.0		
Tier 1 Current Month Deliveries By Billing Period	66,200.8			
Capacity Charge			5/4/2004	1,296.0
Annual Peak Flow			5/9/2007	1,341.2
Summer Peak Flow			5/9/2007	1,341.2

MWD2010-00275040

Agency Name	Invoice No.	Rev.	Bill Period	Page No.	Mailed On	Due On
San Diego County Water Authority	5772	0	August 2007	2 of 2	09-10-07	10-31-07

INVOICE TOTAL

Volume AF
80,608.2

Amount Now Due
\$29,913,999.20

Note: Amount Due is based on highlighted fields.



MWD
 METROPOLITAN WATER DISTRICT OF SOUTHERN CALIFORNIA
 700 North Alameda Street
 Los Angeles, CA, 90012-2944

INVOICE DETAIL

NOTICE

The MWD Administrative Code Section 4507 and 4508 require that payment must be made in "Good Funds" by the due date or the payment will be considered delinquent and an additional charge shall be assessed.

IN ACCORDANCE WITH READINGS AND BILLING DATA LISTED BELOW

Agency Name	Invoice No.	Rev.	Bill Period	Page No.	Mailed On	Due On
San Diego County Water Authority	5772	0	August 2007	1 of 8	09-10-07	10-31-07

Meter No CM-10

Treated	Constant	Previous Reading	Current Reading	Volume (Cu. Ft.)	Rate Desc.
Treated Domestic		0	0	0	Unbundled

--- ADJUSTMENT ---

	Rate Per AF	Volume AF	Amount
Jun 2007 - oc to sd transfer voided	478.00	-81.6	-39,004.80
Jul 2007 - oc to sd transfer	478.00	74.4	35,563.20
Aug 2007 - oc to sd transfer	478.00	63.0	30,114.00
Adjustment Subtotal		55.8	26,672.40
CM-10 Total		55.8	26,672.40

Meter No SD-01A

Treated Domestic	Constant	Previous Reading	Current Reading	Volume (Cu. Ft.)	Rate Desc.
Rainbow Cyn. Rd. e/o Frontage Rd.	1.000	21115542	21348716	233174000	Unbundled

--- DELIVERIES ---

	Rate Per AF	Volume AF	Amount
Tier 1 Supply Rate	73.00	5,352.9	390,761.70
System Access Rate	143.00	5,352.9	765,464.70
Water Stewardship Rate	25.00	5,352.9	133,822.50
System Power Rate	90.00	5,352.9	481,761.00
Treatment Surcharge	147.00	5,352.9	786,876.30
Delivery Subtotal		5,352.9	2,558,686.20
SD-01A Total		5,352.9	2,558,686.20

Meter No SD-01B

Treated Domestic	Constant	Previous Reading	Current Reading	Volume (Cu. Ft.)	Rate Desc.
Rainbow Cyn. Rd. e/o Frontage Rd.	1.000	20805980	21038504	232524000	Unbundled

--- DELIVERIES ---

	Rate Per AF	Volume AF	Amount
Tier 1 Supply Rate	73.00	5,338.0	389,674.00
System Access Rate	143.00	5,338.0	763,334.00
Water Stewardship Rate	25.00	5,338.0	133,450.00
System Power Rate	90.00	5,338.0	480,420.00
Treatment Surcharge	147.00	5,338.0	784,686.00
Delivery Subtotal		5,338.0	2,551,564.00
SD-01B Total		5,338.0	2,551,564.00

Agency Name	Invoice No.	Rev.	Bill Period	Page No.	Mailed On	Due On
San Diego County Water Authority	5772	0	August 2007	2 of 8	09-10-07	10-31-07

Meter No SD-02

Treated Domestic	Constant	Previous Reading	Current Reading	Volume (Cu. Ft.)	Rate Desc.
w/o Rainbow Glen Rd.	100	20151684	20474214	32253000	Unbundled

--- DELIVERIES ---

	Rate Per AF	Volume AF	Amount
Tier 1 Supply Rate	73.00	740.4	54,049.20
System Access Rate	143.00	740.4	105,877.20
Water Stewardship Rate	25.00	740.4	18,510.00
System Power Rate	90.00	740.4	66,636.00
Treatment Surcharge	147.00	740.4	108,838.80
Delivery Subtotal		740.4	353,911.20
SD-02 Total		740.4	353,911.20

Meter No SD-03

Untreated Domestic	Constant	Previous Reading	Current Reading	Volume (Cu. Ft.)	Rate Desc.
Rainbow Cyn. Rd. e/o Frontage Rd.	1,000	64219088	64937824	718736000	Unbundled

--- DELIVERIES ---

	Rate Per AF	Volume AF	Amount
Tier 1 Supply Rate	73.00	16,499.9	1,204,492.70
System Access Rate	143.00	16,499.9	2,359,485.70
Water Stewardship Rate	25.00	16,499.9	412,497.50
System Power Rate	90.00	16,499.9	1,484,991.00
Delivery Subtotal		16,499.9	5,461,466.90

--- ADJUSTMENT ---

	Rate Per AF	Volume AF	Amount
Feb 2007 adj full service to surface storage - Direct - (San Diego CWA)	331.00	-520.1	-172,153.10
AUG 2007 ADJ. Surface Storage TO Scheduled SOLD (San Diego CWA)	261.00	520.1	135,746.10
Adjustment Subtotal		0.0	-36,407.00
SD-03 Total		16,499.9	5,425,059.90

Meter No SD-05

Treated Domestic	Constant	Previous Reading	Current Reading	Volume (Cu. Ft.)	Rate Desc.
s/o Reche Rd. w/o Wilt Rd.	100	6809818	6895270	8545200	Unbundled

--- DELIVERIES ---

	Rate Per AF	Volume AF	Amount
Tier 1 Supply Rate	73.00	196.2	14,322.60
System Access Rate	143.00	196.2	28,056.60
Water Stewardship Rate	25.00	196.2	4,905.00
System Power Rate	90.00	196.2	17,658.00
Treatment Surcharge	147.00	196.2	28,841.40
Delivery Subtotal		196.2	93,783.60
SD-05 Total		196.2	93,783.60

Meter No SD-07

Treated Domestic	Constant	Previous Reading	Current Reading	Volume (Cu. Ft.)	Rate Desc.
e/o Wilt Rd. n/o Dos Ninos Ave.	1,000	102853456	103713856	860400000	Unbundled

--- DELIVERIES ---

	Rate Per AF	Volume AF	Amount
Tier 1 Supply Rate	73.00	19,752.1	1,441,903.30
System Access Rate	143.00	19,752.1	2,824,550.30
Water Stewardship Rate	25.00	19,752.1	493,802.50
System Power Rate	90.00	19,752.1	1,777,689.00
Treatment Surcharge	147.00	19,752.1	2,903,558.70

Agency Name	Invoice No.	Rev	Bill Period	Page No.	Mailed On	Due On
San Diego County Water Authority	5772	0	August 2007	3 of 8	09-10-07	10-31-07

Delivery Subtotal	19,752.1	9,441,503.80
--------------------------	-----------------	---------------------

---ADJUSTMENT---

	Rate Per AF	Volume AF	Amount
Aug 2006 adj full service to agr voided	453.00	2,286.4	1,035,739.20
Aug 2006 adj full service to agr voided (Fallbrook)	339.00	-2,286.4	-775,089.60
Aug 2006 adj full service to agr	453.00	-1,161.3	-526,068.90
Aug 2006 adj full service to agr (Fallbrook)	339.00	1,161.3	393,680.70
Sep 2006 adj full service to agr voided	453.00	93.6	42,400.80
Sep 2006 adj full service to agr voided (Oceanside)	339.00	-93.6	-31,730.40
Sep 2006 adj full service to agr	453.00	-80.2	-36,330.60
Sep 2006 adj full service to agr (Oceanside)	339.00	80.2	27,187.80
Oct 2006 adj full service to agr voided	453.00	30.0	13,590.00
Oct 2006 adj full service to agr voided (Oceanside)	339.00	-30.0	-10,170.00
Oct 2006 adj full service to agr	453.00	-57.5	-26,047.50
Oct 2006 adj full service to agr (Oceanside)	339.00	57.5	19,492.50
Nov 2006 adj full service to agr voided	453.00	28.7	13,001.10
Nov 2006 adj full service to agr voided (Oceanside)	339.00	-28.7	-9,729.30
Nov 2006 adj full service to agr	453.00	-37.9	-17,168.70
Nov 2006 adj full service to agr (Oceanside)	339.00	37.9	12,848.10
Dec 2006 adj full service to agr voided	453.00	823.3	372,954.90
Dec 2006 adj full service to agr voided (Fallbrook)	339.00	-823.3	-279,098.70
Dec 2006 adj full service to agr	453.00	-398.9	-180,701.70
Dec 2006 adj full service to agr (Fallbrook)	339.00	398.9	135,227.10
Dec 2006 adj full service to agr voided	453.00	2.9	1,313.70
Dec 2006 adj full service to agr voided (Oceanside)	339.00	-2.9	-983.10
Dec 2006 adj full service to agr	453.00	-3.9	-1,766.70
Dec 2006 adj full service to agr (Oceanside)	339.00	3.9	1,322.10
Jan 2007 adj full service to agr voided	478.00	23.6	11,280.80
Jan 2007 adj full service to agr voided (Oceanside)	364.00	-23.6	-8,590.40
Jan 2007 adj full service to agr	478.00	-30.0	-14,340.00
Jan 2007 adj full service to agr (Oceanside)	364.00	30.0	10,920.00
Mar 2007 adj full service to agr voided	478.00	96.3	46,031.40
Mar 2007 adj full service to agr voided (Oceanside)	364.00	-96.3	-35,053.20
Mar 2007 adj full service to agr	478.00	-126.1	-60,275.80
Mar 2007 adj full service to agr (Oceanside)	364.00	126.1	45,900.40
Apr 2007 adj full service to agr	478.00	-73.2	-34,989.60
Apr 2007 adj full service to agr (Carlsbad Municipal)	364.00	73.2	26,644.80
Apr 2007 adj full service to agr voided	478.00	30.9	14,770.20
Apr 2007 adj full service to agr voided (Oceanside)	364.00	-30.9	-11,247.60
Apr 2007 adj full service to agr	478.00	-42.2	-20,171.60
Apr 2007 adj full service to agr (Oceanside)	364.00	42.2	15,360.80
May 2007 adj full service to agr	478.00	-95.0	-45,410.00
May 2007 adj full service to agr (Carlsbad Municipal)	364.00	95.0	34,580.00
May 2007 adj full service to agr	478.00	-6.3	-3,011.40
May 2007 adj full service to agr (Lakeside W.D.)	364.00	6.3	2,293.20
May 2007 adj full service to agr voided	478.00	66.6	31,834.80
May 2007 adj full service to agr voided (Oceanside)	364.00	-66.6	-24,242.40
May 2007 adj full service to agr	478.00	-90.8	-43,402.40
May 2007 adj full service to agr (Oceanside)	364.00	90.8	33,051.20
May 2007 adj full service to agr	478.00	-0.9	-430.20
May 2007 adj full service to agr (Padre Dam)	364.00	0.9	327.60
May 2007 adj full service to agr	478.00	-1.8	-860.40
May 2007 adj full service to agr (City of San Diego)	364.00	1.8	655.20
Jun 2007 adj full service to agr	478.00	-227.5	-108,745.00
Jun 2007 adj full service to agr (Padre Dam)	364.00	227.5	82,810.00
Jul 2007 adj full service to agr	478.00	-0.2	-95.60
Jul 2007 adj full service to agr (Santa Fe Irrigation)	364.00	0.2	72.80
Jul 2007 adj full service to agr	478.00	-253.7	-121,268.60
Jul 2007 adj full service to agr (Vallecitos)	364.00	253.7	92,346.80
Jul 2007 adj full service to agr	478.00	-4,358.6	-2,083,410.80
Jul 2007 adj full service to agr (Valley Center)	364.00	4,358.6	1,586,530.40
Jul 2007 adj full service to agr	478.00	-56.5	-27,007.00
Jul 2007 adj full service to agr (Vista)	364.00	56.5	20,566.00
Jul 2007 adj full service to agr	478.00	-627.7	-300,040.80
Jul 2007 adj full service to agr (Yuima)	364.00	627.7	228,482.80
Jul 2007 adj full service to agr	478.00	-1,283.8	-613,656.40

MWD2010-00275044

Agency Name	Invoice No.	Rev.	Bill Period	Page No.	Mailed On	Due On
San Diego County Water Authority	5772	0	August 2007	4 of 8	09-10-07	10-31-07

--- ADJUSTMENT ---

	Rate Per AF	Volume AF	Amount
Jul 2007 adj full service to agr (Fallbrook)	364.00	1,283.8	467,303.20
Jul 2007 adj full service to agr	478.00	-7.0	-3,346.00
Jul 2007 adj full service to agr (Lakeside W.D.)	364.00	7.0	2,548.00
Jul 2007 adj full service to agr	478.00	-152.4	-72,847.20
Jul 2007 adj full service to agr (Oceanside)	364.00	152.4	55,473.60
Jul 2007 adj full service to agr	478.00	-32.9	-15,726.20
Jul 2007 adj full service to agr (Olivenhain)	364.00	32.9	11,975.60
Jul 2007 adj full service to agr	478.00	-13.0	-6,214.00
Jul 2007 adj full service to agr (Otay)	364.00	13.0	4,732.00
Jul 2007 adj full service to agr	478.00	-2,554.4	-1,221,003.20
Jul 2007 adj full service to agr (Rainbow)	364.00	2,554.4	929,801.60
Jul 2007 adj full service to agr	478.00	-396.7	-189,622.60
Jul 2007 adj full service to agr (Ramona)	364.00	396.7	144,398.80
Jul 2007 adj full service to agr	478.00	-6.3	-3,011.40
Jul 2007 adj full service to agr (City of San Diego)	364.00	6.3	2,293.20
AUG 2007 ADJ Surface Storage TO Scheduled SOLD (San Diego CWA)	408.00	33.0	13,464.00
Adjustment Subtotal		33.0	-977,697.60
SD-07 Total		19,785.1	8,463,806.20

Meter No SD-08

Treated Domestic	Constant	Previous Reading	Current Reading	Volume (Cu. Ft.)	Rate Desc.
n/o Red Mtn. n/o Mission Rd.	100	30148944	30393592	24464800	Unbundled

--- DELIVERIES ---

	Rate Per AF	Volume AF	Amount
Tier 1 Supply Rate	73.00	561.6	40,996.80
System Access Rate	143.00	561.6	80,308.80
Water Stewardship Rate	25.00	561.6	14,040.00
System Power Rate	90.00	561.6	50,544.00
Treatment Surcharge	147.00	561.6	82,555.20
Delivery Subtotal		561.6	268,444.80
SD-08 Total		561.6	268,444.80

Meter No SD-09

Treated Domestic	Constant	Previous Reading	Current Reading	Volume (Cu. Ft.)	Rate Desc.
w/o Rainbow Glen. Rd. n/o Red Mtn.	100	6989039	6995913	687400	Unbundled

--- DELIVERIES ---

	Rate Per AF	Volume AF	Amount
Tier 1 Supply Rate	73.00	15.8	1,153.40
System Access Rate	143.00	15.8	2,259.40
Water Stewardship Rate	25.00	15.8	395.00
System Power Rate	90.00	15.8	1,422.00
Treatment Surcharge	147.00	15.8	2,322.60
Delivery Subtotal		15.8	7,552.40
SD-09 Total		15.8	7,552.40

Meter No SD-11

Untreated Domestic	Constant	Previous Reading	Current Reading	Volume (Cu. Ft.)	Rate Desc.
e/o Wilt Rd. n/o Dos Ninos Ave.	10,000	12409799	12525611	1158120000	Unbundled

--- DELIVERIES ---

	Rate Per AF	Volume AF	Amount
Tier 1 Supply Rate	73.00	26,586.8	1,940,836.40
System Access Rate	143.00	26,586.8	3,801,912.40
Water Stewardship Rate	25.00	26,586.8	664,670.00
System Power Rate	90.00	26,586.8	2,392,812.00

Agency Name	Invoice No.	Rev	Bill Period	Page No.	Mailed On	Due On
San Diego County Water Authority	5772	0	August 2007	5 of 8	09-10-07	10-31-07

Delivery Subtotal	26,586.8	8,800,230.80
--------------------------	-----------------	---------------------

---ADJUSTMENT---

	Rate Per AF	Volume AF	Amount
Sep 2006 adj full service to agr voided	331.00	163.5	54,118.50
Sep 2006 adj full service to agr voided (Oceanside)	241.00	-163.5	-39,403.50
Sep 2006 adj full service to agr	331.00	-140.0	-46,340.00
Sep 2006 adj full service to agr (Oceanside)	241.00	140.0	33,740.00
Oct 2006 adj full service to agr voided	331.00	133.7	44,254.70
Oct 2006 adj full service to agr voided (Oceanside)	241.00	-133.7	-32,221.70
Oct 2006 adj full service to agr	331.00	-161.7	-53,522.70
Oct 2006 adj full service to agr (Oceanside)	241.00	161.7	38,969.70
Nov 2006 adj full service to agr voided	331.00	133.2	44,089.20
Nov 2006 adj full service to agr voided (Oceanside)	241.00	-133.2	-32,101.20
Nov 2006 adj full service to agr	331.00	-176.4	-58,388.40
Nov 2006 adj full service to agr (Oceanside)	241.00	176.4	42,512.40
Nov 2006 adj full service to surface storage - Direct - (San Diego CWA) VOIDED	331.00	4,425.8	1,464,939.80
Nov 2006 adj full service to surface storage - Direct - (San Diego CWA)	331.00	-4,045.8	-1,338,159.80
Dec 2006 adj full service to agr voided	331.00	102.3	33,861.30
Dec 2006 adj full service to agr voided (Oceanside)	241.00	-102.3	-24,654.30
Dec 2006 adj full service to agr	331.00	-137.8	-45,611.80
Dec 2006 adj full service to agr (Oceanside)	241.00	137.8	33,209.80
Dec 2006 adj full service to surface storage - Direct - (San Diego CWA) VOIDED	331.00	6,710.0	2,221,010.00
Dec 2006 adj full service to surface storage - Direct - (San Diego CWA)	331.00	-6,458.0	-2,137,598.00
Jan 2007 adj full service to agr voided	331.00	157.8	52,231.80
Jan 2007 adj full service to agr voided (Oceanside)	241.00	-157.8	-38,029.80
Jan 2007 adj full service to agr	331.00	-201.3	-66,630.30
Jan 2007 adj full service to agr (Oceanside)	241.00	201.3	48,513.30
Jan 2007 adj full service to surface storage - Direct - (San Diego CWA) VOIDED	331.00	7,367.0	2,438,477.00
Jan 2007 adj full service to surface storage - Direct - (San Diego CWA)	331.00	-6,975.0	-2,308,725.00
Feb 2007 adj full service to agr voided	331.00	46.3	15,325.30
Feb 2007 adj full service to agr voided (Oceanside)	241.00	-46.3	-11,158.30
Feb 2007 adj full service to agr	331.00	-63.1	-20,886.10
Feb 2007 adj full service to agr (Oceanside)	241.00	63.1	15,207.10
Feb 2007 adj full service to surface storage - Direct - (San Diego CWA) VOIDED	331.00	8,617.0	2,852,227.00
Feb 2007 adj full service to surface storage - Direct - (San Diego CWA)	331.00	-8,697.9	-2,879,004.90
Mar 2007 adj full service to agr voided	331.00	81.0	26,811.00
Mar 2007 adj full service to agr voided (Oceanside)	241.00	-81.0	-18,521.00
Mar 2007 adj full service to agr	331.00	-106.1	-35,119.10
Mar 2007 adj full service to agr (Oceanside)	241.00	106.1	25,570.10
Mar 2007 adj full service to surface storage - Direct - (San Diego CWA) VOIDED	331.00	2,973.9	984,360.90
Mar 2007 adj full service to surface storage - Direct - (San Diego CWA)	331.00	-3,005.9	-994,952.90
Apr 2007 adj full service to agr voided	331.00	126.2	41,772.20
Apr 2007 adj full service to agr voided (Oceanside)	241.00	-126.2	-30,414.20
Apr 2007 adj full service to agr	331.00	-172.8	-57,196.80
Apr 2007 adj full service to agr (Oceanside)	241.00	172.8	41,644.80
Apr 2007 adj full service to surface storage - Direct - (San Diego CWA) VOIDED	331.00	5,662.1	1,874,155.10
Apr 2007 adj full service to surface storage - Direct - (San Diego CWA)	331.00	-5,967.1	-1,975,110.10
May 2007 adj full service to agr voided	331.00	146.7	48,557.70
May 2007 adj full service to agr voided (Oceanside)	241.00	-146.7	-35,354.70
May 2007 adj full service to agr	331.00	-200.2	-66,266.20
May 2007 adj full service to agr (Oceanside)	241.00	200.2	48,248.20
May 2007 adj full service to agr	331.00	-37.8	-12,511.80
May 2007 adj full service to agr (Poway)	241.00	37.8	9,109.80
May 2007 adj full service to agr	331.00	-18.2	-6,024.20
May 2007 adj full service to agr (City of San Diego)	241.00	18.2	4,386.20
May 2007 adj full service to surface storage - Direct - (San Diego CWA) VOIDED	331.00	7,903.1	2,615,926.10
May 2007 adj full service to surface storage - Direct - (San Diego CWA)	331.00	-8,200.1	-2,714,233.10
Jun 2007 adj full service to agr	331.00	-35.6	-11,783.60
Jun 2007 adj full service to agr (Poway)	241.00	35.6	8,579.60
JUN 2007 ADJ Surface Storage TO Scheduled SOLD VOIDED (San Diego CWA)	261.00	-1,245.6	-325,101.60
JUN 2007 ADJ Surface Storage TO Scheduled SOLD VOIDED (San Diego CWA)	261.00	-169.2	-44,161.20
JUN 2007 ADJ Surface Storage TO Scheduled SOLD VOIDED (San Diego CWA)	261.00	-269.9	-70,443.90
JUN 2007 ADJ Surface Storage TO Scheduled SOLD VOIDED (San Diego CWA)	261.00	-3,929.4	-1,025,573.40
JUN 2007 ADJ Surface Storage TO Scheduled SOLD VOIDED (San Diego CWA)	261.00	-4,425.8	-1,155,133.80
JUN 2007 ADJ Surface Storage TO Scheduled SOLD VOIDED (San Diego CWA)	261.00	-20.8	-5,428.80
JUN 2007 ADJ Surface Storage TO Scheduled SOLD (San Diego CWA)	261.00	1,245.6	325,101.60

MWD2010-00275046

Agency Name	Invoice No.	Rev	Bill Period	Page No.	Mailed On	Due On
San Diego County Water Authority	5772	0	August 2007	6 of 8	09-10-07	10-31-07

--- ADJUSTMENT ---

	Rate Per AF	Volume AF	Amount
JUN 2007 ADJ Surface Storage TO Scheduled SOLD (San Diego CWA)	261.00	169.2	44,161.20
JUN 2007 ADJ Surface Storage TO Scheduled SOLD (San Diego CWA)	261.00	269.9	70,443.90
JUN 2007 ADJ Surface Storage TO Scheduled SOLD (San Diego CWA)	261.00	3,929.4	1,025,573.40
JUN 2007 ADJ Surface Storage TO Scheduled SOLD (San Diego CWA)	261.00	4,045.8	1,055,953.80
JUN 2007 ADJ Surface Storage TO Scheduled SOLD (San Diego CWA)	261.00	520.8	135,928.80
Jul 2007 adj full service to agr	331.00	-41.2	-13,637.20
Jul 2007 adj full service to agr (Santa Fe Irrigation)	241.00	41.2	9,929.20
Jul 2007 adj full service to agr	331.00	-33.4	-11,055.40
Jul 2007 adj full service to agr (Vista)	241.00	33.4	8,049.40
Jul 2007 adj full service to agr	331.00	-584.6	-193,502.60
Jul 2007 adj full service to agr (Escondido)	241.00	584.6	140,888.60
Jul 2007 adj full service to agr	331.00	-158.5	-52,463.50
Jul 2007 adj full service to agr (Oceanside)	241.00	158.5	38,198.50
Jul 2007 adj full service to agr	331.00	-103.8	-34,357.80
Jul 2007 adj full service to agr (Olivenhain)	241.00	103.8	25,015.80
Jul 2007 adj full service to agr	331.00	-0.1	-33.10
Jul 2007 adj full service to agr (Ramona)	241.00	0.1	24.10
Jul 2007 adj full service to agr	331.00	-39.9	-13,206.90
Jul 2007 adj full service to agr (City of San Diego)	241.00	39.9	9,615.90
JUL 2007 ADJ Surface Storage TO Scheduled SOLD VOIDED (San Diego CWA)	261.00	-100.0	-26,100.00
JUL 2007 ADJ Surface Storage TO Scheduled SOLD VOIDED (San Diego CWA)	261.00	-6,689.2	-1,745,881.20
JUL 2007 ADJ Surface Storage TO Scheduled SOLD VOIDED (San Diego CWA)	261.00	-1,284.8	-335,332.80
JUL 2007 ADJ Surface Storage TO Scheduled SOLD (San Diego CWA)	261.00	100.0	26,100.00
JUL 2007 ADJ Surface Storage TO Scheduled SOLD (San Diego CWA)	261.00	5,937.2	1,549,609.20
JUL 2007 ADJ Surface Storage TO Scheduled SOLD (San Diego CWA)	261.00	4,562.8	1,190,890.80
Aug 2007 exch iid to sdcwa	331.00	-5,958.3	-1,972,197.30
Aug 2007 exch iid to sdcwa (San Diego CWA)	258.00		1,537,241.40
AUG 2007 ADJ Surface Storage TO Scheduled SOLD (San Diego CWA)	261.00	1,421.1	370,907.10
AUG 2007 ADJ Surface Storage TO Scheduled SOLD (San Diego CWA)	261.00	2,412.2	629,584.20
AUG 2007 ADJ Surface Storage TO Scheduled SOLD (San Diego CWA)	261.00	2,328.4	607,712.40
Adjustment Subtotal		3,158.5	1,847,203.90
SD-11 Total		29,745.3	10,647,434.70

Meter No SD-DS1

Desalted	Constant	Previous Reading	Current Reading	Volume (Cu. Ft.)	Rate Desc
Desalted		N/A	N/A	N/A	Unbundled

--- ADJUSTMENT ---

	Rate Per AF	Volume AF	Amount
Aug 2007 lppds contribution	160.00	132.6	-21,216.00
Adjustment Subtotal		132.6	-21,216.00
SD-DS1 Total		132.6	-21,216.00

Meter No SD-GRP1

Recovered	Constant	Previous Reading	Current Reading	Volume (Cu. Ft.)	Rate Desc
Recovered Greenbelt		N/A	N/A	N/A	Unbundled

--- ADJUSTMENT ---

	Rate Per AF	Volume AF	Amount
AUG 2007 GRP	503.00	300.7	151,252.10
AUG 2007 GRP	753.00		-226,427.10
Adjustment Subtotal		300.7	-75,175.00
SD-GRP1 Total		300.7	-75,175.00

Meter No SD-RCL1

Reclaimed	Constant	Previous Reading	Current Reading	Volume (Cu. Ft.)	Rate Desc
Reclaimed		N/A	N/A	N/A	Unbundled

Agency Name	Invoice No.	Rev.	Bill Period	Page No.	Mailed On	Due On
San Diego County Water Authority	5772	0	August 2007	7 of 8	09-10-07	10-31-07

--- ADJUSTMENT ---

	Rate Per AF	Volume AF	Amount
Aug 2007 lrp contribution	250.00	55.0	-13,750.00
Adjustment Subtotal		55.0	-13,750.00
SD-RCL1 Total		55.0	-13,750.00

Meter No SD-RCL10

Reclaimed	Constant	Previous Reading	Current Reading	Volume (Cu. Ft.)	Rate Desc.
Reclaimed		N/A	N/A	N/A	Unbundled

--- ADJUSTMENT ---

	Rate Per AF	Volume AF	Amount
Jul 2007 lrp contribution	250.00	725.6	-181,400.00
Adjustment Subtotal		725.6	-181,400.00
SD-RCL10 Total		725.6	-181,400.00

Meter No SD-RCL11

Reclaimed	Constant	Previous Reading	Current Reading	Volume (Cu. Ft.)	Rate Desc.
Reclaimed		N/A	N/A	N/A	Unbundled

--- ADJUSTMENT ---

	Rate Per AF	Volume AF	Amount
Aug 2007 contribution	250.00	72.2	-18,050.00
Adjustment Subtotal		72.2	-18,050.00
SD-RCL11 Total		72.2	-18,050.00

Meter No SD-RCL12

Reclaimed	Constant	Previous Reading	Current Reading	Volume (Cu. Ft.)	Rate Desc.
Reclaimed		N/A	N/A	N/A	Unbundled

--- ADJUSTMENT ---

	Rate Per AF	Volume AF	Amount
Jul 2007 lrp contribution	250.00	99.6	-24,900.00
Adjustment Subtotal		99.6	-24,900.00
SD-RCL12 Total		99.6	-24,900.00

Meter No SD-RCL14

Reclaimed	Constant	Previous Reading	Current Reading	Volume (Cu. Ft.)	Rate Desc.
Reclaimed		N/A	N/A	N/A	Unbundled

--- ADJUSTMENT ---

	Rate Per AF	Volume AF	Amount
Aug 2007 contribution	111.00	311.4	-34,565.40
Adjustment Subtotal		311.4	-34,565.40
SD-RCL14 Total		311.4	-34,565.40

Meter No SD-RCL6

Reclaimed	Constant	Previous Reading	Current Reading	Volume (Cu. Ft.)	Rate Desc.
Reclaimed		N/A	N/A	N/A	Unbundled

--- ADJUSTMENT ---

	Rate Per AF	Volume AF	Amount
Jul 2007 lrp contribution	185.00	592.4	-109,594.00
Adjustment Subtotal		592.4	-109,594.00

Agency Name	Invoice No.	Rev.	Bill Period	Page No.	Mailed On	Due On
San Diego County Water Authority	5772	0	August 2007	8 of 8	09-10-07	10-31-07

SD-RCL6 Total 592.4 -109,594.00

Meter No SD-RCL9

Reclaimed	Constant	Previous Reading	Current Reading	Volume (Cu. Ft.)	Rate Desc.
		N/A	N/A	N/A	Unbundled

--- ADJUSTMENT ---

	Rate Per AF	Volume AF	Amount
JUL 2007 LPPRE	113.00	27.7	3,130.10
JUL 2007 LPPRE	267.00		-7,395.90
Adjustment Subtotal		<u>27.7</u>	<u>-4,265.80</u>
SD-RCL9 Total		27.7	-4,265.80

Meter No SDTJ-01A

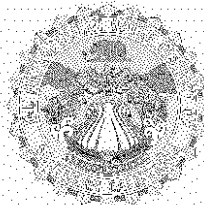
Treated Domestic	Constant	Previous Reading	Current Reading	Volume (Cu. Ft.)	Rate Desc.
San Diego-Tijuana	133.68	178696	178696	0	Unbundled

--- DELIVERIES ---

	Rate Per AF	Volume AF	Amount
Delivery Subtotal		<u>0.0</u>	<u>0.00</u>
SDTJ-01A Total		0.0	0.00

VOLUME TOTAL	INVOICE TOTAL
80,608.2	\$29,913,999.20

This invoice was printed on 9/10/2007 at 1:30:11PM

**MWD**

METROPOLITAN WATER DISTRICT OF SOUTHERN CALIFORNIA

700 North Alameda Street

Los Angeles, CA, 90012-2944

INVOICE**Billed To:**

San Diego County Water Authority

**Service Address**4677 Overland Avenue
San Diego, CA 92123-1233

September 2007	Page No. 1 of 2
Mailed: 10/10/2007	Due Date: 11/30/2007
Invoice Number: 5800	Revision: 0

NOTICE

The MWD Administrative Code Section 4507 and 4508 require that payment must be made in "Good Funds" by the due date or the payment will be considered delinquent and an additional charge shall be assessed.

DELIVERIES

	Volume (AF)
Total Water Treated Delivered	27,147.2
Total Water Untreated Delivered	35,785.7

SALES

	Type	Volume (AF)	Rate (\$ /AF)	Total (\$)
Full Service	Tier 1 Supply Rate	42,829.1	\$73.00	\$3,126,524.30
	System Access Rate	42,829.1	\$143.00	\$6,124,561.30
	Water Stewardship Rate	42,829.1	\$25.00	\$1,070,727.50
	System Power Rate	42,829.1	\$90.00	\$3,854,619.00
	Treatment Surcharge	18,007.2	\$147.00	\$2,647,058.40
IAWP	Treated	9,210.3		\$3,352,549.20
	Untreated	1,000.6		\$241,144.60
SUBTOTAL				\$20,417,184.30

MISCELLANEOUS SALES

Surface Storage Operating Agreement - TR, Scheduled	182.0	\$74,256.00
Surface Storage Operating Agreement - UT, Scheduled	7,048.5	\$1,839,658.50
		\$1,913,914.50

WATER MANAGEMENT

	Volume (AF)	Total (\$)
Local Resource Programs	2,249.8	(\$484,748.10)
SUBTOTAL		(\$484,748.10)

EXCHANGES, WHEELING, AND OTHER DELIVERIES

IID San Diego Exchange UnTreated	5,958.4	\$1,537,267.20
		\$1,537,267.20

OTHER CHARGES AND CREDITS

	Rate (\$ /AF)	
Miscellaneous Debit/Credit (See Detail)	(\$459,754.94)	
SUBTOTAL		(\$459,754.94)

ADDITIONAL INFORMATION

	Volume (AF)	Tier1 %	Peak Day	Flow (CFS)
Purchase Order Commitment (Jan 2003 to Dec 2012)	3,342,570.6			
Purchase Order Firm Delivery To Date (Jan 2003 to Dec 2012)	2,394,085.5			
Tier 1 Annual Limit (For Current Calendar Year)	501,385.6			
Tier 1 YTD Deliveries (For Current Calendar Year)	412,993.7	82.0		
Tier 1 Current Month Deliveries By Billing Period	50,059.6			
Capacity Charge			5/4/2004	1,296.0
Annual Peak Flow			5/9/2007	1,341.2
Summer Peak Flow			5/9/2007	1,341.2

MWD2010-00275050

Agency Name	Invoice No.	Rev.	Bill Period	Page No.	Mailed On	Due On
San Diego County Water Authority	5800	0	September 2007	2 of 2	10-10-07	11-30-07

INVOICE TOTAL

Volume AF
62,520.3

Amount Now Due
\$22,923,862.96

Note: Amount Due is based on highlighted fields.



MWD
 METROPOLITAN WATER DISTRICT OF SOUTHERN CALIFORNIA
 700 North Alameda Street
 Los Angeles, CA, 90012-2944

INVOICE DETAIL

NOTICE

The MWD Administrative Code Section 4507 and 4508 require that payment must be made in "Good Funds" by the due date or the payment will be considered delinquent and an additional charge shall be assessed.

IN ACCORDANCE WITH READINGS AND BILLING DATA LISTED BELOW

Agency Name	Invoice No.	Rev.	Bill Period	Page No.	Mailed On	Due On
San Diego County Water Authority	5800	0	September 2007	1 of 7	10-10-07	11-30-07

Meter No CM-10

Treated	Constant	Previous Reading	Current Reading	Volume (Cu. Ft.)	Rate Desc.
Treated Domestic		0	0	0	Unbundled

--- ADJUSTMENT ---

	Rate Per AF	Volume AF	Amount
Sep 2007 oc to sd transfer	478.00	70.3	33,603.40
Adjustment Subtotal		70.3	33,603.40
CM-10 Total		70.3	33,603.40

Meter No SD-01A

Treated Domestic	Constant	Previous Reading	Current Reading	Volume (Cu. Ft.)	Rate Desc.
Rainbow Cyn. Rd. e/o Frontage Rd.	1,000	21348716	21556740	208024000	Unbundled

--- DELIVERIES ---

	Rate Per AF	Volume AF	Amount
Tier 1 Supply Rate	73.00	4,775.6	348,618.80
System Access Rate	143.00	4,775.6	682,910.80
Water Stewardship Rate	25.00	4,775.6	119,390.00
System Power Rate	90.00	4,775.6	429,804.00
Treatment Surcharge	147.00	4,775.6	702,013.20
Delivery Subtotal		4,775.6	2,282,736.80
SD-01A Total		4,775.6	2,282,736.80

Meter No SD-01B

Treated Domestic	Constant	Previous Reading	Current Reading	Volume (Cu. Ft.)	Rate Desc.
Rainbow Cyn. Rd. e/o Frontage Rd.	1,000	21038504	21245592	207088000	Unbundled

--- DELIVERIES ---

	Rate Per AF	Volume AF	Amount
Tier 1 Supply Rate	73.00	4,754.1	347,049.30
System Access Rate	143.00	4,754.1	679,836.30
Water Stewardship Rate	25.00	4,754.1	118,852.50
System Power Rate	90.00	4,754.1	427,869.00
Treatment Surcharge	147.00	4,754.1	698,852.70
Delivery Subtotal		4,754.1	2,272,459.80
SD-01B Total		4,754.1	2,272,459.80

Meter No SD-02

Treated Domestic	Constant	Previous Reading	Current Reading	Volume (Cu. Ft.)	Rate Desc.
w/o Rainbow Glen Rd.	100	20474214	20748352	27413800	Unbundled

Agency Name	Invoice No.	Rev.	Bill Period	Page No.	Mailed On	Due On
San Diego County Water Authority	5800	0	September 2007	2 of 7	10-10-07	11-30-07

--- DELIVERIES ---

	Rate Per AF	Volume AF	Amount
Tier 1 Supply Rate	73.00	629.3	45,938.90
System Access Rate	143.00	629.3	89,989.90
Water Stewardship Rate	25.00	629.3	15,732.50
System Power Rate	90.00	629.3	56,637.00
Treatment Surcharge	147.00	629.3	92,507.10
Sep 2007, meter under 10% flow Tier 1 supply rate	73.00	0.2	14.60
Sep 2007, meter under 10% flow System access rate	143.00	0.2	28.60
Sep 2007, meter under 10% flow Water stewardship rate	25.00	0.2	5.00
Sep 2007, meter under 10% flow System power rate	90.00	0.2	18.00
Sep 2007, meter under 10% flow Treatment surcharge	147.00	0.2	29.40
Delivery Subtotal		629.5	300,901.00
SD-02 Total		629.5	300,901.00

Meter No SD-03

Untreated Domestic	Constant	Previous Reading	Current Reading	Volume (Cu. Ft.)	Rate Desc.
Rainbow Cyn. Rd. e/o Frontage Rd.	1,000	64937824	65631988	694164000	Unbundled

--- DELIVERIES ---

	Rate Per AF	Volume AF	Amount
Tier 1 Supply Rate	73.00	15,935.8	1,163,313.40
System Access Rate	143.00	15,935.8	2,278,819.40
Water Stewardship Rate	25.00	15,935.8	398,395.00
System Power Rate	90.00	15,935.8	1,434,222.00
Delivery Subtotal		15,935.8	5,274,749.80
SD-03 Total		15,935.8	5,274,749.80

Meter No SD-05

Treated Domestic	Constant	Previous Reading	Current Reading	Volume (Cu. Ft.)	Rate Desc.
s/o Reche Rd. w/o Wilt Rd.	100	6895270	6959894	6462400	Unbundled

--- DELIVERIES ---

	Rate Per AF	Volume AF	Amount
Tier 1 Supply Rate	73.00	148.4	10,833.20
System Access Rate	143.00	148.4	21,221.20
Water Stewardship Rate	25.00	148.4	3,710.00
System Power Rate	90.00	148.4	13,356.00
Treatment Surcharge	147.00	148.4	21,814.80
Delivery Subtotal		148.4	70,935.20
SD-05 Total		148.4	70,935.20

Meter No SD-07

Treated Domestic	Constant	Previous Reading	Current Reading	Volume (Cu. Ft.)	Rate Desc.
e/o Wilt Rd. n/o Dos Ninos Ave.	1,000	103713856	104423656	709800000	Unbundled

--- DELIVERIES ---

	Rate Per AF	Volume AF	Amount
Tier 1 Supply Rate	73.00	16,294.8	1,189,520.40
System Access Rate	143.00	16,294.8	2,330,156.40
Water Stewardship Rate	25.00	16,294.8	407,370.00
System Power Rate	90.00	16,294.8	1,466,532.00
Treatment Surcharge	147.00	16,294.8	2,395,335.60
Delivery Subtotal		16,294.8	7,788,914.40

--- ADJUSTMENT ---

	Rate Per AF	Volume AF	Amount
Jun 2007 adj full service to agr voided	478.00	227.5	108,745.00
Jun 2007 adj full service to agr voided (Padre Dam)	364.00	-227.5	-82,810.00
Jun 2007 adj full service to agr	478.00	-198.5	-94,883.00

Agency Name	Invoice No.	Rev	Bill Period	Page No.	Mailed On	Due On
San Diego County Water Authority	5800	0	September 2007	3 of 7	10-10-07	11-30-07

--- ADJUSTMENT ---

	Rate Per AF	Volume AF	Amount
Jun 2007 adj full service to agr (Padre Dam)	364.00	198.5	72,254.00
Jul 2007 adj full service to agr	478.00	-79.0	-37,762.00
Jul 2007 adj full service to agr (Carlsbad Municipal)	364.00	79.0	28,756.00
Jul 2007 adj full service to agr	478.00	-2.6	-1,242.80
Jul 2007 adj full service to agr (Padre Dam)	364.00	2.6	946.40
Jul 2007 adj full service to agr	478.00	-78.5	-37,523.00
Jul 2007 adj full service to agr (Rincon)	364.00	78.5	28,574.00
Jul 2007 adj full service to agr voided	478.00	627.7	300,040.60
Jul 2007 adj full service to agr voided (Yuima)	364.00	-627.7	-228,482.80
Jul 2007 adj full service to agr	478.00	-598.8	-286,226.40
Jul 2007 adj full service to agr (Yuima)	364.00	598.8	217,963.20
Aug 2007 adj full service to agr	478.00	-29.1	-13,909.80
Aug 2007 adj full service to agr (Olivenhain)	364.00	29.1	10,592.40
Aug 2007 adj full service to agr	478.00	-16.6	-7,934.80
Aug 2007 adj full service to agr (Otay)	364.00	16.6	6,042.40
Aug 2007 adj full service to agr	478.00	-308.1	-147,271.80
Aug 2007 adj full service to agr (Padre Dam)	364.00	308.1	112,148.40
Aug 2007 adj full service to agr	478.00	-2,586.1	-1,236,155.80
Aug 2007 adj full service to agr (Rainbow)	364.00	2,586.1	941,340.40
Aug 2007 adj full service to agr	478.00	-401.9	-192,108.20
Aug 2007 adj full service to agr (Ramona)	364.00	401.9	146,291.60
Aug 2007 adj full service to agr	478.00	-73.5	-35,133.00
Aug 2007 adj full service to agr (Rincon)	364.00	73.5	26,754.00
Aug 2007 adj full service to agr	478.00	-8.6	-4,110.80
Aug 2007 adj full service to agr (City of San Diego)	364.00	8.6	3,130.40
Aug 2007 adj full service to agr	478.00	-0.4	-191.20
Aug 2007 adj full service to agr (Santa Fe Irrigation)	364.00	0.4	145.60
Aug 2007 adj full service to agr	478.00	-285.2	-136,325.60
Aug 2007 adj full service to agr (Vallecitos)	364.00	285.2	103,812.80
Aug 2007 adj full service to agr	478.00	-4,564.7	-2,181,926.60
Aug 2007 adj full service to agr (Valley Center)	364.00	4,564.7	1,661,550.80
Aug 2007 adj full service to agr	478.00	-51.5	-24,617.00
Aug 2007 adj full service to agr (Vista)	364.00	51.5	18,746.00
Aug 2007 adj full service to agr	478.00	-697.5	-333,405.00
Aug 2007 adj full service to agr (Yuima)	364.00	697.5	253,890.00
Aug 2007 adj full service to agr	478.00	-84.9	-40,582.20
Aug 2007 adj full service to agr (Carlsbad Municipal)	364.00	84.9	30,903.60
SEP 2007 ADJ Surface Storage TO Scheduled SOLD (San Diego CWA)	408.00	182.0	74,256.00
Adjustment Subtotal		182.0	-975,718.20
SD-07 Total		16,476.8	6,813,196.20

Meter No SD-08

Treated Domestic	Constant	Previous Reading	Current Reading	Volume (Cu. Ft.)	Rate Desc.
n/o Red Mtn. n/o Mission Rd.	100	30393592	30626328	23273600	Unbundled

--- DELIVERIES ---

	Rate Per AF	Volume AF	Amount
Tier 1 Supply Rate	73.00	534.3	39,003.90
System Access Rate	143.00	534.3	76,404.90
Water Stewardship Rate	25.00	534.3	13,357.50
System Power Rate	90.00	534.3	48,087.00
Treatment Surcharge	147.00	534.3	78,542.10
Delivery Subtotal		534.3	255,395.40
SD-08 Total		534.3	255,395.40

Meter No SD-09

Treated Domestic	Constant	Previous Reading	Current Reading	Volume (Cu. Ft.)	Rate Desc.
w/o Rainbow Glen. Rd. n/o Red Mtn.	100	6995913	7000488	457500	Unbundled

Agency Name	Invoice No.	Rev	Bill Period	Page No.	Mailed On	Due On
San Diego County Water Authority	5800	0	September 2007	4 of 7	10-10-07	11-30-07

--- DELIVERIES ---

	Rate Per AF	Volume AF	Amount
Tier 1 Supply Rate	73.00	10.5	766.50
System Access Rate	143.00	10.5	1,501.50
Water Stewardship Rate	25.00	10.5	262.50
System Power Rate	90.00	10.5	945.00
Treatment Surcharge	147.00	10.5	1,543.50
Delivery Subtotal		10.5	5,019.00
SD-09 Total		10.5	5,019.00

Meter No: SD-11

Untreated Domestic	Constant	Previous Reading	Current Reading	Volume (Cu. Ft.)	Rate Desc.
e/o Wilt Rd. n/o Dos Ninos Ave.	10,000	12525611	12612077	864660000	Unbundled

--- DELIVERIES ---

	Rate Per AF	Volume AF	Amount
Tier 1 Supply Rate	73.00	19,849.9	1,449,042.70
System Access Rate	143.00	19,849.9	2,838,535.70
Water Stewardship Rate	25.00	19,849.9	496,247.50
System Power Rate	90.00	19,849.9	1,786,491.00
Delivery Subtotal		19,849.9	6,570,316.90

--- ADJUSTMENT ---

	Rate Per AF	Volume AF	Amount
May 2007 adj full service to surface storage - Direct - (San Diego CWA) VOIDED	331.00	8,200.1	2,714,233.10
May 2007 adj full service to surface storage - Direct - (San Diego CWA)	331.00	-12,204.9	-4,039,821.90
Jul 2007 adj full service to agr	331.00	-50.0	-16,550.00
Jul 2007 adj full service to agr (Poway)	241.00	50.0	12,050.00
JUL 2007 ADJ Surface Storage TO Scheduled SOLD VOIDED (San Diego CWA)	261.00	-100.0	-26,100.00
JUL 2007 ADJ Surface Storage TO Scheduled SOLD VOIDED (San Diego CWA)	261.00	-5,937.2	-1,549,609.20
JUL 2007 ADJ Surface Storage TO Scheduled SOLD VOIDED (San Diego CWA)	261.00	-4,562.8	-1,190,890.80
JUL 2007 ADJ Surface Storage TO Scheduled SOLD (San Diego CWA)	261.00	100.0	26,100.00
JUL 2007 ADJ Surface Storage TO Scheduled SOLD (San Diego CWA)	261.00	5,937.2	1,549,609.20
JUL 2007 ADJ Surface Storage TO Scheduled SOLD (San Diego CWA)	261.00	4,383.5	1,144,093.50
Aug 2007 adj full service to agr	331.00	-705.4	-233,487.40
Aug 2007 adj full service to agr (Escondido)	241.00	705.4	170,001.40
Aug 2007 adj full service to agr	331.00	-108.7	-35,979.70
Aug 2007 adj full service to agr (Olivenhain)	241.00	108.7	26,196.70
Aug 2007 adj full service to agr	331.00	-0.1	-33.10
Aug 2007 adj full service to agr (Ramona)	241.00	0.1	24.10
Aug 2007 adj full service to agr	331.00	-69.1	-22,872.10
Aug 2007 adj full service to agr (City of San Diego)	241.00	69.1	16,653.10
Aug 2007 adj full service to agr	331.00	-36.9	-12,213.90
Aug 2007 adj full service to agr (Santa Fe Irrigation)	241.00	36.9	8,892.90
Aug 2007 adj full service to agr	331.00	-30.4	-10,062.40
Aug 2007 adj full service to agr (Vista)	241.00	30.4	7,326.40
Sep 2007 adj exch iid to sdcwa	331.00	-5,958.4	-1,972,230.40
Sep 2007 adj exch iid to sdcwa (San Diego CWA)	258.00		1,537,267.20
SEP 2007 ADJ Surface Storage TO Scheduled SOLD (San Diego CWA)	261.00	679.0	177,219.00
SEP 2007 ADJ Surface Storage TO Scheduled SOLD (San Diego CWA)	261.00	179.3	46,797.30
SEP 2007 ADJ Surface Storage TO Scheduled SOLD (San Diego CWA)	261.00	6,369.5	1,662,439.50
Adjustment Subtotal		-2,914.7	-10,947.50
SD-11 Total		16,935.2	6,559,369.40

Meter No: SD-DS1

Desalted	Constant	Previous Reading	Current Reading	Volume (Cu. Ft.)	Rate Desc.
Desalted		N/A	N/A	N/A	Unbundled

--- ADJUSTMENT ---

	Rate Per AF	Volume AF	Amount
Sep 2007 lppds contribution	160.00	182.4	-29,184.00

Agency Name	Invoice No.	Rev.	Bill Period	Page No.	Mailed On	Due On
San Diego County Water Authority	5800	0	September 2007	5 of 7	10-10-07	11-30-07

Adjustment Subtotal	182.4	-29,184.00
SD-DS1 Total	182.4	-29,184.00

Meter No SD-GRP1

Recovered	Constant	Previous Reading	Current Reading	Volume (Cu. Ft.)	Rate Desc.
Recovered Greenbelt		N/A	N/A	N/A	Unbundled

--- ADJUSTMENT ---

	Rate Per AF	Volume AF	Amount
SEP 2007 GRP	503.00	299.8	150,799.40
SEP 2007 GRP	753.00		-225,749.40
Adjustment Subtotal		299.8	-74,950.00
SD-GRP1 Total		299.8	-74,950.00

Meter No SD-RCL1

Reclaimed	Constant	Previous Reading	Current Reading	Volume (Cu. Ft.)	Rate Desc.
Reclaimed		N/A	N/A	N/A	Unbundled

--- ADJUSTMENT ---

	Rate Per AF	Volume AF	Amount
Sep 2007 lrp contribution	250.00	64.4	-16,100.00
Adjustment Subtotal		64.4	-16,100.00
SD-RCL1 Total		64.4	-16,100.00

Meter No SD-RCL10

Reclaimed	Constant	Previous Reading	Current Reading	Volume (Cu. Ft.)	Rate Desc.
Reclaimed		N/A	N/A	N/A	Unbundled

--- ADJUSTMENT ---

	Rate Per AF	Volume AF	Amount
Aug 2007 lrp contribution	250.00	532.4	-133,100.00
Adjustment Subtotal		532.4	-133,100.00
SD-RCL10 Total		532.4	-133,100.00

Meter No SD-RCL11

Reclaimed	Constant	Previous Reading	Current Reading	Volume (Cu. Ft.)	Rate Desc.
Reclaimed		N/A	N/A	N/A	Unbundled

--- ADJUSTMENT ---

	Rate Per AF	Volume AF	Amount
Jun 2007 contribution voided	250.00	-67.2	16,800.00
Sep 2007 contribution	250.00	48.3	-12,075.00
Adjustment Subtotal		-18.9	4,725.00
SD-RCL11 Total		-18.9	4,725.00

Meter No SD-RCL12

Reclaimed	Constant	Previous Reading	Current Reading	Volume (Cu. Ft.)	Rate Desc.
Reclaimed		N/A	N/A	N/A	Unbundled

--- ADJUSTMENT ---

	Rate Per AF	Volume AF	Amount
Aug 2007 lrp contribution	250.00	86.1	-21,525.00
Adjustment Subtotal		86.1	-21,525.00

Agency Name	Invoice No.	Rev.	Bill Period	Page No.	Mailed On	Due On
San Diego County Water Authority	5800	0	September 2007	6 of 7	10-10-07	11-30-07

SD-RCL12 Total 86.1 -21,525.00

Meter No SD-RCL13

Reclaimed	Constant	Previous Reading	Current Reading	Volume (Cu. Ft.)	Rate Desc.
Reclaimed		N/A	N/A	N/A	Unbundled

---ADJUSTMENT---

	Rate Per AF	Volume AF	Amount
Aug 2007 contribution	250.00	173.4	-43,350.00
Sep 2007 contribution	250.00	136.9	-34,225.00
Adjustment Subtotal		310.3	-77,575.00

SD-RCL13 Total 310.3 -77,575.00

Meter No SD-RCL14

Reclaimed	Constant	Previous Reading	Current Reading	Volume (Cu. Ft.)	Rate Desc.
Reclaimed		N/A	N/A	N/A	Unbundled

---ADJUSTMENT---

	Rate Per AF	Volume AF	Amount
Sep 2007 contribution	111.00	57.4	-6,371.40
Adjustment Subtotal		57.4	-6,371.40

SD-RCL14 Total 57.4 -6,371.40

Meter No SD-RCL15

Reclaimed	Constant	Previous Reading	Current Reading	Volume (Cu. Ft.)	Rate Desc.
Reclaimed		N/A	N/A	N/A	Unbundled

---ADJUSTMENT---

	Rate Per AF	Volume AF	Amount
Aug 2007 contribution	150.00	133.1	-19,965.00
Adjustment Subtotal		133.1	-19,965.00

SD-RCL15 Total 133.1 -19,965.00

Meter No SD-RCL6

Reclaimed	Constant	Previous Reading	Current Reading	Volume (Cu. Ft.)	Rate Desc.
Reclaimed		N/A	N/A	N/A	Unbundled

---ADJUSTMENT---

	Rate Per AF	Volume AF	Amount
Aug 2007 lrp contribution	185.00	576.5	-106,652.50
Adjustment Subtotal		576.5	-106,652.50

SD-RCL6 Total 576.5 -106,652.50

Meter No SD-RCL9

Reclaimed	Constant	Previous Reading	Current Reading	Volume (Cu. Ft.)	Rate Desc.
Reclaimed		N/A	N/A	N/A	Unbundled

---ADJUSTMENT---

	Rate Per AF	Volume AF	Amount
AUG 2007 LPPRE	113.00	26.3	2,971.90
AUG 2007 LPPRE	267.00		-7,022.10
Adjustment Subtotal		26.3	-4,050.20

SD-RCL9 Total 26.3 -4,050.20

Agency Name	Invoice No.	Rev.	Bill Period	Page No.	Mailed On	Due On
San Diego County Water Authority	5800	0	September 2007	7 of 7	10-10-07	11-30-07

Meter No. SDTJ-01A

Treated Domestic	Constant	Previous Reading	Current Reading	Volume (Cu. Ft.)	Rate Desc.
San Diego-Tijuana	133.68	178696	178696	0	Unbundled

--- DELIVERIES ---

Rate Per AF	Volume AF	Amount
-------------	-----------	--------

Delivery Subtotal	0.0	0.00
--------------------------	-----	------

SDTJ-01A Total	0.0	0.00
-----------------------	-----	------

--- OTHER CHARGES AND CREDITS ---


Amount

RTS adjustment for FY 2006/07.

-459,754.94

VOLUME TOTAL	INVOICE TOTAL
62,520.3	\$22,923,862.96

This invoice was printed on 10/8/2007 at 2:04:26PM



MWD
 METROPOLITAN WATER DISTRICT OF SOUTHERN CALIFORNIA
 700 North Alameda Street
 Los Angeles, CA, 90012-2944

INVOICE**Billed To:**

San Diego County Water Authority

**Service Address**

4677 Overland Avenue
 San Diego, CA 92123-1233

October 2007	Page No. 1 of 2
Mailed: 11/09/2007	Due Date: 12/28/2007
Invoice Number: 5828	Revision: 0

NOTICE

The MWD Administrative Code Section 4507 and 4508 require that payment must be made in "Good Funds" by the due date or the payment will be considered delinquent and an additional charge shall be assessed.

DELIVERIES

	Volume (AF)
Total Water Treated Delivered	25,178.5
Total Water Untreated Delivered	33,908.1

SALES

	Type	Volume (AF)	Rate (\$ /AF)	Total (\$)
Full Service	Tier 1 Supply Rate	39,098.7	\$73.00	\$2,854,205.10
	System Access Rate	39,098.7	\$143.00	\$5,591,114.10
	Water Stewardship Rate	39,098.7	\$25.00	\$977,467.50
	System Power Rate	39,098.7	\$90.00	\$3,518,883.00
	Treatment Surcharge	16,248.0	\$147.00	\$2,388,456.00
Adjust Full Service Prior Rates				
Certification(s) for 200601 to 200612 for Domestic	Treated	-44.9	\$453.00	(\$20,339.70)
IAWP	Treated	8,975.4		\$3,265,923.10
	Untreated	1,334.1		\$321,518.10
SUBTOTAL				\$18,897,227.20

MISCELLANEOUS SALES

	Volume (AF)	Total (\$)
Surface Storage Operating Agreement - TR, Scheduled	114.4	\$46,675.20
Surface Storage Operating Agreement - UT, Scheduled	7,212.2	\$1,882,384.20
		\$1,929,059.40

WATER MANAGEMENT

	Volume (AF)	Total (\$)
Local Resource Programs	3,219.1	(\$675,615.80)
SUBTOTAL		(\$675,615.80)


EXCHANGES, WHEELING, AND OTHER DELIVERIES

	Volume (AF)	Total (\$)
IID San Diego Exchange UnTreated	5,958.3	\$1,537,241.40
		\$1,537,241.40

OTHER CHARGES AND CREDITS

	Rate (\$ /AF)	
Readiness To Serve Charge(Payment Schedule: S)	\$5,168,186.00	
Capacity Charge(Payment Schedule: S)	\$4,406,400.00	
SUBTOTAL		\$9,574,586.00

MWD2010-00275059



MWD
 METROPOLITAN WATER DISTRICT OF SOUTHERN CALIFORNIA
 700 North Alameda Street
 Los Angeles, CA, 90012-2944

INVOICE**Billed To:**

San Diego County Water Authority

**Service Address**

4677 Overland Avenue
 San Diego, CA 92123-1233

October 2007	Page No. 2 of 2
Mailed: 11/09/2007	Due Date: 12/28/2007
Invoice Number: 5828	Revision: 0

NOTICE

The MWD Administrative Code Section 4507 and 4508 require that payment must be made in "Good Funds" by the due date or the payment will be considered delinquent and an additional charge shall be assessed.

ADDITIONAL INFORMATION

	Volume (AF)	Tier1 %	Peak Day	Flow (CFS)
Purchase Order Commitment (Jan 2003 to Dec 2012)	3,342,570.6			
Purchase Order Firm Delivery To Date (Jan 2003 to Dec 2012)	2,440,465.9			
Tier 1 Annual Limit (For Current Calendar Year)	501,385.6			
Tier 1 YTD Deliveries (For Current Calendar Year)	459,419.0	92.0		
Tier 1 Current Month Deliveries By Billing Period	46,425.3			
Capacity Charge			5/4/2004	1,296.0
Annual Peak Flow			5/9/2007	1,341.2
Summer Peak Flow			5/9/2007	1,341.2

INVOICE TOTAL

Volume AF

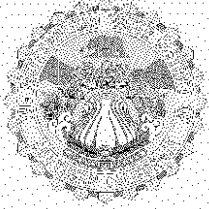
59,909.0

Amount Now Due

\$31,262,498.20

Note: Amount Due is based on highlighted fields

MWD2010-00275060



MWD
 METROPOLITAN WATER DISTRICT OF SOUTHERN CALIFORNIA
 700 North Alameda Street
 Los Angeles, CA, 90012-2944

INVOICE DETAIL

NOTICE

The MWD Administrative Code Section 4507 and 4508 require that payment must be made in "Good Funds" by the due date or the payment will be considered delinquent and an additional charge shall be assessed.

IN ACCORDANCE WITH READINGS AND BILLING DATA LISTED BELOW

Agency Name	Invoice No.	Rev	Bill Period	Page No.	Mailed On	Due On
San Diego County Water Authority	5828	0	October 2007	1 of 7	11-09-07	12-28-07

Meter No SD-01A

Treated Domestic	Constant	Previous Reading	Current Reading	Volume (Cu. Ft.)	Rate Desc.
Rainbow Cyn. Rd. e/o Frontage Rd.	1.000	21556740	21755478	198738000	Unbundled

--- DELIVERIES ---

	Rate Per AF	Volume AF	Amount
Tier 1 Supply Rate	73.00	4,562.4	333,055.20
System Access Rate	143.00	4,562.4	652,423.20
Water Stewardship Rate	25.00	4,562.4	114,060.00
System Power Rate	90.00	4,562.4	410,616.00
Treatment Surcharge	147.00	4,562.4	670,672.80
Delivery Subtotal		4,562.4	2,180,827.20
SD-01A Total		4,562.4	2,180,827.20

Meter No SD-01B

Treated Domestic	Constant	Previous Reading	Current Reading	Volume (Cu. Ft.)	Rate Desc.
Rainbow Cyn. Rd. e/o Frontage Rd.	1.000	21245592	21443800	198208000	Unbundled

--- DELIVERIES ---

	Rate Per AF	Volume AF	Amount
Tier 1 Supply Rate	73.00	4,550.2	332,164.60
System Access Rate	143.00	4,550.2	650,678.60
Water Stewardship Rate	25.00	4,550.2	113,755.00
System Power Rate	90.00	4,550.2	409,518.00
Treatment Surcharge	147.00	4,550.2	668,879.40
Delivery Subtotal		4,550.2	2,174,995.60
SD-01B Total		4,550.2	2,174,995.60

Meter No SD-02

Treated Domestic	Constant	Previous Reading	Current Reading	Volume (Cu. Ft.)	Rate Desc.
w/o Rainbow Glen Rd.	100	20748352	20993076	24472400	Unbundled

--- DELIVERIES ---

	Rate Per AF	Volume AF	Amount
Tier 1 Supply Rate	73.00	561.8	41,011.40
System Access Rate	143.00	561.8	80,337.40
Water Stewardship Rate	25.00	561.8	14,045.00
System Power Rate	90.00	561.8	50,562.00
Treatment Surcharge	147.00	561.8	82,584.60
Oct 2007, meter under 10% flow Tier 1 supply rate	73.00	0.2	14.60
Oct 2007, meter under 10% flow System access rate	143.00	0.2	28.60
Oct 2007, meter under 10% flow Water stewardship rate	25.00	0.2	5.00
Oct 2007, meter under 10% flow System power rate	90.00	0.2	18.00
Oct 2007, meter under 10% flow Treatment surcharge	147.00	0.2	29.40

Agency Name	Invoice No.	Rev	Bill Period	Page No.	Mailed On	Due On
San Diego County Water Authority	5828	0	October 2007	2 of 7	11-09-07	12-28-07

Delivery Subtotal 562.0 268,636.00

SD-02 Total 562.0 268,636.00

Meter No SD-03

Untreated Domestic	Constant	Previous Reading	Current Reading	Volume (Cu. Ft.)	Rate Desc.
Rainbow Cyn. Rd. e/o Frontage Rd.	1.000	65631988	66162328	530340000	Unbundled

--- DELIVERIES ---

	Rate Per AF	Volume AF	Amount
Tier 1 Supply Rate	73.00	12,174.9	888,767.70
System Access Rate	143.00	12,174.9	1,741,010.70
Water Stewardship Rate	25.00	12,174.9	304,372.50
System Power Rate	90.00	12,174.9	1,095,741.00
Delivery Subtotal		12,174.9	4,029,891.90

SD-03 Total 12,174.9 4,029,891.90

Meter No SD-05

Treated Domestic	Constant	Previous Reading	Current Reading	Volume (Cu. Ft.)	Rate Desc.
s/o Reche Rd. w/o Wilt Rd.	100	6959894	7011167	5127300	Unbundled

--- DELIVERIES ---

	Rate Per AF	Volume AF	Amount
Tier 1 Supply Rate	73.00	117.7	8,592.10
System Access Rate	143.00	117.7	16,831.10
Water Stewardship Rate	25.00	117.7	2,942.50
System Power Rate	90.00	117.7	10,593.00
Treatment Surcharge	147.00	117.7	17,301.90
Delivery Subtotal		117.7	56,260.60

SD-05 Total 117.7 56,260.60

Meter No SD-07

Treated Domestic	Constant	Previous Reading	Current Reading	Volume (Cu. Ft.)	Rate Desc.
e/o Wilt Rd. n/o Dos Ninos Ave.	1.000	104423656	105070824	647168000	Unbundled

--- DELIVERIES ---

	Rate Per AF	Volume AF	Amount
Tier 1 Supply Rate	73.00	14,856.9	1,084,553.70
System Access Rate	143.00	14,856.9	2,124,536.70
Water Stewardship Rate	25.00	14,856.9	371,422.50
System Power Rate	90.00	14,856.9	1,337,121.00
Treatment Surcharge	147.00	14,856.9	2,183,964.30
Delivery Subtotal		14,856.9	7,101,598.20

--- ADJUSTMENT ---

	Rate Per AF	Volume AF	Amount
Jul 2006 adj full service to agr voided	453.00	16.9	7,655.70
Jul 2006 adj full service to agr voided (Padre Dam)	339.00	-16.9	-5,729.10
Jul 2006 adj full service to agr	453.00	-44.7	-20,249.10
Jul 2006 adj full service to agr (Padre Dam)	339.00	44.7	15,153.30
Aug 2006 adj full service to agr voided	453.00	300.2	135,990.60
Aug 2006 adj full service to agr voided (Padre Dam)	339.00	-300.2	-101,767.80
Aug 2006 adj full service to agr	453.00	-300.9	-136,307.70
Aug 2006 adj full service to agr (Padre Dam)	339.00	300.9	102,005.10
Sep 2006 adj full service to agr voided	453.00	2.3	1,041.90
Sep 2006 adj full service to agr voided (Padre Dam)	339.00	-2.3	-779.70
Sep 2006 adj full service to agr	453.00	-12.8	-5,798.40
Sep 2006 adj full service to agr (Padre Dam)	339.00	12.8	4,339.20
Oct 2006 adj full service to agr voided	453.00	310.7	140,747.10
Oct 2006 adj full service to agr voided (Padre Dam)	339.00	-310.7	-105,327.30
Oct 2006 adj full service to agr	453.00	-311.4	-141,064.20

Agency Name	Invoice No.	Rev.	Bill Period	Page No.	Mailed On	Due On
San Diego County Water Authority	5828	0	October 2007	3 of 7	11-09-07	12-28-07

--- ADJUSTMENT ---

	Rate Per AF	Volume AF	Amount
Oct 2006 adj full service to agr (Padre Dam)	339.00	311.4	105,564.60
Nov 2006 adj full service to agr voided	453.00	2.0	906.00
Nov 2006 adj full service to agr voided (Padre Dam)	339.00	-2.0	-678.00
Nov 2006 adj full service to agr	453.00	-7.2	-3,261.60
Nov 2006 adj full service to agr (Padre Dam)	339.00	7.2	2,440.80
Aug 2007 adj full service to agr	478.00	-141.2	-67,493.60
Aug 2007 adj full service to agr (Oceanside)	364.00	141.2	51,396.80
Sep 2007 adj full service to agr	478.00	-66.2	-31,643.60
Sep 2007 adj full service to agr (Carlsbad Municipal)	364.00	66.2	24,096.80
Sep 2007 adj full service to agr	478.00	-1,086.8	-519,490.40
Sep 2007 adj full service to agr (Fallbrook)	364.00	1,086.8	395,595.20
Sep 2007 adj full service to agr	478.00	-90.5	-43,259.00
Sep 2007 adj full service to agr (Oceanside)	364.00	90.5	32,942.00
Sep 2007 adj full service to agr	478.00	-51.6	-24,664.80
Sep 2007 adj full service to agr (Olivenhain)	364.00	51.6	18,782.40
Sep 2007 adj full service to agr	478.00	-13.5	-6,453.00
Sep 2007 adj full service to agr (Otay)	364.00	13.5	4,914.00
Sep 2007 adj full service to agr	478.00	-2,278.5	-1,089,123.00
Sep 2007 adj full service to agr (Rainbow)	364.00	2,278.5	829,374.00
Sep 2007 adj full service to agr	478.00	-264.9	-126,622.20
Sep 2007 adj full service to agr (Ramona)	364.00	264.9	96,423.60
Sep 2007 adj full service to agr	478.00	-9.8	-4,684.40
Sep 2007 adj full service to agr (City of San Diego)	364.00	9.8	3,567.20
Sep 2007 adj full service to agr	478.00	-2.2	-1,051.60
Sep 2007 adj full service to agr (Santa Fe Irrigation)	364.00	2.2	800.80
Sep 2007 adj full service to agr	478.00	-244.8	-117,014.40
Sep 2007 adj full service to agr (Vallecitos)	364.00	244.8	89,107.20
Sep 2007 adj full service to agr	478.00	-3,950.2	-1,888,195.60
Sep 2007 adj full service to agr (Valley Center)	364.00	3,950.2	1,437,872.80
Sep 2007 adj full service to agr	478.00	-50.4	-24,091.20
Sep 2007 adj full service to agr (Vista)	364.00	50.4	18,345.60
Sep 2007 adj full service to agr	478.00	-679.9	-324,992.20
Sep 2007 adj full service to agr (Yuima)	364.00	679.9	247,483.60
OCT 2007 ADJ Surface Storage TO Scheduled SOLD (San Diego CWA)	408.00	5.4	2,203.20
OCT 2007 ADJ Surface Storage TO Scheduled SOLD (San Diego CWA)	408.00	109.0	44,472.00
Adjustment Subtotal		114.4	-976,520.40
SD-07 Total		14,971.3	6,125,077.80

Meter No SD-08

Treated Domestic	Constant	Previous Reading	Current Reading	Volume (Cu. Ft.)	Rate Desc.
n/o Red Mtn. n/o Mission Rd.	100	30626328	30856124	22979600	Unbundled

--- DELIVERIES ---

	Rate Per AF	Volume AF	Amount
Tier 1 Supply Rate	73.00	527.5	38,507.50
System Access Rate	143.00	527.5	75,432.50
Water Stewardship Rate	25.00	527.5	13,187.50
System Power Rate	90.00	527.5	47,475.00
Treatment Surcharge	147.00	527.5	77,542.50
Delivery Subtotal		527.5	252,145.00
SD-08 Total		527.5	252,145.00

Meter No SD-09

Treated Domestic	Constant	Previous Reading	Current Reading	Volume (Cu. Ft.)	Rate Desc.
w/o Rainbow Glen. Rd. n/o Red Mtn.	100	7000488	7001253	76500	Unbundled

--- DELIVERIES ---

	Rate Per AF	Volume AF	Amount
Tier 1 Supply Rate	73.00	1.8	131.40
System Access Rate	143.00	1.8	257.40

Agency Name	Invoice No.	Rev	Bill Period	Page No.	Mailed On	Due On
San Diego County Water Authority	5828	0	October 2007	4 of 7	11-09-07	12-28-07

--- DELIVERIES ---

	Rate Per AF	Volume AF	Amount
Water Stewardship Rate	25.00	1.8	45.00
System Power Rate	90.00	1.8	162.00
Treatment Surcharge	147.00	1.8	264.60
Delivery Subtotal		1.8	860.40
SD-09 Total		1.8	860.40

Meter No SD-11

Untreated Domestic	Constant	Previous Reading	Current Reading	Volume (Cu. Ft.)	Rate Desc.
e/o Will Rd. n/o Dos Ninos Ave.	10,000	12612077	12706747	946700000	Unbundled

--- DELIVERIES ---

	Rate Per AF	Volume AF	Amount
Tier 1 Supply Rate	73.00	21,733.2	1,586,523.60
System Access Rate	143.00	21,733.2	3,107,847.60
Water Stewardship Rate	25.00	21,733.2	543,330.00
System Power Rate	90.00	21,733.2	1,955,988.00
Delivery Subtotal		21,733.2	7,193,689.20

--- ADJUSTMENT ---

	Rate Per AF	Volume AF	Amount
Aug 2007 adj full service to agr	331.00	-174.3	-57,893.30
Aug 2007 adj full service to agr (Oceanside)	241.00	174.3	42,006.30
Aug 2007 adj full service to agr	331.00	-177.3	-58,886.30
Aug 2007 adj full service to agr (Poway)	241.00	177.3	42,729.30
Sep 2007 adj full service to agr	331.00	-614.9	-203,531.90
Sep 2007 adj full service to agr (Escondido)	241.00	614.9	148,190.90
Sep 2007 adj full service to agr	331.00	-159.2	-52,695.20
Sep 2007 adj full service to agr (Oceanside)	241.00	159.2	38,367.20
Sep 2007 adj full service to agr	331.00	-65.4	-21,647.40
Sep 2007 adj full service to agr (Olivenhain)	241.00	65.4	15,761.40
Sep 2007 adj full service to agr	331.00	-0.1	-33.10
Sep 2007 adj full service to agr (Ramona)	241.00	0.1	24.10
Sep 2007 adj full service to agr	331.00	-86.0	-28,466.00
Sep 2007 adj full service to agr (City of San Diego)	241.00	86.0	20,726.00
Sep 2007 adj full service to agr	331.00	-28.1	-9,301.10
Sep 2007 adj full service to agr (Santa Fe Irrigation)	241.00	28.1	6,772.10
Sep 2007 adj full service to agr	331.00	-28.8	-9,532.80
Sep 2007 adj full service to agr (Vista)	241.00	28.8	6,940.80
Oct 2007 adj exch iid to sdcwa	331.00	-5,958.3	-1,972,197.30
Oct 2007 adj exch iid to sdcwa (San Diego CWA)	258.00		1,537,241.40
Oct 2007 adj full service to surface storage - Direct - (San Diego CWA)	331.00	-3,765.0	-1,246,215.00
OCT 2007 ADJ Surface Storage TO Scheduled SOLD (San Diego CWA)	261.00	299.5	78,169.50
OCT 2007 ADJ Surface Storage TO Scheduled SOLD (San Diego CWA)	261.00	747.1	194,993.10
OCT 2007 ADJ Surface Storage TO Scheduled SOLD (San Diego CWA)	261.00	1,515.9	395,649.90
OCT 2007 ADJ Surface Storage TO Scheduled SOLD (San Diego CWA)	261.00	3,005.9	784,539.90
OCT 2007 ADJ Surface Storage TO Scheduled SOLD (San Diego CWA)	261.00	1,643.8	429,031.80
Adjustment Subtotal		-2,511.1	81,144.30
SD-11 Total		19,222.1	7,274,833.50

Meter No SD-DS1

Desalted	Constant	Previous Reading	Current Reading	Volume (Cu. Ft.)	Rate Desc.
Desalted		N/A	N/A	N/A	Unbundled

--- ADJUSTMENT ---

	Rate Per AF	Volume AF	Amount
Oct 2007 lppds contribution	160.00	190.0	-30,400.00
Adjustment Subtotal		190.0	-30,400.00
SD-DS1 Total		190.0	-30,400.00

Agency Name	Invoice No.	Rev.	Bill Period	Page No.	Mailed On	Due On
San Diego County Water Authority	5828	0	October 2007	5 of 7	11-09-07	12-28-07

Meter No SD-GRP1

Recovered	Constant	Previous Reading	Current Reading	Volume (Cu. Ft.)	Rate Desc.
Recovered Greenbelt		N/A	N/A	N/A	Unbundled

--- ADJUSTMENT ---			Rate Per AF	Volume AF	Amount
OCT 2007 GRP			503.00	316.5	159,199.50
OCT 2007 GRP			753.00		-238,324.50
Adjustment Subtotal				316.5	-79,125.00
SD-GRP1 Total				316.5	-79,125.00

Meter No SD-RCL1

Reclaimed	Constant	Previous Reading	Current Reading	Volume (Cu. Ft.)	Rate Desc.
Reclaimed		N/A	N/A	N/A	Unbundled

--- ADJUSTMENT ---			Rate Per AF	Volume AF	Amount
Oct 2007 lrp contribution			250.00	43.3	-10,825.00
Adjustment Subtotal				43.3	-10,825.00
SD-RCL1 Total				43.3	-10,825.00

Meter No SD-RCL10

Reclaimed	Constant	Previous Reading	Current Reading	Volume (Cu. Ft.)	Rate Desc.
Reclaimed		N/A	N/A	N/A	Unbundled

--- ADJUSTMENT ---			Rate Per AF	Volume AF	Amount
Sep 2007 lrp contribution			250.00	591.3	-147,825.00
Adjustment Subtotal				591.3	-147,825.00
SD-RCL10 Total				591.3	-147,825.00

Meter No SD-RCL11

Reclaimed	Constant	Previous Reading	Current Reading	Volume (Cu. Ft.)	Rate Desc.
Reclaimed		N/A	N/A	N/A	Unbundled

--- ADJUSTMENT ---			Rate Per AF	Volume AF	Amount
Oct 2007 contribution			250.00	48.3	-12,075.00
Adjustment Subtotal				48.3	-12,075.00
SD-RCL11 Total				48.3	-12,075.00

Meter No SD-RCL12

Reclaimed	Constant	Previous Reading	Current Reading	Volume (Cu. Ft.)	Rate Desc.
Reclaimed		N/A	N/A	N/A	Unbundled

--- ADJUSTMENT ---			Rate Per AF	Volume AF	Amount
Sep 2007 lrp contribution			250.00	108.4	-27,100.00
Adjustment Subtotal				108.4	-27,100.00
SD-RCL12 Total				108.4	-27,100.00

Agency Name	Invoice No.	Rev.	Bill Period	Page No.	Mailed On	Due On
San Diego County Water Authority	5828	0	October 2007	6 of 7	11-09-07	12-28-07

Meter No SD-RCL15

Reclaimed	Constant	Previous Reading	Current Reading	Volume (Cu. Ft.)	Rate Desc.
Reclaimed		N/A	N/A	N/A	Unbundled

--- ADJUSTMENT ---

	Rate Per AF	Volume AF	Amount
Jun 2007 contribution voided	150.00	-148.9	22,335.00
Jun 2007 contribution	150.00	117.9	-17,685.00
Jul 2007 contribution voided	150.00	-182.9	27,435.00
Jul 2007 contribution	150.00	130.3	-19,545.00
Aug 2007 contribution voided	150.00	-133.1	19,965.00
Aug 2007 contribution	150.00	69.7	-10,455.00
Sep 2007 contribution	150.00	128.7	-19,305.00
Oct 2007 contribution	150.00	38.7	-5,805.00
Adjustment Subtotal		20.4	-3,060.00
SD-RCL15 Total		20.4	-3,060.00

Meter No SD-RCL5

Reclaimed	Constant	Previous Reading	Current Reading	Volume (Cu. Ft.)	Rate Desc.
Reclaimed		N/A	N/A	N/A	Unbundled

--- ADJUSTMENT ---

	Rate Per AF	Volume AF	Amount
APR 2007 LPPRE	113.00	8.8	994.40
APR 2007 LPPRE	267.00		-2,349.60
MAY 2007 LPPRE	113.00	14.9	1,683.70
MAY 2007 LPPRE	267.00		-3,978.30
JUN 2007 LPPRE	113.00	16.8	1,898.40
JUN 2007 LPPRE	267.00		-4,485.60
JUL 2007 LPPRE	113.00	14.2	1,604.60
JUL 2007 LPPRE	267.00		-3,791.40
AUG 2007 LPPRE	113.00	14.1	1,593.30
AUG 2007 LPPRE	267.00		-3,764.70
SEP 2007 LPPRE	113.00	14.7	1,661.10
SEP 2007 LPPRE	267.00		-3,924.90
Adjustment Subtotal		83.5	-12,859.00
SD-RCL5 Total		83.5	-12,859.00

Meter No SD-RCL6

Reclaimed	Constant	Previous Reading	Current Reading	Volume (Cu. Ft.)	Rate Desc.
Reclaimed		N/A	N/A	N/A	Unbundled

--- ADJUSTMENT ---

	Rate Per AF	Volume AF	Amount
Sep 2007 lrp contribution	185.00	654.2	-121,027.00
Adjustment Subtotal		654.2	-121,027.00
SD-RCL6 Total		654.2	-121,027.00

Meter No SD-RCL8

Reclaimed	Constant	Previous Reading	Current Reading	Volume (Cu. Ft.)	Rate Desc.
Reclaimed		N/A	N/A	N/A	Unbundled

--- ADJUSTMENT ---

	Rate Per AF	Volume AF	Amount
Jul 2007 lrp contribution	200.00	417.0	-83,400.00
Aug 2007 lrp contribution	200.00	366.0	-73,200.00
Sep 2007 lrp contribution	200.00	351.5	-70,300.00
Adjustment Subtotal		1,134.5	-226,900.00

Agency Name	Invoice No.	Rev.	Bill Period	Page No.	Mailed On	Due On
San Diego County Water Authority	5828	0	October 2007	7 of 7	11-09-07	12-28-07

SD-RCL8 Total 1,134.5 -226,900.00

Meter No SD-RCL9

Reclaimed	Constant	Previous Reading	Current Reading	Volume (Cu. Ft.)	Rate Desc.
		N/A	N/A	N/A	Unbundled

--- ADJUSTMENT ---

	Rate Per AF	Volume AF	Amount
SEP 2007 LPPRE	113.00	28.7	3,243.10
SEP 2007 LPPRE	267.00		-7,662.90
Adjustment Subtotal		28.7	-4,419.80
SD-RCL9 Total		28.7	-4,419.80

Meter No SDTJ-01A

Treated Domestic	Constant	Previous Reading	Current Reading	Volume (Cu. Ft.)	Rate Desc.
San Diego-Tijuana	133.68	178696	178696	0	Unbundled

--- DELIVERIES ---

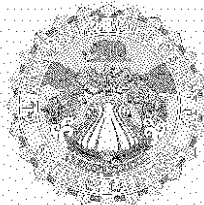
	Rate Per AF	Volume AF	Amount
Delivery Subtotal		0.0	0.00
SDTJ-01A Total		0.0	0.00

--- OTHER CHARGES AND CREDITS ---

	Amount
Capacity Charge for current calendar year	4,406,400.00
Readiness to Serve Charge for current fiscal year	5,168,186.00

VOLUME TOTAL	INVOICE TOTAL
59,909.0	\$31,262,498.20

This invoice was printed on 11/8/2007 at 8:44:08AM

**MWD**

METROPOLITAN WATER DISTRICT OF SOUTHERN CALIFORNIA

700 North Alameda Street

Los Angeles, CA, 90012-2944

INVOICE**Billed To:**

San Diego County Water Authority

**Service Address**4677 Overland Avenue
San Diego, CA 92123-1233

November 2007	Page No. 1 of 2
Mailed: 12/10/2007	Due Date: 01/31/2008
Invoice Number: 5856	Revision: 0

NOTICE

The MWD Administrative Code Section 4507 and 4508 require that payment must be made in "Good Funds" by the due date or the payment will be considered delinquent and an additional charge shall be assessed.

DELIVERIES

	Volume (AF)
Total Water Treated Delivered	20,386.3
Total Water Untreated Delivered	36,137.5

SALES

	Type	Volume (AF)	Rate (\$ /AF)	Total (\$)
Full Service	Tier 1 Supply Rate	33,994.5	\$73.00	\$2,481,598.50
	System Access Rate	33,994.5	\$143.00	\$4,861,213.50
	Water Stewardship Rate	33,994.5	\$25.00	\$849,862.50
	System Power Rate	33,994.5	\$90.00	\$3,059,505.00
	Treatment Surcharge	10,957.5	\$147.00	\$1,610,752.50
Adjust Full Service Prior Rates				
Certification(s) for 200601 to 200612 for Domestic	Treated	-28.7	\$453.00	(\$13,001.10)
Certification(s) for 200501 to 200512 for Domestic	Untreated	44.0	\$331.00	\$14,564.00
Certification(s) for 200601 to 200612 for Domestic	Untreated	-306.5	\$331.00	(\$101,451.50)
IAWP	Treated	9,616.6		\$3,499,724.90
	Untreated	880.6		\$212,224.60
SUBTOTAL				\$16,474,992.90

MISCELLANEOUS SALES

Surface Storage Operating Agreement - TR, Scheduled	47.0	\$19,176.00
Surface Storage Operating Agreement - UT, Scheduled	524.7	\$136,946.70
		\$156,122.70

WATER MANAGEMENT

	Volume (AF)	Total (\$)
Local Resource Programs	1,726.7	(\$355,354.00)
SUBTOTAL		(\$355,354.00)

EXCHANGES, WHEELING, AND OTHER DELIVERIES

IID San Diego Exchange UnTreated	5,958.3	\$1,537,241.40
		\$1,537,241.40

ADDITIONAL INFORMATION

	Volume (AF)	Tier1 %	Peak Day	Flow (CFS)
Purchase Order Commitment (Jan 2003 to Dec 2012)	3,342,570.6			
Purchase Order Firm Delivery To Date (Jan 2003 to Dec 2012)	2,474,740.9			
Tier 1 Annual Limit (For Current Calendar Year)	501,385.6			
Tier 1 YTD Deliveries (For Current Calendar Year)	493,745.5	98.0		
Tier 1 Current Month Deliveries By Billing Period	34,326.5			
Capacity Charge			5/4/2004	1,296.0
Annual Peak Flow			5/9/2007	1,341.2
Summer Peak Flow			5/9/2007	1,341.2

MWD2010-00275068

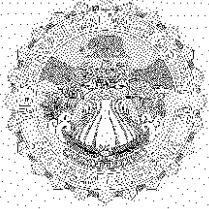
Agency Name	Invoice No.	Rev.	Bill Period	Page No.	Mailed On	Due On
San Diego County Water Authority	5856	0	November 2007	2 of 2	12-10-07	01-31-08

INVOICE TOTAL

Volume AF
46,498.9

Amount Now Due
\$17,813,003.00

Note: Amount Due is based on highlighted fields.

**MWD**

METROPOLITAN WATER DISTRICT OF SOUTHERN CALIFORNIA

700 North Alameda Street

Los Angeles, CA, 90012-2944

INVOICE DETAIL**NOTICE**

The MWD Administrative Code Section 4507 and 4508 require that payment must be made in "Good Funds" by the due date or the payment will be considered delinquent and an additional charge shall be assessed.

IN ACCORDANCE WITH READINGS AND BILLING DATA LISTED BELOW

Agency Name	Invoice No.	Rev.	Bill Period	Page No.	Mailed On	Due On
San Diego County Water Authority	5856	0	November 2007	1 of 9	12-10-07	01-31-08

Meter No CM-10

Treated	Constant	Previous Reading	Current Reading	Volume (Cu. Ft.)	Rate Desc.
Treated Domestic		0	0	0	Unbundled

--- ADJUSTMENT ---

	Rate Per AF	Volume AF	Amount
OCT 2007 - OC to SD Transfer	478.00	79.7	38,096.60
NOV 2007 - OC to SD Transfer	478.00	79.4	37,953.20
Adjustment Subtotal		159.1	76,049.80
CM-10 Total		159.1	76,049.80

Meter No SD-01A

Treated Domestic	Constant	Previous Reading	Current Reading	Volume (Cu. Ft.)	Rate Desc.
Rainbow Cyn. Rd. e/o Frontage Rd.	1,000	21755478	21937576	182098000	Unbundled

--- DELIVERIES ---

	Rate Per AF	Volume AF	Amount
Tier 1 Supply Rate	73.00	4,180.4	305,169.20
System Access Rate	143.00	4,180.4	597,797.20
Water Stewardship Rate	25.00	4,180.4	104,510.00
System Power Rate	90.00	4,180.4	376,236.00
Treatment Surcharge	147.00	4,180.4	614,518.80
Delivery Subtotal		4,180.4	1,998,231.20
SD-01A Total		4,180.4	1,998,231.20

Meter No SD-01B

Treated Domestic	Constant	Previous Reading	Current Reading	Volume (Cu. Ft.)	Rate Desc.
Rainbow Cyn. Rd. e/o Frontage Rd.	1,000	21443800	21624958	181158000	Unbundled

--- DELIVERIES ---

	Rate Per AF	Volume AF	Amount
Tier 1 Supply Rate	73.00	4,158.8	303,592.40
System Access Rate	143.00	4,158.8	594,708.40
Water Stewardship Rate	25.00	4,158.8	103,970.00
System Power Rate	90.00	4,158.8	374,292.00
Treatment Surcharge	147.00	4,158.8	611,343.60
Delivery Subtotal		4,158.8	1,987,906.40
SD-01B Total		4,158.8	1,987,906.40

Meter No SD-02

Treated Domestic	Constant	Previous Reading	Current Reading	Volume (Cu. Ft.)	Rate Desc.
w/o Rainbow Glen Rd.	100	20993076	21185076	19200000	Unbundled

MWD2010-00275070

Agency Name	Invoice No.	Rev	Bill Period	Page No.	Mailed On	Due On
San Diego County Water Authority	5856	0	November 2007	2 of 9	12-10-07	01-31-08

--- DELIVERIES ---

	Rate Per AF	Volume AF	Amount
Tier 1 Supply Rate	73.00	440.8	32,178.40
System Access Rate	143.00	440.8	63,034.40
Water Stewardship Rate	25.00	440.8	11,020.00
System Power Rate	90.00	440.8	39,672.00
Treatment Surcharge	147.00	440.8	64,797.60
Delivery Subtotal		440.8	210,702.40
SD-02 Total		440.8	210,702.40

Meter No SD-03

Untreated Domestic	Constant	Previous Reading	Current Reading	Volume (Cu. Ft.)	Rate Desc
Rainbow Cyn. Rd. e/o Frontage Rd.	1.000	66162328	66820616	658288000	Unbundled

--- DELIVERIES ---

	Rate Per AF	Volume AF	Amount
Tier 1 Supply Rate	73.00	15,112.2	1,103,190.60
System Access Rate	143.00	15,112.2	2,161,044.60
Water Stewardship Rate	25.00	15,112.2	377,805.00
System Power Rate	90.00	15,112.2	1,360,098.00
Delivery Subtotal		15,112.2	5,002,138.20

--- ADJUSTMENT ---

	Rate Per AF	Volume AF	Amount
Mar 2006 adj full service to surface storage - Direct - (San Diego CWA)	331.00	-64.5	-21,349.50
JUN 2006 ADJ Surface Storage TO Scheduled SOLD VOIDED (San Diego CWA)	261.00	-1,939.0	-506,079.00
JUN 2006 ADJ Surface Storage TO Scheduled SOLD (San Diego CWA)	261.00	1,939.0	506,079.00
AUG 2006 ADJ Surface Storage TO Scheduled SOLD (San Diego CWA)	261.00	58.4	15,242.40
AUG 2006 ADJ Surface Storage TO Scheduled SOLD (San Diego CWA)	261.00	64.5	16,834.50
SEP 2006 ADJ Surface Storage TO Scheduled SOLD VOIDED (San Diego CWA)	261.00	-58.4	-15,242.40
Feb 2007 adj full service to agr	331.00	-14.7	-4,865.70
Feb 2007 adj full service to agr (Vista)	241.00	14.7	3,542.70
Adjustment Subtotal		0.0	-5,838.00
SD-03 Total		15,112.2	4,996,300.20

Meter No SD-05

Treated Domestic	Constant	Previous Reading	Current Reading	Volume (Cu. Ft.)	Rate Desc
s/o Reche Rd. w/o Wilt Rd.	100	7011167	7011167	0	Unbundled

--- DELIVERIES ---

Rate Per AF	Volume AF	Amount
	0.0	0.00
SD-05 Total		

Meter No SD-07

Treated Domestic	Constant	Previous Reading	Current Reading	Volume (Cu. Ft.)	Rate Desc
e/o Wilt Rd. n/o Dos Ninos Ave.	1.000	105070824	105549488	478664000	Unbundled

--- DELIVERIES ---

	Rate Per AF	Volume AF	Amount
Tier 1 Supply Rate	73.00	10,988.6	802,167.80
System Access Rate	143.00	10,988.6	1,571,369.80
Water Stewardship Rate	25.00	10,988.6	274,715.00
System Power Rate	90.00	10,988.6	988,974.00
Treatment Surcharge	147.00	10,988.6	1,615,324.20
Delivery Subtotal		10,988.6	5,252,550.80

--- ADJUSTMENT ---

	Rate Per AF	Volume AF	Amount
Jul 2006 adj full service to agr voided	453.00	63.7	28,856.10
Jul 2006 adj full service to agr voided (Vista)	339.00	-63.7	-21,594.30
Jul 2006 adj full service to agr	453.00	-68.3	-30,939.90
Jul 2006 adj full service to agr (Vista)	339.00	68.3	23,153.70

Agency Name	Invoice No.	Rev	Bill Period	Page No.	Mailed On	Due On
San Diego County Water Authority	5856	0	November 2007	3 of 9	12-10-07	01-31-08

--- ADJUSTMENT ---

		Rate Per AF	Volume AF	Amount
Aug 2006 adj full service to agr	voided	453.00	49.6	22,468.80
Aug 2006 adj full service to agr	voided (Vista)	339.00	-49.6	-16,814.40
Aug 2006 adj full service to agr		453.00	-61.4	-27,814.20
Aug 2006 adj full service to agr	(Vista)	339.00	61.4	20,814.60
Sep 2006 adj full service to agr	voided	453.00	36.0	16,308.00
Sep 2006 adj full service to agr	voided (Vista)	339.00	-36.0	-12,204.00
Sep 2006 adj full service to agr		453.00	-34.4	-15,583.20
Sep 2006 adj full service to agr	(Vista)	339.00	34.4	11,661.60
Oct 2006 adj full service to agr	voided	453.00	29.3	13,272.90
Oct 2006 adj full service to agr	voided (Vista)	339.00	-29.3	-9,932.70
Oct 2006 adj full service to agr		453.00	-39.3	-17,349.90
Oct 2006 adj full service to agr	(Vista)	339.00	38.3	12,983.70
Nov 2006 adj full service to agr	voided	453.00	22.0	9,966.00
Nov 2006 adj full service to agr	voided (Vista)	339.00	-22.0	-7,458.00
Nov 2006 adj full service to agr		453.00	-23.2	-10,509.60
Nov 2006 adj full service to agr	(Vista)	339.00	23.2	7,864.80
Dec 2006 adj full service to agr	voided	453.00	6.2	2,808.60
Dec 2006 adj full service to agr	voided (Vista)	339.00	-6.2	-2,101.80
Dec 2006 adj full service to agr		453.00	-9.9	-4,484.70
Dec 2006 adj full service to agr	(Vista)	339.00	9.9	3,356.10
Jan 2007 adj full service to agr	voided	478.00	15.4	7,361.20
Jan 2007 adj full service to agr	voided (Vista)	364.00	-15.4	-5,605.60
Jan 2007 adj full service to agr		478.00	-16.3	-7,791.40
Jan 2007 adj full service to agr	(Vista)	364.00	16.3	5,933.20
Feb 2007 adj full service to agr	voided	478.00	12.5	5,975.00
Feb 2007 adj full service to agr	voided (Vista)	364.00	-12.5	-4,550.00
Feb 2007 adj full service to agr		478.00	-18.6	-8,890.80
Feb 2007 adj full service to agr	(Vista)	364.00	18.6	6,770.40
Mar 2007 adj full service to agr	voided	478.00	19.0	9,082.00
Mar 2007 adj full service to agr	voided (Vista)	364.00	-19.0	-6,916.00
Mar 2007 adj full service to agr		478.00	-20.3	-9,703.40
Mar 2007 adj full service to agr	(Vista)	364.00	20.3	7,389.20
Apr 2007 adj full service to agr	voided	478.00	41.0	19,598.00
Apr 2007 adj full service to agr	voided (Vista)	364.00	-41.0	-14,924.00
Apr 2007 adj full service to agr		478.00	-52.4	-25,047.20
Apr 2007 adj full service to agr	(Vista)	364.00	52.4	19,073.60
May 2007 adj full service to agr	voided	478.00	44.4	21,223.20
May 2007 adj full service to agr	voided (Vista)	364.00	-44.4	-16,161.60
May 2007 adj full service to agr		478.00	-46.2	-22,083.60
May 2007 adj full service to agr	(Vista)	364.00	46.2	16,816.80
Jun 2007 adj full service to agr	voided	478.00	61.5	29,397.00
Jun 2007 adj full service to agr	voided (Vista)	364.00	-61.5	-22,386.00
Jun 2007 adj full service to agr		478.00	-78.8	-37,686.40
Jun 2007 adj full service to agr	(Vista)	364.00	78.8	28,683.20
Jul 2007 adj full service to agr	voided	478.00	56.5	27,007.00
Jul 2007 adj full service to agr	voided (Vista)	364.00	-56.5	-20,566.00
Jul 2007 adj full service to agr		478.00	-61.0	-29,158.00
Jul 2007 adj full service to agr	(Vista)	364.00	61.0	22,204.00
Aug 2007 adj full service to agr		478.00	-65.7	-31,404.60
Aug 2007 adj full service to agr	(Vista)	364.00	65.7	23,914.80
Aug 2007 adj full service to agr	voided	478.00	51.5	24,617.00
Aug 2007 adj full service to agr	voided (Vista)	364.00	-51.5	-18,746.00
Sep 2007 adj full service to agr		478.00	-1,086.8	-519,490.40
Sep 2007 adj full service to agr	(Fallbrook)	364.00	1,086.8	395,595.20
Sep 2007 adj full service to agr	voided	478.00	90.5	43,259.00
Sep 2007 adj full service to agr	voided (Oceanside)	364.00	-90.5	-32,942.00
Sep 2007 adj full service to agr		478.00	-89.2	-42,637.60
Sep 2007 adj full service to agr	(Oceanside)	364.00	89.2	32,468.80
Sep 2007 adj full service to agr		478.00	-2.9	-1,386.20
Sep 2007 adj full service to agr	(Padre Dam)	364.00	2.9	1,055.60
Sep 2007 adj full service to agr		478.00	-55.8	-26,672.40
Sep 2007 adj full service to agr	(Rincon)	364.00	55.8	20,311.20
Sep 2007 adj full service to agr	voided	478.00	50.4	24,091.20
Sep 2007 adj full service to agr	voided (Vista)	364.00	-50.4	-18,345.60
Sep 2007 adj full service to agr		478.00	-53.4	-25,525.20
Sep 2007 adj full service to agr	(Vista)	364.00	53.4	19,437.60
Oct 2007 adj full service to agr		478.00	-63.0	-30,114.00

Agency Name	Invoice No.	Rev.	Bill Period	Page No.	Mailed On	Due On
San Diego County Water Authority	5856	0	November 2007	4 of 9	12-10-07	01-31-08

--- ADJUSTMENT ---

	Rate Per AF	Volume AF	Amount
Oct 2007 adj full service to agr (Carlsbad Municipal)	364.00	63.0	22,932.00
Oct 2007 adj full service to agr	478.00	-878.9	-420,114.20
Oct 2007 adj full service to agr (Fallbrook)	364.00	878.9	319,919.60
Oct 2007 adj full service to agr	478.00	-94.1	-44,979.80
Oct 2007 adj full service to agr (Oceanside)	364.00	94.1	34,252.40
Oct 2007 adj full service to agr	478.00	-79.3	-37,905.40
Oct 2007 adj full service to agr (Olivenhain)	364.00	79.3	28,865.20
Oct 2007 adj full service to agr	478.00	-13.4	-6,405.20
Oct 2007 adj full service to agr (Otay)	364.00	13.4	4,877.60
Oct 2007 adj full service to agr	478.00	-287.8	-137,568.40
Oct 2007 adj full service to agr (Padre Dam)	364.00	287.8	104,759.20
Oct 2007 adj full service to agr	478.00	-2,141.3	-1,023,541.40
Oct 2007 adj full service to agr (Rainbow)	364.00	2,141.3	779,433.20
Oct 2007 adj full service to agr	478.00	-236.3	-112,951.40
Oct 2007 adj full service to agr (Ramona)	364.00	236.3	86,013.20
Oct 2007 adj full service to agr	478.00	-52.8	-25,238.40
Oct 2007 adj full service to agr (Rincon)	364.00	52.8	19,219.20
Oct 2007 adj full service to agr	478.00	-2.1	-1,003.80
Oct 2007 adj full service to agr (Santa Fe Irrigation)	364.00	2.1	764.40
Oct 2007 adj full service to agr	478.00	-254.2	-121,507.60
Oct 2007 adj full service to agr (Vallecitos)	364.00	254.2	92,528.80
Oct 2007 adj full service to agr	478.00	-3,701.1	-1,769,125.80
Oct 2007 adj full service to agr (Valley Center)	364.00	3,701.1	1,347,200.40
Oct 2007 adj full service to agr	478.00	-578.9	-276,714.20
Oct 2007 adj full service to agr (Yuima)	364.00	578.9	210,719.60
OCT 2007 ADJ Surface Storage TO Scheduled SOLD VOIDED (San Diego CWA)	408.00	-5.4	-2,203.20
OCT 2007 ADJ Surface Storage TO Scheduled SOLD VOIDED (San Diego CWA)	408.00	-109.0	-44,472.00
OCT 2007 ADJ Surface Storage TO Scheduled SOLD (San Diego CWA)	408.00	5.4	2,203.20
OCT 2007 ADJ Surface Storage TO Scheduled SOLD (San Diego CWA)	408.00	156.0	63,648.00
Adjustment Subtotal		47.0	-1,077,116.40
SD-07 Total		11,035.6	4,175,434.40

Meter No SD-08

Treated Domestic	Constant	Previous Reading	Current Reading	Volume (Cu. Ft.)	Rate Desc
n/o Red Mtn. n/o Mission Rd.	100	30856124	31125180	26905600	Unbundled

--- DELIVERIES ---

	Rate Per AF	Volume AF	Amount
Tier 1 Supply Rate	73.00	617.7	45,092.10
System Access Rate	143.00	617.7	88,331.10
Water Stewardship Rate	25.00	617.7	15,442.50
System Power Rate	90.00	617.7	55,593.00
Treatment Surcharge	147.00	617.7	90,801.90
Delivery Subtotal		617.7	295,260.60
SD-08 Total		617.7	295,260.60

Meter No SD-09

Treated Domestic	Constant	Previous Reading	Current Reading	Volume (Cu. Ft.)	Rate Desc
w/o Rainbow Glen. Rd. n/o Red Mtn.	100	7001253	7001253	0	Unbundled

--- DELIVERIES ---

Rate Per AF	Volume AF	Amount
SD-09 Total	0.0	0.00

Meter No SD-11

Untreated Domestic	Constant	Previous Reading	Current Reading	Volume (Cu. Ft.)	Rate Desc
e/o Wilt Rd. n/o Dos Ninos Ave.	10,000	12706747	12798333	915860000	Unbundled

--- DELIVERIES ---

	Rate Per AF	Volume AF	Amount
Tier 1 Supply Rate	73.00	21,025.3	1,534,846.90

Agency Name	Invoice No.	Rev	Bill Period	Page No.	Mailed On	Due On
San Diego County Water Authority	5856	0	November 2007	5 of 9	12-10-07	01-31-08

--- DELIVERIES ---

	Rate Per AF	Volume AF	Amount
System Access Rate	143.00	21,025.3	3,006,617.90
Water Stewardship Rate	25.00	21,025.3	525,632.50
System Power Rate	90.00	21,025.3	1,892,277.00
Delivery Subtotal		21,025.3	6,959,374.30

--- ADJUSTMENT ---

	Rate Per AF	Volume AF	Amount
Nov 2005 adj full service to surface storage - Direct - (San Diego CWA) VOIDED	331.00	4,104.0	1,358,424.00
Nov 2005 adj full service to surface storage - Direct - (San Diego CWA)	331.00	-4,072.0	-1,347,832.00
Dec 2005 adj full service to surface storage - Direct - (San Diego CWA) VOIDED	331.00	5,836.0	1,931,716.00
Dec 2005 adj full service to surface storage - Direct - (San Diego CWA)	331.00	-5,824.0	-1,927,744.00
Jan 2006 adj full service to surface storage - Direct - (San Diego CWA) VOIDED	331.00	2,047.2	677,623.20
Jan 2006 adj full service to surface storage - Direct - (San Diego CWA)	331.00	-2,039.2	-674,975.20
Feb 2006 adj full service to surface storage - Direct - (San Diego CWA) VOIDED	331.00	6,097.0	2,018,107.00
Feb 2006 adj full service to surface storage - Direct - (San Diego CWA)	331.00	-6,102.0	-2,019,762.00
Mar 2006 adj full service to surface storage - Direct - (San Diego CWA) VOIDED	331.00	10,601.1	3,508,964.10
Mar 2006 adj full service to surface storage - Direct - (San Diego CWA)	331.00	-10,619.6	-3,515,087.60
Apr 2006 adj full service to surface storage - Direct - (San Diego CWA) VOIDED	331.00	9,956.5	3,295,601.50
Apr 2006 adj full service to surface storage - Direct - (San Diego CWA)	331.00	-10,160.5	-3,363,125.50
JUN 2006 ADJ Surface Storage TO Scheduled SOLD VOIDED (San Diego CWA)	261.00	-262.8	-68,590.80
JUN 2006 ADJ Surface Storage TO Scheduled SOLD VOIDED (San Diego CWA)	261.00	-4,695.0	-1,225,395.00
JUN 2006 ADJ Surface Storage TO Scheduled SOLD VOIDED (San Diego CWA)	261.00	-1,034.3	-269,952.30
JUN 2006 ADJ Surface Storage TO Scheduled SOLD VOIDED (San Diego CWA)	261.00	-918.7	-239,780.70
JUN 2006 ADJ Surface Storage TO Scheduled SOLD VOIDED (San Diego CWA)	261.00	-3,272.4	-854,096.40
JUN 2006 ADJ Surface Storage TO Scheduled SOLD (San Diego CWA)	261.00	262.8	68,590.80
JUN 2006 ADJ Surface Storage TO Scheduled SOLD (San Diego CWA)	261.00	4,695.0	1,225,395.00
JUN 2006 ADJ Surface Storage TO Scheduled SOLD (San Diego CWA)	261.00	1,034.3	269,952.30
JUN 2006 ADJ Surface Storage TO Scheduled SOLD (San Diego CWA)	261.00	918.7	239,780.70
JUN 2006 ADJ Surface Storage TO Scheduled SOLD (San Diego CWA)	261.00	3,072.4	801,896.40
JUL 2006 ADJ Surface Storage TO Scheduled SOLD VOIDED (San Diego CWA)	261.00	-139.0	-36,279.00
JUL 2006 ADJ Surface Storage TO Scheduled SOLD VOIDED (San Diego CWA)	261.00	-841.7	-219,683.70
JUL 2006 ADJ Surface Storage TO Scheduled SOLD VOIDED (San Diego CWA)	261.00	-906.4	-236,570.40
JUL 2006 ADJ Surface Storage TO Scheduled SOLD VOIDED (San Diego CWA)	261.00	-1,939.0	-506,079.00
JUL 2006 ADJ Surface Storage TO Scheduled SOLD VOIDED (San Diego CWA)	261.00	-147.8	-38,575.80
JUL 2006 ADJ Surface Storage TO Scheduled SOLD VOIDED (San Diego CWA)	261.00	-5,179.4	-1,351,823.40
JUL 2006 ADJ Surface Storage TO Scheduled SOLD VOIDED (San Diego CWA)	261.00	-2,047.2	-534,319.20
JUL 2006 ADJ Surface Storage TO Scheduled SOLD VOIDED (San Diego CWA)	261.00	-2,865.4	-747,869.40
JUL 2006 ADJ Surface Storage TO Scheduled SOLD (San Diego CWA)	261.00	315.0	82,215.00
JUL 2006 ADJ Surface Storage TO Scheduled SOLD (San Diego CWA)	261.00	841.7	219,683.70
JUL 2006 ADJ Surface Storage TO Scheduled SOLD (San Diego CWA)	261.00	906.4	236,570.40
JUL 2006 ADJ Surface Storage TO Scheduled SOLD (San Diego CWA)	261.00	999.6	260,895.60
JUL 2006 ADJ Surface Storage TO Scheduled SOLD (San Diego CWA)	261.00	5,824.0	1,520,064.00
JUL 2006 ADJ Surface Storage TO Scheduled SOLD (San Diego CWA)	261.00	2,039.2	532,231.20
JUL 2006 ADJ Surface Storage TO Scheduled SOLD (San Diego CWA)	261.00	3,108.0	811,188.00
AUG 2006 ADJ Surface Storage TO Scheduled SOLD VOIDED (San Diego CWA)	261.00	-358.3	-93,516.30
AUG 2006 ADJ Surface Storage TO Scheduled SOLD VOIDED (San Diego CWA)	261.00	-1,997.4	-521,321.40
AUG 2006 ADJ Surface Storage TO Scheduled SOLD VOIDED (San Diego CWA)	261.00	-3,231.6	-843,447.60
AUG 2006 ADJ Surface Storage TO Scheduled SOLD VOIDED (San Diego CWA)	261.00	-8,220.6	-2,145,576.60
AUG 2006 ADJ Surface Storage TO Scheduled SOLD (San Diego CWA)	261.00	2,297.3	599,595.30
AUG 2006 ADJ Surface Storage TO Scheduled SOLD (San Diego CWA)	261.00	2,994.0	781,434.00
AUG 2006 ADJ Surface Storage TO Scheduled SOLD (San Diego CWA)	261.00	8,274.7	2,159,696.70
SEP 2006 ADJ Surface Storage TO Scheduled SOLD VOIDED (San Diego CWA)	261.00	-176.0	-45,936.00
SEP 2006 ADJ Surface Storage TO Scheduled SOLD VOIDED (San Diego CWA)	261.00	-1,560.1	-407,186.10
SEP 2006 ADJ Surface Storage TO Scheduled SOLD VOIDED (San Diego CWA)	261.00	-683.8	-178,471.80
SEP 2006 ADJ Surface Storage TO Scheduled SOLD VOIDED (San Diego CWA)	261.00	-656.6	-171,372.60
SEP 2006 ADJ Surface Storage TO Scheduled SOLD VOIDED (San Diego CWA)	261.00	-2,380.5	-621,310.50
SEP 2006 ADJ Surface Storage TO Scheduled SOLD VOIDED (San Diego CWA)	261.00	-5,578.8	-1,456,066.80
SEP 2006 ADJ Surface Storage TO Scheduled SOLD (San Diego CWA)	261.00	3,557.5	928,507.50
SEP 2006 ADJ Surface Storage TO Scheduled SOLD (San Diego CWA)	261.00	2,344.9	612,018.90
SEP 2006 ADJ Surface Storage TO Scheduled SOLD (San Diego CWA)	261.00	5,612.8	1,464,940.80
Oct 2006 adj full service to agr voided	331.00	35.3	11,684.30
Oct 2006 adj full service to agr voided (Vista)	241.00	-35.3	-8,507.30
Oct 2006 adj full service to agr	331.00	-46.3	-15,325.30
Oct 2006 adj full service to agr (Vista)	241.00	46.3	11,158.30
OCT 2006 ADJ Surface Storage TO Scheduled SOLD VOIDED (San Diego CWA)	261.00	-2,883.3	-752,541.30
OCT 2006 ADJ Surface Storage TO Scheduled SOLD VOIDED (San Diego CWA)	261.00	-4,377.7	-1,142,579.70
OCT 2006 ADJ Surface Storage TO Scheduled SOLD VOIDED (San Diego CWA)	261.00	-899.7	-234,821.70
OCT 2006 ADJ Surface Storage TO Scheduled SOLD (San Diego CWA)	261.00	2,883.3	752,541.30

Agency Name	Invoice No.	Rev	Bill Period	Page No.	Mailed On	Due On
San Diego County Water Authority	5856	0	November 2007	6 of 9	12-10-07	01-31-08

--- ADJUSTMENT ---

	Rate Per AF	Volume AF	Amount
OCT 2006 ADJ Surface Storage TO Scheduled SOLD (San Diego CWA)	261.00	4,547.7	1,186,949.70
OCT 2006 ADJ Surface Storage TO Scheduled SOLD (San Diego CWA)	261.00	899.4	234,743.40
Nov 2006 adj full service to agr voided	331.00	24.3	8,043.30
Nov 2006 adj full service to agr voided (Vista)	241.00	-24.3	-5,856.30
Nov 2006 adj full service to agr	331.00	-25.5	-8,440.50
Nov 2006 adj full service to agr (Vista)	241.00	25.5	6,145.50
Dec 2006 adj full service to agr voided	331.00	17.0	5,627.00
Dec 2006 adj full service to agr voided (Vista)	241.00	-17.0	-4,097.00
Dec 2006 adj full service to agr	331.00	-27.3	-9,036.30
Dec 2006 adj full service to agr (Vista)	241.00	27.3	6,579.30
Jan 2007 adj full service to agr voided	331.00	17.7	5,858.70
Jan 2007 adj full service to agr voided (Vista)	241.00	-17.7	-4,265.70
Jan 2007 adj full service to agr	331.00	-18.8	-6,222.80
Jan 2007 adj full service to agr (Vista)	241.00	18.8	4,530.80
Feb 2007 adj full service to agr voided	331.00	9.9	3,276.90
Feb 2007 adj full service to agr voided (Vista)	241.00	-9.9	-2,385.90
Mar 2007 adj full service to agr voided	331.00	8.4	2,780.40
Mar 2007 adj full service to agr voided (Vista)	241.00	-8.4	-2,024.40
Mar 2007 adj full service to agr	331.00	-8.8	-2,912.80
Mar 2007 adj full service to agr (Vista)	241.00	8.8	2,120.80
Apr 2007 adj full service to agr voided	331.00	27.7	9,168.70
Apr 2007 adj full service to agr voided (Vista)	241.00	-27.7	-6,675.70
Apr 2007 adj full service to agr	331.00	-35.5	-11,750.50
Apr 2007 adj full service to agr (Vista)	241.00	35.5	8,555.50
May 2007 adj full service to agr voided	331.00	17.8	5,891.80
May 2007 adj full service to agr voided (Vista)	241.00	-17.8	-4,289.80
May 2007 adj full service to agr	331.00	-19.6	-6,156.60
May 2007 adj full service to agr (Vista)	241.00	18.6	4,482.60
Jun 2007 adj full service to agr voided	331.00	13.4	4,435.40
Jun 2007 adj full service to agr voided (Vista)	241.00	-13.4	-3,229.40
Jun 2007 adj full service to agr	331.00	-17.2	-5,693.20
Jun 2007 adj full service to agr (Vista)	241.00	17.2	4,145.20
Jul 2007 adj full service to agr voided	331.00	33.4	11,055.40
Jul 2007 adj full service to agr voided (Vista)	241.00	-33.4	-8,049.40
Jul 2007 adj full service to agr	331.00	-36.0	-11,916.00
Jul 2007 adj full service to agr (Vista)	241.00	36.0	8,676.00
Aug 2007 adj full service to agr	331.00	-38.8	-12,842.80
Aug 2007 adj full service to agr (Vista)	241.00	38.8	9,350.80
Aug 2007 adj full service to agr voided	331.00	30.4	10,062.40
Aug 2007 adj full service to agr voided (Vista)	241.00	-30.4	-7,326.40
Sep 2007 adj full service to agr voided	331.00	159.2	52,695.20
Sep 2007 adj full service to agr voided (Oceanside)	241.00	-159.2	-38,367.20
Sep 2007 adj full service to agr	331.00	-156.7	-51,867.70
Sep 2007 adj full service to agr (Oceanside)	241.00	156.7	37,764.70
Sep 2007 adj full service to agr	331.00	-45.0	-14,895.00
Sep 2007 adj full service to agr (Poway)	241.00	45.0	10,845.00
Sep 2007 adj full service to agr voided	331.00	28.8	9,532.80
Sep 2007 adj full service to agr voided (Vista)	241.00	-28.8	-6,940.80
Sep 2007 adj full service to agr	331.00	-30.6	-10,128.60
Sep 2007 adj full service to agr (Vista)	241.00	30.6	7,374.60
Oct 2007 adj full service to agr	331.00	-524.1	-173,477.10
Oct 2007 adj full service to agr (Escondido)	241.00	524.1	126,308.10
Oct 2007 adj full service to agr	331.00	-214.8	-71,098.80
Oct 2007 adj full service to agr (Oceanside)	241.00	214.8	51,766.80
Oct 2007 adj full service to agr	331.00	-21.2	-7,017.20
Oct 2007 adj full service to agr (Olivenhain)	241.00	21.2	5,109.20
Oct 2007 adj full service to agr	331.00	-24.0	-7,944.00
Oct 2007 adj full service to agr (Santa Fe Irrigation)	241.00	24.0	5,784.00
OCT 2007 ADJ Surface Storage TO Scheduled SOLD VOIDED (San Diego CWA)	261.00	-299.5	-78,169.50
OCT 2007 ADJ Surface Storage TO Scheduled SOLD VOIDED (San Diego CWA)	261.00	-747.1	-194,993.10
OCT 2007 ADJ Surface Storage TO Scheduled SOLD VOIDED (San Diego CWA)	261.00	-1,515.9	-395,649.90
OCT 2007 ADJ Surface Storage TO Scheduled SOLD VOIDED (San Diego CWA)	261.00	-3,005.9	-784,539.90
OCT 2007 ADJ Surface Storage TO Scheduled SOLD VOIDED (San Diego CWA)	261.00	-1,643.8	-429,031.80
OCT 2007 ADJ Surface Storage TO Scheduled SOLD (San Diego CWA)	261.00	299.5	78,169.50
OCT 2007 ADJ Surface Storage TO Scheduled SOLD (San Diego CWA)	261.00	747.1	194,993.10
OCT 2007 ADJ Surface Storage TO Scheduled SOLD (San Diego CWA)	261.00	0.3	78.30
OCT 2007 ADJ Surface Storage TO Scheduled SOLD (San Diego CWA)	261.00	3,005.9	784,539.90
OCT 2007 ADJ Surface Storage TO Scheduled SOLD (San Diego CWA)	261.00	3,444.4	898,988.40

Agency Name	Invoice No.	Rev.	Bill Period	Page No.	Mailed On	Due On
San Diego County Water Authority	5856	0	November 2007	7 of 9	12-10-07	01-31-08

--- ADJUSTMENT ---

	Rate Per AF	Volume AF	Amount
Nov 2007 adj exch iid to sdcwa	331.00	-5,958.3	-1,972,197.30
Nov 2007 adj exch iid to sdcwa (San Diego CWA)	258.00		1,537,241.40
Nov 2007 adj full service to surface storage - Direct - (San Diego CWA)	331.00	-6,284.1	-2,080,037.10
Adjustment Subtotal		-11,957.7	-2,530,902.30
SD-11 Total		9,067.6	4,428,472.00

Meter No SD-DS1

Desalted	Constant	Previous Reading	Current Reading	Volume (Cu. Ft.)	Rate Desc
Desalted		N/A	N/A	N/A	Unbundled

--- ADJUSTMENT ---

	Rate Per AF	Volume AF	Amount
Nov 2007 lppds contribution	160.00	147.5	-23,600.00
Adjustment Subtotal		147.5	-23,600.00
SD-DS1 Total		147.5	-23,600.00

Meter No SD-GRP1

Recovered	Constant	Previous Reading	Current Reading	Volume (Cu. Ft.)	Rate Desc
Recovered Greenbelt		N/A	N/A	N/A	Unbundled

--- ADJUSTMENT ---

	Rate Per AF	Volume AF	Amount
NOV 2007 GRP	503.00	306.8	154,320.40
NOV 2007 GRP	753.00		-231,020.40
Adjustment Subtotal		306.8	-76,700.00
SD-GRP1 Total		306.8	-76,700.00

Meter No SD-RCL1

Reclaimed	Constant	Previous Reading	Current Reading	Volume (Cu. Ft.)	Rate Desc
Reclaimed		N/A	N/A	N/A	Unbundled

--- ADJUSTMENT ---

	Rate Per AF	Volume AF	Amount
Nov 2007 lrp contribution	250.00	35.3	-8,825.00
Adjustment Subtotal		35.3	-8,825.00
SD-RCL1 Total		35.3	-8,825.00

Meter No SD-RCL12

Reclaimed	Constant	Previous Reading	Current Reading	Volume (Cu. Ft.)	Rate Desc
Reclaimed		N/A	N/A	N/A	Unbundled

--- ADJUSTMENT ---

	Rate Per AF	Volume AF	Amount
Oct 2007 lrp contribution	250.00	83.9	-20,975.00
Adjustment Subtotal		83.9	-20,975.00
SD-RCL12 Total		83.9	-20,975.00

Meter No SD-RCL13

Reclaimed	Constant	Previous Reading	Current Reading	Volume (Cu. Ft.)	Rate Desc
Reclaimed		N/A	N/A	N/A	Unbundled

--- ADJUSTMENT ---

Rate Per AF	Volume AF	Amount
-------------	-----------	--------

Agency Name	Invoice No.	Rev	Bill Period	Page No.	Mailed On	Due On
San Diego County Water Authority	5856	0	November 2007	8 of 9	12-10-07	01-31-08

--- ADJUSTMENT ---

	Rate Per AF	Volume AF	Amount
Oct 2007 contribution	250.00	109.0	-27,250.00
Nov 2007 contribution	250.00	62.1	-15,525.00
Adjustment Subtotal		171.1	-42,775.00
SD-RCL13 Total		171.1	-42,775.00

Meter No SD-RCL15

Reclaimed	Constant	Previous Reading	Current Reading	Volume (Cu. Ft.)	Rate Desc.
Reclaimed		N/A	N/A	N/A	Unbundled

--- ADJUSTMENT ---

	Rate Per AF	Volume AF	Amount
Nov 2007 contribution	150.00	100.1	-15,015.00
Adjustment Subtotal		100.1	-15,015.00
SD-RCL15 Total		100.1	-15,015.00

Meter No SD-RCL5

Reclaimed	Constant	Previous Reading	Current Reading	Volume (Cu. Ft.)	Rate Desc.
Reclaimed		N/A	N/A	N/A	Unbundled

--- ADJUSTMENT ---

	Rate Per AF	Volume AF	Amount
OCT 2007 LPPRE	113.00	12.8	1,446.40
OCT 2007 LPPRE	267.00		-3,417.60
Adjustment Subtotal		12.8	-1,971.20
SD-RCL5 Total		12.8	-1,971.20

Meter No SD-RCL6

Reclaimed	Constant	Previous Reading	Current Reading	Volume (Cu. Ft.)	Rate Desc.
Reclaimed		N/A	N/A	N/A	Unbundled

--- ADJUSTMENT ---

	Rate Per AF	Volume AF	Amount
Oct 2007 lrp contribution	185.00	493.0	-91,205.00
Adjustment Subtotal		493.0	-91,205.00
SD-RCL6 Total		493.0	-91,205.00

Meter No SD-RCL8

Reclaimed	Constant	Previous Reading	Current Reading	Volume (Cu. Ft.)	Rate Desc.
Reclaimed		N/A	N/A	N/A	Unbundled

--- ADJUSTMENT ---

	Rate Per AF	Volume AF	Amount
Oct 2007 lrp contribution	200.00	355.5	-71,100.00
Adjustment Subtotal		355.5	-71,100.00
SD-RCL8 Total		355.5	-71,100.00

Meter No SD-RCL9

Reclaimed	Constant	Previous Reading	Current Reading	Volume (Cu. Ft.)	Rate Desc.
Reclaimed		N/A	N/A	N/A	Unbundled

--- ADJUSTMENT ---

	Rate Per AF	Volume AF	Amount
OCT 2007 LPPRE	113.00	20.7	2,339.10

Agency Name	Invoice No.	Rev.	Bill Period	Page No.	Mailed On	Due On
San Diego County Water Authority	5856	0	November 2007	9 of 9	12-10-07	01-31-08

--- ADJUSTMENT ---

	Rate Per AF	Volume AF	Amount
OCT 2007 LPPRE	267.00		-5,526.90
Adjustment Subtotal		20.7	-3,187.80
SD-RCL9 Total		20.7	-3,187.80

Meter No SDTJ-01A

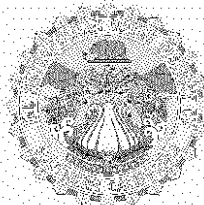
Treated Domestic	Constant	Previous Reading	Current Reading	Volume (Cu. Ft.)	Rate Desc.
San Diego-Tijuana	133.68	178696	178696	0	Unbundled

--- DELIVERIES ---

	Rate Per AF	Volume AF	Amount
Delivery Subtotal		0.0	0.00
SDTJ-01A Total		0.0	0.00

VOLUME TOTAL	INVOICE TOTAL
46,498.9	\$17,813,003.00

This invoice was printed on 12/7/2007 at 12:59:59PM

**MWD**

METROPOLITAN WATER DISTRICT OF SOUTHERN CALIFORNIA

700 North Alameda Street

Los Angeles, CA, 90012-2944

INVOICE**Billed To:**

San Diego County Water Authority

**Service Address**4677 Overland Avenue
San Diego, CA 92123-1233

December 2007	Page No. 1 of 2
Mailed: 01/10/2008	Due Date: 02/29/2008
Invoice Number: 5884	Revision: 0

NOTICE

The MWD Administrative Code Section 4507 and 4508 require that payment must be made in "Good Funds" by the due date or the payment will be considered delinquent and an additional charge shall be assessed.

DELIVERIES

	Volume (AF)
Total Water Treated Delivered	10,106.5
Total Water Untreated Delivered	30,603.9

SALES

	Type	Volume (AF)	Rate (\$ /AF)	Total (\$)
Full Service	Tier 1 Supply Rate	18,874.9	\$73.00	\$1,377,867.70
	System Access Rate	18,874.9	\$143.00	\$2,699,110.70
	Water Stewardship Rate	18,874.9	\$25.00	\$471,872.50
	System Power Rate	18,874.9	\$90.00	\$1,698,741.00
	Treatment Surcharge	4,756.8	\$147.00	\$699,249.60
Adjust Full Service Prior Rates				
Certification(s) for 200501 to 200512 for Domestic	Treated	-44.4	\$443.00	(\$19,669.20)
Certification(s) for 200601 to 200612 for Domestic	Treated	-395.2	\$453.00	(\$179,025.60)
Certification(s) for 200501 to 200512 for Domestic	Untreated	24.9	\$331.00	\$8,241.90
Certification(s) for 200601 to 200612 for Domestic	Untreated	-97.9	\$331.00	(\$32,404.90)
IAWP	Treated	5,643.5		\$2,042,800.00
	Untreated	54.3		\$13,086.30
SUBTOTAL				\$8,779,870.00

WATER MANAGEMENT

	Volume (AF)	Total (\$)
Local Resource Programs	2,074.4	(\$460,618.00)
SUBTOTAL		(\$460,618.00)

EXCHANGES, WHEELING, AND OTHER DELIVERIES

IID San Diego Exchange UnTreated	7,583.4	\$1,956,517.20
		\$1,956,517.20

OTHER CHARGES AND CREDITS

		Rate (\$ /AF)	
Conservation Credit			(\$148,170.00)
Tier 2 Surcharge for 2007	11,234.8	\$96.00	\$1,078,540.80
SUBTOTAL			\$930,370.80

ADDITIONAL INFORMATION

	Volume (AF)	Tier1 %	Peak Day	Flow (CFS)
Purchase Order Commitment (Jan 2003 to Dec 2012)	3,342,570.6			
Purchase Order Firm Delivery To Date (Jan 2003 to Dec 2012)	2,493,103.2			
Tier 1 Annual Limit (For Current Calendar Year)	501,385.6			
Tier 1 YTD Deliveries (For Current Calendar Year)	501,385.6	100.0		
Tier 1 Current Month Deliveries	18,874.9			
Tier 2 YTD Deliveries	11,234.8			
Capacity Charge			5/4/2004	1,296.0
Annual Peak Flow			5/9/2007	1,341.2
Summer Peak Flow			5/9/2007	1,341.2

MWD2010-00275079

Agency Name	Invoice No.	Rev.	Bill Period	Page No.	Mailed On	Due On
San Diego County Water Authority	5884	0	December 2007	2 of 2	01-10-08	02-29-08

INVOICE TOTAL

Volume AF
26,134.5

Amount Now Due
\$11,206,140.00

Note: Amount Due is based on highlighted fields



MWD
 METROPOLITAN WATER DISTRICT OF SOUTHERN CALIFORNIA
 700 North Alameda Street
 Los Angeles, CA, 90012-2944

INVOICE DETAIL

NOTICE

The MWD Administrative Code Section 4507 and 4508 require that payment must be made in "Good Funds" by the due date or the payment will be considered delinquent and an additional charge shall be assessed.

IN ACCORDANCE WITH READINGS AND BILLING DATA LISTED BELOW

Agency Name	Invoice No.	Rev.	Bill Period	Page No.	Mailed On	Due On
San Diego County Water Authority	5884	0	December 2007	1 of 8	01-10-08	02-29-08

Meter No CM-10

Treated	Constant	Previous Reading	Current Reading	Volume (Cu. Ft.)	Rate Desc.
Treated Domestic		0	0	0	Unbundled

--- ADJUSTMENT ---	Rate Per AF	Volume AF	Amount
DEC 2007 - OC to SD Transfer	478.00	43.2	20,649.60
Adjustment Subtotal		43.2	20,649.60
CM-10 Total		43.2	20,649.60

Meter No SD-01A

Treated Domestic	Constant	Previous Reading	Current Reading	Volume (Cu. Ft.)	Rate Desc.
Rainbow Cyn. Rd. e/o Frontage Rd.	1,000	21937576	22012840	75264000	Unbundled

--- DELIVERIES ---	Rate Per AF	Volume AF	Amount
Tier 1 Supply Rate	73.00	1,727.8	126,129.40
System Access Rate	143.00	1,727.8	247,075.40
Water Stewardship Rate	25.00	1,727.8	43,195.00
System Power Rate	90.00	1,727.8	155,502.00
Treatment Surcharge	147.00	1,727.8	253,986.60
Delivery Subtotal		1,727.8	825,888.40
SD-01A Total		1,727.8	825,888.40

Meter No SD-01B

Treated Domestic	Constant	Previous Reading	Current Reading	Volume (Cu. Ft.)	Rate Desc.
Rainbow Cyn. Rd. e/o Frontage Rd.	1,000	21624958	21691960	67002000	Unbundled

--- DELIVERIES ---	Rate Per AF	Volume AF	Amount
Tier 1 Supply Rate	73.00	1,538.2	112,288.60
System Access Rate	143.00	1,538.2	219,962.60
Water Stewardship Rate	25.00	1,538.2	38,455.00
System Power Rate	90.00	1,538.2	138,438.00
Treatment Surcharge	147.00	1,538.2	226,115.40
Delivery Subtotal		1,538.2	735,259.60
SD-01B Total		1,538.2	735,259.60

Meter No SD-02

Treated Domestic	Constant	Previous Reading	Current Reading	Volume (Cu. Ft.)	Rate Desc.
w/o Rainbow Glen Rd.	100	21185076	21233580	4850400	Unbundled

Agency Name	Invoice No.	Rev	Bill Period	Page No.	Mailed On	Due On
San Diego County Water Authority	5884	0	December 2007	2 of 8	01-10-08	02-29-08

--- DELIVERIES ---

	Rate Per AF	Volume AF	Amount
Tier 1 Supply Rate	73.00	111.3	8,124.90
System Access Rate	143.00	111.3	15,915.90
Water Stewardship Rate	25.00	111.3	2,782.50
System Power Rate	90.00	111.3	10,017.00
Treatment Surcharge	147.00	111.3	16,361.10
Delivery Subtotal		111.3	53,201.40
SD-02 Total		111.3	53,201.40

Meter No SD-03

Untreated Domestic	Constant	Previous Reading	Current Reading	Volume (Cu. Ft.)	Rate Desc.
Rainbow Cyn. Rd. e/o Frontage Rd.	1,000	66820616	67194992	374376000	Unbundled

--- DELIVERIES ---

	Rate Per AF	Volume AF	Amount
Tier 1 Supply Rate	73.00	8,594.5	627,398.50
System Access Rate	143.00	8,594.5	1,229,013.50
Water Stewardship Rate	25.00	8,594.5	214,862.50
System Power Rate	90.00	8,594.5	773,505.00
Delivery Subtotal		8,594.5	2,844,779.50
SD-03 Total		8,594.5	2,844,779.50

Meter No SD-05

Treated Domestic	Constant	Previous Reading	Current Reading	Volume (Cu. Ft.)	Rate Desc.
s/o Reche Rd. w/o Wilt Rd.	100	7011167	7016316	514900	Unbundled

--- DELIVERIES ---

	Rate Per AF	Volume AF	Amount
Tier 1 Supply Rate	73.00	11.8	861.40
System Access Rate	143.00	11.8	1,687.40
Water Stewardship Rate	25.00	11.8	295.00
System Power Rate	90.00	11.8	1,062.00
Treatment Surcharge	147.00	11.8	1,734.60
Delivery Subtotal		11.8	5,640.40
SD-05 Total		11.8	5,640.40

Meter No SD-07

Treated Domestic	Constant	Previous Reading	Current Reading	Volume (Cu. Ft.)	Rate Desc.
e/o Wilt Rd. n/o Dos Ninos Ave.	1,000	105549488	105829544	280056000	Unbundled

--- DELIVERIES ---

	Rate Per AF	Volume AF	Amount
Tier 1 Supply Rate	73.00	6,429.2	469,331.60
System Access Rate	143.00	6,429.2	919,375.60
Water Stewardship Rate	25.00	6,429.2	160,730.00
System Power Rate	90.00	6,429.2	578,628.00
Treatment Surcharge	147.00	6,429.2	945,092.40
Delivery Subtotal		6,429.2	3,073,157.60

--- ADJUSTMENT ---

	Rate Per AF	Volume AF	Amount
Jul 2005 adj full service to agr voided	443.00	2,712.6	1,201,681.80
Jul 2005 adj full service to agr voided (Rainbow)	329.00	-2,712.6	-892,445.40
Jul 2005 adj full service to agr voided (Rainbow)	443.00	-2,714.0	-1,202,302.00
Jul 2005 adj full service to agr voided (Rainbow)	329.00	2,714.0	892,906.00
Aug 2005 adj full service to agr voided	443.00	2,764.7	1,224,762.10
Aug 2005 adj full service to agr voided (Rainbow)	329.00	-2,764.7	-909,586.30
Aug 2005 adj full service to agr voided (Rainbow)	443.00	-2,792.5	-1,237,077.50
Aug 2005 adj full service to agr voided (Rainbow)	329.00	2,792.5	918,732.50
Sep 2005 adj full service to agr voided	443.00	2,463.7	1,091,419.10
Sep 2005 adj full service to agr voided (Rainbow)	329.00	-2,463.7	-810,557.30

Agency Name	Invoice No.	Rev	Bill Period	Page No.	Mailed On	Due On
San Diego County Water Authority	5884	0	December 2007	3 of 8	01-10-08	02-29-08

--- ADJUSTMENT ---

	Rate Per AF	Volume AF	Amount
Sep 2005 adj full service to agr	443.00	-2,478.8	-1,098,108.40
Sep 2005 adj full service to agr (Rainbow)	329.00	2,478.8	815,525.20
Oct 2005 adj full service to agr voided	443.00	1,755.1	777,509.30
Oct 2005 adj full service to agr voided (Rainbow)	329.00	-1,755.1	-577,427.90
Oct 2005 adj full service to agr	443.00	-1,758.1	-778,838.30
Oct 2005 adj full service to agr (Rainbow)	329.00	1,758.1	578,414.90
Nov 2005 adj full service to agr voided	443.00	1,825.9	808,873.70
Nov 2005 adj full service to agr voided (Rainbow)	329.00	-1,825.9	-600,721.10
Nov 2005 adj full service to agr	443.00	-1,798.6	-796,779.80
Nov 2005 adj full service to agr (Rainbow)	329.00	1,798.6	591,739.40
Dec 2005 adj full service to agr voided	443.00	1,698.9	752,612.70
Dec 2005 adj full service to agr voided (Rainbow)	329.00	-1,698.9	-558,938.10
Dec 2005 adj full service to agr	443.00	-1,723.3	-763,421.90
Dec 2005 adj full service to agr (Rainbow)	329.00	1,723.3	566,965.70
Jan 2006 adj full service to agr voided	453.00	1,237.4	560,542.20
Jan 2006 adj full service to agr voided (Rainbow)	339.00	-1,237.4	-419,478.60
Jan 2006 adj full service to agr	453.00	-1,248.8	-565,706.40
Jan 2006 adj full service to agr (Rainbow)	339.00	1,248.8	423,343.20
Feb 2006 adj full service to agr voided	453.00	480.1	217,485.30
Feb 2006 adj full service to agr voided (Fallbrook)	339.00	-480.1	-162,753.90
Feb 2006 adj full service to agr	453.00	-437.5	-198,187.50
Feb 2006 adj full service to agr (Fallbrook)	339.00	437.5	148,312.50
Feb 2006 adj full service to agr voided	453.00	1,323.3	599,454.90
Feb 2006 adj full service to agr voided (Rainbow)	339.00	-1,323.3	-448,598.70
Feb 2006 adj full service to agr	453.00	-1,281.2	-580,383.60
Feb 2006 adj full service to agr (Rainbow)	339.00	1,281.2	434,326.80
Mar 2006 adj full service to agr voided	453.00	355.7	161,132.10
Mar 2006 adj full service to agr voided (Rainbow)	339.00	-355.7	-120,582.30
Mar 2006 adj full service to agr	453.00	-391.3	-177,258.90
Mar 2006 adj full service to agr (Rainbow)	339.00	391.3	132,650.70
Apr 2006 adj full service to agr voided	453.00	271.1	122,808.30
Apr 2006 adj full service to agr voided (Rainbow)	339.00	-271.1	-91,902.90
Apr 2006 adj full service to agr	453.00	-471.9	-213,770.70
Apr 2006 adj full service to agr (Rainbow)	339.00	471.9	159,974.10
May 2006 adj full service to agr voided	453.00	1,555.4	704,596.20
May 2006 adj full service to agr voided (Rainbow)	339.00	-1,555.4	-527,280.60
May 2006 adj full service to agr	453.00	-1,788.9	-810,371.70
May 2006 adj full service to agr (Rainbow)	339.00	1,788.9	606,437.10
Jun 2006 adj full service to agr voided	453.00	2,299.8	1,041,809.40
Jun 2006 adj full service to agr voided (Rainbow)	339.00	-2,299.8	-779,632.20
Jun 2006 adj full service to agr	453.00	-2,298.4	-1,041,175.20
Jun 2006 adj full service to agr (Rainbow)	339.00	2,298.4	779,157.60
Jan 2007 adj full service to agr voided	478.00	3.2	1,529.60
Jan 2007 adj full service to agr voided (Lakeside W.D.)	364.00	-3.2	-1,164.80
Jan 2007 adj full service to agr	478.00	-3.8	-1,816.40
Jan 2007 adj full service to agr (Lakeside W.D.)	364.00	3.8	1,383.20
Feb 2007 adj full service to agr	478.00	-0.1	-47.80
Feb 2007 adj full service to agr (Lakeside W.D.)	364.00	0.1	36.40
Mar 2007 adj full service to agr voided	478.00	2.9	1,386.20
Mar 2007 adj full service to agr voided (Lakeside W.D.)	364.00	-2.9	-1,055.60
Mar 2007 adj full service to agr	478.00	-2.2	-1,051.60
Mar 2007 adj full service to agr (Lakeside W.D.)	364.00	2.2	800.80
Apr 2007 adj full service to agr	478.00	-0.1	-47.80
Apr 2007 adj full service to agr (Lakeside W.D.)	364.00	0.1	36.40
May 2007 adj full service to agr voided	478.00	6.3	3,011.40
May 2007 adj full service to agr voided (Lakeside W.D.)	364.00	-6.3	-2,293.20
May 2007 adj full service to agr	478.00	-6.4	-3,059.20
May 2007 adj full service to agr (Lakeside W.D.)	364.00	6.4	2,329.60
Jun 2007 adj full service to agr	478.00	-0.3	-143.40
Jun 2007 adj full service to agr (Lakeside W.D.)	364.00	0.3	109.20
Jul 2007 adj full service to agr voided	478.00	7.0	3,346.00
Jul 2007 adj full service to agr voided (Lakeside W.D.)	364.00	-7.0	-2,548.00
Jul 2007 adj full service to agr	478.00	-8.5	-4,063.00
Jul 2007 adj full service to agr (Lakeside W.D.)	364.00	8.5	3,094.00
Aug 2007 adj full service to agr	478.00	-1.5	-717.00
Aug 2007 adj full service to agr (Lakeside W.D.)	364.00	1.5	546.00

Agency Name	Invoice No.	Rev.	Bill Period	Page No.	Mailed On	Due On
San Diego County Water Authority	5884	0	December 2007	4 of 8	01-10-08	02-29-08

--- ADJUSTMENT ---

	Rate Per AF	Volume AF	Amount
Sep 2007 adj full service to agr	478.00	-7.3	-3,489.40
Sep 2007 adj full service to agr (Lakeside W.D.)	364.00	7.3	2,657.20
Sep 2007 adj full service to agr voided	478.00	1,086.8	519,490.40
Sep 2007 adj full service to agr voided (Fallbrook)	364.00	-1,086.8	-395,595.20
Oct 2007 adj full service to agr	478.00	-51.2	-24,473.60
Oct 2007 adj full service to agr (Vista)	364.00	51.2	18,636.80
Nov 2007 adj full service to agr	478.00	-1,718.7	-821,538.60
Nov 2007 adj full service to agr (Rainbow)	364.00	1,718.7	625,606.80
Nov 2007 adj full service to agr	478.00	-554.0	-264,812.00
Nov 2007 adj full service to agr (Yuima)	364.00	554.0	201,656.00
Nov 2007 adj full service to agr	478.00	-2,826.0	-1,350,828.00
Nov 2007 adj full service to agr (Valley Center)	364.00	2,826.0	1,028,664.00
Nov 2007 adj full service to agr	478.00	-182.2	-87,091.60
Nov 2007 adj full service to agr (Vallecitos)	364.00	182.2	66,320.80
Nov 2007 adj full service to agr	478.00	-101.4	-48,469.20
Nov 2007 adj full service to agr (Ramona)	364.00	101.4	36,909.60
Nov 2007 adj full service to agr	478.00	-7.8	-3,728.40
Nov 2007 adj full service to agr (Otay)	364.00	7.8	2,839.20
Nov 2007 adj full service to agr	478.00	-786.3	-375,851.40
Nov 2007 adj full service to agr (Fallbrook)	364.00	786.3	286,213.20
Nov 2007 adj full service to agr	478.00	-51.8	-24,760.40
Nov 2007 adj full service to agr (Olivenhain)	364.00	51.8	18,855.20
Nov 2007 adj full service to agr	478.00	-0.5	-239.00
Nov 2007 adj full service to agr (Santa Fe Irrigation)	364.00	0.5	182.00
Nov 2007 adj full service to surface storage - Direct - (San Diego CWA)	478.00	-189.0	-90,342.00
Adjustment Subtotal		-189.0	-733,701.00
SD-07 Total		6,240.2	2,339,456.60

Meter No SD-08

Treated Domestic	Constant	Previous Reading	Current Reading	Volume (Cu. Ft.)	Rate Desc.
n/o Red Mtn. n/o Mission Rd.	100	31125180	31250732	12555200	Unbundled

--- DELIVERIES ---

	Rate Per AF	Volume AF	Amount
Tier 1 Supply Rate	73.00	288.2	21,038.60
System Access Rate	143.00	288.2	41,212.60
Water Stewardship Rate	25.00	288.2	7,205.00
System Power Rate	90.00	288.2	25,938.00
Treatment Surcharge	147.00	288.2	42,365.40
Delivery Subtotal		288.2	137,759.60
SD-08 Total		288.2	137,759.60

Meter No SD-09

Treated Domestic	Constant	Previous Reading	Current Reading	Volume (Cu. Ft.)	Rate Desc.
w/o Rainbow Glen. Rd. n/o Red Mtn.	100	7001253	7001253	0	Unbundled

--- DELIVERIES ---

	Rate Per AF	Volume AF	Amount
SD-09 Total		0.0	0.00

Meter No SD-11

Untreated Domestic	Constant	Previous Reading	Current Reading	Volume (Cu. Ft.)	Rate Desc.
e/o Willt Rd. n/o Dos Ninos Ave.	10,000	12798333	12894206	958730000	Unbundled

--- DELIVERIES ---

	Rate Per AF	Volume AF	Amount
Tier 1 Supply Rate	73.00	22,009.4	1,606,686.20
System Access Rate	143.00	22,009.4	3,147,344.20
Water Stewardship Rate	25.00	22,009.4	550,235.00
System Power Rate	90.00	22,009.4	1,980,846.00

Agency Name	Invoice No.	Rev	Bill Period	Page No.	Mailed On	Due On
San Diego County Water Authority	5884	0	December 2007	5 of 8	01-10-08	02-29-08

Delivery Subtotal	22,009.4	7,285,111.40
--------------------------	-----------------	---------------------

---ADJUSTMENT---

	Rate Per AF	Volume AF	Amount
Jul 2005 adj full service to agr voided	331.00	70.6	23,368.60
Jul 2005 adj full service to agr voided (Poway)	241.00	-70.6	-17,014.60
Jul 2005 adj full service to agr	331.00	-61.2	-20,257.20
Jul 2005 adj full service to agr (Poway)	241.00	61.2	14,749.20
Aug 2005 adj full service to agr voided	331.00	91.9	30,418.90
Aug 2005 adj full service to agr voided (Poway)	241.00	-91.9	-22,147.90
Aug 2005 adj full service to agr	331.00	-74.8	-24,758.80
Aug 2005 adj full service to agr (Poway)	241.00	74.8	18,026.80
Dec 2005 adj full service to agr voided	331.00	98.0	32,438.00
Dec 2005 adj full service to agr voided (Poway)	241.00	-98.0	-23,618.00
Dec 2005 adj full service to agr	331.00	-99.6	-32,967.60
Dec 2005 adj full service to agr (Poway)	241.00	99.6	24,003.60
Jun 2006 adj full service to agr voided	331.00	99.3	32,868.30
Jun 2006 adj full service to agr voided (Poway)	241.00	-99.3	-23,931.30
Jun 2006 adj full service to agr	331.00	-75.6	-25,023.60
Jun 2006 adj full service to agr (Poway)	241.00	75.6	18,219.60
Jul 2006 adj full service to agr voided	331.00	65.2	21,581.20
Jul 2006 adj full service to agr voided (Poway)	241.00	-65.2	-15,713.20
Jul 2006 adj full service to agr	331.00	-55.9	-18,502.90
Jul 2006 adj full service to agr (Poway)	241.00	55.9	13,471.90
Aug 2006 adj full service to agr voided	331.00	168.2	55,674.20
Aug 2006 adj full service to agr voided (Poway)	241.00	-168.2	-40,536.20
Aug 2006 adj full service to agr	331.00	-151.3	-50,080.30
Aug 2006 adj full service to agr (Poway)	241.00	151.3	36,463.30
Sep 2006 adj full service to agr voided	331.00	281.2	93,077.20
Sep 2006 adj full service to agr voided (Escondido)	241.00	-281.2	-67,769.20
Sep 2006 adj full service to agr	331.00	-417.5	-138,192.50
Sep 2006 adj full service to agr (Escondido)	241.00	417.5	100,617.50
Sep 2006 adj full service to agr voided	331.00	46.9	15,523.90
Sep 2006 adj full service to agr voided (Poway)	241.00	-46.9	-11,302.90
Sep 2006 adj full service to agr	331.00	-47.4	-15,689.40
Sep 2006 adj full service to agr (Poway)	241.00	47.4	11,423.40
Oct 2006 adj full service to agr voided	331.00	171.7	56,832.70
Oct 2006 adj full service to agr voided (Poway)	241.00	-171.7	-41,379.70
Oct 2006 adj full service to agr	331.00	-177.0	-58,587.00
Oct 2006 adj full service to agr (Poway)	241.00	177.0	42,657.00
Nov 2006 adj full service to agr voided	331.00	34.9	11,551.90
Nov 2006 adj full service to agr voided (Poway)	241.00	-34.9	-8,410.90
Nov 2006 adj full service to agr	331.00	-36.1	-11,949.10
Nov 2006 adj full service to agr (Poway)	241.00	36.1	8,700.10
Dec 2006 adj full service to agr voided	331.00	37.3	12,346.30
Dec 2006 adj full service to agr voided (Poway)	241.00	-37.3	-8,989.30
Dec 2006 adj full service to agr	331.00	-41.8	-13,835.80
Dec 2006 adj full service to agr (Poway)	241.00	41.8	10,073.80
Jan 2007 adj full service to agr voided	331.00	25.8	8,539.80
Jan 2007 adj full service to agr voided (Poway)	241.00	-25.8	-6,217.80
Jan 2007 adj full service to agr	331.00	-27.1	-8,970.10
Jan 2007 adj full service to agr (Poway)	241.00	27.1	6,531.10
Feb 2007 adj full service to agr voided	331.00	8.5	2,813.50
Feb 2007 adj full service to agr voided (Poway)	241.00	-8.5	-2,048.50
Feb 2007 adj full service to agr	331.00	-12.1	-4,005.10
Feb 2007 adj full service to agr (Poway)	241.00	12.1	2,916.10
Mar 2007 adj full service to agr voided	331.00	29.2	9,665.20
Mar 2007 adj full service to agr voided (Poway)	241.00	-29.2	-7,037.20
Mar 2007 adj full service to agr	331.00	-30.3	-10,029.30
Mar 2007 adj full service to agr (Poway)	241.00	30.3	7,302.30
Apr 2007 adj full service to agr voided	331.00	1,079.4	357,281.40
Apr 2007 adj full service to agr voided (Escondido)	241.00	-1,079.4	-260,135.40
Apr 2007 adj full service to agr	331.00	-506.9	-167,783.90
Apr 2007 adj full service to agr (Escondido)	241.00	506.9	122,162.90
Apr 2007 adj full service to agr voided	331.00	48.1	15,921.10
Apr 2007 adj full service to agr voided (Poway)	241.00	-48.1	-11,592.10
Apr 2007 adj full service to agr	331.00	-52.4	-17,344.40
Apr 2007 adj full service to agr (Poway)	241.00	52.4	12,628.40
May 2007 adj full service to agr voided	331.00	519.5	171,954.50

Agency Name	Invoice No.	Rev	Bill Period	Page No.	Mailed On	Due On
San Diego County Water Authority	5884	0	December 2007	6 of 8	01-10-08	02-29-08

--- ADJUSTMENT ---

	Rate Per AF	Volume AF	Amount
May 2007 adj full service to agr voided (Escondido)	241.00	-519.5	-125,199.50
May 2007 adj full service to agr	331.00	-523.1	-173,146.10
May 2007 adj full service to agr (Escondido)	241.00	523.1	126,067.10
May 2007 adj full service to agr voided	331.00	37.8	12,511.80
May 2007 adj full service to agr voided (Poway)	241.00	-37.8	-9,109.80
May 2007 adj full service to agr	331.00	-38.9	-12,875.90
May 2007 adj full service to agr (Poway)	241.00	38.9	9,374.90
Jun 2007 adj full service to agr voided	331.00	448.6	148,486.60
Jun 2007 adj full service to agr voided (Escondido)	241.00	-448.6	-108,112.60
Jun 2007 adj full service to agr	331.00	-455.1	-150,638.10
Jun 2007 adj full service to agr (Escondido)	241.00	455.1	109,679.10
Jun 2007 adj full service to agr voided	331.00	35.6	11,783.60
Jun 2007 adj full service to agr voided (Poway)	241.00	-35.6	-8,579.60
Jun 2007 adj full service to agr	331.00	-33.7	-11,154.70
Jun 2007 adj full service to agr (Poway)	241.00	33.7	8,121.70
Oct 2007 adj full service to agr	331.00	-33.9	-11,220.90
Oct 2007 adj full service to agr (Vista)	241.00	33.9	8,169.90
Oct 2007 adj full service to agr voided	331.00	524.1	173,477.10
Oct 2007 adj full service to agr voided (Escondido)	241.00	-524.1	-126,308.10
Oct 2007 adj full service to agr	331.00	-524.1	-173,477.10
Oct 2007 adj full service to agr (Escondido)	241.00	524.1	126,308.10
Nov 2007 adj full service to agr	331.00	-450.0	-148,950.00
Nov 2007 adj full service to agr (Escondido)	241.00	450.0	108,450.00
Nov 2007 adj full service to agr	331.00	-31.3	-10,360.30
Nov 2007 adj full service to agr (Olivenhain)	241.00	31.3	7,543.30
Nov 2007 adj full service to agr	331.00	-19.0	-6,289.00
Nov 2007 adj full service to agr (Santa Fe Irrigation)	241.00	19.0	4,579.00
Dec 2007 excl iid to sdcwa	331.00	-7,583.4	-2,510,105.40
Dec 2007 excl iid to sdcwa (San Diego CWA)	258.00		1,956,517.20
Dec 2007 adj full service to surface storage - Direct - (San Diego CWA)	331.00	-8,921.1	-2,952,884.10
Adjustment Subtotal		-16,504.5	-3,511,359.30
SD-11 Total		5,504.9	3,773,752.10

Meter No SD-DS1

Desalted	Constant	Previous Reading	Current Reading	Volume (Cu. Ft.)	Rate Desc.
Desalted		N/A	N/A	N/A	Unbundled

--- ADJUSTMENT ---

	Rate Per AF	Volume AF	Amount
Dec 2007 lppds contribution	160.00	147.6	-23,616.00
Adjustment Subtotal		147.6	-23,616.00
SD-DS1 Total		147.6	-23,616.00

Meter No SD-GRP1

Recovered	Constant	Previous Reading	Current Reading	Volume (Cu. Ft.)	Rate Desc.
Recovered Greenbelt		N/A	N/A	N/A	Unbundled

--- ADJUSTMENT ---

	Rate Per AF	Volume AF	Amount
DEC 2007 GRP	503.00	324.8	163,374.40
DEC 2007 GRP	753.00		-244,574.40
Adjustment Subtotal		324.8	-81,200.00
SD-GRP1 Total		324.8	-81,200.00

Meter No SD-RCL1

Reclaimed	Constant	Previous Reading	Current Reading	Volume (Cu. Ft.)	Rate Desc.
Reclaimed		N/A	N/A	N/A	Unbundled

Agency Name	Invoice No.	Rev.	Bill Period	Page No.	Mailed On	Due On
San Diego County Water Authority	5884	0	December 2007	7 of 8	01-10-08	02-29-08

--- ADJUSTMENT ---

	Rate Per AF	Volume AF	Amount
Dec 2007 lrp contribution	250.00	12.5	-3,125.00
Adjustment Subtotal		12.5	-3,125.00
SD-RCL1 Total		12.5	-3,125.00

Meter No SD-RCL10

Reclaimed	Constant	Previous Reading	Current Reading	Volume (Cu. Ft.)	Rate Desc.
Reclaimed		N/A	N/A	N/A	Unbundled

--- ADJUSTMENT ---

	Rate Per AF	Volume AF	Amount
Oct 2007 lrp contribution	250.00	363.6	-90,900.00
Nov 2007 lrp contribution	250.00	366.8	-91,700.00
Adjustment Subtotal		730.4	-182,600.00
SD-RCL10 Total		730.4	-182,600.00

Meter No SD-RCL11

Reclaimed	Constant	Previous Reading	Current Reading	Volume (Cu. Ft.)	Rate Desc.
Reclaimed		N/A	N/A	N/A	Unbundled

--- ADJUSTMENT ---

	Rate Per AF	Volume AF	Amount
Nov 2007 contribution	250.00	17.4	-4,350.00
Dec 2007 contribution	250.00	3.7	-925.00
Adjustment Subtotal		21.1	-5,275.00
SD-RCL11 Total		21.1	-5,275.00

Meter No SD-RCL12

Reclaimed	Constant	Previous Reading	Current Reading	Volume (Cu. Ft.)	Rate Desc.
Reclaimed		N/A	N/A	N/A	Unbundled

--- ADJUSTMENT ---

	Rate Per AF	Volume AF	Amount
Nov 2007 lrp contribution	250.00	79.2	-19,800.00
Adjustment Subtotal		79.2	-19,800.00
SD-RCL12 Total		79.2	-19,800.00

Meter No SD-RCL13

Reclaimed	Constant	Previous Reading	Current Reading	Volume (Cu. Ft.)	Rate Desc.
Reclaimed		N/A	N/A	N/A	Unbundled

--- ADJUSTMENT ---

	Rate Per AF	Volume AF	Amount
Dec 2007 contribution	250.00	25.1	-6,275.00
Adjustment Subtotal		25.1	-6,275.00
SD-RCL13 Total		25.1	-6,275.00

Meter No SD-RCL5

Reclaimed	Constant	Previous Reading	Current Reading	Volume (Cu. Ft.)	Rate Desc.
		N/A	N/A	N/A	Unbundled

--- ADJUSTMENT ---

Rate Per AF	Volume AF	Amount
-------------	-----------	--------

Agency Name	Invoice No.	Rev.	Bill Period	Page No.	Mailed On	Due On
San Diego County Water Authority	5884	0	December 2007	8 of 8	01-10-08	02-29-08

--- ADJUSTMENT ---

	Rate Per AF	Volume AF	Amount
NOV 2007 LPPRE	113.00	12.5	1,412.50
NOV 2007 LPPRE	267.00		-3,337.50
Adjustment Subtotal		12.5	-1,925.00
SD-RCL5 Total		12.5	-1,925.00

Meter No SD-RCL6

Reclaimed	Constant	Previous Reading	Current Reading	Volume (Cu. Ft.)	Rate Desc.
Reclaimed		N/A	N/A	N/A	Unbundled

--- ADJUSTMENT ---

	Rate Per AF	Volume AF	Amount
Nov 2007 lrp contribution	185.00	414.6	-76,701.00
Adjustment Subtotal		414.6	-76,701.00
SD-RCL6 Total		414.6	-76,701.00

Meter No SD-RCL8

Reclaimed	Constant	Previous Reading	Current Reading	Volume (Cu. Ft.)	Rate Desc.
Reclaimed		N/A	N/A	N/A	Unbundled

--- ADJUSTMENT ---

	Rate Per AF	Volume AF	Amount
Nov 2007 lrp contribution	200.00	280.1	-56,020.00
Adjustment Subtotal		280.1	-56,020.00
SD-RCL8 Total		280.1	-56,020.00

Meter No SD-RCL9

Reclaimed	Constant	Previous Reading	Current Reading	Volume (Cu. Ft.)	Rate Desc.
Reclaimed		N/A	N/A	N/A	Unbundled

--- ADJUSTMENT ---

	Rate Per AF	Volume AF	Amount
NOV 2007 LPPRE	113.00	26.5	2,994.50
NOV 2007 LPPRE	267.00		-7,075.50
Adjustment Subtotal		26.5	-4,081.00
SD-RCL9 Total		26.5	-4,081.00

Meter No SDTJ-01A

Treated Domestic	Constant	Previous Reading	Current Reading	Volume (Cu. Ft.)	Rate Desc.
San Diego-Tijuana	133.68	178696	178696	0	Unbundled

--- DELIVERIES ---


	Rate Per AF	Volume AF	Amount
Delivery Subtotal		0.0	0.00
SDTJ-01A Total		0.0	0.00

--- OTHER CHARGES AND CREDITS ---

	Amount
Conservation Ag # 78189	-148,170.00
Tier 2 Surcharge for current calendar year	1,078,540.80

VOLUME TOTAL	INVOICE TOTAL
26,134.5	\$11,206,140.00

This invoice was printed on 1/9/2008 at 12:32:26PM



MWD
 METROPOLITAN WATER DISTRICT OF SOUTHERN CALIFORNIA
 700 North Alameda Street
 Los Angeles, CA, 90012-2944

INVOICE

Billed To:
 San Diego County Water Authority



Service Address
 4677 Overland Avenue
 San Diego, CA 92123-1233

January 2008	Page No. 1 of 2
Mailed: 02/08/2008	Due Date: 03/28/2008
Invoice Number: 5912	Revision: 0

NOTICE

The MWD Administrative Code Section 4507 and 4508 require that payment must be made in "Good Funds" by the due date or the payment will be considered delinquent and an additional charge shall be assessed.

DELIVERIES	Volume (AF)
Total Water Treated Delivered	8,446.2
Total Water Untreated Delivered	31,012.1

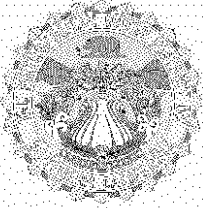
SALES	Type	Volume (AF)	Rate (\$ /AF)	Total (\$)
Full Service	Tier 1 Supply Rate	23,487.5	\$73.00	\$1,714,587.50
	System Access Rate	23,487.5	\$143.00	\$3,358,712.50
	Water Stewardship Rate	23,487.5	\$25.00	\$587,187.50
	System Power Rate	23,487.5	\$110.00	\$2,583,625.00
	Treatment Surcharge	8,530.2	\$157.00	\$1,339,241.40
Adjust Full Service Prior Rates				
Certification(s) for 200501 to 200512 for Domestic	Treated	-19.9	\$443.00	(\$8,815.70)
Certification(s) for 200601 to 200612 for Domestic	Treated	-32.0	\$453.00	(\$14,496.00)
Certification(s) for 200701 to 200712 for Domestic	Treated	-2,922.8	\$478.00	(\$1,397,098.40)
Certification(s) for 200501 to 200512 for Domestic	Untreated	25.2	\$331.00	\$8,341.20
Certification(s) for 200601 to 200612 for Domestic	Untreated	-687.0	\$331.00	(\$227,397.00)
Certification(s) for 200701 to 200712 for Domestic	Untreated	-474.1	\$331.00	(\$156,927.10)
IAWP	Treated	2,974.7		\$1,081,294.30
	Untreated	501.3		\$120,813.30
SUBTOTAL				\$8,989,068.50

MISCELLANEOUS SALES	Volume (AF)	Total (\$)
Surface Storage Operating Agreement - UT, Scheduled	71.0	\$18,531.00
		\$18,531.00

WATER MANAGEMENT	Volume (AF)	Total (\$)
Local Resource Programs	952.8	(\$210,417.50)
SUBTOTAL		(\$210,417.50)

EXCHANGES, WHEELING, AND OTHER DELIVERIES	Volume (AF)	Total (\$)
IID San Diego Exchange UnTreated	6,645.3	\$1,833,653.40
		\$1,833,653.40

OTHER CHARGES AND CREDITS	Volume (AF)	Rate (\$ /AF)	Total (\$)
Conservation Credit			(\$312,080.00)
Tier 2 Surcharge for 2007	3,325.9	\$96.00	(\$319,286.40)
SUBTOTAL			(\$631,366.40)



MWD
 METROPOLITAN WATER DISTRICT OF SOUTHERN CALIFORNIA
 700 North Alameda Street
 Los Angeles, CA, 90012-2944

INVOICE

Billed To:

San Diego County Water Authority



Service Address

4677 Overland Avenue
 San Diego, CA 92123-1233

January 2008	Page No. 2 of 2
Mailed: 02/08/2008	Due Date: 03/28/2008
Invoice Number: 5912	Revision: 0

NOTICE

The MWD Administrative Code Section 4507 and 4508 require that payment must be made in "Good Funds" by the due date or the payment will be considered delinquent and an additional charge shall be assessed.

ADDITIONAL INFORMATION

	Volume (AF)	Tier1 %	Peak Day	Flow (CFS)
Purchase Order Commitment (Jan 2003 to Dec 2012)	3,342,570.6			
Purchase Order Firm Delivery To Date (Jan 2003 to Dec 2012)	2,512,551.1			
Tier 1 Annual Limit (For Current Calendar Year)	501,385.6			
Tier 1 YTD Deliveries (For Current Calendar Year)	23,487.5	5.0		
Tier 1 Current Month Deliveries By Billing Period	23,487.5			
Capacity Charge			5/4/2004	1,296.0

INVOICE TOTAL

Volume AF	Amount Now Due
23,876.7	\$9,999,469.00

Note: Amount Due is based on highlighted fields



MWD
 METROPOLITAN WATER DISTRICT OF SOUTHERN CALIFORNIA
 700 North Alameda Street
 Los Angeles, CA, 90012-2944

INVOICE DETAIL

NOTICE

The MWD Administrative Code Section 4507 and 4508 require that payment must be made in "Good Funds" by the due date or the payment will be considered delinquent and an additional charge shall be assessed.

IN ACCORDANCE WITH READINGS AND BILLING DATA LISTED BELOW

Agency Name	Invoice No.	Rev.	Bill Period	Page No.	Mailed On	Due On
San Diego County Water Authority	5912	0	January 2008	1 of 8	02-08-08	03-28-08

Meter No CM-10

Treated	Constant	Previous Reading	Current Reading	Volume (Cu. Ft.)	Rate Desc.
Treated Domestic		0	0	0	Unbundled

--- ADJUSTMENT ---

	Rate Per AF	Volume AF	Amount
Jan 2008 oc to sd transfer	508.00	84.0	42,672.00
Adjustment Subtotal		84.0	42,672.00
CM-10 Total		84.0	42,672.00

Meter No SD-01A

Treated Domestic	Constant	Previous Reading	Current Reading	Volume (Cu. Ft.)	Rate Desc.
Rainbow Cyn. Rd. e/o Frontage Rd.	1.000	22012840	22086600	73760000	Unbundled

--- DELIVERIES ---

	Rate Per AF	Volume AF	Amount
Tier 1 Supply Rate	73.00	1,693.3	123,610.90
System Access Rate	143.00	1,693.3	242,141.90
Water Stewardship Rate	25.00	1,693.3	42,332.50
System Power Rate	110.00	1,693.3	186,263.00
Treatment Surcharge	157.00	1,693.3	265,848.10
Delivery Subtotal		1,693.3	860,196.40
SD-01A Total		1,693.3	860,196.40

Meter No SD-01B

Treated Domestic	Constant	Previous Reading	Current Reading	Volume (Cu. Ft.)	Rate Desc.
Rainbow Cyn. Rd. e/o Frontage Rd.	1.000	21691960	21743648	51688000	Unbundled

--- DELIVERIES ---

	Rate Per AF	Volume AF	Amount
Tier 1 Supply Rate	73.00	1,186.6	86,621.80
System Access Rate	143.00	1,186.6	169,683.80
Water Stewardship Rate	25.00	1,186.6	29,665.00
System Power Rate	110.00	1,186.6	130,526.00
Treatment Surcharge	157.00	1,186.6	186,296.20
Delivery Subtotal		1,186.6	602,792.80
SD-01B Total		1,186.6	602,792.80

Meter No SD-02

Treated Domestic	Constant	Previous Reading	Current Reading	Volume (Cu. Ft.)	Rate Desc.
w/o Rainbow Glen Rd.	100	21233580	21252448	1886800	Unbundled

Agency Name	Invoice No.	Rev	Bill Period	Page No.	Mailed On	Due On
San Diego County Water Authority	5912	0	January 2008	2 of 8	02-08-08	03-28-08

--- DELIVERIES ---

	Rate Per AF	Volume AF	Amount
Tier 1 Supply Rate	73.00	43.3	3,160.90
System Access Rate	143.00	43.3	6,191.90
Water Stewardship Rate	25.00	43.3	1,082.50
System Power Rate	110.00	43.3	4,763.00
Treatment Surcharge	157.00	43.3	6,798.10
Jan 2008, meter under 10% flow Tier 1 supply rate	73.00	0.6	43.80
Jan 2008, meter under 10% flow System access rate	143.00	0.6	85.80
Jan 2008, meter under 10% flow Water stewardship rate	25.00	0.6	15.00
Jan 2008, meter under 10% flow System power rate	110.00	0.6	66.00
Jan 2008, meter under 10% flow Treatment surcharge	157.00	0.6	94.20
Delivery Subtotal		43.9	22,301.20
SD-02 Total		43.9	22,301.20

Meter No SD-03

Untreated Domestic	Constant	Previous Reading	Current Reading	Volume (Cu. Ft.)	Rate Desc.
Rainbow Cyn. Rd. e/o Frontage Rd.	1.000	67194992	67614856	419864000	Unbundled

--- DELIVERIES ---

	Rate Per AF	Volume AF	Amount
Tier 1 Supply Rate	73.00	9,638.8	703,632.40
System Access Rate	143.00	9,638.8	1,378,348.40
Water Stewardship Rate	25.00	9,638.8	240,970.00
System Power Rate	110.00	9,638.8	1,060,268.00
Delivery Subtotal		9,638.8	3,383,218.80
SD-03 Total		9,638.8	3,383,218.80

Meter No SD-05

Treated Domestic	Constant	Previous Reading	Current Reading	Volume (Cu. Ft.)	Rate Desc.
s/o Reche Rd. w/o Wilt Rd.	100	7016316	7052720	3640400	Unbundled

--- DELIVERIES ---

	Rate Per AF	Volume AF	Amount
Tier 1 Supply Rate	73.00	83.6	6,102.80
System Access Rate	143.00	83.6	11,954.80
Water Stewardship Rate	25.00	83.6	2,090.00
System Power Rate	110.00	83.6	9,196.00
Treatment Surcharge	157.00	83.6	13,125.20
Delivery Subtotal		83.6	42,468.80
SD-05 Total		83.6	42,468.80

Meter No SD-07

Treated Domestic	Constant	Previous Reading	Current Reading	Volume (Cu. Ft.)	Rate Desc.
e/o Wilt Rd. n/o Dos Ninos Ave.	1,000	105829544	106055616	226072000	Unbundled

--- DELIVERIES ---

	Rate Per AF	Volume AF	Amount
Tier 1 Supply Rate	73.00	5,189.9	378,862.70
System Access Rate	143.00	5,189.9	742,155.70
Water Stewardship Rate	25.00	5,189.9	129,747.50
System Power Rate	110.00	5,189.9	570,889.00
Treatment Surcharge	157.00	5,189.9	814,814.30
Delivery Subtotal		5,189.9	2,636,469.20

--- ADJUSTMENT ---

	Rate Per AF	Volume AF	Amount
Jul 2005 adj full service to agr voided	443.00	37.8	16,745.40
Jul 2005 adj full service to agr voided (Vista)	329.00	-37.8	-12,436.20
Jul 2005 adj full service to agr	443.00	-46.0	-20,378.00
Jul 2005 adj full service to agr (Vista)	329.00	46.0	15,134.00
Aug 2005 adj full service to agr voided	443.00	44.9	19,890.70

Agency Name	Invoice No.	Rev	Bill Period	Page No.	Mailed On	Due On
San Diego County Water Authority	5912	0	January 2008	3 of 8	02-08-08	03-28-08

--- ADJUSTMENT ---

		Rate Per AF	Volume AF	Amount
Aug 2005 adj full service to agr	voided (Vista)	329.00	-44.9	-14,772.10
Aug 2005 adj full service to agr		443.00	-53.7	-23,789.10
Aug 2005 adj full service to agr	(Vista)	329.00	53.7	17,667.30
Sep 2005 adj full service to agr	voided	443.00	39.2	17,365.60
Sep 2005 adj full service to agr	voided (Vista)	329.00	-39.2	-12,896.80
Sep 2005 adj full service to agr		443.00	-43.9	-19,447.70
Sep 2005 adj full service to agr	(Vista)	329.00	43.9	14,443.10
Oct 2005 adj full service to agr	voided	443.00	31.9	14,131.70
Oct 2005 adj full service to agr	voided (Vista)	329.00	-31.9	-10,495.10
Oct 2005 adj full service to agr		443.00	-45.7	-20,245.10
Oct 2005 adj full service to agr	(Vista)	329.00	45.7	15,035.30
Nov 2005 adj full service to agr	voided	443.00	16.2	7,176.60
Nov 2005 adj full service to agr	voided (Vista)	329.00	-16.2	-5,329.80
Nov 2005 adj full service to agr		443.00	-17.7	-7,841.10
Nov 2005 adj full service to agr	(Vista)	329.00	17.7	5,823.30
Nov 2005 adj full service to agr	voided	443.00	147.0	65,121.00
Nov 2005 adj full service to agr	voided (Ramona)	329.00	-147.0	-48,363.00
Nov 2005 adj full service to agr		443.00	-134.2	-59,450.60
Nov 2005 adj full service to agr	(Ramona)	329.00	134.2	44,151.80
Dec 2005 adj full service to agr	voided	443.00	25.7	11,385.10
Dec 2005 adj full service to agr	voided (Vista)	329.00	-25.7	-8,455.30
Dec 2005 adj full service to agr		443.00	-37.6	-16,656.80
Dec 2005 adj full service to agr	(Vista)	329.00	37.6	12,370.40
Dec 2005 adj full service to agr	voided	443.00	147.3	65,253.90
Dec 2005 adj full service to agr	voided (Ramona)	329.00	-147.3	-48,461.70
Dec 2005 adj full service to agr		443.00	-131.1	-58,077.30
Dec 2005 adj full service to agr	(Ramona)	329.00	131.1	43,131.90
Jan 2006 adj full service to agr	voided	453.00	22.7	10,283.10
Jan 2006 adj full service to agr	voided (Vista)	339.00	-22.7	-7,695.30
Jan 2006 adj full service to agr		453.00	-22.9	-10,373.70
Jan 2006 adj full service to agr	(Vista)	339.00	22.9	7,763.10
Feb 2006 adj full service to agr	voided	453.00	9.0	4,077.00
Feb 2006 adj full service to agr	voided (Vista)	339.00	-9.0	-3,051.00
Feb 2006 adj full service to agr		453.00	-13.1	-5,934.30
Feb 2006 adj full service to agr	(Vista)	339.00	13.1	4,440.90
Mar 2006 adj full service to agr	voided	453.00	3.4	1,540.20
Mar 2006 adj full service to agr	voided (Vista)	339.00	-3.4	-1,152.60
Mar 2006 adj full service to agr		453.00	-3.7	-1,676.10
Mar 2006 adj full service to agr	(Vista)	339.00	3.7	1,254.30
Apr 2006 adj full service to agr	voided	453.00	4.6	2,083.80
Apr 2006 adj full service to agr	voided (Vista)	339.00	-4.6	-1,559.40
Apr 2006 adj full service to agr		453.00	-10.4	-4,711.20
Apr 2006 adj full service to agr	(Vista)	339.00	10.4	3,525.60
May 2006 adj full service to agr	voided	453.00	35.4	16,036.20
May 2006 adj full service to agr	voided (Vista)	339.00	-35.4	-12,000.60
May 2006 adj full service to agr		453.00	-36.6	-16,579.80
May 2006 adj full service to agr	(Vista)	339.00	36.6	12,407.40
Jun 2006 adj full service to agr	voided	453.00	46.3	20,973.90
Jun 2006 adj full service to agr	voided (Vista)	339.00	-46.3	-15,695.70
Jun 2006 adj full service to agr		453.00	-66.7	-30,215.10
Jun 2006 adj full service to agr	(Vista)	339.00	66.7	22,611.30
Aug 2007 adj full service to agr		478.00	-1,200.7	-573,934.60
Aug 2007 adj full service to agr	(Fallbrook)	364.00	1,200.7	437,054.80
Oct 2007 adj full service to agr		478.00	-0.7	-334.60
Oct 2007 adj full service to agr	(Lakeside W.D.)	364.00	0.7	254.80
Nov 2007 adj full service to agr		478.00	-36.2	-17,303.60
Nov 2007 adj full service to agr	(Oceanside)	364.00	36.2	13,176.80
Nov 2007 adj full service to agr		478.00	-4.1	-1,959.80
Nov 2007 adj full service to agr	(Lakeside W.D.)	364.00	4.1	1,492.40
Nov 2007 adj full service to agr		478.00	-2.1	-1,003.80
Nov 2007 adj full service to agr	(Padre Dam)	364.00	2.1	764.40
Nov 2007 adj full service to agr		478.00	-55.8	-26,672.40
Nov 2007 adj full service to agr	(Rincon)	364.00	55.8	20,311.20
Nov 2007 adj full service to agr		478.00	-30.4	-14,531.20
Nov 2007 adj full service to agr	(Vista)	364.00	30.4	11,065.60
Dec 2007 adj full service to agr		478.00	-208.1	-99,471.80
Dec 2007 adj full service to agr	(Fallbrook)	364.00	208.1	75,748.40

Agency Name	Invoice No.	Rev.	Bill Period	Page No.	Mailed On	Due On
San Diego County Water Authority	5912	0	January 2008	4 of 8	02-08-08	03-28-08

--- ADJUSTMENT ---

	Rate Per AF	Volume AF	Amount
Dec 2007 adj full service to agr	478.00	-18.5	-8,843.00
Dec 2007 adj full service to agr (Olivenhain)	364.00	18.5	6,734.00
Dec 2007 adj full service to agr	478.00	-120.8	-57,742.40
Dec 2007 adj full service to agr (Vallecitos)	364.00	120.8	43,971.20
Dec 2007 adj full service to agr	478.00	-601.2	-287,373.60
Dec 2007 adj full service to agr (Valley Center)	364.00	601.2	218,836.80
Dec 2007 adj full service to agr	478.00	-26.7	-12,762.60
Dec 2007 adj full service to agr (Carlsbad Municipal)	364.00	26.7	9,718.80
Dec 2007 adj full service to agr	478.00	-0.1	-47.80
Dec 2007 adj full service to agr (Lakeside W.D.)	364.00	0.1	36.40
Dec 2007 adj full service to agr	478.00	-4.0	-1,912.00
Dec 2007 adj full service to agr (Oceanside)	364.00	4.0	1,456.00
Dec 2007 adj full service to agr	478.00	-2.5	-1,195.00
Dec 2007 adj full service to agr (Otay)	364.00	2.5	910.00
Dec 2007 adj full service to agr	478.00	-191.4	-91,489.20
Dec 2007 adj full service to agr (Padre Dam)	364.00	191.4	69,669.60
Dec 2007 adj full service to agr	478.00	-419.5	-200,521.00
Dec 2007 adj full service to agr (Rainbow)	364.00	419.5	152,698.00
Adjustment Subtotal		0.0	-339,115.80
SD-07 Total		5,189.9	2,297,353.40

Meter No SD-08

Treated Domestic	Constant	Previous Reading	Current Reading	Volume (Cu. Ft.)	Rate Desc.
n/o Red Mtn. n/o Mission Rd.	100	31250732	31358472	10774000	Unbundled

--- DELIVERIES ---

	Rate Per AF	Volume AF	Amount
Tier 1 Supply Rate	73.00	247.3	18,052.90
System Access Rate	143.00	247.3	35,363.90
Water Stewardship Rate	25.00	247.3	6,182.50
System Power Rate	110.00	247.3	27,203.00
Treatment Surcharge	157.00	247.3	38,826.10
Delivery Subtotal		247.3	125,628.40
SD-08 Total		247.3	125,628.40

Meter No SD-09

Treated Domestic	Constant	Previous Reading	Current Reading	Volume (Cu. Ft.)	Rate Desc.
w/o Rainbow Glen. Rd. n/o Red Mtn.	100	7001253	7001929	67600	Unbundled

--- DELIVERIES ---

	Rate Per AF	Volume AF	Amount
Tier 1 Supply Rate	73.00	1.6	116.80
System Access Rate	143.00	1.6	228.80
Water Stewardship Rate	25.00	1.6	40.00
System Power Rate	110.00	1.6	176.00
Treatment Surcharge	157.00	1.6	251.20
Delivery Subtotal		1.6	812.80
SD-09 Total		1.6	812.80

Meter No SD-11

Untreated Domestic	Constant	Previous Reading	Current Reading	Volume (Cu. Ft.)	Rate Desc.
e/o Wilt Rd. n/o Dos Ninos Ave.	10,000	12894206	12987308	931020000	Unbundled

--- DELIVERIES ---

	Rate Per AF	Volume AF	Amount
Tier 1 Supply Rate	73.00	21,373.3	1,560,250.90
System Access Rate	143.00	21,373.3	3,056,381.90
Water Stewardship Rate	25.00	21,373.3	534,332.50
System Power Rate	110.00	21,373.3	2,351,063.00

Agency Name	Invoice No.	Rev	Bill Period	Page No.	Mailed On	Due On
San Diego County Water Authority	5912	0	January 2008	5 of 8	02-08-08	03-28-08

Delivery Subtotal 21,373.3 7,502,028.30

--- ADJUSTMENT ---

	Rate Per AF	Volume AF	Amount
Jul 2005 adj full service to agr voided	331.00	2.4	794.40
Jul 2005 adj full service to agr voided (Vista)	241.00	-2.4	-578.40
Jul 2005 adj full service to agr	331.00	-2.9	-959.90
Jul 2005 adj full service to agr (Vista)	241.00	2.9	698.90
Aug 2005 adj full service to agr voided	331.00	1.6	529.60
Aug 2005 adj full service to agr voided (Vista)	241.00	-1.6	-385.60
Aug 2005 adj full service to agr	331.00	-1.9	-628.90
Aug 2005 adj full service to agr (Vista)	241.00	1.9	457.90
Sep 2005 adj full service to agr voided	331.00	11.3	3,740.30
Sep 2005 adj full service to agr voided (Vista)	241.00	-11.3	-2,723.30
Sep 2005 adj full service to agr	331.00	-12.7	-4,203.70
Sep 2005 adj full service to agr (Vista)	241.00	12.7	3,060.70
Oct 2005 adj full service to agr voided	331.00	9.6	3,177.60
Oct 2005 adj full service to agr voided (Vista)	241.00	-9.6	-2,313.60
Oct 2005 adj full service to agr	331.00	-13.8	-4,567.80
Oct 2005 adj full service to agr (Vista)	241.00	13.8	3,325.80
Nov 2005 adj full service to agr voided	331.00	14.9	4,931.90
Nov 2005 adj full service to agr voided (Vista)	241.00	-14.9	-3,590.90
Nov 2005 adj full service to agr	331.00	-16.4	-5,428.40
Nov 2005 adj full service to agr (Vista)	241.00	16.4	3,952.40
Nov 2005 adj full service to agr voided	331.00	208.1	68,881.10
Nov 2005 adj full service to agr voided (Ramona)	241.00	-208.1	-50,152.10
Nov 2005 adj full service to agr	331.00	-190.0	-62,890.00
Nov 2005 adj full service to agr (Ramona)	241.00	190.0	45,790.00
Dec 2005 adj full service to agr voided	331.00	9.8	3,243.80
Dec 2005 adj full service to agr voided (Vista)	241.00	-9.8	-2,361.80
Dec 2005 adj full service to agr	331.00	-14.3	-4,733.30
Dec 2005 adj full service to agr (Vista)	241.00	14.3	3,446.30
Dec 2005 adj full service to agr voided	331.00	176.9	58,553.90
Dec 2005 adj full service to agr voided (Ramona)	241.00	-176.9	-42,632.90
Dec 2005 adj full service to agr	331.00	-157.4	-52,099.40
Dec 2005 adj full service to agr (Ramona)	241.00	157.4	37,933.40
Jan 2006 adj full service to agr voided	331.00	0.7	231.70
Jan 2006 adj full service to agr voided (Vista)	241.00	-0.7	-168.70
Jan 2006 adj full service to agr	331.00	-0.7	-231.70
Jan 2006 adj full service to agr (Vista)	241.00	0.7	168.70
Dec 2006 adj exch iid to sdcwa	331.00	-687.0	-227,397.00
Dec 2006 adj exch iid to sdcwa (San Diego CWA)	258.00		177,246.00
Jul 2007 adj full service to agr voided	331.00	50.0	16,550.00
Jul 2007 adj full service to agr voided (Poway)	241.00	-50.0	-12,050.00
Jul 2007 adj full service to agr	331.00	-44.6	-14,762.60
Jul 2007 adj full service to agr (Poway)	241.00	44.6	10,748.60
Aug 2007 adj full service to agr voided	331.00	177.3	58,686.30
Aug 2007 adj full service to agr voided (Poway)	241.00	-177.3	-42,729.30
Aug 2007 adj full service to agr	331.00	-163.8	-54,217.80
Aug 2007 adj full service to agr (Poway)	241.00	163.8	39,475.80
Sep 2007 adj full service to agr voided	331.00	45.0	14,895.00
Sep 2007 adj full service to agr voided (Poway)	241.00	-45.0	-10,845.00
Sep 2007 adj full service to agr	331.00	-45.1	-14,928.10
Sep 2007 adj full service to agr (Poway)	241.00	45.1	10,869.10
Oct 2007 adj full service to agr	331.00	-48.6	-16,066.60
Oct 2007 adj full service to agr (Poway)	241.00	48.6	11,712.60
OCT 2007 ADJ Surface Storage TO Scheduled SOLD VOIDED (San Diego CWA)	261.00	-299.5	-78,169.50
OCT 2007 ADJ Surface Storage TO Scheduled SOLD VOIDED (San Diego CWA)	261.00	-747.1	-194,993.10
OCT 2007 ADJ Surface Storage TO Scheduled SOLD VOIDED (San Diego CWA)	261.00	-0.3	-78.30
OCT 2007 ADJ Surface Storage TO Scheduled SOLD VOIDED (San Diego CWA)	261.00	-3,005.9	-784,539.90
OCT 2007 ADJ Surface Storage TO Scheduled SOLD VOIDED (San Diego CWA)	261.00	-3,444.4	-898,988.40
OCT 2007 ADJ Surface Storage TO Scheduled SOLD (San Diego CWA)	261.00	299.5	78,169.50
OCT 2007 ADJ Surface Storage TO Scheduled SOLD (San Diego CWA)	261.00	747.1	194,993.10
OCT 2007 ADJ Surface Storage TO Scheduled SOLD (San Diego CWA)	261.00	3,515.4	917,519.40
OCT 2007 ADJ Surface Storage TO Scheduled SOLD (San Diego CWA)	261.00	0.3	78.30
OCT 2007 ADJ Surface Storage TO Scheduled SOLD (San Diego CWA)	261.00	3,005.9	784,539.90
Nov 2007 adj full service to agr	331.00	-153.4	-50,775.40
Nov 2007 adj full service to agr (Oceanside)	241.00	153.4	36,969.40
Nov 2007 adj full service to agr	331.00	-17.8	-5,891.80
Nov 2007 adj full service to agr (Poway)	241.00	17.8	4,289.80

Agency Name	Invoice No.	Rev.	Bill Period	Page No.	Mailed On	Due On
San Diego County Water Authority	5912	0	January 2008	6 of 8	02-08-08	03-28-08

--- ADJUSTMENT ---

	Rate Per AF	Volume AF	Amount
Nov 2007 adj full service to agr	331.00	-21.0	-6,951.00
Nov 2007 adj full service to agr (Vista)	241.00	21.0	5,061.00
Nov 2007 adj full service to surface storage - Direct - (San Diego CWA) VOIDED	331.00	6,284.1	2,080,037.10
Nov 2007 adj full service to surface storage - Direct - (San Diego CWA)	331.00	-6,231.7	-2,062,692.70
Dec 2007 adj full service to agr	331.00	-18.6	-6,156.60
Dec 2007 adj full service to agr (Olivenhain)	241.00	18.6	4,482.60
Dec 2007 adj full service to agr	331.00	-8.5	-2,813.50
Dec 2007 adj full service to agr (Santa Fe Irrigation)	241.00	8.5	2,048.50
Dec 2007 adj full service to agr	331.00	-269.5	-89,204.50
Dec 2007 adj full service to agr (Escondido)	241.00	269.5	64,949.50
Dec 2007 adj full service to agr	331.00	-7.9	-2,614.90
Dec 2007 adj full service to agr (Oceanside)	241.00	7.9	1,903.90
Jan 2008 exch iid to sdcwa	351.00	-5,958.3	-2,091,363.30
Jan 2008 exch iid to sdcwa (San Diego CWA)	278.00		1,656,407.40
Jan 2008 adj full service to surface storage - Direct - (San Diego CWA)	351.00	-8,962.0	-3,145,662.00
Jan 2008 adj full service to surface storage - In-Lieu - (San Diego CWA)	351.00	-1,134.5	-398,209.50
Adjustment Subtotal		-16,618.4	-4,038,220.00
SD-11 Total		4,754.9	3,463,808.30

Meter No SD-DS1

Desalted	Constant	Previous Reading	Current Reading	Volume (Cu. Ft.)	Rate Desc.
Desalted		N/A	N/A	N/A	Unbundled

--- ADJUSTMENT ---

	Rate Per AF	Volume AF	Amount
Jan 2008 lppds contribution	160.00	157.0	-25,120.00
Adjustment Subtotal		157.0	-25,120.00
SD-DS1 Total		157.0	-25,120.00

Meter No SD-GRP1

Recovered	Constant	Previous Reading	Current Reading	Volume (Cu. Ft.)	Rate Desc.
Recovered Greenbelt		N/A	N/A	N/A	Unbundled

--- ADJUSTMENT ---

	Rate Per AF	Volume AF	Amount
JAN 2008 GRP	530.00	311.8	165,254.00
JAN 2008 GRP	780.00		-243,204.00
Adjustment Subtotal		311.8	-77,950.00
SD-GRP1 Total		311.8	-77,950.00

Meter No SD-RCL1

Reclaimed	Constant	Previous Reading	Current Reading	Volume (Cu. Ft.)	Rate Desc.
Reclaimed		N/A	N/A	N/A	Unbundled

--- ADJUSTMENT ---

	Rate Per AF	Volume AF	Amount
Jan 2008 lrp contribution	250.00	8.5	-2,125.00
Adjustment Subtotal		8.5	-2,125.00
SD-RCL1 Total		8.5	-2,125.00

Meter No SD-RCL10

Reclaimed	Constant	Previous Reading	Current Reading	Volume (Cu. Ft.)	Rate Desc.
Reclaimed		N/A	N/A	N/A	Unbundled

--- ADJUSTMENT ---

Rate Per AF	Volume AF	Amount
-------------	-----------	--------

Agency Name	Invoice No.	Rev.	Bill Period	Page No.	Mailed On	Due On
San Diego County Water Authority	5912	0	January 2008	7 of 8	02-08-08	03-28-08

--- ADJUSTMENT ---

	Rate Per AF	Volume AF	Amount
Dec 2007 lrp contribution	250.00	180.0	-45,000.00
Adjustment Subtotal		180.0	-45,000.00
SD-RCL10 Total		180.0	-45,000.00

Meter No SD-RCL11

Reclaimed	Constant	Previous Reading	Current Reading	Volume (Cu. Ft.)	Rate Desc.
Reclaimed		N/A	N/A	N/A	Unbundled

--- ADJUSTMENT ---

	Rate Per AF	Volume AF	Amount
Jan 2008 contribution	250.00	1.3	-325.00
Adjustment Subtotal		1.3	-325.00
SD-RCL11 Total		1.3	-325.00

Meter No SD-RCL12

Reclaimed	Constant	Previous Reading	Current Reading	Volume (Cu. Ft.)	Rate Desc.
Reclaimed		N/A	N/A	N/A	Unbundled

--- ADJUSTMENT ---

	Rate Per AF	Volume AF	Amount
Dec 2007 lrp contribution	250.00	63.6	-15,900.00
Adjustment Subtotal		63.6	-15,900.00
SD-RCL12 Total		63.6	-15,900.00

Meter No SD-RCL13

Reclaimed	Constant	Previous Reading	Current Reading	Volume (Cu. Ft.)	Rate Desc.
Reclaimed		N/A	N/A	N/A	Unbundled

--- ADJUSTMENT ---

	Rate Per AF	Volume AF	Amount
Jan 2008 contribution	250.00	23.9	-5,975.00
Adjustment Subtotal		23.9	-5,975.00
SD-RCL13 Total		23.9	-5,975.00

Meter No SD-RCL6

Reclaimed	Constant	Previous Reading	Current Reading	Volume (Cu. Ft.)	Rate Desc.
Reclaimed		N/A	N/A	N/A	Unbundled

--- ADJUSTMENT ---

	Rate Per AF	Volume AF	Amount
Dec 2007 lrp contribution	185.00	199.7	-36,944.50
Adjustment Subtotal		199.7	-36,944.50
SD-RCL6 Total		199.7	-36,944.50

Meter No SD-RCL9

Reclaimed	Constant	Previous Reading	Current Reading	Volume (Cu. Ft.)	Rate Desc.
		N/A	N/A	N/A	Unbundled

--- ADJUSTMENT ---

	Rate Per AF	Volume AF	Amount
DEC 2007 LPPRE	113.00	7.0	791.00
DEC 2007 LPPRE	267.00		-1,869.00

Agency Name	Invoice No.	Rev.	Bill Period	Page No.	Mailed On	Due On
San Diego County Water Authority	5912	0	January 2008	8 of 8	02-08-08	03-28-08

Adjustment Subtotal	7.0	-1,078.00
---------------------	-----	-----------

SD-RCL9 Total	7.0	-1,078.00
---------------	-----	-----------

Meter No SDTJ-01A

Treated Domestic	Constant	Previous Reading	Current Reading	Volume (Cu. Ft.)	Rate Desc.
San Diego-Tijuana	133.68	178696	178696	0	Unbundled

--- DELIVERIES ---

	Rate Per AF	Volume AF	Amount
Delivery Subtotal		0.0	0.00

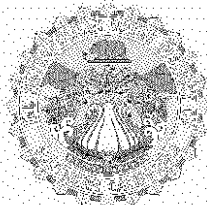
SDTJ-01A Total	0.0	0.00
----------------	-----	------

--- OTHER CHARGES AND CREDITS ---

	Amount
Conservation Ag # 78189	-312,080.00
Tier 2 Surcharge adjustment for prior calendar year 2007	-319,286.40

VOLUME TOTAL	INVOICE TOTAL
23,876.7	\$9,999,469.00

This invoice was printed on 2/8/2008 at 8:36:10AM

**MWD**

METROPOLITAN WATER DISTRICT OF SOUTHERN CALIFORNIA

700 North Alameda Street

Los Angeles, CA, 90012-2944

INVOICE**Billed To:**

San Diego County Water Authority

**Service Address**4677 Overland Avenue
San Diego, CA 92123-1233

February 2008	Page No. 1 of 2
Mailed: 03/10/2008	Due Date: 04/30/2008
Invoice Number: 5940	Revision: 0

NOTICE

The MWD Administrative Code Section 4507 and 4508 require that payment must be made in "Good Funds" by the due date or the payment will be considered delinquent and an additional charge shall be assessed.

DELIVERIES

	Volume (AF)
Total Water Treated Delivered	7,776.0
Total Water Untreated Delivered	17,634.6

SALES

	Type	Volume (AF)	Rate (\$ /AF)	Total (\$)
Full Service	Tier 1 Supply Rate	17,543.0	\$73.00	\$1,280,639.00
	System Access Rate	17,543.0	\$143.00	\$2,508,649.00
	Water Stewardship Rate	17,543.0	\$25.00	\$438,575.00
	System Power Rate	17,543.0	\$110.00	\$1,929,730.00
	Treatment Surcharge	6,647.7	\$157.00	\$1,043,688.90
Adjust Full Service Prior Rates				
Certification(s) for 200701 to 200712 for Domestic	Treated	-4.7	\$478.00	(\$2,246.60)
	Untreated	-9.6	\$331.00	(\$3,177.60)
IAWP	Treated	791.5		\$311,710.00
	Untreated	96.8		\$25,072.80
SUBTOTAL				\$7,532,640.50

WATER MANAGEMENT

	Volume (AF)	Total (\$)
Local Resource Programs	997.1	(\$211,813.00)
SUBTOTAL		(\$211,813.00)

EXCHANGES, WHEELING, AND OTHER DELIVERIES

	Type	Volume (AF)	Rate (\$ /AF)	Total (\$)
Wheeling	Treated	15.5	\$325.00	\$5,037.50
Tijuana Emergency Deliveries and Losses		403.0		\$130,975.00
IID San Diego Exchange UnTreated		5,958.3		\$1,656,407.40
				\$1,792,419.90

OTHER CHARGES AND CREDITS

	Volume (AF)	Rate (\$ /AF)	Total (\$)
Conservation Credit			(\$341,495.00)
Tier 2 Surcharge for 2007	14.3	\$96.00	(\$1,372.80)
Miscellaneous Debit/Credit (See Detail)			\$65,846.17
SUBTOTAL			(\$277,021.63)

ADDITIONAL INFORMATION

	Volume (AF)	Tier1 %	Peak Day	Flow (CFS)
Purchase Order Commitment (Jan 2003 to Dec 2012)	3,342,570.6			
Purchase Order Firm Delivery To Date (Jan 2003 to Dec 2012)	2,530,081.3			
Tier 1 Annual Limit (For Current Calendar Year)	501,385.6			
Tier 1 YTD Deliveries (For Current Calendar Year)	41,046.0	8.0		
Tier 1 Current Month Deliveries By Billing Period	17,558.5			
Capacity Charge			5/4/2004	1,296.0

MWD2010-00275100

Agency Name	Invoice No.	Rev.	Bill Period	Page No.	Mailed On	Due On
San Diego County Water Authority	5940	0	February 2008	2 of 2	03-10-08	04-30-08

INVOICE TOTAL

Volume AF
19,832.6

Amount Now Due
\$8,836,225.77

Note: Amount Due is based on highlighted fields.



MWD
 METROPOLITAN WATER DISTRICT OF SOUTHERN CALIFORNIA
 700 North Alameda Street
 Los Angeles, CA, 90012-2944

INVOICE DETAIL

NOTICE

The MWD Administrative Code Section 4507 and 4508 require that payment must be made in "Good Funds" by the due date or the payment will be considered delinquent and an additional charge shall be assessed.

IN ACCORDANCE WITH READINGS AND BILLING DATA LISTED BELOW

Agency Name	Invoice No.	Rev.	Bill Period	Page No.	Mailed On	Due On
San Diego County Water Authority	5940	0	February 2008	1 of 7	03-10-08	04-30-08

Meter No CM-10

Treated	Constant	Previous Reading	Current Reading	Volume (Cu. Ft.)	Rate Desc.
Treated Domestic		0	0	0	Unbundled

--- ADJUSTMENT ---	Rate Per AF	Volume AF	Amount
Feb 2008 oc to sd transfer	508.00	63.0	32,004.00
Adjustment Subtotal		63.0	32,004.00
CM-10 Total		63.0	32,004.00

Meter No SD-01A

Treated Domestic	Constant	Previous Reading	Current Reading	Volume (Cu. Ft.)	Rate Desc.
Rainbow Cyn. Rd. e/o Frontage Rd.	1,000	22086600	22155308	68708000	Unbundled

--- DELIVERIES ---	Rate Per AF	Volume AF	Amount
Tier 1 Supply Rate	73.00	1,577.3	115,142.90
System Access Rate	143.00	1,577.3	225,553.90
Water Stewardship Rate	25.00	1,577.3	39,432.50
System Power Rate	110.00	1,577.3	173,503.00
Treatment Surcharge	157.00	1,577.3	247,636.10
Delivery Subtotal		1,577.3	801,268.40
SD-01A Total		1,577.3	801,268.40

Meter No SD-01B

Treated Domestic	Constant	Previous Reading	Current Reading	Volume (Cu. Ft.)	Rate Desc.
Rainbow Cyn. Rd. e/o Frontage Rd.	1,000	21743648	21810562	66914000	Unbundled

--- DELIVERIES ---	Rate Per AF	Volume AF	Amount
Tier 1 Supply Rate	73.00	1,536.1	112,135.30
System Access Rate	143.00	1,536.1	219,662.30
Water Stewardship Rate	25.00	1,536.1	38,402.50
System Power Rate	110.00	1,536.1	168,971.00
Treatment Surcharge	157.00	1,536.1	241,167.70
Delivery Subtotal		1,536.1	780,338.80
SD-01B Total		1,536.1	780,338.80

Meter No SD-02

Treated Domestic	Constant	Previous Reading	Current Reading	Volume (Cu. Ft.)	Rate Desc.
w/o Rainbow Glen Rd.	100	21252448	21264584	1213600	Unbundled

Agency Name	Invoice No.	Rev	Bill Period	Page No.	Mailed On	Due On
San Diego County Water Authority	5940	0	February 2008	2 of 7	03-10-08	04-30-08

--- DELIVERIES ---

	Rate Per AF	Volume AF	Amount
Tier 1 Supply Rate	73.00	27.9	2,036.70
System Access Rate	143.00	27.9	3,989.70
Water Stewardship Rate	25.00	27.9	697.50
System Power Rate	110.00	27.9	3,069.00
Treatment Surcharge	157.00	27.9	4,380.30
Delivery Subtotal		27.9	14,173.20
SD-02 Total		27.9	14,173.20

Meter No SD-03

Untreated Domestic	Constant	Previous Reading	Current Reading	Volume (Cu. Ft.)	Rate Desc.
Rainbow Cyn. Rd. e/o Frontage Rd.	1,000	67614856	67799560	184704000	Unbundled

--- DELIVERIES ---

	Rate Per AF	Volume AF	Amount
Tier 1 Supply Rate	73.00	4,240.2	309,534.60
System Access Rate	143.00	4,240.2	606,348.60
Water Stewardship Rate	25.00	4,240.2	106,005.00
System Power Rate	110.00	4,240.2	466,422.00
Delivery Subtotal		4,240.2	1,488,310.20
SD-03 Total		4,240.2	1,488,310.20

Meter No SD-05

Treated Domestic	Constant	Previous Reading	Current Reading	Volume (Cu. Ft.)	Rate Desc.
s/o Reche Rd. w/o Wilt Rd.	100	7052720	7067332	1461200	Unbundled

--- DELIVERIES ---

	Rate Per AF	Volume AF	Amount
Tier 1 Supply Rate	73.00	33.5	2,445.50
System Access Rate	143.00	33.5	4,790.50
Water Stewardship Rate	25.00	33.5	837.50
System Power Rate	110.00	33.5	3,685.00
Treatment Surcharge	157.00	33.5	5,259.50
Delivery Subtotal		33.5	17,018.00
SD-05 Total		33.5	17,018.00

Meter No SD-07

Treated Domestic	Constant	Previous Reading	Current Reading	Volume (Cu. Ft.)	Rate Desc.
e/o Wilt Rd. n/o Dos Ninos Ave.	1,000	106055616	106248480	192864000	Unbundled

--- DELIVERIES ---

	Rate Per AF	Volume AF	Amount
Tier 1 Supply Rate	73.00	4,427.5	323,207.50
System Access Rate	143.00	4,427.5	633,132.50
Water Stewardship Rate	25.00	4,427.5	110,687.50
System Power Rate	110.00	4,427.5	487,025.00
Treatment Surcharge	157.00	4,427.5	695,117.50
Delivery Subtotal		4,427.5	2,249,170.00

--- ADJUSTMENT ---

	Rate Per AF	Volume AF	Amount
Dec 2007 adj full service to agr voided	478.00	120.8	57,742.40
Dec 2007 adj full service to agr voided (Vallecitos)	364.00	-120.8	-43,971.20
Dec 2007 adj full service to agr voided (Vallecitos)	478.00	-120.3	-57,503.40
Dec 2007 adj full service to agr voided (Vallecitos)	364.00	120.3	43,789.20
Dec 2007 adj full service to agr voided (Vista)	478.00	-5.2	-2,485.60
Dec 2007 adj full service to agr voided (Vista)	364.00	5.2	1,892.80
Jan 2008 adj full service to agr voided	508.00	-30.8	-15,544.80
Jan 2008 adj full service to agr voided (Carlsbad Municipal)	394.00	30.6	12,056.40
Jan 2008 adj full service to agr voided	508.00	-95.7	-48,615.60
Jan 2008 adj full service to agr voided (Fallbrook)	394.00	95.7	37,705.80

Agency Name	Invoice No.	Rev.	Bill Period	Page No.	Mailed On	Due On
San Diego County Water Authority	5940	0	February 2008	3 of 7	03-10-08	04-30-08

--- ADJUSTMENT ---

	Rate Per AF	Volume AF	Amount
Jan 2008 adj full service to agr	508.00	-10.8	-5,486.40
Jan 2008 adj full service to agr (Oceanside)	394.00	10.8	4,255.20
Jan 2008 adj full service to agr	508.00	-9.1	-4,622.80
Jan 2008 adj full service to agr (Olivenhain)	394.00	9.1	3,585.40
Jan 2008 adj full service to agr	508.00	-1.8	-914.40
Jan 2008 adj full service to agr (Otay)	394.00	1.8	709.20
Jan 2008 adj full service to agr	508.00	-6.3	-3,200.40
Jan 2008 adj full service to agr (Padre Dam)	394.00	6.3	2,482.20
Jan 2008 adj full service to agr	508.00	-223.0	-113,284.00
Jan 2008 adj full service to agr (Rainbow)	394.00	223.0	87,862.00
Jan 2008 adj full service to agr	508.00	-0.8	-406.40
Jan 2008 adj full service to agr (City of San Diego)	394.00	0.8	315.20
Jan 2008 adj full service to agr	508.00	-2.1	-1,066.80
Jan 2008 adj full service to agr (Santa Fe Irrigation)	394.00	2.1	827.40
Jan 2008 adj full service to agr	508.00	-46.2	-23,469.60
Jan 2008 adj full service to agr (Vallecitos)	394.00	46.2	18,202.80
Jan 2008 adj full service to agr	508.00	-360.4	-183,083.20
Jan 2008 adj full service to agr (Valley Center)	394.00	360.4	141,997.60
Feb 2008 adj from full service to wheeling	508.00	-15.5	-7,874.00
Feb 2008 adj from full service to wheeling (Fallbrook)	143.00	15.5	2,216.50
Feb 2008 adj from full service to wheeling (Fallbrook)	25.00	15.5	387.50
Feb 2008 adj from full service to wheeling (Fallbrook)	157.00	15.5	2,433.50
Feb 2008 adj from full service to tijuana	508.00	-389.0	-197,612.00

Adjustment Subtotal -389.0 -290,679.50

SD-07 Total 4,038.5 1,958,490.50

Meter No SD-08

Treated Domestic	Constant	Previous Reading	Current Reading	Volume (Cu. Ft.)	Rate Desc.
n/o Red Mtn. n/o Mission Rd.	100	31358472	31433738	7526600	Unbundled

--- DELIVERIES ---

	Rate Per AF	Volume AF	Amount
Tier 1 Supply Rate	73.00	172.8	12,614.40
System Access Rate	143.00	172.8	24,710.40
Water Stewardship Rate	25.00	172.8	4,320.00
System Power Rate	110.00	172.8	19,008.00
Treatment Surcharge	157.00	172.8	27,129.60
Feb 2008, meter under 10% flow Tier 1 supply rate	73.00	0.9	65.70
Feb 2008, meter under 10% flow System access rate	143.00	0.9	128.70
Feb 2008, meter under 10% flow Water stewardship rate	25.00	0.9	22.50
Feb 2008, meter under 10% flow System power rate	110.00	0.9	99.00
Feb 2008, meter under 10% flow Treatment surcharge	157.00	0.9	141.30

Delivery Subtotal 173.7 88,239.60

SD-08 Total 173.7 88,239.60

Meter No SD-09

Treated Domestic	Constant	Previous Reading	Current Reading	Volume (Cu. Ft.)	Rate Desc.
w/o Rainbow Glen. Rd. n/o Red Mtn.	100	7001929	7001929	0	Unbundled

--- DELIVERIES ---

Rate Per AF	Volume AF	Amount
-------------	-----------	--------

SD-09 Total 0.0 0.00

Meter No SD-11

Untreated Domestic	Constant	Previous Reading	Current Reading	Volume (Cu. Ft.)	Rate Desc.
e/o Wilt Rd. n/o Dos Ninos Ave.	10,000	12987308	13045654	583460000	Unbundled

--- DELIVERIES ---

	Rate Per AF	Volume AF	Amount
Tier 1 Supply Rate	73.00	13,394.4	977,791.20
System Access Rate	143.00	13,394.4	1,915,399.20

Agency Name	Invoice No.	Rev.	Bill Period	Page No.	Mailed On	Due On
San Diego County Water Authority	5940	0	February 2008	4 of 7	03-10-08	04-30-08

--- DELIVERIES ---

	Rate Per AF	Volume AF	Amount
Water Stewardship Rate	25.00	13,394.4	334,860.00
System Power Rate	110.00	13,394.4	1,473,384.00
Delivery Subtotal		13,394.4	4,701,434.40

--- ADJUSTMENT ---

	Rate Per AF	Volume AF	Amount
Dec 2007 adj full service to agr	331.00	-2.2	-728.20
Dec 2007 adj full service to agr (Poway)	241.00	2.2	530.20
Dec 2007 adj full service to agr	331.00	-7.4	-2,449.40
Dec 2007 adj full service to agr (Vista)	241.00	7.4	1,783.40
Jan 2008 adj full service to agr	351.00	-31.2	-10,951.20
Jan 2008 adj full service to agr (Escondido)	261.00	31.2	8,143.20
Jan 2008 adj full service to agr	351.00	-30.4	-10,670.40
Jan 2008 adj full service to agr (Oceanside)	261.00	30.4	7,934.40
Jan 2008 adj full service to agr	351.00	-8.4	-2,948.40
Jan 2008 adj full service to agr (Olivenhain)	261.00	8.4	2,192.40
Jan 2008 adj full service to agr	351.00	-12.8	-4,492.80
Jan 2008 adj full service to agr (City of San Diego)	261.00	12.8	3,340.80
Jan 2008 adj full service to agr	351.00	-4.4	-1,544.40
Jan 2008 adj full service to agr (Santa Fe Irrigation)	261.00	4.4	1,148.40
Jan 2008 adj full service to surface storage - In-Lieu - (San Diego CWA)	351.00	-200.0	-70,200.00
Feb 2008 adj full service to surface storage - Direct - (San Diego CWA)	351.00	-53.6	-18,813.60
Feb 2008 adj full service to surface storage - In-Lieu - (San Diego CWA)	351.00	-440.2	-154,510.20
Feb 2008 adj from full service to wheeling	351.00	-5,958.3	-2,091,363.30
Feb 2008 adj from full service to wheeling (San Diego CWA)	278.00		1,656,407.40
Adjustment Subtotal		-6,652.1	-687,191.70

SD-11 Total 6,742.3 4,014,242.70

Meter No SD-DS1

Desalted	Constant	Previous Reading	Current Reading	Volume (Cu. Ft.)	Rate Desc.
Desalted		N/A	N/A	N/A	Unbundled

--- ADJUSTMENT ---

	Rate Per AF	Volume AF	Amount
Feb 2008 lppds contribution	160.00	125.2	-20,032.00
Adjustment Subtotal		125.2	-20,032.00

SD-DS1 Total 125.2 -20,032.00

Meter No SD-GRP1

Recovered	Constant	Previous Reading	Current Reading	Volume (Cu. Ft.)	Rate Desc.
Recovered Greenbelt		N/A	N/A	N/A	Unbundled

--- ADJUSTMENT ---

	Rate Per AF	Volume AF	Amount
FEB 2008 GRP	530.00	280.0	148,400.00
FEB 2008 GRP	780.00		-218,400.00
Adjustment Subtotal		280.0	-70,000.00

SD-GRP1 Total 280.0 -70,000.00

Meter No SD-RCL1

Reclaimed	Constant	Previous Reading	Current Reading	Volume (Cu. Ft.)	Rate Desc.
Reclaimed		N/A	N/A	N/A	Unbundled

--- ADJUSTMENT ---

	Rate Per AF	Volume AF	Amount
Feb 2008 lrp contribution	250.00	7.6	-1,900.00
Adjustment Subtotal		7.6	-1,900.00

Agency Name	Invoice No.	Rev	Bill Period	Page No.	Mailed On	Due On
San Diego County Water Authority	5940	0	February 2008	5 of 7	03-10-08	04-30-08

SD-RCL1 Total 7.6 -1,900.00

Meter No SD-RCL10

Reclaimed	Constant	Previous Reading	Current Reading	Volume (Cu. Ft.)	Rate Desc.
Reclaimed		N/A	N/A	N/A	Unbundled

---ADJUSTMENT---

	Rate Per AF	Volume AF	Amount
Jan 2008 lrp contribution	250.00	172.9	-43,225.00
Adjustment Subtotal		<u>172.9</u>	<u>-43,225.00</u>
SD-RCL10 Total		172.9	-43,225.00

Meter No SD-RCL11

Reclaimed	Constant	Previous Reading	Current Reading	Volume (Cu. Ft.)	Rate Desc.
Reclaimed		N/A	N/A	N/A	Unbundled

---ADJUSTMENT---

	Rate Per AF	Volume AF	Amount
Feb 2008 contribution	250.00	1.2	-300.00
Adjustment Subtotal		<u>1.2</u>	<u>-300.00</u>
SD-RCL11 Total		1.2	-300.00

Meter No SD-RCL12

Reclaimed	Constant	Previous Reading	Current Reading	Volume (Cu. Ft.)	Rate Desc.
Reclaimed		N/A	N/A	N/A	Unbundled

---ADJUSTMENT---

	Rate Per AF	Volume AF	Amount
Jan 2008 lrp contribution	250.00	49.9	-12,475.00
Adjustment Subtotal		<u>49.9</u>	<u>-12,475.00</u>
SD-RCL12 Total		49.9	-12,475.00

Meter No SD-RCL13

Reclaimed	Constant	Previous Reading	Current Reading	Volume (Cu. Ft.)	Rate Desc.
Reclaimed		N/A	N/A	N/A	Unbundled

---ADJUSTMENT---

	Rate Per AF	Volume AF	Amount
Feb 2008 contribution	250.00	19.8	-4,950.00
Adjustment Subtotal		<u>19.8</u>	<u>-4,950.00</u>
SD-RCL13 Total		19.8	-4,950.00

Meter No SD-RCL15

Reclaimed	Constant	Previous Reading	Current Reading	Volume (Cu. Ft.)	Rate Desc.
Reclaimed		N/A	N/A	N/A	Unbundled

---ADJUSTMENT---

	Rate Per AF	Volume AF	Amount
Jul 2007 contribution voided	150.00	-130.3	19,545.00
Jul 2007 contribution	150.00	133.0	-19,950.00
Aug 2007 contribution voided	150.00	-69.7	10,455.00
Aug 2007 contribution	150.00	71.3	-10,695.00
Sep 2007 contribution voided	150.00	-128.7	19,305.00
Sep 2007 contribution	150.00	130.9	-19,635.00
Oct 2007 contribution voided	150.00	-38.7	5,805.00

Agency Name	Invoice No.	Rev.	Bill Period	Page No.	Mailed On	Due On
San Diego County Water Authority	5940	0	February 2008	6 of 7	03-10-08	04-30-08

--- ADJUSTMENT ---

	Rate Per AF	Volume AF	Amount
Oct 2007 contribution	150.00	69.2	-10,380.00
Nov 2007 contribution voided	150.00	-100.1	15,015.00
Nov 2007 contribution	150.00	101.1	-15,185.00
Dec 2007 contribution	150.00	87.9	-13,185.00
Jan 2008 contribution	150.00	19.8	-2,970.00
Adjustment Subtotal		145.7	-21,855.00
SD-RCL15 Total		145.7	-21,855.00

Meter No SD-RCL6

Reclaimed	Constant	Previous Reading	Current Reading	Volume (Cu. Ft.)	Rate Desc.
Reclaimed		N/A	N/A	N/A	Unbundled

--- ADJUSTMENT ---

	Rate Per AF	Volume AF	Amount
Jan 2008 lrp contribution	185.00	125.6	-23,236.00
Adjustment Subtotal		125.6	-23,236.00
SD-RCL6 Total		125.6	-23,236.00

Meter No SD-RCL8

Reclaimed	Constant	Previous Reading	Current Reading	Volume (Cu. Ft.)	Rate Desc.
Reclaimed		N/A	N/A	N/A	Unbundled

--- ADJUSTMENT ---

	Rate Per AF	Volume AF	Amount
Dec 2007 lrp contribution	200.00	69.2	-13,840.00
Adjustment Subtotal		69.2	-13,840.00
SD-RCL8 Total		69.2	-13,840.00

Meter No SDTJ-01A

Treated Domestic	Constant	Previous Reading	Current Reading	Volume (Cu. Ft.)	Rate Desc.
San Diego-Tijuana	133.68	178696	300516	16285994	Unbundled

--- DELIVERIES ---

	Rate Per AF	Volume AF	Amount
System Access Rate	143.00	373.9	53,467.70
Water Stewardship Rate	25.00	373.9	9,347.50
Treatment Surcharge	157.00	373.9	58,702.30
Delivery Subtotal		373.9	121,517.50

--- ADJUSTMENT ---

	Rate Per AF	Volume AF	Amount
OTAY Loss for Tijuana Delivery (Otay)	325.00	11.2	3,640.00
SD Loss for Tijuana Delivery (San Diego CWA)	325.00	3.9	1,267.50
MWD Loss for Tijuana Delivery	325.00	14.0	4,550.00
Adjustment Subtotal		29.1	9,457.50
SDTJ-01A Total		403.0	130,975.00


--- OTHER CHARGES AND CREDITS ---

	Amount
Conservation Ag # 78189	-341,495.00
Tier 2 Surcharge adjustment for prior calendar year 2007	-1,372.80
Variable Power - Treated 373.9 AF @ \$163.39/AF 2/08 Tijuana Delivery	61,091.52
Variable Power - Treated (Loss) 29.1 AF @ \$163.39/AF 2/08 Tijuana Delivery	4,754.65

Agency Name	Invoice No.	Rev.	Bill Period	Page No.	Mailed On	Due On
San Diego County Water Authority	5940	0	February 2008	7 of 7	03-10-08	04-30-08

VOLUME TOTAL	INVOICE TOTAL
19,832.6	\$8,836,225.77

This invoice was printed on 3/7/2008 at 12:55:18PM

**MWD**

METROPOLITAN WATER DISTRICT OF SOUTHERN CALIFORNIA

700 North Alameda Street

Los Angeles, CA, 90012-2944

INVOICE**Billed To:**

San Diego County Water Authority

**Service Address**4677 Overland Avenue
San Diego, CA 92123-1233

March 2008	Page No. 1 of 2
Mailed: 04/10/2008	Due Date: 05/30/2008
Invoice Number: 5968	Revision: 0

NOTICE

The MWD Administrative Code Section 4507 and 4508 require that payment must be made in "Good Funds" by the due date or the payment will be considered delinquent and an additional charge shall be assessed.

DELIVERIES

	Volume (AF)
Total Water Treated Delivered	15,393.3
Total Water Untreated Delivered	30,834.4

SALES

	Type	Volume (AF)	Rate (\$ /AF)	Total (\$)
Full Service	Tier 1 Supply Rate	36,681.9	\$73.00	\$2,677,778.70
	System Access Rate	36,681.9	\$143.00	\$5,245,511.70
	Water Stewardship Rate	36,681.9	\$25.00	\$917,047.50
	System Power Rate	36,681.9	\$110.00	\$4,035,009.00
	Treatment Surcharge	14,149.9	\$157.00	\$2,221,534.30
Adjust Full Service Prior Rates				
Certification(s) for 200601 to 200612 for Domestic	Treated	-8.5	\$453.00	(\$3,850.50)
Certification(s) for 200701 to 200712 for Domestic	Treated	-10.9	\$478.00	(\$5,210.20)
	Untreated	-178.4	\$331.00	(\$59,050.40)
IAWP	Treated	425.0		\$166,655.50
	Untreated	255.6		\$63,143.60
SUBTOTAL				\$15,258,569.20

MISCELLANEOUS SALES

Surface Storage Operating Agreement - UT, Scheduled	1,164.0	\$303,804.00
		\$303,804.00

WATER MANAGEMENT

	Volume (AF)	Total (\$)
Local Resource Programs	892.9	(\$201,614.70)
SUBTOTAL		(\$201,614.70)


EXCHANGES, WHEELING, AND OTHER DELIVERIES

Wheeling	Treated	15.8	\$325.00	\$5,135.00
Tijuana Emergency Deliveries and Losses		930.7		\$302,477.50
IID San Diego Exchange UnTreated		5,958.4		\$1,656,435.20
				\$1,964,047.70

OTHER CHARGES AND CREDITS

		Rate (\$ /AF)	
Tier 2 Surcharge for 2007	974.7	\$96.00	\$93,571.20
Miscellaneous Debit/Credit (See Detail)			\$172,868.21
SUBTOTAL			\$266,439.41

MWD2010-00275109



MWD
 METROPOLITAN WATER DISTRICT OF SOUTHERN CALIFORNIA
 700 North Alameda Street
 Los Angeles, CA, 90012-2944

INVOICE**Billed To:**

San Diego County Water Authority

**Service Address**

4677 Overland Avenue
 San Diego, CA 92123-1233

March 2008	Page No. 2 of 2
Mailed: 04/10/2008	Due Date: 05/30/2008
Invoice Number: 5968	Revision: 0

NOTICE

The MWD Administrative Code Section 4507 and 4508 require that payment must be made in "Good Funds" by the due date or the payment will be considered delinquent and an additional charge shall be assessed.

ADDITIONAL INFORMATION

	Volume (AF)	Tier1 %	Peak Day	Flow (CFS)
Purchase Order Commitment (Jan 2003 to Dec 2012)	3,342,570.6			
Purchase Order Firm Delivery To Date (Jan 2003 to Dec 2012)	2,567,712.9			
Tier 1 Annual Limit (For Current Calendar Year)	501,385.6			
Tier 1 YTD Deliveries (For Current Calendar Year)	77,729.7	16.0		
Tier 1 Current Month Deliveries By Billing Period	36,697.7			
Capacity Charge			5/4/2004	1,296.0

INVOICE TOTAL


Volume AF

40,168.1

Amount Now Due

\$17,591,245.61

Note: Amount Due is based on highlighted fields.



MWD
 METROPOLITAN WATER DISTRICT OF SOUTHERN CALIFORNIA
 700 North Alameda Street
 Los Angeles, CA, 90012-2944

INVOICE DETAIL

NOTICE

The MWD Administrative Code Section 4507 and 4508 require that payment must be made in "Good Funds" by the due date or the payment will be considered delinquent and an additional charge shall be assessed.

IN ACCORDANCE WITH READINGS AND BILLING DATA LISTED BELOW

Agency Name	Invoice No.	Rev.	Bill Period	Page No.	Mailed On	Due On
San Diego County Water Authority	5968	0	March 2008	1 of 7	04-10-08	05-30-08

Meter No CM-10

Treated	Constant	Previous Reading	Current Reading	Volume (Cu. Ft.)	Rate Desc.
Treated Domestic		0	0	0	Unbundled

--- ADJUSTMENT ---				Rate Per AF	Volume AF	Amount
Mar 2008 oc to sd transfer				508.00	76.4	38,811.20
Adjustment Subtotal					76.4	38,811.20
CM-10 Total					76.4	38,811.20

Meter No SD-01A

Treated Domestic	Constant	Previous Reading	Current Reading	Volume (Cu. Ft.)	Rate Desc.
Rainbow Cyn. Rd. e/o Frontage Rd.	1,000	22155308	22272080	116772000	Unbundled

--- DELIVERIES ---				Rate Per AF	Volume AF	Amount
Tier 1 Supply Rate				73.00	2,680.7	195,691.10
System Access Rate				143.00	2,680.7	383,340.10
Water Stewardship Rate				25.00	2,680.7	67,017.50
System Power Rate				110.00	2,680.7	294,877.00
Treatment Surcharge				157.00	2,680.7	420,869.90
Delivery Subtotal					2,680.7	1,361,795.60
SD-01A Total					2,680.7	1,361,795.60

Meter No SD-01B

Treated Domestic	Constant	Previous Reading	Current Reading	Volume (Cu. Ft.)	Rate Desc.
Rainbow Cyn. Rd. e/o Frontage Rd.	1,000	21810562	21925794	115232000	Unbundled

--- DELIVERIES ---				Rate Per AF	Volume AF	Amount
Tier 1 Supply Rate				73.00	2,645.4	193,114.20
System Access Rate				143.00	2,645.4	378,292.20
Water Stewardship Rate				25.00	2,645.4	66,135.00
System Power Rate				110.00	2,645.4	290,994.00
Treatment Surcharge				157.00	2,645.4	415,327.80
Delivery Subtotal					2,645.4	1,343,863.20
SD-01B Total					2,645.4	1,343,863.20

Meter No SD-02

Treated Domestic	Constant	Previous Reading	Current Reading	Volume (Cu. Ft.)	Rate Desc.
w/o Rainbow Glen Rd.	100	21264584	21366286	10170200	Unbundled

Agency Name	Invoice No.	Rev.	Bill Period	Page No.	Mailed On	Due On
San Diego County Water Authority	5968	0	March 2008	2 of 7	04-10-08	05-30-08

--- DELIVERIES ---

	Rate Per AF	Volume AF	Amount
Tier 1 Supply Rate	73.00	233.5	17,045.50
System Access Rate	143.00	233.5	33,390.50
Water Stewardship Rate	25.00	233.5	5,837.50
System Power Rate	110.00	233.5	25,685.00
Treatment Surcharge	157.00	233.5	36,659.50
Mar 2008, meter under 10% flow Tier 1 supply rate	73.00	0.5	36.50
Mar 2008, meter under 10% flow System access rate	143.00	0.5	71.50
Mar 2008, meter under 10% flow Water stewardship rate	25.00	0.5	12.50
Mar 2008, meter under 10% flow System power rate	110.00	0.5	55.00
Mar 2008, meter under 10% flow Treatment surcharge	157.00	0.5	78.50
Delivery Subtotal		234.0	118,872.00
SD-02 Total		234.0	118,872.00

Meter No SD-03

Untreated Domestic	Constant	Previous Reading	Current Reading	Volume (Cu. Ft.)	Rate Desc.
Rainbow Cyn. Rd. e/o Frontage Rd.	1.000	67799560	68098000	298440000	Unbundled

--- DELIVERIES ---

	Rate Per AF	Volume AF	Amount
Tier 1 Supply Rate	73.00	6,851.2	500,137.60
System Access Rate	143.00	6,851.2	979,721.60
Water Stewardship Rate	25.00	6,851.2	171,280.00
System Power Rate	110.00	6,851.2	753,632.00
Delivery Subtotal		6,851.2	2,404,771.20

--- ADJUSTMENT ---

	Rate Per AF	Volume AF	Amount
AUG 2007 ADJ Surface Storage TO Scheduled SOLD VOIDED (San Diego CWA)	261.00	-520.1	-135,746.10
OCT 2007 ADJ Surface Storage TO Scheduled SOLD (San Diego CWA)	261.00	520.1	135,746.10
Adjustment Subtotal		0.0	0.00
SD-03 Total		6,851.2	2,404,771.20

Meter No SD-05

Treated Domestic	Constant	Previous Reading	Current Reading	Volume (Cu. Ft.)	Rate Desc.
s/o Reche Rd. w/o Wilt Rd.	100	7067332	7138788	7145600	Unbundled

--- DELIVERIES ---

	Rate Per AF	Volume AF	Amount
Tier 1 Supply Rate	73.00	164.0	11,972.00
System Access Rate	143.00	164.0	23,452.00
Water Stewardship Rate	25.00	164.0	4,100.00
System Power Rate	110.00	164.0	18,040.00
Treatment Surcharge	157.00	164.0	25,748.00
Delivery Subtotal		164.0	83,312.00
SD-05 Total		164.0	83,312.00

Meter No SD-07

Treated Domestic	Constant	Previous Reading	Current Reading	Volume (Cu. Ft.)	Rate Desc.
e/o Wilt Rd. n/o Dos Ninos Ave.	1.000	106248480	106659056	410576000	Unbundled

--- DELIVERIES ---

	Rate Per AF	Volume AF	Amount
Tier 1 Supply Rate	73.00	9,425.5	688,061.50
System Access Rate	143.00	9,425.5	1,347,846.50
Water Stewardship Rate	25.00	9,425.5	235,637.50
System Power Rate	110.00	9,425.5	1,036,805.00
Treatment Surcharge	157.00	9,425.5	1,479,803.50
Delivery Subtotal		9,425.5	4,788,154.00

Agency Name	Invoice No.	Rev	Bill Period	Page No.	Mailed On	Due On
San Diego County Water Authority	5968	0	March 2008	3 of 7	04-10-08	05-30-08

--- ADJUSTMENT ---

	Rate Per AF	Volume AF	Amount
Aug 2006 adj full service to agr voided	453.00	84.0	38,052.00
Aug 2006 adj full service to agr voided (Carlsbad Municipal)	339.00	-84.0	-28,476.00
Aug 2006 adj full service to agr	453.00	-92.5	-41,902.50
Aug 2006 adj full service to agr (Carlsbad Municipal)	339.00	92.5	31,357.50
Jan 2007 adj full service to agr voided	478.00	82.2	39,291.60
Jan 2007 adj full service to agr voided (Carlsbad Municipal)	364.00	-82.2	-29,920.80
Jan 2007 adj full service to agr	478.00	-82.0	-39,196.00
Jan 2007 adj full service to agr (Carlsbad Municipal)	364.00	82.0	29,848.00
Jan 2007 adj full service to agr voided	478.00	795.2	380,105.60
Jan 2007 adj full service to agr voided (Fallbrook)	364.00	-795.2	-289,452.80
Jan 2007 adj full service to agr	478.00	-773.7	-369,828.60
Jan 2007 adj full service to agr (Fallbrook)	364.00	773.7	281,626.80
Feb 2007 adj full service to agr voided	478.00	341.3	163,141.40
Feb 2007 adj full service to agr voided (Fallbrook)	364.00	-341.3	-124,233.20
Feb 2007 adj full service to agr	478.00	-337.6	-161,372.80
Feb 2007 adj full service to agr (Fallbrook)	364.00	337.6	122,886.40
Mar 2007 adj full service to agr voided	478.00	62.3	29,779.40
Mar 2007 adj full service to agr voided (Carlsbad Municipal)	364.00	-62.3	-22,677.20
Mar 2007 adj full service to agr	478.00	-62.1	-29,683.80
Mar 2007 adj full service to agr (Carlsbad Municipal)	364.00	62.1	22,604.40
Oct 2007 adj full service to agr	478.00	-3.7	-1,768.60
Oct 2007 adj full service to agr (City of San Diego)	364.00	3.7	1,346.80
Nov 2007 adj full service to agr	478.00	-1.8	-860.40
Nov 2007 adj full service to agr (City of San Diego)	364.00	1.8	655.20
Dec 2007 adj full service to agr	478.00	-27.7	-13,240.60
Dec 2007 adj full service to agr (Rincon)	364.00	27.7	10,082.80
Dec 2007 adj full service to agr	478.00	-3.3	-1,577.40
Dec 2007 adj full service to agr (City of San Diego)	364.00	3.3	1,201.20
Jan 2008 adj full service to agr	508.00	-1.7	-863.60
Jan 2008 adj full service to agr (Lakeside W.D.)	394.00	1.7	669.80
Jan 2008 adj full service to agr	508.00	-0.6	-304.80
Jan 2008 adj full service to agr (Ramona)	394.00	0.6	236.40
Jan 2008 adj full service to agr	508.00	-2.4	-1,219.20
Jan 2008 adj full service to agr (Rincon)	394.00	2.4	945.60
Jan 2008 adj full service to agr	508.00	-2.3	-1,168.40
Jan 2008 adj full service to agr (Vista)	394.00	2.3	906.20
Feb 2008 adj full service to agr	508.00	-9.1	-4,622.80
Feb 2008 adj full service to agr (Carlsbad Municipal)	394.00	9.1	3,585.40
Feb 2008 adj full service to agr	508.00	-26.1	-13,258.80
Feb 2008 adj full service to agr (Fallbrook)	394.00	26.1	10,283.40
Feb 2008 adj full service to agr	508.00	-0.1	-50.80
Feb 2008 adj full service to agr (Lakeside W.D.)	394.00	0.1	39.40
Feb 2008 adj full service to agr	508.00	-4.9	-2,489.20
Feb 2008 adj full service to agr (Oceanside)	394.00	4.9	1,930.60
Feb 2008 adj full service to agr	508.00	-5.5	-2,794.00
Feb 2008 adj full service to agr (Olivenhain)	394.00	5.5	2,167.00
Feb 2008 adj full service to agr	508.00	-1.5	-762.00
Feb 2008 adj full service to agr (Otay)	394.00	1.5	591.00
Feb 2008 adj full service to agr	508.00	-1.5	-762.00
Feb 2008 adj full service to agr (Padre Dam)	394.00	1.5	591.00
Feb 2008 adj full service to agr	508.00	-123.2	-62,585.60
Feb 2008 adj full service to agr (Rainbow)	394.00	123.2	48,540.80
Feb 2008 adj full service to agr	508.00	-0.9	-457.20
Feb 2008 adj full service to agr (Ramona)	394.00	0.9	354.60
Feb 2008 adj full service to agr	508.00	-2.6	-1,320.80
Feb 2008 adj full service to agr (Rincon)	394.00	2.6	1,024.40
Feb 2008 adj full service to agr	508.00	-0.2	-101.60
Feb 2008 adj full service to agr (City of San Diego)	394.00	0.2	78.80
Feb 2008 adj full service to agr	508.00	-33.3	-16,916.40
Feb 2008 adj full service to agr (Vallecitos)	394.00	33.3	13,120.20
Feb 2008 adj full service to agr	508.00	-189.7	-96,367.60
Feb 2008 adj full service to agr (Valley Center)	394.00	189.7	74,741.80
Mar 2008 adj from full service to wheeling	508.00	-15.8	-8,026.40
Mar 2008 adj from full service to wheeling (System Access) (Fallbrook)	143.00	15.8	2,259.40
Mar 2008 adj from full service to wheeling (Stewardship) (Fallbrook)	25.00	15.8	395.00
Mar 2008 adj from full service to wheeling (Treatment) (Fallbrook)	157.00	15.8	2,480.60
Mar 2008 adj from full service to tijuana delivery	508.00	-898.4	-456,387.20

Agency Name	Invoice No.	Rev.	Bill Period	Page No.	Mailed On	Due On
San Diego County Water Authority	5968	0	March 2008	4 of 7	04-10-08	05-30-08

Adjustment Subtotal	-898.4	-507,728.60
SD-07 Total	8,527.1	4,280,425.40

Meter No SD-08

Treated Domestic	Constant	Previous Reading	Current Reading	Volume (Cu. Ft.)	Rate Desc.
n/o Red Mtn. n/o Mission Rd.	100	31433738	31539904	10616600	Unbundled

--- DELIVERIES ---

	Rate Per AF	Volume AF	Amount
Tier 1 Supply Rate	73.00	243.7	17,790.10
System Access Rate	143.00	243.7	34,849.10
Water Stewardship Rate	25.00	243.7	6,092.50
System Power Rate	110.00	243.7	26,807.00
Treatment Surcharge	157.00	243.7	38,260.90
Delivery Subtotal		243.7	123,799.60
SD-08 Total		243.7	123,799.60

Meter No SD-09

Treated Domestic	Constant	Previous Reading	Current Reading	Volume (Cu. Ft.)	Rate Desc.
w/o Rainbow Glen. Rd. n/o Red Mtn.	100	7001929	7001929	0	Unbundled

--- DELIVERIES ---

Rate Per AF	Volume AF	Amount
	0.0	0.00
SD-09 Total		

Meter No SD-11

Untreated Domestic	Constant	Previous Reading	Current Reading	Volume (Cu. Ft.)	Rate Desc.
e/o Wilt Rd. n/o Dos Ninos Ave.	10,000	13045654	13150125	1044710000	Unbundled

--- DELIVERIES ---

	Rate Per AF	Volume AF	Amount
Tier 1 Supply Rate	73.00	23,983.2	1,750,773.60
System Access Rate	143.00	23,983.2	3,429,597.60
Water Stewardship Rate	25.00	23,983.2	599,580.00
System Power Rate	110.00	23,983.2	2,638,152.00
Delivery Subtotal		23,983.2	8,418,103.20

--- ADJUSTMENT ---

	Rate Per AF	Volume AF	Amount
AUG 2007 ADJ Surface Storage TO Scheduled SOLD VOIDED (San Diego CWA)	261.00	-1,421.1	-370,907.10
AUG 2007 ADJ Surface Storage TO Scheduled SOLD VOIDED (San Diego CWA)	261.00	-2,412.2	-629,584.20
AUG 2007 ADJ Surface Storage TO Scheduled SOLD VOIDED (San Diego CWA)	261.00	-2,328.4	-607,712.40
AUG 2007 ADJ Surface Storage TO Scheduled SOLD (San Diego CWA)	261.00	747.1	194,993.10
AUG 2007 ADJ Surface Storage TO Scheduled SOLD (San Diego CWA)	261.00	2,576.3	672,414.30
AUG 2007 ADJ Surface Storage TO Scheduled SOLD (San Diego CWA)	261.00	4,679.4	1,221,323.40
Oct 2007 adj full service to agr	331.00	-59.9	-19,826.90
Oct 2007 adj full service to agr (City of San Diego)	241.00	59.9	14,435.90
OCT 2007 ADJ Surface Storage TO Scheduled SOLD VOIDED (San Diego CWA)	261.00	-299.5	-78,169.50
OCT 2007 ADJ Surface Storage TO Scheduled SOLD VOIDED (San Diego CWA)	261.00	-747.1	-194,993.10
OCT 2007 ADJ Surface Storage TO Scheduled SOLD VOIDED (San Diego CWA)	261.00	-3,515.4	-917,519.40
OCT 2007 ADJ Surface Storage TO Scheduled SOLD VOIDED (San Diego CWA)	261.00	-0.3	-78.30
OCT 2007 ADJ Surface Storage TO Scheduled SOLD VOIDED (San Diego CWA)	261.00	-3,005.9	-784,539.90
OCT 2007 ADJ Surface Storage TO Scheduled SOLD (San Diego CWA)	261.00	1,421.1	370,907.10
OCT 2007 ADJ Surface Storage TO Scheduled SOLD (San Diego CWA)	261.00	299.5	78,169.50
OCT 2007 ADJ Surface Storage TO Scheduled SOLD (San Diego CWA)	261.00	0.3	78.30
OCT 2007 ADJ Surface Storage TO Scheduled SOLD (San Diego CWA)	261.00	2,412.2	629,584.20
OCT 2007 ADJ Surface Storage TO Scheduled SOLD (San Diego CWA)	261.00	2,328.4	607,712.40
OCT 2007 ADJ Surface Storage TO Scheduled SOLD (San Diego CWA)	261.00	429.6	112,125.60
Nov 2007 adj full service to agr	331.00	-82.6	-27,340.60
Nov 2007 adj full service to agr (City of San Diego)	241.00	82.6	19,906.60
Dec 2007 adj full service to agr	331.00	-35.9	-11,882.90
Dec 2007 adj full service to agr (City of San Diego)	241.00	35.9	8,651.90
Jan 2008 adj full service to agr	351.00	-2.0	-702.00

Agency Name	Invoice No.	Rev.	Bill Period	Page No.	Mailed On	Due On
San Diego County Water Authority	5968	0	March 2008	5 of 7	04-10-08	05-30-08

--- ADJUSTMENT ---

	Rate Per AF	Volume AF	Amount
Jan 2008 adj full service to agr (Poway)	261.00	2.0	522.00
Jan 2008 adj full service to agr	351.00	-10.1	-3,545.10
Jan 2008 adj full service to agr (Ramona)	261.00	10.1	2,636.10
Jan 2008 adj full service to agr	351.00	-5.1	-1,790.10
Jan 2008 adj full service to agr (Vista)	261.00	5.1	1,331.10
Feb 2008 adj full service to agr	351.00	-5.9	-2,070.90
Feb 2008 adj full service to agr (Escondido)	261.00	5.9	1,539.90
Feb 2008 adj full service to agr	351.00	-22.8	-8,002.80
Feb 2008 adj full service to agr (Oceanside)	261.00	22.8	5,950.80
Feb 2008 adj full service to agr	351.00	-2.8	-982.80
Feb 2008 adj full service to agr (Olivenhain)	261.00	2.8	730.80
Feb 2008 adj full service to agr	351.00	-22.1	-7,757.10
Feb 2008 adj full service to agr (Ramona)	261.00	22.1	5,768.10
Feb 2008 adj full service to agr	351.00	-3.9	-1,368.90
Feb 2008 adj full service to agr (City of San Diego)	261.00	3.9	1,017.90
Feb 2008 adj full service to agr	351.00	-2.5	-877.50
Feb 2008 adj full service to agr (Santa Fe Irrigation)	261.00	2.5	652.50
Mar 2008 adj exch iid to sdcwa	351.00	-5,958.4	-2,091,398.40
Mar 2008 adj exch iid to sdcwa (San Diego CWA)	278.00		1,656,435.20
Mar 2008 adj full service to surface storage - Direct - (San Diego CWA)	351.00	-1,126.5	-395,401.50
Mar 2008 adj full service to surface storage - In-Lieu - (San Diego CWA)	351.00	-1,140.3	-400,245.30
Adjustment Subtotal		-7,061.2	-949,810.00
SD-11 Total		16,922.0	7,468,293.20

Meter No SD-DS1

Desalted	Constant	Previous Reading	Current Reading	Volume (Cu. Ft.)	Rate Desc.
Desalted		N/A	N/A	N/A	Unbundled

--- ADJUSTMENT ---

	Rate Per AF	Volume AF	Amount
Mar 2008 lppds contribution	160.00	156.7	-25,072.00
Adjustment Subtotal		156.7	-25,072.00
SD-DS1 Total		156.7	-25,072.00

Meter No SD-GRP1

Recovered	Constant	Previous Reading	Current Reading	Volume (Cu. Ft.)	Rate Desc.
Recovered Greenbelt		N/A	N/A	N/A	Unbundled

--- ADJUSTMENT ---

	Rate Per AF	Volume AF	Amount
MAR 2008 GRP	530.00	351.6	186,348.00
MAR 2008 GRP	780.00		-274,248.00
Adjustment Subtotal		351.6	-87,900.00
SD-GRP1 Total		351.6	-87,900.00

Meter No SD-RCL1

Reclaimed	Constant	Previous Reading	Current Reading	Volume (Cu. Ft.)	Rate Desc.
Reclaimed		N/A	N/A	N/A	Unbundled

--- ADJUSTMENT ---

	Rate Per AF	Volume AF	Amount
Mar 2008 lrp contribution	250.00	17.5	-4,375.00
Adjustment Subtotal		17.5	-4,375.00
SD-RCL1 Total		17.5	-4,375.00

Agency Name	Invoice No.	Rev.	Bill Period	Page No.	Mailed On	Due On
San Diego County Water Authority	5968	0	March 2008	6 of 7	04-10-08	05-30-08

Meter No SD-RCL10

Reclaimed	Constant	Previous Reading	Current Reading	Volume (Cu. Ft.)	Rate Desc.
Reclaimed		N/A	N/A	N/A	Unbundled

--- ADJUSTMENT ---			Rate Per AF	Volume AF	Amount
Feb 2008 lrp contribution			250.00	249.2	-62,300.00
Adjustment Subtotal				249.2	-62,300.00
SD-RCL10 Total				249.2	-62,300.00

Meter No SD-RCL12

Reclaimed	Constant	Previous Reading	Current Reading	Volume (Cu. Ft.)	Rate Desc.
Reclaimed		N/A	N/A	N/A	Unbundled

--- ADJUSTMENT ---			Rate Per AF	Volume AF	Amount
Feb 2008 lrp contribution			250.00	18.9	-4,725.00
Adjustment Subtotal				18.9	-4,725.00
SD-RCL12 Total				18.9	-4,725.00

Meter No SD-RCL15

Reclaimed	Constant	Previous Reading	Current Reading	Volume (Cu. Ft.)	Rate Desc.
Reclaimed		N/A	N/A	N/A	Unbundled

--- ADJUSTMENT ---			Rate Per AF	Volume AF	Amount
Feb 2008 contribution			150.00	18.0	-2,700.00
Mar 2008 contribution			150.00	7.5	-1,125.00
Adjustment Subtotal				25.5	-3,825.00
SD-RCL15 Total				25.5	-3,825.00

Meter No SD-RCL6

Reclaimed	Constant	Previous Reading	Current Reading	Volume (Cu. Ft.)	Rate Desc.
Reclaimed		N/A	N/A	N/A	Unbundled

--- ADJUSTMENT ---			Rate Per AF	Volume AF	Amount
Feb 2008 lrp contribution			185.00	67.7	-12,524.50
Adjustment Subtotal				67.7	-12,524.50
SD-RCL6 Total				67.7	-12,524.50

Meter No SD-RCL9

Reclaimed	Constant	Previous Reading	Current Reading	Volume (Cu. Ft.)	Rate Desc.
Reclaimed		N/A	N/A	N/A	Unbundled

--- ADJUSTMENT ---			Rate Per AF	Volume AF	Amount
FEB 2008 LPPRE			113.00	5.8	655.40
FEB 2008 LPPRE			267.00		-1,548.60
Adjustment Subtotal				5.8	-893.20
SD-RCL9 Total				5.8	-893.20

Agency Name	Invoice No.	Rev.	Bill Period	Page No.	Mailed On	Due On
San Diego County Water Authority	5968	0	March 2008	7 of 7	04-10-08	05-30-08

Meter No SDTJ-01A

Treated Domestic	Constant	Previous Reading	Current Reading	Volume (Cu. Ft.)	Rate Desc.
San Diego-Tijuana	133.68	300516	581913	37619684	Unbundled

--- DELIVERIES ---

	Rate Per AF	Volume AF	Amount
System Access Rate	143.00	863.6	123,494.80
Water Stewardship Rate	25.00	863.6	21,590.00
Treatment Surcharge	157.00	863.6	135,585.20
Delivery Subtotal		863.6	280,670.00

--- ADJUSTMENT ---

	Rate Per AF	Volume AF	Amount
OTAY Loss for Tijuana Delivery (Otay)	325.00	25.9	8,417.50
SD Loss for Tijuana Delivery (San Diego CWA)	325.00	8.9	2,892.50
MWD Loss for Tijuana Delivery	325.00	32.3	10,497.50
Adjustment Subtotal		67.1	21,807.50

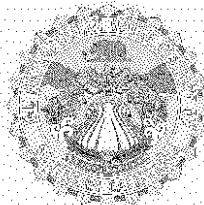
SDTJ-01A Total **930.7** **302,477.50**

--- OTHER CHARGES AND CREDITS ---

	Amount
Tier 2 Surcharge adjustment for prior calendar year 2007	93,571.20
Variable Power - Treated 863.6 AF @ \$185.74/AF 3/08 Tijuana Delivery	160,405.06
Variable Power - Treated (Loss) 67.1 AF @ \$185.74/AF 3/08 Tijuana Delivery	12,463.15

VOLUME TOTAL	INVOICE TOTAL
40,168.1	\$17,591,245.61

This invoice was printed on 4/9/2008 at 9:46:13AM

**MWD**

METROPOLITAN WATER DISTRICT OF SOUTHERN CALIFORNIA

700 North Alameda Street

Los Angeles, CA, 90012-2944

INVOICE**Billed To:**

San Diego County Water Authority

**Service Address**4677 Overland Avenue
San Diego, CA 92123-1233

April 2008	Page No. 1 of 2
Mailed: 05/09/2008	Due Date: 06/30/2008
Invoice Number: 5996	Revision: 0

NOTICE

The MWD Administrative Code Section 4507 and 4508 require that payment must be made in "Good Funds" by the due date or the payment will be considered delinquent and an additional charge shall be assessed.

DELIVERIES

	Volume (AF)
Total Water Treated Delivered	18,217.8
Total Water Untreated Delivered	31,705.9

SALES

	Type	Volume (AF)	Rate (\$ /AF)	Total (\$)
Full Service	Tier 1 Supply Rate	39,959.9	\$73.00	\$2,917,072.70
	System Access Rate	39,959.9	\$143.00	\$5,714,265.70
	Water Stewardship Rate	39,959.9	\$25.00	\$998,997.50
	System Power Rate	39,959.9	\$110.00	\$4,395,589.00
	Treatment Surcharge	15,142.6	\$157.00	\$2,377,388.20
Adjust Full Service Prior Rates				
Certification(s) for 200601 to 200612 for Domestic	Treated	-8.2	\$453.00	(\$3,714.60)
Certification(s) for 200701 to 200712 for Domestic	Treated	-52.2	\$478.00	(\$24,951.60)
Certification(s) for 200601 to 200612 for Domestic	Untreated	-2.8	\$331.00	(\$926.80)
Certification(s) for 200701 to 200712 for Domestic	Untreated	-2.5	\$331.00	(\$827.50)
IAWP	Treated	2,547.9		\$1,001,855.60
	Untreated	346.3		\$90,278.30
SUBTOTAL				\$17,465,026.50

WATER MANAGEMENT

	Volume (AF)	Total (\$)
Local Resource Programs	2,266.9	(\$516,740.80)
SUBTOTAL		(\$516,740.80)

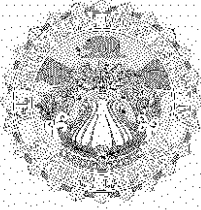
EXCHANGES, WHEELING, AND OTHER DELIVERIES

Tijuana Emergency Deliveries and Losses	682.4	\$221,780.00
IID San Diego Exchange UnTreated	5,958.3	\$1,656,407.40
		\$1,878,187.40

OTHER CHARGES AND CREDITS

		Rate (\$ /AF)	
Conservation Credit			(\$327,460.00)
Tier 2 Surcharge for 2007	54.7	\$96.00	(\$5,251.20)
Readiness To Serve Charge(Payment Schedule: S)			\$5,107,904.00
Capacity Charge(Payment Schedule: S)			\$4,406,400.00
Miscellaneous Debit/Credit (See Detail)			\$143,249.40
SUBTOTAL			\$9,324,842.20

MWD2010-00275118



MWD
 METROPOLITAN WATER DISTRICT OF SOUTHERN CALIFORNIA
 700 North Alameda Street
 Los Angeles, CA, 90012-2944

INVOICE**Billed To:**

San Diego County Water Authority

**Service Address**

4677 Overland Avenue
 San Diego, CA 92123-1233

April 2008	Page No. 2 of 2
Mailed: 05/09/2008	Due Date: 06/30/2008
Invoice Number: 5996	Revision: 0

NOTICE

The MWD Administrative Code Section 4507 and 4508 require that payment must be made in "Good Funds" by the due date or the payment will be considered delinquent and an additional charge shall be assessed.

ADDITIONAL INFORMATION	Volume (AF)	Tier1 %	Peak Day	Flow (CFS)
Purchase Order Commitment (Jan 2003 to Dec 2012)	3,342,570.6			
Purchase Order Firm Delivery To Date (Jan 2003 to Dec 2012)	2,608,242.1			
Tier 1 Annual Limit (For Current Calendar Year)	501,385.6			
Tier 1 YTD Deliveries (For Current Calendar Year)	118,316.0	24.0		
Tier 1 Current Month Deliveries By Billing Period	40,618.6			
Capacity Charge			5/4/2004	1,296.0

INVOICE TOTAL

Volume AF

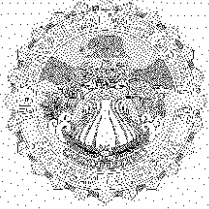
45,737.7

Amount Now Due

\$28,151,315.30

Note: Amount Due is based on highlighted fields.

MWD2010-00275119



MWD
 METROPOLITAN WATER DISTRICT OF SOUTHERN CALIFORNIA
 700 North Alameda Street
 Los Angeles, CA, 90012-2944

INVOICE DETAIL

NOTICE

The MWD Administrative Code Section 4507 and 4508 require that payment must be made in "Good Funds" by the due date or the payment will be considered delinquent and an additional charge shall be assessed.

IN ACCORDANCE WITH READINGS AND BILLING DATA LISTED BELOW

Agency Name	Invoice No.	Rev.	Bill Period	Page No.	Mailed On	Due On
San Diego County Water Authority	5996	0	April 2008	1 of 9	05-09-08	06-30-08

Meter No CM-10

Treated	Constant	Previous Reading	Current Reading	Volume (Cu. Ft.)	Rate Desc.
Treated Domestic		0	0	0	Unbundled

---	ADJUSTMENT ---	Rate Per AF	Volume AF	Amount
	Apr 2008 oc to sd transfer	508.00	71.0	36,068.00
	Adjustment Subtotal		71.0	36,068.00
	CM-10 Total		71.0	36,068.00

Meter No SD-01A

Treated Domestic	Constant	Previous Reading	Current Reading	Volume (Cu. Ft.)	Rate Desc.
Rainbow Cyn. Rd. e/o Frontage Rd.	1,000	22272080	22413920	141840000	Unbundled

---	DELIVERIES ---	Rate Per AF	Volume AF	Amount
	Tier 1 Supply Rate	73.00	3,256.2	237,702.60
	System Access Rate	143.00	3,256.2	465,636.60
	Water Stewardship Rate	25.00	3,256.2	81,405.00
	System Power Rate	110.00	3,256.2	358,182.00
	Treatment Surcharge	157.00	3,256.2	511,223.40
	Delivery Subtotal		3,256.2	1,654,149.60
	SD-01A Total		3,256.2	1,654,149.60

Meter No SD-01B

Treated Domestic	Constant	Previous Reading	Current Reading	Volume (Cu. Ft.)	Rate Desc.
Rainbow Cyn. Rd. e/o Frontage Rd.	1,000	21925794	22067572	141778000	Unbundled

---	DELIVERIES ---	Rate Per AF	Volume AF	Amount
	Tier 1 Supply Rate	73.00	3,254.8	237,600.40
	System Access Rate	143.00	3,254.8	465,436.40
	Water Stewardship Rate	25.00	3,254.8	81,370.00
	System Power Rate	110.00	3,254.8	358,028.00
	Treatment Surcharge	157.00	3,254.8	511,003.60
	Delivery Subtotal		3,254.8	1,653,438.40
	SD-01B Total		3,254.8	1,653,438.40

Meter No SD-02

Treated Domestic	Constant	Previous Reading	Current Reading	Volume (Cu. Ft.)	Rate Desc.
w/o Rainbow Glen Rd.	100	21366286	21510392	14410600	Unbundled

Agency Name	Invoice No.	Rev	Bill Period	Page No.	Mailed On	Due On
San Diego County Water Authority	5996	0	April 2008	2 of 9	05-09-08	06-30-08

--- DELIVERIES ---

	Rate Per AF	Volume AF	Amount
Tier 1 Supply Rate	73.00	330.8	24,148.40
System Access Rate	143.00	330.8	47,304.40
Water Stewardship Rate	25.00	330.8	8,270.00
System Power Rate	110.00	330.8	36,388.00
Treatment Surcharge	157.00	330.8	51,935.60
Apr 2008, meter under 10% flow Tier 1 supply rate	73.00	0.4	29.20
Apr 2008, meter under 10% flow System access rate	143.00	0.4	57.20
Apr 2008, meter under 10% flow Water stewardship rate	25.00	0.4	10.00
Apr 2008, meter under 10% flow System power rate	110.00	0.4	44.00
Apr 2008, meter under 10% flow Treatment surcharge	157.00	0.4	62.80
Delivery Subtotal		331.2	168,249.60
SD-02 Total		331.2	168,249.60

Meter No SD-03

Untreated Domestic	Constant	Previous Reading	Current Reading	Volume (Cu. Ft.)	Rate Desc.
Rainbow Cyn. Rd. e/o Frontage Rd.	1.000	68098000	68429632	331632000	Unbundled

--- DELIVERIES ---

	Rate Per AF	Volume AF	Amount
Tier 1 Supply Rate	73.00	7,613.2	555,763.60
System Access Rate	143.00	7,613.2	1,088,687.60
Water Stewardship Rate	25.00	7,613.2	190,330.00
System Power Rate	110.00	7,613.2	837,452.00
Delivery Subtotal		7,613.2	2,672,233.20

--- ADJUSTMENT ---

	Rate Per AF	Volume AF	Amount
Feb 2007 adj full service to agr voided	331.00	14.7	4,865.70
Feb 2007 adj full service to agr voided (Vista)	241.00	-14.7	-3,542.70
Feb 2007 adj full service to agr	331.00	-15.0	-4,965.00
Feb 2007 adj full service to agr (Vista)	241.00	15.0	3,615.00
Adjustment Subtotal		0.0	-27.00
SD-03 Total		7,613.2	2,672,206.20

Meter No SD-05

Treated Domestic	Constant	Previous Reading	Current Reading	Volume (Cu. Ft.)	Rate Desc.
s/o Reche Rd. w/o Wilt Rd	100	7138788	7224423	8563500	Unbundled

--- DELIVERIES ---

	Rate Per AF	Volume AF	Amount
Tier 1 Supply Rate	73.00	196.6	14,351.80
System Access Rate	143.00	196.6	28,113.80
Water Stewardship Rate	25.00	196.6	4,915.00
System Power Rate	110.00	196.6	21,626.00
Treatment Surcharge	157.00	196.6	30,866.20
Delivery Subtotal		196.6	99,872.80
SD-05 Total		196.6	99,872.80

Meter No SD-07

Treated Domestic	Constant	Previous Reading	Current Reading	Volume (Cu. Ft.)	Rate Desc.
e/o Wilt Rd. n/o Dos Ninos Ave.	1,000	106659056	107129480	470424000	Unbundled

--- DELIVERIES ---

	Rate Per AF	Volume AF	Amount
Tier 1 Supply Rate	73.00	10,799.4	788,356.20
System Access Rate	143.00	10,799.4	1,544,314.20
Water Stewardship Rate	25.00	10,799.4	269,985.00
System Power Rate	110.00	10,799.4	1,187,934.00
Treatment Surcharge	157.00	10,799.4	1,695,505.80

Agency Name	Invoice No.	Rev	Bill Period	Page No.	Mailed On	Due On
San Diego County Water Authority	5996	0	April 2008	3 of 9	05-09-08	06-30-08

Delivery Subtotal	10,799.4	5,486,095.20
--------------------------	-----------------	---------------------

--- ADJUSTMENT ---

	Rate Per AF	Volume AF	Amount
Jul 2006 adj full service to agr voided	453.00	68.3	30,939.90
Jul 2006 adj full service to agr voided (Vista)	339.00	-68.3	-23,153.70
Jul 2006 adj full service to agr	453.00	-70.0	-31,710.00
Jul 2006 adj full service to agr (Vista)	339.00	70.0	23,730.00
Aug 2006 adj full service to agr voided	453.00	61.4	27,814.20
Aug 2006 adj full service to agr voided (Vista)	339.00	-61.4	-20,814.60
Aug 2006 adj full service to agr	453.00	-64.0	-28,992.00
Aug 2006 adj full service to agr (Vista)	339.00	64.0	21,696.00
Sep 2006 adj full service to agr voided	453.00	34.4	15,583.20
Sep 2006 adj full service to agr voided (Vista)	339.00	-34.4	-11,661.80
Sep 2006 adj full service to agr	453.00	-36.4	-16,489.20
Sep 2006 adj full service to agr (Vista)	339.00	36.4	12,339.60
Oct 2006 adj full service to agr voided	453.00	38.3	17,349.90
Oct 2006 adj full service to agr voided (Vista)	339.00	-38.3	-12,983.70
Oct 2006 adj full service to agr	453.00	-39.3	-17,802.90
Oct 2006 adj full service to agr (Vista)	339.00	39.3	13,322.70
Nov 2006 adj full service to agr voided	453.00	23.2	10,509.60
Nov 2006 adj full service to agr voided (Vista)	339.00	-23.2	-7,864.80
Nov 2006 adj full service to agr	453.00	-23.6	-10,690.80
Nov 2006 adj full service to agr (Vista)	339.00	23.6	8,000.40
Dec 2006 adj full service to agr voided	453.00	9.9	4,484.70
Dec 2006 adj full service to agr voided (Vista)	339.00	-9.9	-3,356.10
Dec 2006 adj full service to agr	453.00	-10.4	-4,711.20
Dec 2006 adj full service to agr (Vista)	339.00	10.4	3,525.60
Jan 2007 adj full service to agr voided	478.00	16.3	7,791.40
Jan 2007 adj full service to agr voided (Vista)	364.00	-16.3	-5,933.20
Jan 2007 adj full service to agr	478.00	-16.8	-8,030.40
Jan 2007 adj full service to agr (Vista)	364.00	16.8	6,115.20
Feb 2007 adj full service to agr voided	478.00	18.6	8,890.80
Feb 2007 adj full service to agr voided (Vista)	364.00	-18.6	-6,770.40
Feb 2007 adj full service to agr	478.00	-19.0	-9,082.00
Feb 2007 adj full service to agr (Vista)	364.00	19.0	6,916.00
Mar 2007 adj full service to agr voided	478.00	20.3	9,703.40
Mar 2007 adj full service to agr voided (Vista)	364.00	-20.3	-7,389.20
Mar 2007 adj full service to agr	478.00	-20.7	-9,894.60
Mar 2007 adj full service to agr (Vista)	364.00	20.7	7,534.80
Apr 2007 adj full service to agr voided	478.00	52.4	25,047.20
Apr 2007 adj full service to agr voided (Vista)	364.00	-52.4	-19,073.60
Apr 2007 adj full service to agr	478.00	-53.0	-25,334.00
Apr 2007 adj full service to agr (Vista)	364.00	53.0	19,292.00
Apr 2007 adj full service to agr voided	478.00	2,721.8	1,301,020.40
Apr 2007 adj full service to agr voided (Valley Center)	364.00	-2,721.8	-990,735.20
Apr 2007 adj full service to agr	478.00	-2,697.4	-1,289,357.20
Apr 2007 adj full service to agr (Valley Center)	364.00	2,697.4	981,853.60
May 2007 adj full service to agr voided	478.00	46.2	22,083.60
May 2007 adj full service to agr voided (Vista)	364.00	-46.2	-16,816.80
May 2007 adj full service to agr	478.00	-47.0	-22,466.00
May 2007 adj full service to agr (Vista)	364.00	47.0	17,108.00
Jun 2007 adj full service to agr voided	478.00	78.8	37,666.40
Jun 2007 adj full service to agr voided (Vista)	364.00	-78.8	-28,683.20
Jun 2007 adj full service to agr	478.00	-81.9	-39,148.20
Jun 2007 adj full service to agr (Vista)	364.00	81.9	29,811.60
Nov 2007 adj full service to agr	478.00	-70.8	-33,842.40
Nov 2007 adj full service to agr (Carlsbad Municipal)	364.00	70.8	25,771.20
Feb 2008 adj full service to agr	508.00	-4.6	-2,336.80
Feb 2008 adj full service to agr (Vista)	394.00	4.6	1,812.40
Mar 2008 adj full service to agr	508.00	-38.2	-19,405.60
Mar 2008 adj full service to agr (Carlsbad Municipal)	394.00	38.2	15,050.80
Mar 2008 adj full service to agr	508.00	-325.0	-165,100.00
Mar 2008 adj full service to agr (Fallbrook)	394.00	325.0	128,050.00
Mar 2008 adj full service to agr	508.00	-22.2	-11,277.60
Mar 2008 adj full service to agr (Oceanside)	394.00	22.2	8,746.80
Mar 2008 adj full service to agr	508.00	-18.3	-9,296.40
Mar 2008 adj full service to agr (Olivenhain)	394.00	18.3	7,210.20
Mar 2008 adj full service to agr	508.00	-1.5	-762.00

Agency Name	Invoice No.	Rev	Bill Period	Page No.	Mailed On	Due On
San Diego County Water Authority	5996	0	April 2008	4 of 9	05-09-08	06-30-08

--- ADJUSTMENT ---

	Rate Per AF	Volume AF	Amount
Mar 2008 adj full service to agr (Otay)	394.00	1.5	591.00
Mar 2008 adj full service to agr	508.00	-33.8	-17,170.40
Mar 2008 adj full service to agr (Padre Dam)	394.00	33.8	13,317.20
Mar 2008 adj full service to agr	508.00	-672.4	-341,579.20
Mar 2008 adj full service to agr (Rainbow)	394.00	672.4	264,925.60
Mar 2008 adj full service to agr	508.00	-0.7	-355.60
Mar 2008 adj full service to agr (Ramona)	394.00	0.7	275.80
Mar 2008 adj full service to agr	508.00	-0.1	-50.80
Mar 2008 adj full service to agr (City of San Diego)	394.00	0.1	39.40
Mar 2008 adj full service to agr	508.00	-2.8	-1,422.40
Mar 2008 adj full service to agr (Santa Fe Irrigation)	394.00	2.8	1,103.20
Mar 2008 adj full service to agr	508.00	-33.3	-16,916.40
Mar 2008 adj full service to agr (Vallecitos)	394.00	33.3	13,120.20
Mar 2008 adj full service to agr	508.00	-1,334.6	-677,976.80
Mar 2008 adj full service to agr (Valley Center)	394.00	1,334.6	525,832.40
Apr 2008 adj from full service to tijuana delivery	508.00	-658.7	-334,619.60
Adjustment Subtotal		-658.7	-625,080.20
SD-07 Total		10,140.7	4,861,015.00

Meter No SD-08

Treated Domestic	Constant	Previous Reading	Current Reading	Volume (Cu. Ft.)	Rate Desc.
n/o Red Mtn. n/o Mission Rd.	100	31539904	31704096	16419200	Unbundled

--- DELIVERIES ---

	Rate Per AF	Volume AF	Amount
Tier 1 Supply Rate	73.00	376.9	27,513.70
System Access Rate	143.00	376.9	53,896.70
Water Stewardship Rate	25.00	376.9	9,422.50
System Power Rate	110.00	376.9	41,459.00
Treatment Surcharge	157.00	376.9	59,173.30
Delivery Subtotal		376.9	191,465.20
SD-08 Total		376.9	191,465.20

Meter No SD-09

Treated Domestic	Constant	Previous Reading	Current Reading	Volume (Cu. Ft.)	Rate Desc.
w/o Rainbow Glen. Rd. n/o Red Mtn.	100	7001929	7003124	119500	Unbundled

--- DELIVERIES ---

	Rate Per AF	Volume AF	Amount
Tier 1 Supply Rate	73.00	2.7	197.10
System Access Rate	143.00	2.7	386.10
Water Stewardship Rate	25.00	2.7	67.50
System Power Rate	110.00	2.7	297.00
Treatment Surcharge	157.00	2.7	423.90
Delivery Subtotal		2.7	1,371.60
SD-09 Total		2.7	1,371.60

Meter No SD-11

Untreated Domestic	Constant	Previous Reading	Current Reading	Volume (Cu. Ft.)	Rate Desc.
e/o Wilt Rd. n/o Dos Ninos Ave.	10,000	13150125	13255073	1049480000	Unbundled

--- DELIVERIES ---

	Rate Per AF	Volume AF	Amount
Tier 1 Supply Rate	73.00	24,092.7	1,758,767.10
System Access Rate	143.00	24,092.7	3,445,256.10
Water Stewardship Rate	25.00	24,092.7	602,317.50
System Power Rate	110.00	24,092.7	2,650,197.00
Delivery Subtotal		24,092.7	8,456,537.70

Agency Name	Invoice No.	Rev	Bill Period	Page No.	Mailed On	Due On
San Diego County Water Authority	5996	0	April 2008	5 of 9	05-09-08	06-30-08

--- ADJUSTMENT ---

	Rate Per AF	Volume AF	Amount
Oct 2006 adj full service to agr voided	331.00	46.3	15,325.30
Oct 2006 adj full service to agr voided (Vista)	241.00	-46.3	-11,158.30
Oct 2006 adj full service to agr	331.00	-47.4	-15,689.40
Oct 2006 adj full service to agr (Vista)	241.00	47.4	11,423.40
Nov 2006 adj full service to agr voided	331.00	25.5	8,440.50
Nov 2006 adj full service to agr voided (Vista)	241.00	-25.5	-6,145.50
Nov 2006 adj full service to agr	331.00	-26.0	-8,606.00
Nov 2006 adj full service to agr (Vista)	241.00	26.0	6,266.00
Dec 2006 adj full service to agr voided	331.00	27.3	9,036.30
Dec 2006 adj full service to agr voided (Vista)	241.00	-27.3	-6,579.30
Dec 2006 adj full service to agr	331.00	-28.5	-9,433.50
Dec 2006 adj full service to agr (Vista)	241.00	28.5	6,868.50
Jan 2007 adj full service to agr voided	331.00	18.8	6,222.80
Jan 2007 adj full service to agr voided (Vista)	241.00	-18.8	-4,530.80
Jan 2007 adj full service to agr	331.00	-19.4	-6,421.40
Jan 2007 adj full service to agr (Vista)	241.00	19.4	4,675.40
Mar 2007 adj full service to agr voided	331.00	8.8	2,912.80
Mar 2007 adj full service to agr voided (Vista)	241.00	-8.8	-2,120.80
Mar 2007 adj full service to agr	331.00	-9.0	-2,979.00
Mar 2007 adj full service to agr (Vista)	241.00	9.0	2,169.00
Apr 2007 adj full service to agr voided	331.00	35.5	11,750.50
Apr 2007 adj full service to agr voided (Vista)	241.00	-35.5	-8,555.50
Apr 2007 adj full service to agr	331.00	-35.9	-11,882.90
Apr 2007 adj full service to agr (Vista)	241.00	35.9	8,651.90
May 2007 adj full service to agr voided	331.00	18.6	6,156.60
May 2007 adj full service to agr voided (Vista)	241.00	-18.6	-4,482.60
May 2007 adj full service to agr	331.00	-18.9	-6,255.90
May 2007 adj full service to agr (Vista)	241.00	18.9	4,554.90
Jun 2007 adj full service to agr voided	331.00	17.2	5,693.20
Jun 2007 adj full service to agr voided (Vista)	241.00	-17.2	-4,145.20
Jun 2007 adj full service to agr	331.00	-17.9	-5,924.90
Jun 2007 adj full service to agr (Vista)	241.00	17.9	4,313.90
Feb 2008 adj full service to surface storage - Direct - (San Diego CWA) VOIDED	351.00	53.6	18,813.60
Feb 2008 adj full service to surface storage - In-Lieu - (San Diego CWA) VOIDED	351.00	440.2	154,510.20
Feb 2008 adj full service to surface storage - Direct - (San Diego CWA)	351.00	-51.9	-18,216.90
Feb 2008 adj full service to surface storage - In-Lieu - (San Diego CWA)	351.00	-411.9	-144,576.90
Feb 2008 adj full service to agr	351.00	-1.4	-491.40
Feb 2008 adj full service to agr (Poway)	261.00	1.4	365.40
Feb 2008 adj full service to agr	351.00	-6.5	-2,281.50
Feb 2008 adj full service to agr (Vista)	261.00	6.5	1,696.50
Mar 2008 adj full service to surface storage - Direct - (San Diego CWA) VOIDED	351.00	1,126.5	395,401.50
Mar 2008 adj full service to surface storage - In-Lieu - (San Diego CWA) VOIDED	351.00	1,140.3	400,245.30
Mar 2008 adj full service to surface storage - Direct - (San Diego CWA)	351.00	-1,126.5	-395,401.50
Mar 2008 adj full service to surface storage - In-Lieu - (San Diego CWA)	351.00	-1,213.3	-425,868.30
Mar 2008 adj full service to agr	351.00	-140.5	-49,315.50
Mar 2008 adj full service to agr (Escondido)	261.00	140.5	36,670.50
Mar 2008 adj full service to agr	351.00	-164.4	-57,704.40
Mar 2008 adj full service to agr (Oceanside)	261.00	164.4	42,908.40
Mar 2008 adj full service to agr	351.00	-4.3	-1,509.30
Mar 2008 adj full service to agr (Olivenhain)	261.00	4.3	1,122.30
Mar 2008 adj full service to agr	351.00	-17.4	-6,107.40
Mar 2008 adj full service to agr (Ramona)	261.00	17.4	4,541.40
Mar 2008 adj full service to agr	351.00	-6.5	-2,281.50
Mar 2008 adj full service to agr (City of San Diego)	261.00	6.5	1,696.50
Apr 2008 adj full service to surface storage - Direct - (San Diego CWA)	351.00	-331.0	-116,181.00
Apr 2008 adj full service to surface storage - In-Lieu - (San Diego CWA)	351.00	-215.3	-75,570.30
Apr 2008 iid exch to sdcwa	351.00	-5,958.3	-2,091,363.30
Apr 2008 iid exch to sdcwa (San Diego CWA)	278.00		1,656,407.40

Adjustment Subtotal -6,547.6 -672,940.20

SD-11 Total 17,545.1 7,783,597.50

Meter No SD-DS1

Desalted	Constant	Previous Reading	Current Reading	Volume (Cu. Ft.)	Rate Desc.
Desalted		N/A	N/A	N/A	Unbundled

Agency Name	Invoice No.	Rev	Bill Period	Page No.	Mailed On	Due On
San Diego County Water Authority	5996	0	April 2008	6 of 9	05-09-08	06-30-08

--- ADJUSTMENT ---

	Rate Per AF	Volume AF	Amount
Apr 2008 Ippds contribution	160.00	150.9	-24,144.00
Adjustment Subtotal		150.9	-24,144.00
SD-DS1 Total		150.9	-24,144.00

Meter No SD-GRP1

Recovered	Constant	Previous Reading	Current Reading	Volume (Cu. Ft.)	Rate Desc.
Recovered Greenbelt		N/A	N/A	N/A	Unbundled

--- ADJUSTMENT ---

	Rate Per AF	Volume AF	Amount
APR 2008 GRP	530.00	334.4	177,232.00
APR 2008 GRP	780.00		-260,832.00
Adjustment Subtotal		334.4	-83,600.00
SD-GRP1 Total		334.4	-83,600.00

Meter No SD-RCL1

Reclaimed	Constant	Previous Reading	Current Reading	Volume (Cu. Ft.)	Rate Desc.
Reclaimed		N/A	N/A	N/A	Unbundled

--- ADJUSTMENT ---

	Rate Per AF	Volume AF	Amount
Apr 2008 Irp contribution	250.00	53.1	-13,275.00
Adjustment Subtotal		53.1	-13,275.00
SD-RCL1 Total		53.1	-13,275.00

Meter No SD-RCL10

Reclaimed	Constant	Previous Reading	Current Reading	Volume (Cu. Ft.)	Rate Desc.
Reclaimed		N/A	N/A	N/A	Unbundled

--- ADJUSTMENT ---

	Rate Per AF	Volume AF	Amount
May 2007 contribution voided	200.00	-342.0	68,400.00
May 2007 contribution	200.00	404.0	-80,800.00
Jun 2007 Irp contribution voided	250.00	-398.2	99,550.00
Jun 2007 Irp contribution	250.00	465.4	-116,350.00
Jul 2007 Irp contribution voided	250.00	-725.6	181,400.00
Jul 2007 Irp contribution	250.00	795.1	-198,775.00
Aug 2007 Irp contribution voided	250.00	-532.4	133,100.00
Aug 2007 Irp contribution	250.00	587.1	-146,775.00
Sep 2007 Irp contribution voided	250.00	-591.3	147,825.00
Sep 2007 Irp contribution	250.00	667.9	-166,975.00
Oct 2007 Irp contribution voided	250.00	-363.6	90,900.00
Oct 2007 Irp contribution	250.00	419.4	-104,850.00
Nov 2007 Irp contribution voided	250.00	-366.8	91,700.00
Nov 2007 Irp contribution	250.00	449.7	-112,425.00
Dec 2007 Irp contribution voided	250.00	-180.0	45,000.00
Dec 2007 Irp contribution	250.00	242.3	-60,575.00
Mar 2008 Irp contribution	250.00	415.1	-103,775.00
Adjustment Subtotal		946.1	-233,425.00
SD-RCL10 Total		946.1	-233,425.00

Meter No SD-RCL11

Reclaimed	Constant	Previous Reading	Current Reading	Volume (Cu. Ft.)	Rate Desc.
Reclaimed		N/A	N/A	N/A	Unbundled

Agency Name	Invoice No.	Rev	Bill Period	Page No.	Mailed On	Due On
San Diego County Water Authority	5996	0	April 2008	7 of 9	05-09-08	06-30-08

--- ADJUSTMENT ---

	Rate Per AF	Volume AF	Amount
Mar 2008 contribution	250.00	9.7	-2,425.00
Apr 2008 contribution	250.00	37.0	-9,250.00
Adjustment Subtotal		46.7	-11,675.00
SD-RCL11 Total		-46.7	-11,675.00

Meter No SD-RCL12

Reclaimed	Constant	Previous Reading	Current Reading	Volume (Cu. Ft.)	Rate Desc.
Reclaimed		N/A	N/A	N/A	Unbundled

--- ADJUSTMENT ---

	Rate Per AF	Volume AF	Amount
Mar 2008 lrp contribution	250.00	13.0	-3,250.00
Adjustment Subtotal		13.0	-3,250.00
SD-RCL12 Total		13.0	-3,250.00

Meter No SD-RCL13

Reclaimed	Constant	Previous Reading	Current Reading	Volume (Cu. Ft.)	Rate Desc.
Reclaimed		N/A	N/A	N/A	Unbundled

--- ADJUSTMENT ---

	Rate Per AF	Volume AF	Amount
Mar 2008 contribution	250.00	83.6	-20,900.00
Apr 2008 contribution	250.00	115.7	-28,925.00
Adjustment Subtotal		199.3	-49,825.00
SD-RCL13 Total		199.3	-49,825.00

Meter No SD-RCL15

Reclaimed	Constant	Previous Reading	Current Reading	Volume (Cu. Ft.)	Rate Desc.
Reclaimed		N/A	N/A	N/A	Unbundled

--- ADJUSTMENT ---

	Rate Per AF	Volume AF	Amount
Apr 2008 contribution	150.00	84.7	-12,705.00
Adjustment Subtotal		84.7	-12,705.00
SD-RCL15 Total		84.7	-12,705.00

Meter No SD-RCL5

Reclaimed	Constant	Previous Reading	Current Reading	Volume (Cu. Ft.)	Rate Desc.
Reclaimed		N/A	N/A	N/A	Unbundled

--- ADJUSTMENT ---

	Rate Per AF	Volume AF	Amount
APR 2008 LPPRE	113.00	1.3	146.90
APR 2008 LPPRE	267.00		-347.10
Adjustment Subtotal		1.3	-200.20
SD-RCL5 Total		-1.3	-200.20

Meter No SD-RCL6

Reclaimed	Constant	Previous Reading	Current Reading	Volume (Cu. Ft.)	Rate Desc.
Reclaimed		N/A	N/A	N/A	Unbundled

--- ADJUSTMENT ---

Rate Per AF	Volume AF	Amount
-------------	-----------	--------

Agency Name	Invoice No.	Rev.	Bill Period	Page No.	Mailed On	Due On
San Diego County Water Authority	5996	0	April 2008	8 of 9	05-09-08	06-30-08

--- ADJUSTMENT ---

	Rate Per AF	Volume AF	Amount
Mar 2008 lrp contribution	185.00	151.2	-27,972.00
Adjustment Subtotal		151.2	-27,972.00
SD-RCL6 Total		151.2	-27,972.00

Meter No SD-RCL8

Reclaimed	Constant	Previous Reading	Current Reading	Volume (Cu. Ft.)	Rate Desc.
Reclaimed		N/A	N/A	N/A	Unbundled

--- ADJUSTMENT ---

	Rate Per AF	Volume AF	Amount
Jan 2008 lrp contribution	200.00	67.9	-13,580.00
Feb 2008 lrp contribution	200.00	47.2	-9,440.00
Mar 2008 lrp contribution	200.00	158.7	-31,740.00
Adjustment Subtotal		273.8	-54,760.00
SD-RCL8 Total		273.8	-54,760.00

Meter No SD-RCL9

Reclaimed	Constant	Previous Reading	Current Reading	Volume (Cu. Ft.)	Rate Desc.
Reclaimed		N/A	N/A	N/A	Unbundled

--- ADJUSTMENT ---

	Rate Per AF	Volume AF	Amount
MAR 2008 LPPRE	113.00	12.4	1,401.20
MAR 2008 LPPRE	267.00		-3,310.80
Adjustment Subtotal		12.4	-1,909.60
SD-RCL9 Total		12.4	-1,909.60

Meter No SDTJ-01A

Treated Domestic	Constant	Previous Reading	Current Reading	Volume (Cu. Ft.)	Rate Desc.
San Diego-Tijuana	133.68	581913	788240	27583650	Unbundled

--- DELIVERIES ---

	Rate Per AF	Volume AF	Amount
System Access Rate	143.00	633.2	90,547.60
Water Stewardship Rate	25.00	633.2	15,830.00
Treatment Surcharge	157.00	633.2	99,412.40
Delivery Subtotal		633.2	205,790.00

--- ADJUSTMENT ---

	Rate Per AF	Volume AF	Amount
OTAY Loss for Tijuana Delivery (Otay)	325.00	19.0	6,175.00
SD Loss for Tijuana Delivery (San Diego CWA)	325.00	6.5	2,112.50
MWD Loss for Tijuana Delivery	325.00	23.7	7,702.50
Adjustment Subtotal		49.2	15,990.00
SDTJ-01A Total		682.4	221,780.00

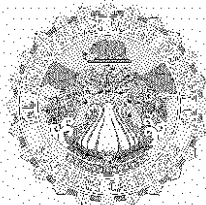
--- OTHER CHARGES AND CREDITS ---

	Amount
Conservation Ag # 78189	-327,460.00
Capacity Charge for current calendar year	4,406,400.00
Readiness to Serve Charge for current fiscal year	5,107,904.00
Tier 2 Surcharge adjustment for prior calendar year 2007	-5,251.20
Variable Power - Treated 633.2 AF @ \$209.92/AF 4/08 Tijuana Delivery	132,921.34
Variable Power - Treated (Loss) 49.2 AF @ \$209.92/AF 4/08 Tijuana Delivery	10,328.00

Agency Name	Invoice No.	Rev.	Bill Period	Page No.	Mailed On	Due On
San Diego County Water Authority	5996	0	April 2008	9 of 9	05-09-08	06-30-08

VOLUME TOTAL	INVOICE TOTAL
45,737.7	\$28,151,315.30

This invoice was printed on 5/8/2008 at 10:45:50AM

**MWD**

METROPOLITAN WATER DISTRICT OF SOUTHERN CALIFORNIA

700 North Alameda Street

Los Angeles, CA, 90012-2944

INVOICE**Billed To:**

San Diego County Water Authority

**Service Address**4677 Overland Avenue
San Diego, CA 92123-1233

May 2008	Page No. 1 of 1
Mailed: 06/10/2008	Due Date: 07/31/2008
Invoice Number: 6024	Revision: 0

NOTICE

The MWD Administrative Code Section 4507 and 4508 require that payment must be made in "Good Funds" by the due date or the payment will be considered delinquent and an additional charge shall be assessed.

DELIVERIES

	Volume (AF)
Total Water Treated Delivered	17,192.5
Total Water Untreated Delivered	30,026.6

SALES

	Type	Volume (AF)	Rate (\$ /AF)	Total (\$)
Full Service	Tier 1 Supply Rate	34,794.6	\$73.00	\$2,540,005.80
	System Access Rate	34,794.6	\$143.00	\$4,975,627.80
	Water Stewardship Rate	34,794.6	\$25.00	\$869,865.00
	System Power Rate	34,794.6	\$110.00	\$3,827,406.00
	Treatment Surcharge	11,654.9	\$157.00	\$1,829,819.30
IAWP	Treated	4,950.6		\$1,950,536.40
	Untreated	733.6		\$191,469.60
SUBTOTAL				\$16,184,729.90

WATER MANAGEMENT

	Volume (AF)	Total (\$)
Local Resource Programs	2,039.0	(\$439,965.10)
SUBTOTAL		(\$439,965.10)

EXCHANGES, WHEELING, AND OTHER DELIVERIES

	Volume (AF)	Total (\$)
Tijuana Emergency Deliveries and Losses	684.8	\$222,560.00
IID San Diego Exchange UnTreated	5,958.3	\$1,656,407.40
		\$1,878,967.40

OTHER CHARGES AND CREDITS

	Rate (\$ /AF)
Miscellaneous Debit/Credit (See Detail)	\$102,562.50
SUBTOTAL	\$102,562.50

ADDITIONAL INFORMATION

	Volume (AF)	Tier1 %	Peak Day	Flow (CFS)
Purchase Order Commitment (Jan 2003 to Dec 2012)	3,342,570.6			
Purchase Order Firm Delivery To Date (Jan 2003 to Dec 2012)	2,643,012.9			
Tier 1 Annual Limit (For Current Calendar Year)	501,385.6			
Tier 1 YTD Deliveries (For Current Calendar Year)	153,086.9	31.0		
Tier 1 Current Month Deliveries By Billing Period	34,794.6			
Capacity Charge			5/4/2004	1,296.0

INVOICE TOTAL

Volume AF

43,202.6

Amount Now Due

\$17,726,294.70

Note: Amount Due is based on highlighted fields.

MWD2010-00275129



MWD
 METROPOLITAN WATER DISTRICT OF SOUTHERN CALIFORNIA
 700 North Alameda Street
 Los Angeles, CA, 90012-2944

INVOICE DETAIL

NOTICE

The MWD Administrative Code Section 4507 and 4508 require that payment must be made in "Good Funds" by the due date or the payment will be considered delinquent and an additional charge shall be assessed.

IN ACCORDANCE WITH READINGS AND BILLING DATA LISTED BELOW

Agency Name	Invoice No.	Rev.	Bill Period	Page No.	Mailed On	Due On
San Diego County Water Authority	6024	0	May 2008	1 of 7	06-10-08	07-31-08

Meter No CM-10

Treated	Constant	Previous Reading	Current Reading	Volume (Cu. Ft.)	Rate Desc.
Treated Domestic		0	0	0	Unbundled

--- ADJUSTMENT ---	Rate Per AF	Volume AF	Amount
May 2008 oc to sd transfer	508.00	74.0	37,592.00
Adjustment Subtotal		74.0	37,592.00
CM-10 Total		74.0	37,592.00

Meter No SD-01A

Treated Domestic	Constant	Previous Reading	Current Reading	Volume (Cu. Ft.)	Rate Desc.
Rainbow Cyn. Rd. e/o Frontage Rd.	1,000	22413920	22562502	148582000	Unbundled

--- DELIVERIES ---	Rate Per AF	Volume AF	Amount
Tier 1 Supply Rate	73.00	3,411.0	249,003.00
System Access Rate	143.00	3,411.0	487,773.00
Water Stewardship Rate	25.00	3,411.0	85,275.00
System Power Rate	110.00	3,411.0	375,210.00
Treatment Surcharge	157.00	3,411.0	535,527.00
Delivery Subtotal		3,411.0	1,732,788.00
SD-01A Total		3,411.0	1,732,788.00

Meter No SD-01B

Treated Domestic	Constant	Previous Reading	Current Reading	Volume (Cu. Ft.)	Rate Desc.
Rainbow Cyn. Rd. e/o Frontage Rd.	1,000	22067572	22210740	143168000	Unbundled

--- DELIVERIES ---	Rate Per AF	Volume AF	Amount
Tier 1 Supply Rate	73.00	3,286.7	239,929.10
System Access Rate	143.00	3,286.7	469,998.10
Water Stewardship Rate	25.00	3,286.7	82,167.50
System Power Rate	110.00	3,286.7	361,537.00
Treatment Surcharge	157.00	3,286.7	516,011.90
Delivery Subtotal		3,286.7	1,669,643.60
SD-01B Total		3,286.7	1,669,643.60

Meter No SD-02

Treated Domestic	Constant	Previous Reading	Current Reading	Volume (Cu. Ft.)	Rate Desc.
w/o Rainbow Glen Rd.	100	21510392	21643726	13333400	Unbundled

Agency Name	Invoice No.	Rev	Bill Period	Page No.	Mailed On	Due On
San Diego County Water Authority	6024	0	May 2008	2 of 7	06-10-08	07-31-08

--- DELIVERIES ---

	Rate Per AF	Volume AF	Amount
Tier 1 Supply Rate	73.00	306.1	22,345.30
System Access Rate	143.00	306.1	43,772.30
Water Stewardship Rate	25.00	306.1	7,652.50
System Power Rate	110.00	306.1	33,671.00
Treatment Surcharge	157.00	306.1	48,057.70
May 2008, meter under 10% flow Tier 1 supply rate	73.00	0.4	29.20
May 2008, meter under 10% flow System access rate	143.00	0.4	57.20
May 2008, meter under 10% flow Water stewardship rate	25.00	0.4	10.00
May 2008, meter under 10% flow System power rate	110.00	0.4	44.00
May 2008, meter under 10% flow Treatment surcharge	157.00	0.4	62.80
Delivery Subtotal		306.5	155,702.00
SD-02 Total		306.5	155,702.00

Meter No SD-03

Untreated Domestic	Constant	Previous Reading	Current Reading	Volume (Cu. Ft.)	Rate Desc.
Rainbow Cyn. Rd. e/o Frontage Rd.	1.000	68429632	68817512	387880000	Unbundled

--- DELIVERIES ---

	Rate Per AF	Volume AF	Amount
Tier 1 Supply Rate	73.00	8,904.5	650,028.50
System Access Rate	143.00	8,904.5	1,273,343.50
Water Stewardship Rate	25.00	8,904.5	222,612.50
System Power Rate	110.00	8,904.5	979,495.00
Delivery Subtotal		8,904.5	3,125,479.50
SD-03 Total		8,904.5	3,125,479.50

Meter No SD-05

Treated Domestic	Constant	Previous Reading	Current Reading	Volume (Cu. Ft.)	Rate Desc.
s/o Reche Rd. w/o Wilt Rd.	100	7224423	7301151	7672800	Unbundled

--- DELIVERIES ---

	Rate Per AF	Volume AF	Amount
Tier 1 Supply Rate	73.00	176.1	12,855.30
System Access Rate	143.00	176.1	25,182.30
Water Stewardship Rate	25.00	176.1	4,402.50
System Power Rate	110.00	176.1	19,371.00
Treatment Surcharge	157.00	176.1	27,647.70
Delivery Subtotal		176.1	89,458.80
SD-05 Total		176.1	89,458.80

Meter No SD-07

Treated Domestic	Constant	Previous Reading	Current Reading	Volume (Cu. Ft.)	Rate Desc.
e/o Wilt Rd. n/o Dos Ninos Ave.	1.000	107129480	107541152	411672000	Unbundled

--- DELIVERIES ---

	Rate Per AF	Volume AF	Amount
Tier 1 Supply Rate	73.00	9,450.7	689,901.10
System Access Rate	143.00	9,450.7	1,351,450.10
Water Stewardship Rate	25.00	9,450.7	236,267.50
System Power Rate	110.00	9,450.7	1,039,577.00
Treatment Surcharge	157.00	9,450.7	1,483,759.90
Delivery Subtotal		9,450.7	4,800,955.60

--- ADJUSTMENT ---

	Rate Per AF	Volume AF	Amount
Feb 2008 adj full service to agr voided	508.00	1.5	762.00
Feb 2008 adj full service to agr voided (Otay)	394.00	-1.5	-591.00
Feb 2008 adj full service to agr	508.00	-1.2	-609.60
Feb 2008 adj full service to agr (Otay)	394.00	1.2	472.80
Mar 2008 adj full service to agr	508.00	-39.9	-20,269.20

Agency Name	Invoice No.	Rev	Bill Period	Page No.	Mailed On	Due On
San Diego County Water Authority	6024	0	May 2008	3 of 7	06-10-08	07-31-08

--- ADJUSTMENT ---

	Rate Per AF	Volume AF	Amount
Mar 2008 adj full service to agr (Rincon)	394.00	39.9	15,720.60
Mar 2008 adj full service to agr	508.00	-9.0	-4,572.00
Mar 2008 adj full service to agr (Vista)	394.00	9.0	3,546.00
Apr 2008 adj full service to agr	508.00	-52.9	-26,873.20
Apr 2008 adj full service to agr (Carlsbad Municipal)	394.00	52.9	20,842.60
Apr 2008 adj full service to agr	508.00	-677.1	-343,966.80
Apr 2008 adj full service to agr (Fallbrook)	394.00	677.1	266,777.40
Apr 2008 adj full service to agr	508.00	-66.1	-33,578.80
Apr 2008 adj full service to agr (Oceanside)	394.00	66.1	26,043.40
Apr 2008 adj full service to agr	508.00	-65.4	-33,223.20
Apr 2008 adj full service to agr (Olivenhain)	394.00	65.4	25,767.60
Apr 2008 adj full service to agr	508.00	-9.8	-4,978.40
Apr 2008 adj full service to agr (Otay)	394.00	9.8	3,861.20
Apr 2008 adj full service to agr	508.00	-61.5	-31,242.00
Apr 2008 adj full service to agr (Padre Dam)	394.00	61.5	24,231.00
Apr 2008 adj full service to agr	508.00	-1,336.5	-678,942.00
Apr 2008 adj full service to agr (Rainbow)	394.00	1,336.5	526,581.00
Apr 2008 adj full service to agr	508.00	-5.7	-2,895.60
Apr 2008 adj full service to agr (Ramona)	394.00	5.7	2,245.80
Apr 2008 adj full service to agr	508.00	-54.9	-27,889.20
Apr 2008 adj full service to agr (Rincon)	394.00	54.9	21,630.60
Apr 2008 adj full service to agr	508.00	-2.7	-1,371.60
Apr 2008 adj full service to agr (City of San Diego)	394.00	2.7	1,063.80
Apr 2008 adj full service to agr	508.00	-122.6	-62,280.80
Apr 2008 adj full service to agr (Vallecitos)	394.00	122.6	48,304.40
Apr 2008 adj full service to agr	508.00	-2,285.0	-1,160,780.00
Apr 2008 adj full service to agr (Valley Center)	394.00	2,285.0	900,290.00
Apr 2008 adj full service to agr	508.00	-161.8	-82,194.40
Apr 2008 adj full service to agr (Yuima)	394.00	161.8	63,749.20
May 2008 adj from full service to tijuana	508.00	-661.0	-335,788.00
Adjustment Subtotal		-661.0	-900,156.40
SD-07 Total		8,789.7	3,900,799.20

Meter No SD-08

Treated Domestic	Constant	Previous Reading	Current Reading	Volume (Cu. Ft.)	Rate Desc
n/o Red Mtn. n/o Mission Rd.	100	31704096	31948678	24458200	Unbundled

--- DELIVERIES ---

	Rate Per AF	Volume AF	Amount
Tier 1 Supply Rate	73.00	561.5	40,989.50
System Access Rate	143.00	561.5	80,294.50
Water Stewardship Rate	25.00	561.5	14,037.50
System Power Rate	110.00	561.5	61,765.00
Treatment Surcharge	157.00	561.5	88,155.50
Delivery Subtotal		561.5	285,242.00
SD-08 Total		561.5	285,242.00

Meter No SD-09

Treated Domestic	Constant	Previous Reading	Current Reading	Volume (Cu. Ft.)	Rate Desc
w/o Rainbow Glen. Rd. n/o Red Mtn.	100	7003124	7003124	0	Unbundled

--- DELIVERIES ---

	Rate Per AF	Volume AF	Amount
SD-09 Total		0.0	0.00

Meter No SD-11

Untreated Domestic	Constant	Previous Reading	Current Reading	Volume (Cu. Ft.)	Rate Desc
e/o Wilt Rd. n/o Dos Ninos Ave.	10,000	13255073	13347081	920080000	Unbundled

--- DELIVERIES ---

	Rate Per AF	Volume AF	Amount
--	-------------	-----------	--------

Agency Name	Invoice No.	Rev.	Bill Period	Page No.	Mailed On	Due On
San Diego County Water Authority	6024	0	May 2008	4 of 7	06-10-08	07-31-08

--- DELIVERIES ---

	Rate Per AF	Volume AF	Amount
Tier 1 Supply Rate	73.00	21,122.1	1,541,913.30
System Access Rate	143.00	21,122.1	3,020,460.30
Water Stewardship Rate	25.00	21,122.1	528,052.50
System Power Rate	110.00	21,122.1	2,323,431.00
Delivery Subtotal		21,122.1	7,413,857.10

--- ADJUSTMENT ---

	Rate Per AF	Volume AF	Amount
Mar 2008 adj full service to agr	351.00	-16.9	-5,931.90
Mar 2008 adj full service to agr (Poway)	261.00	16.9	4,410.90
Mar 2008 adj full service to agr	351.00	-11.9	-4,176.90
Mar 2008 adj full service to agr (Vista)	261.00	11.9	3,105.90
Mar 2008 adj full service to surface storage - Direct - (San Diego CWA) VOIDED	351.00	1,126.5	395,401.50
Mar 2008 adj full service to surface storage - In-Lieu - (San Diego CWA) VOIDED	351.00	1,213.3	425,868.30
Mar 2008 adj full service to surface storage - Direct - (San Diego CWA)	351.00	-1,175.5	-412,600.50
Mar 2008 adj full service to surface storage - In-Lieu - (San Diego CWA)	351.00	-1,213.3	-425,868.30
Apr 2008 adj full service to agr	351.00	-376.2	-132,046.20
Apr 2008 adj full service to agr (Escondido)	261.00	376.2	98,188.20
Apr 2008 adj full service to agr	351.00	-172.2	-60,442.20
Apr 2008 adj full service to agr (Oceanside)	261.00	172.2	44,944.20
Apr 2008 adj full service to agr	351.00	-3.4	-1,193.40
Apr 2008 adj full service to agr (Olivenhain)	261.00	3.4	887.40
Apr 2008 adj full service to agr	351.00	-136.6	-47,946.60
Apr 2008 adj full service to agr (Ramona)	261.00	136.6	35,652.60
Apr 2008 adj full service to agr	351.00	-9.7	-3,404.70
Apr 2008 adj full service to agr (City of San Diego)	261.00	9.7	2,531.70
Apr 2008 adj full service to agr	351.00	-8.7	-2,351.70
Apr 2008 adj full service to agr (Santa Fe Irrigation)	261.00	6.7	1,748.70
Apr 2008 adj full service to surface storage - Direct - (San Diego CWA) VOIDED	351.00	331.0	116,181.00
Apr 2008 adj full service to surface storage - In-Lieu - (San Diego CWA) VOIDED	351.00	215.3	75,570.30
Apr 2008 adj full service to surface storage - Direct - (San Diego CWA)	351.00	-282.0	-98,982.00
Apr 2008 adj full service to surface storage - In-Lieu - (San Diego CWA)	351.00	-210.3	-73,815.30
MAY 2008 IID San Diego Exchange Untreated	351.00	-5,958.3	-2,091,363.30
MAY 2008 IID San Diego Exchange Untreated (San Diego CWA)	278.00		1,656,407.40
May 2008 adj full service to surface storage - In-Lieu - (San Diego CWA)	351.00	-200.0	-70,200.00
Adjustment Subtotal		-6,153.3	-569,424.90
SD-11 Total		14,968.8	6,844,432.20

Meter No SD-DS1

Desalted	Constant	Previous Reading	Current Reading	Volume (Cu. Ft.)	Rate Desc.
Desalted		N/A	N/A	N/A	Unbundled

--- ADJUSTMENT ---

	Rate Per AF	Volume AF	Amount
May 2008 lppds contribution	160.00	158.0	-25,280.00
Adjustment Subtotal		158.0	-25,280.00
SD-DS1 Total		158.0	-25,280.00

Meter No SD-GRP1

Recovered	Constant	Previous Reading	Current Reading	Volume (Cu. Ft.)	Rate Desc.
Recovered Greenbelt		N/A	N/A	N/A	Unbundled

--- ADJUSTMENT ---

	Rate Per AF	Volume AF	Amount
MAY 2008 GRP	530.00	330.3	175,059.00
MAY 2008 GRP	780.00		-257,634.00
Adjustment Subtotal		330.3	-82,575.00
SD-GRP1 Total		330.3	-82,575.00

Agency Name	Invoice No.	Rev.	Bill Period	Page No.	Mailed On	Due On
San Diego County Water Authority	6024	0	May 2008	5 of 7	06-10-08	07-31-08

Meter No SD-RCL1

Reclaimed	Constant	Previous Reading	Current Reading	Volume (Cu. Ft.)	Rate Desc.
Reclaimed		N/A	N/A	N/A	Unbundled

--- ADJUSTMENT ---			Rate Per AF	Volume AF	Amount
May 2008 lrp contribution			250.00	29.3	-7,325.00
Adjustment Subtotal				29.3	-7,325.00
SD-RCL1 Total				29.3	-7,325.00

Meter No SD-RCL10

Reclaimed	Constant	Previous Reading	Current Reading	Volume (Cu. Ft.)	Rate Desc.
Reclaimed		N/A	N/A	N/A	Unbundled

--- ADJUSTMENT ---			Rate Per AF	Volume AF	Amount
Apr 2008 lrp contribution			250.00	455.9	-113,975.00
Adjustment Subtotal				455.9	-113,975.00
SD-RCL10 Total				455.9	-113,975.00

Meter No SD-RCL11

Reclaimed	Constant	Previous Reading	Current Reading	Volume (Cu. Ft.)	Rate Desc.
Reclaimed		N/A	N/A	N/A	Unbundled

--- ADJUSTMENT ---			Rate Per AF	Volume AF	Amount
May 2008 contribution			250.00	40.3	-10,075.00
Adjustment Subtotal				40.3	-10,075.00
SD-RCL11 Total				40.3	-10,075.00

Meter No SD-RCL12

Reclaimed	Constant	Previous Reading	Current Reading	Volume (Cu. Ft.)	Rate Desc.
Reclaimed		N/A	N/A	N/A	Unbundled

--- ADJUSTMENT ---			Rate Per AF	Volume AF	Amount
Apr 2008 lrp contribution			250.00	45.5	-11,375.00
Adjustment Subtotal				45.5	-11,375.00
SD-RCL12 Total				45.5	-11,375.00

Meter No SD-RCL13

Reclaimed	Constant	Previous Reading	Current Reading	Volume (Cu. Ft.)	Rate Desc.
Reclaimed		N/A	N/A	N/A	Unbundled

--- ADJUSTMENT ---			Rate Per AF	Volume AF	Amount
May 2008 contribution			250.00	139.6	-34,900.00
Adjustment Subtotal				139.6	-34,900.00
SD-RCL13 Total				139.6	-34,900.00

Agency Name	Invoice No.	Rev.	Bill Period	Page No.	Mailed On	Due On
San Diego County Water Authority	6024	0	May 2008	6 of 7	06-10-08	07-31-08

Meter No SD-RCL15

Reclaimed	Constant	Previous Reading	Current Reading	Volume (Cu. Ft.)	Rate Desc.
Reclaimed		N/A	N/A	N/A	Unbundled

--- ADJUSTMENT ---			Rate Per AF	Volume AF	Amount
May 2008 contribution			150.00	148.1	-22,215.00
Adjustment Subtotal				148.1	-22,215.00
SD-RCL15 Total				148.1	-22,215.00

Meter No SD-RCL5

Reclaimed	Constant	Previous Reading	Current Reading	Volume (Cu. Ft.)	Rate Desc.
Reclaimed		N/A	N/A	N/A	Unbundled

--- ADJUSTMENT ---			Rate Per AF	Volume AF	Amount
MAY 2008 LPPRE			113.00	11.1	1,254.30
MAY 2008 LPPRE			267.00		-2,963.70
Adjustment Subtotal				11.1	-1,709.40
SD-RCL5 Total				11.1	-1,709.40

Meter No SD-RCL6

Reclaimed	Constant	Previous Reading	Current Reading	Volume (Cu. Ft.)	Rate Desc.
Reclaimed		N/A	N/A	N/A	Unbundled

--- ADJUSTMENT ---			Rate Per AF	Volume AF	Amount
Apr 2008 lrp contribution			185.00	326.3	-60,365.50
Adjustment Subtotal				326.3	-60,365.50
SD-RCL6 Total				326.3	-60,365.50

Meter No SD-RCL8

Reclaimed	Constant	Previous Reading	Current Reading	Volume (Cu. Ft.)	Rate Desc.
Reclaimed		N/A	N/A	N/A	Unbundled

--- ADJUSTMENT ---			Rate Per AF	Volume AF	Amount
Apr 2008 lrp contribution			200.00	338.3	-67,660.00
Adjustment Subtotal				338.3	-67,660.00
SD-RCL8 Total				338.3	-67,660.00

Meter No SD-RCL9

Reclaimed	Constant	Previous Reading	Current Reading	Volume (Cu. Ft.)	Rate Desc.
Reclaimed		N/A	N/A	N/A	Unbundled

--- ADJUSTMENT ---			Rate Per AF	Volume AF	Amount
APR 2008 LPPRE			113.00	16.3	1,841.90
APR 2008 LPPRE			267.00		-4,352.10
Adjustment Subtotal				16.3	-2,510.20
SD-RCL9 Total				16.3	-2,510.20

Agency Name	Invoice No.	Rev.	Bill Period	Page No.	Mailed On	Due On
San Diego County Water Authority	6024	0	May 2008	7 of 7	06-10-08	07-31-08

Meter No. SDTJ-01A

Treated Domestic	Constant	Previous Reading	Current Reading	Volume (Cu. Ft.)	Rate Desc.
San Diego-Tijuana	133.68	788240	995279	27678837	Unbundled

--- DELIVERIES ---

	Rate Per AF	Volume AF	Amount
System Access Rate	143.00	635.4	90,862.20
Water Stewardship Rate	25.00	635.4	15,885.00
Treatment Surcharge	157.00	635.4	99,757.80
Delivery Subtotal		635.4	206,505.00

--- ADJUSTMENT ---

	Rate Per AF	Volume AF	Amount
OTAY Loss for Tijuana Delivery (Otay)	325.00	19.1	6,207.50
SD Loss for Tijuana Delivery (San Diego CWA)	325.00	6.5	2,112.50
MWD Loss for Tijuana Delivery	325.00	23.8	7,735.00
Adjustment Subtotal		49.4	16,055.00

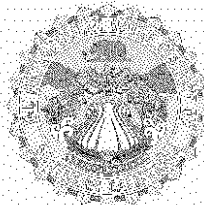
SDTJ-01A Total **684.8** **222,560.00**

--- OTHER CHARGES AND CREDITS ---

	Amount
Variable Power - Treated 635.4 AF @ \$149.77/AF 5/08 Tijuana Delivery	95,163.86
Variable Power - Treated (Loss) 49.4 AF @ \$149.77/AF 5/08 Tijuana Delivery	7,398.64

VOLUME TOTAL	INVOICE TOTAL
43,202.6	\$17,726,294.70

This invoice was printed on 6/9/2008 at 11:08:43AM

**MWD**

METROPOLITAN WATER DISTRICT OF SOUTHERN CALIFORNIA

700 North Alameda Street

Los Angeles, CA, 90012-2944

INVOICE**Billed To:**

San Diego County Water Authority

**Service Address**4677 Overland Avenue
San Diego, CA 92123-1233

June 2008	Page No. 1 of 2
Mailed: 07/10/2008	Due Date: 08/29/2008
Invoice Number: 6052	Revision: 0

NOTICE

The MWD Administrative Code Section 4507 and 4508 require that payment must be made in "Good Funds" by the due date or the payment will be considered delinquent and an additional charge shall be assessed.

DELIVERIES

	Volume (AF)
Total Water Treated Delivered	17,822.9
Total Water Untreated Delivered	31,294.9

SALES

	Type	Volume (AF)	Rate (\$ /AF)	Total (\$)
Full Service	Tier 1 Supply Rate	37,598.3	\$73.00	\$2,744,675.90
	System Access Rate	37,598.3	\$143.00	\$5,376,556.90
	Water Stewardship Rate	37,598.3	\$25.00	\$939,957.50
	System Power Rate	37,598.3	\$110.00	\$4,135,813.00
	Treatment Surcharge	12,754.8	\$157.00	\$2,002,503.60
IAWP	Treated	4,473.4		\$1,762,519.60
	Untreated	493.1		\$128,699.10
SUBTOTAL				\$17,090,725.60

MISCELLANEOUS SALES

Surface Storage Operating Agreement - TR, Scheduled	174.0	\$76,212.00
Surface Storage Operating Agreement - UT, Scheduled	10,399.5	\$2,922,259.50
		\$2,998,471.50

WATER MANAGEMENT

	Volume (AF)	Total (\$)
Local Resource Programs	1,660.0	(\$373,496.60)
SUBTOTAL		(\$373,496.60)

EXCHANGES, WHEELING, AND OTHER DELIVERIES

Tijuana Emergency Deliveries and Losses	696.7	\$226,427.50
IID San Diego Exchange UnTreated	5,958.3	\$1,656,407.40
		\$1,882,834.90

OTHER CHARGES AND CREDITS

	Rate (\$ /AF)	
Miscellaneous Debit/Credit (See Detail)	\$103,940.31	
SUBTOTAL		\$103,940.31

ADDITIONAL INFORMATION

	Volume (AF)	Tier1 %	Peak Day	Flow (CFS)
Purchase Order Commitment (Jan 2003 to Dec 2012)	3,342,570.6			
Purchase Order Firm Delivery To Date (Jan 2003 to Dec 2012)	2,691,160.5			
Tier 1 Annual Limit (For Current Calendar Year)	501,385.6			
Tier 1 YTD Deliveries (For Current Calendar Year)	201,234.9	40.0		
Tier 1 Current Month Deliveries By Billing Period	48,171.8			
Capacity Charge			5/4/2004	1,296.0
Annual Peak Flow			6/30/2008	10.7
Summer Peak Flow			6/30/2008	10.7

MWD2010-00275137

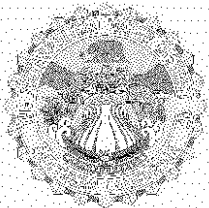
Agency Name	Invoice No.	Rev.	Bill Period	Page No.	Mailed On	Due On
San Diego County Water Authority	6052	0	June 2008	2 of 2	07-10-08	08-29-08

INVOICE TOTAL

Volume AF
55,495.0

Amount Now Due
\$21,702,475.71

Note: Amount Due is based on highlighted fields.

**MWD**

METROPOLITAN WATER DISTRICT OF SOUTHERN CALIFORNIA

700 North Alameda Street

Los Angeles, CA, 90012-2944

INVOICE DETAIL**NOTICE**

The MWD Administrative Code Section 4507 and 4508 require that payment must be made in "Good Funds" by the due date or the payment will be considered delinquent and an additional charge shall be assessed.

IN ACCORDANCE WITH READINGS AND BILLING DATA LISTED BELOW

Agency Name	Invoice No.	Rev.	Bill Period	Page No.	Mailed On	Due On
San Diego County Water Authority	6052	0	June 2008	1 of 7	07-10-08	08-29-08

Meter No CM-10

Treated	Constant	Previous Reading	Current Reading	Volume (Cu. Ft.)	Rate Desc.
Treated Domestic		0	0	0	Unbundled

--- ADJUSTMENT ---

	Rate Per AF	Volume AF	Amount
May 2008 oc to sd transfer voided	508.00	-74.0	-37,592.00
MAY 2008 oc to sd transfer	508.00	74.4	37,795.20
JUN 2008 oc to sd transfer	508.00	77.4	39,319.20
Adjustment Subtotal		77.8	39,522.40
CM-10 Total		77.8	39,522.40

Meter No SD-01A

Treated Domestic	Constant	Previous Reading	Current Reading	Volume (Cu. Ft.)	Rate Desc.
Rainbow Cyn. Rd. e/o Frontage Rd.	1.000	22562502	22724604	162102000	Unbundled

--- DELIVERIES ---

	Rate Per AF	Volume AF	Amount
Tier 1 Supply Rate	73.00	3,721.3	271,654.90
System Access Rate	143.00	3,721.3	532,145.90
Water Stewardship Rate	25.00	3,721.3	93,032.50
System Power Rate	110.00	3,721.3	409,343.00
Treatment Surcharge	157.00	3,721.3	584,244.10
Delivery Subtotal		3,721.3	1,890,420.40
SD-01A Total		3,721.3	1,890,420.40

Meter No SD-01B

Treated Domestic	Constant	Previous Reading	Current Reading	Volume (Cu. Ft.)	Rate Desc.
Rainbow Cyn. Rd. e/o Frontage Rd.	1.000	22210740	22372072	161332000	Unbundled

--- DELIVERIES ---

	Rate Per AF	Volume AF	Amount
Tier 1 Supply Rate	73.00	3,703.7	270,370.10
System Access Rate	143.00	3,703.7	529,629.10
Water Stewardship Rate	25.00	3,703.7	92,592.50
System Power Rate	110.00	3,703.7	407,407.00
Treatment Surcharge	157.00	3,703.7	581,480.90
Delivery Subtotal		3,703.7	1,881,479.60
SD-01B Total		3,703.7	1,881,479.60

MWD2010-00275139

Agency Name	Invoice No.	Rev.	Bill Period	Page No.	Mailed On	Due On
San Diego County Water Authority	6052	0	June 2008	2 of 7	07-10-08	08-29-08

Meter No SD-02

Treated Domestic	Constant	Previous Reading	Current Reading	Volume (Cu. Ft.)	Rate Desc.
w/o Rainbow Glen Rd.	100	21643726	21825386	18166000	Unbundled

--- DELIVERIES ---

	Rate Per AF	Volume AF	Amount
Tier 1 Supply Rate	73.00	417.0	30,441.00
System Access Rate	143.00	417.0	59,631.00
Water Stewardship Rate	25.00	417.0	10,425.00
System Power Rate	110.00	417.0	45,870.00
Treatment Surcharge	157.00	417.0	65,469.00
Delivery Subtotal		417.0	211,836.00
SD-02 Total		417.0	211,836.00

Meter No SD-03

Untreated Domestic	Constant	Previous Reading	Current Reading	Volume (Cu. Ft.)	Rate Desc.
Rainbow Cyn. Rd. e/o Frontage Rd.	1,000	68817512	69309448	491936000	Unbundled

--- DELIVERIES ---

	Rate Per AF	Volume AF	Amount
Tier 1 Supply Rate	73.00	11,293.3	824,410.90
System Access Rate	143.00	11,293.3	1,614,941.90
Water Stewardship Rate	25.00	11,293.3	282,332.50
System Power Rate	110.00	11,293.3	1,242,263.00
Delivery Subtotal		11,293.3	3,963,948.30
SD-03 Total		11,293.3	3,963,948.30

Meter No SD-05

Treated Domestic	Constant	Previous Reading	Current Reading	Volume (Cu. Ft.)	Rate Desc.
s/o Reche Rd. w/o Wilt Rd.	100	7301151	7388234	8708300	Unbundled

--- DELIVERIES ---

	Rate Per AF	Volume AF	Amount
Tier 1 Supply Rate	73.00	199.9	14,592.70
System Access Rate	143.00	199.9	28,585.70
Water Stewardship Rate	25.00	199.9	4,997.50
System Power Rate	110.00	199.9	21,989.00
Treatment Surcharge	157.00	199.9	31,384.30
Delivery Subtotal		199.9	101,549.20
SD-05 Total		199.9	101,549.20

Meter No SD-07

Treated Domestic	Constant	Previous Reading	Current Reading	Volume (Cu. Ft.)	Rate Desc.
e/o Wilt Rd. n/o Dos Ninos Ave.	1,000	107541152	107948552	407400000	Unbundled

--- DELIVERIES ---

	Rate Per AF	Volume AF	Amount
Tier 1 Supply Rate	73.00	9,352.6	682,739.80
System Access Rate	143.00	9,352.6	1,337,421.80
Water Stewardship Rate	25.00	9,352.6	233,815.00
System Power Rate	110.00	9,352.6	1,028,786.00
Treatment Surcharge	157.00	9,352.6	1,468,358.20
Delivery Subtotal		9,352.6	4,751,120.80

--- ADJUSTMENT ---

	Rate Per AF	Volume AF	Amount
Mar 2008 adj full service to agr	508.00	-2.2	-1,117.60
Mar 2008 adj full service to agr (Lakeside W.D.)	394.00	2.2	866.80
Apr 2008 adj full service to agr	508.00	-0.2	-101.60
Apr 2008 adj full service to agr (Lakeside W.D.)	394.00	0.2	78.80

Agency Name	Invoice No.	Rev.	Bill Period	Page No.	Mailed On	Due On
San Diego County Water Authority	6052	0	June 2008	3 of 7	07-10-08	08-29-08

--- ADJUSTMENT ---

	Rate Per AF	Volume AF	Amount
Apr 2008 adj full service to agr	508.00	-54.8	-27,838.40
Apr 2008 adj full service to agr (Vista)	394.00	54.8	21,591.20
May 2008 adj full service to agr	508.00	-45.7	-23,215.60
May 2008 adj full service to agr (Carlsbad Municipal)	394.00	45.7	18,005.80
May 2008 adj full service to agr	508.00	-580.6	-294,944.80
May 2008 adj full service to agr (Fallbrook)	394.00	580.6	228,756.40
May 2008 adj full service to agr	508.00	-5.2	-2,641.60
May 2008 adj full service to agr (Lakeside W.D.)	394.00	5.2	2,048.80
May 2008 adj full service to agr	508.00	-69.4	-35,255.20
May 2008 adj full service to agr (Olivenhain)	394.00	69.4	27,343.60
May 2008 adj full service to agr	508.00	-9.6	-4,876.80
May 2008 adj full service to agr (Otay)	394.00	9.6	3,782.40
May 2008 adj full service to agr	508.00	-73.2	-37,185.60
May 2008 adj full service to agr (Padre Dam)	394.00	73.2	28,840.80
May 2008 adj full service to agr	508.00	-1,281.6	-651,052.80
May 2008 adj full service to agr (Rainbow)	394.00	1,281.6	504,950.40
May 2008 adj full service to agr	508.00	-5.8	-2,946.40
May 2008 adj full service to agr (City of San Diego)	394.00	5.8	2,285.20
May 2008 adj full service to agr	508.00	-0.2	-101.60
May 2008 adj full service to agr (Santa Fe Irrigation)	394.00	0.2	78.80
May 2008 adj full service to agr	508.00	-176.4	-89,611.20
May 2008 adj full service to agr (Vallecitos)	394.00	176.4	69,501.60
May 2008 adj full service to agr	508.00	-2,042.6	-1,037,640.80
May 2008 adj full service to agr (Valley Center)	394.00	2,042.6	804,784.40
May 2008 adj full service to agr	508.00	-120.1	-61,010.80
May 2008 adj full service to agr (Yuima)	394.00	120.1	47,319.40
May 2008 adj from full service to tijuana voided	508.00	661.0	335,788.00
May 2008 adj from full service to tijuana	508.00	-671.8	-341,274.40
May 2008 adj full service to agr	508.00	-5.8	-2,946.40
May 2008 adj full service to agr (Ramona)	394.00	5.8	2,285.20
Jun 2008 adj from full service to tijuana	508.00	-661.7	-336,143.60
JUN 2008 ADJ Surface Storage TO Scheduled SOLD (San Diego CWA)	438.00	40.0	17,520.00
JUN 2008 ADJ Surface Storage TO Scheduled SOLD (San Diego CWA)	438.00	134.0	58,692.00
Adjustment Subtotal		-498.5	-775,385.60
SD-07 Total		8,854.1	3,975,735.20

Meter No SD-08

Treated Domestic	Constant	Previous Reading	Current Reading	Volume (Cu. Ft.)	Rate Desc.
n/o Red Mtn. n/o Mission Rd.	100	31948678	32135292	18661400	Unbundled

--- DELIVERIES ---

	Rate Per AF	Volume AF	Amount
Tier 1 Supply Rate	73.00	428.4	31,273.20
System Access Rate	143.00	428.4	61,261.20
Water Stewardship Rate	25.00	428.4	10,710.00
System Power Rate	110.00	428.4	47,124.00
Treatment Surcharge	157.00	428.4	67,258.80
Delivery Subtotal		428.4	217,627.20
SD-08 Total		428.4	217,627.20

Meter No SD-09

Treated Domestic	Constant	Previous Reading	Current Reading	Volume (Cu. Ft.)	Rate Desc.
w/o Rainbow Glen. Rd. n/o Red Mtn.	100	7003124	7003124	0	Unbundled

--- DELIVERIES ---

	Rate Per AF	Volume AF	Amount
SD-09 Total		0.0	0.00

Agency Name	Invoice No.	Rev.	Bill Period	Page No.	Mailed On	Due On
San Diego County Water Authority	6052	0	June 2008	4 of 7	07-10-08	08-29-08

Meter No SD-11

Untreated Domestic	Constant	Previous Reading	Current Reading	Volume (Cu. Ft.)	Rate Desc.
e/o Wilt Rd. n/o Dos Ninos Ave.	10,000	13347081	13434208	871270000	Unbundled

--- DELIVERIES ---

	Rate Per AF	Volume AF	Amount
Tier 1 Supply Rate	73.00	20,001.6	1,460,116.80
System Access Rate	143.00	20,001.6	2,860,228.80
Water Stewardship Rate	25.00	20,001.6	500,040.00
System Power Rate	110.00	20,001.6	2,200,176.00
Delivery Subtotal		20,001.6	7,020,561.60

--- ADJUSTMENT ---

	Rate Per AF	Volume AF	Amount
Apr 2008 adj full service to agr	351.00	-15.7	-5,510.70
Apr 2008 adj full service to agr (Poway)	261.00	15.7	4,097.70
Apr 2008 adj full service to agr	351.00	-41.7	-14,636.70
Apr 2008 adj full service to agr (Vista)	261.00	41.7	10,883.70
May 2008 adj full service to agr	351.00	-254.5	-89,329.50
May 2008 adj full service to agr (Escondido)	261.00	254.5	66,424.50
May 2008 adj full service to agr	351.00	-11.5	-4,036.50
May 2008 adj full service to agr (Olivenhain)	261.00	11.5	3,001.50
May 2008 adj full service to agr	351.00	-15.5	-5,440.50
May 2008 adj full service to agr (City of San Diego)	261.00	15.5	4,045.50
May 2008 adj full service to agr	351.00	-15.6	-5,475.60
May 2008 adj full service to agr (Santa Fe Irrigation)	261.00	15.6	4,071.60
May 2008 adj full service to agr	351.00	-138.6	-48,648.60
May 2008 adj full service to agr (Ramona)	261.00	138.6	36,174.60
Jun 2008 adj iid exch to sdcwa	351.00	-5,958.3	-2,091,363.30
Jun 2008 adj iid exch to sdcwa (San Diego CWA)	278.00		1,656,407.40
JUN 2008 ADJ Surface Storage TO Scheduled SOLD (San Diego CWA)	281.00	1,287.7	361,843.70
JUN 2008 ADJ Surface Storage TO Scheduled SOLD (San Diego CWA)	281.00	9,111.8	2,560,415.80
Adjustment Subtotal		4,441.2	2,442,924.60
SD-11 Total		24,442.8	9,463,486.20

Meter No SD-DS1

Desalted	Constant	Previous Reading	Current Reading	Volume (Cu. Ft.)	Rate Desc.
Desalted		N/A	N/A	N/A	Unbundled

--- ADJUSTMENT ---

	Rate Per AF	Volume AF	Amount
Jun 2008 lppds contribution	160.00	124.2	-19,872.00
Adjustment Subtotal		124.2	-19,872.00
SD-DS1 Total		124.2	-19,872.00

Meter No SD-GRP1

Recovered	Constant	Previous Reading	Current Reading	Volume (Cu. Ft.)	Rate Desc.
Recovered Greenbelt		N/A	N/A	N/A	Unbundled

--- ADJUSTMENT ---

	Rate Per AF	Volume AF	Amount
JUN 2008 GRP	530.00	271.4	143,842.00
JUN 2008 GRP	780.00		-211,692.00
Adjustment Subtotal		271.4	-67,850.00
SD-GRP1 Total		271.4	-67,850.00

Meter No SD-RCL1

Reclaimed	Constant	Previous Reading	Current Reading	Volume (Cu. Ft.)	Rate Desc.
Reclaimed		N/A	N/A	N/A	Unbundled

Agency Name	Invoice No.	Rev.	Bill Period	Page No.	Mailed On	Due On
San Diego County Water Authority	6052	0	June 2008	5 of 7	07-10-08	08-29-08

--- ADJUSTMENT ---

	Rate Per AF	Volume AF	Amount
Jun 2008 lrp contribution	250.00	56.8	-14,200.00
Adjustment Subtotal		56.8	-14,200.00
SD-RCL1 Total		56.8	-14,200.00

Meter No SD-RCL10

Reclaimed	Constant	Previous Reading	Current Reading	Volume (Cu. Ft.)	Rate Desc.
Reclaimed		N/A	N/A	N/A	Unbundled

--- ADJUSTMENT ---

	Rate Per AF	Volume AF	Amount
May 2008 lrp contribution	250.00	602.8	-150,700.00
Adjustment Subtotal		602.8	-150,700.00
SD-RCL10 Total		602.8	-150,700.00

Meter No SD-RCL11

Reclaimed	Constant	Previous Reading	Current Reading	Volume (Cu. Ft.)	Rate Desc.
Reclaimed		N/A	N/A	N/A	Unbundled

--- ADJUSTMENT ---

	Rate Per AF	Volume AF	Amount
Jun 2008 contribution	250.00	82.1	-20,525.00
Adjustment Subtotal		82.1	-20,525.00
SD-RCL11 Total		82.1	-20,525.00

Meter No SD-RCL12

Reclaimed	Constant	Previous Reading	Current Reading	Volume (Cu. Ft.)	Rate Desc.
Reclaimed		N/A	N/A	N/A	Unbundled

--- ADJUSTMENT ---

	Rate Per AF	Volume AF	Amount
May 2008 lrp contribution	250.00	54.3	-13,575.00
Adjustment Subtotal		54.3	-13,575.00
SD-RCL12 Total		54.3	-13,575.00

Meter No SD-RCL15

Reclaimed	Constant	Previous Reading	Current Reading	Volume (Cu. Ft.)	Rate Desc.
Reclaimed		N/A	N/A	N/A	Unbundled

--- ADJUSTMENT ---

	Rate Per AF	Volume AF	Amount
May 2008 contribution voided	150.00	-148.1	22,215.00
May 2008 contribution	150.00	122.6	-18,390.00
Adjustment Subtotal		-25.5	3,825.00
SD-RCL15 Total		-25.5	3,825.00

Meter No SD-RCL5

Reclaimed	Constant	Previous Reading	Current Reading	Volume (Cu. Ft.)	Rate Desc.
		N/A	N/A	N/A	Unbundled

--- ADJUSTMENT ---

	Rate Per AF	Volume AF	Amount
JUN 2008 LPPRE	113.00	8.1	915.30
JUN 2008 LPPRE	267.00		-2,162.70

Agency Name	Invoice No.	Rev.	Bill Period	Page No.	Mailed On	Due On
San Diego County Water Authority	6052	0	June 2008	6 of 7	07-10-08	08-29-08

--- ADJUSTMENT ---

	Rate Per AF	Volume AF	Amount
Adjustment Subtotal		8.1	-1,247.40
SD-RCL5 Total		8.1	-1,247.40

Meter No SD-RCL6

Reclaimed	Constant	Previous Reading	Current Reading	Volume (Cu. Ft.)	Rate Desc.
Reclaimed		N/A	N/A	N/A	Unbundled

--- ADJUSTMENT ---

	Rate Per AF	Volume AF	Amount
May 2008 lrp contribution	185.00	469.0	-86,765.00
Adjustment Subtotal		469.0	-86,765.00
SD-RCL6 Total		469.0	-86,765.00

Meter No SD-RCL9

Reclaimed	Constant	Previous Reading	Current Reading	Volume (Cu. Ft.)	Rate Desc.
		N/A	N/A	N/A	Unbundled

--- ADJUSTMENT ---

	Rate Per AF	Volume AF	Amount
MAY 2008 LPPRE	113.00	16.8	1,898.40
MAY 2008 LPPRE	267.00		-4,485.60
Adjustment Subtotal		16.8	-2,587.20
SD-RCL9 Total		16.8	-2,587.20

Meter No SDTJ-01A

Treated Domestic	Constant	Previous Reading	Current Reading	Volume (Cu. Ft.)	Rate Desc.
San Diego-Tijuana	133.68	998642	1205874	27704639	Unbundled

--- DELIVERIES ---

	Rate Per AF	Volume AF	Amount
System Access Rate METER CORRECTION MAY 2008	143.00	-635.4	-90,862.20
Water Stewardship Rate METER CORRECTION MAY 2008	25.00	-635.4	-15,885.00
Treatment Surcharge METER CORRECTION MAY 2008	157.00	-635.4	-99,757.80
System Access Rate METER CORRECTION MAY 2008	143.00	645.7	92,335.10
Water Stewardship Rate METER CORRECTION MAY 2008	25.00	645.7	16,142.50
Treatment Surcharge METER CORRECTION MAY 2008	157.00	645.7	101,374.90
System Access Rate	143.00	636.0	90,948.00
Water Stewardship Rate	25.00	636.0	15,900.00
Treatment Surcharge	157.00	636.0	99,852.00
Delivery Subtotal		646.3	210,047.50

--- ADJUSTMENT ---

	Rate Per AF	Volume AF	Amount
OTAY Loss for Tijuana Delivery May 2008 (Otay)	325.00	19.4	6,305.00
SD Loss for Tijuana Delivery May 2008 (San Diego CWA)	325.00	6.7	2,177.50
MWD Loss for Tijuana Delivery May 2008 (San Diego CWA)	325.00	24.2	7,865.00
MWD Loss for Tijuana Delivery-Voided May 2008 (San Diego CWA)	325.00	-23.8	-7,735.00
OTAY Loss for Tijuana Delivery-Voided May 2008 (Otay)	325.00	-19.1	-6,207.50
SD Loss for Tijuana Delivery-Voided May 2008 (San Diego CWA)	325.00	-6.5	-2,112.50
OTAY Loss for Tijuana Delivery June 2008 (Otay)	325.00	19.1	6,207.50
SD Loss for Tijuana Delivery June 2008 (San Diego CWA)	325.00	6.6	2,145.00
MWD Loss for Tijuana Delivery June 2008 (San Diego CWA)	325.00	23.8	7,735.00
Adjustment Subtotal		50.4	16,380.00
SDTJ-01A Total		696.7	226,427.50

--- OTHER CHARGES AND CREDITS ---

	Amount
Variable Power - Treated 636.0 AF @ \$149.18/AF 6/08 Tijuana Delivery	94,878.48

Agency Name	Invoice No.	Rev.	Bill Period	Page No.	Mailed On	Due On
San Diego County Water Authority	6052	0	June 2008	7 of 7	07-10-08	08-29-08

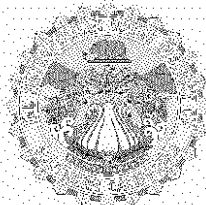
Variable Power - Treated (Loss) (Adjustment for May 08 Tijuana Delivery) 0.9AF @ \$149.77	134.79
Variable Power - Treated (Adjustment for May 08 Tijuana Delivery) 10.3AF @ \$149.77/AF	1,542.63
Variable Power - Treated 49.5 AF @ \$149.18/AF 6/08 Tijuana Delivery	7,384.41

VOLUME TOTAL

INVOICE TOTAL

55,495.0**\$21,702,475.71**

This invoice was printed on 7/10/2008 at 8:56:03AM

**MWD**

METROPOLITAN WATER DISTRICT OF SOUTHERN CALIFORNIA

700 North Alameda Street

Los Angeles, CA, 90012-2944

INVOICE**Billed To:**

San Diego County Water Authority

**Service Address**4677 Overland Avenue
San Diego, CA 92123-1233

July 2008	Page No. 1 of 1
Mailed: 08/08/2008	Due Date: 09/30/2008
Invoice Number: 6080	Revision: 0

NOTICE

The MWD Administrative Code Section 4507 and 4508 require that payment must be made in "Good Funds" by the due date or the payment will be considered delinquent and an additional charge shall be assessed.

DELIVERIES

	Volume (AF)
Total Water Treated Delivered	19,067.6
Total Water Untreated Delivered	35,573.6

SALES

	Type	Volume (AF)	Rate (\$ /AF)	Total (\$)
Full Service	Tier 1 Supply Rate	42,787.1	\$73.00	\$3,123,458.30
	System Access Rate	42,787.1	\$143.00	\$6,118,555.30
	Water Stewardship Rate	42,787.1	\$25.00	\$1,069,677.50
	System Power Rate	42,787.1	\$110.00	\$4,706,581.00
	Treatment Surcharge	14,024.4	\$157.00	\$2,201,830.80
IAWP	Treated	5,115.8		\$2,015,625.20
	Untreated	852.6		\$222,528.60
SUBTOTAL				\$19,458,256.70

MISCELLANEOUS SALES

	Volume (AF)	Total (\$)
Surface Storage Operating Agreement - UT, Scheduled	10,775.0	\$3,027,775.00
		\$3,027,775.00

WATER MANAGEMENT

	Volume (AF)	Total (\$)
Local Resource Programs	2,352.9	(\$443,381.20)
SUBTOTAL		(\$443,381.20)

EXCHANGES, WHEELING, AND OTHER DELIVERIES

	Volume (AF)	Total (\$)
IID San Diego Exchange UnTreated	5,958.3	\$1,656,407.40
		\$1,656,407.40

ADDITIONAL INFORMATION

	Volume (AF)	Tier1 %	Peak Day	Flow (CFS)
Purchase Order Commitment (Jan 2003 to Dec 2012)	3,342,570.6			
Purchase Order Firm Delivery To Date (Jan 2003 to Dec 2012)	2,744,722.6			
Tier 1 Annual Limit (For Current Calendar Year)	501,385.6			
Tier 1 YTD Deliveries (For Current Calendar Year)	254,772.8	51.0		
Tier 1 Current Month Deliveries By Billing Period	53,562.1			
Capacity Charge			5/4/2004	1,296.0
Annual Peak Flow			6/30/2008	10.7
Summer Peak Flow			6/30/2008	10.7

INVOICE TOTAL

Volume AF

61,883.4

Amount Now Due

\$23,699,057.90

Note: Amount Due is based on highlighted fields.

MWD2010-00275146



MWD
 METROPOLITAN WATER DISTRICT OF SOUTHERN CALIFORNIA
 700 North Alameda Street
 Los Angeles, CA, 90012-2944

INVOICE DETAIL

NOTICE

The MWD Administrative Code Section 4507 and 4508 require that payment must be made in "Good Funds" by the due date or the payment will be considered delinquent and an additional charge shall be assessed.

IN ACCORDANCE WITH READINGS AND BILLING DATA LISTED BELOW

Agency Name	Invoice No.	Rev.	Bill Period	Page No.	Mailed On	Due On
San Diego County Water Authority	6080	0	July 2008	1 of 7	08-08-08	09-30-08

Meter No CM-10

Treated	Constant	Previous Reading	Current Reading	Volume (Cu. Ft.)	Rate Desc.
Treated Domestic		0	0	0	Unbundled

--- ADJUSTMENT ---

	Rate Per AF	Volume AF	Amount
Jul 2008 adj oc to sd transfer	508.00	72.6	36,880.80
Adjustment Subtotal		72.6	36,880.80
CM-10 Total		72.6	36,880.80

Meter No SD-01A

Treated Domestic	Constant	Previous Reading	Current Reading	Volume (Cu. Ft.)	Rate Desc.
Rainbow Cyn. Rd. e/o Frontage Rd.	1,000	22724604	22896050	171446000	Unbundled

--- DELIVERIES ---

	Rate Per AF	Volume AF	Amount
Tier 1 Supply Rate	73.00	3,935.9	287,320.70
System Access Rate	143.00	3,935.9	562,833.70
Water Stewardship Rate	25.00	3,935.9	98,397.50
System Power Rate	110.00	3,935.9	432,949.00
Treatment Surcharge	157.00	3,935.9	617,936.30
Delivery Subtotal		3,935.9	1,999,437.20
SD-01A Total		3,935.9	1,999,437.20

Meter No SD-01B

Treated Domestic	Constant	Previous Reading	Current Reading	Volume (Cu. Ft.)	Rate Desc.
Rainbow Cyn. Rd. e/o Frontage Rd.	1,000	22372072	22543008	170936000	Unbundled

--- DELIVERIES ---

	Rate Per AF	Volume AF	Amount
Tier 1 Supply Rate	73.00	3,924.2	286,466.60
System Access Rate	143.00	3,924.2	561,160.60
Water Stewardship Rate	25.00	3,924.2	98,105.00
System Power Rate	110.00	3,924.2	431,662.00
Treatment Surcharge	157.00	3,924.2	616,099.40
Delivery Subtotal		3,924.2	1,993,493.60
SD-01B Total		3,924.2	1,993,493.60

Meter No SD-02

Treated Domestic	Constant	Previous Reading	Current Reading	Volume (Cu. Ft.)	Rate Desc.
w/o Rainbow Glen Rd.	100	21825386	22026208	20082200	Unbundled

Agency Name	Invoice No.	Rev.	Bill Period	Page No.	Mailed On	Due On
San Diego County Water Authority	6080	0	July 2008	2 of 7	08-08-08	09-30-08

--- DELIVERIES ---

	Rate Per AF	Volume AF	Amount
Tier 1 Supply Rate	73.00	461.0	33,653.00
System Access Rate	143.00	461.0	65,923.00
Water Stewardship Rate	25.00	461.0	11,525.00
System Power Rate	110.00	461.0	50,710.00
Treatment Surcharge	157.00	461.0	72,377.00
Jul 2008, meter under 10% flow Tier 1 supply rate	73.00	0.2	14.60
Jul 2008, meter under 10% flow System access rate	143.00	0.2	28.60
Jul 2008, meter under 10% flow Water stewardship rate	25.00	0.2	5.00
Jul 2008, meter under 10% flow System power rate	110.00	0.2	22.00
Jul 2008, meter under 10% flow Treatment surcharge	157.00	0.2	31.40
Delivery Subtotal		461.2	234,289.60
SD-02 Total		461.2	234,289.60

Meter No SD-03

Untreated Domestic	Constant	Previous Reading	Current Reading	Volume (Cu. Ft.)	Rate Desc.
Rainbow Cyn. Rd. e/o Frontage Rd.	1.000	69309448	69911536	602088000	Unbundled

--- DELIVERIES ---

	Rate Per AF	Volume AF	Amount
Tier 1 Supply Rate	73.00	13,822.0	1,009,006.00
System Access Rate	143.00	13,822.0	1,976,546.00
Water Stewardship Rate	25.00	13,822.0	345,550.00
System Power Rate	110.00	13,822.0	1,520,420.00
Delivery Subtotal		13,822.0	4,851,522.00
SD-03 Total		13,822.0	4,851,522.00

Meter No SD-05

Treated Domestic	Constant	Previous Reading	Current Reading	Volume (Cu. Ft.)	Rate Desc.
s/o Reche Rd. w/o Wilt Rd.	100	7388234	7496873	10863900	Unbundled

--- DELIVERIES ---

	Rate Per AF	Volume AF	Amount
Tier 1 Supply Rate	73.00	249.4	18,206.20
System Access Rate	143.00	249.4	35,664.20
Water Stewardship Rate	25.00	249.4	6,235.00
System Power Rate	110.00	249.4	27,434.00
Treatment Surcharge	157.00	249.4	39,155.80
Delivery Subtotal		249.4	126,695.20
SD-05 Total		249.4	126,695.20

Meter No SD-07

Treated Domestic	Constant	Previous Reading	Current Reading	Volume (Cu. Ft.)	Rate Desc.
e/o Wilt Rd. n/o Dos Ninos Ave.	1.000	107948552	108386736	438184000	Unbundled

--- DELIVERIES ---

	Rate Per AF	Volume AF	Amount
Tier 1 Supply Rate	73.00	10,059.3	734,328.90
System Access Rate	143.00	10,059.3	1,438,479.90
Water Stewardship Rate	25.00	10,059.3	251,482.50
System Power Rate	110.00	10,059.3	1,106,523.00
Treatment Surcharge	157.00	10,059.3	1,579,310.10
Delivery Subtotal		10,059.3	5,110,124.40

--- ADJUSTMENT ---

	Rate Per AF	Volume AF	Amount
Feb 2008 adj full service to agr voided	508.00	0.9	457.20
Feb 2008 adj full service to agr voided (Ramona)	394.00	-0.9	-354.60
Mar 2008 adj full service to agr voided	508.00	0.7	355.60
Mar 2008 adj full service to agr voided (Ramona)	394.00	-0.7	-275.80
Mar 2008 adj full service to agr	508.00	-0.6	-304.80

Agency Name	Invoice No.	Rev.	Bill Period	Page No.	Mailed On	Due On
San Diego County Water Authority	6080	0	July 2008	3 of 7	08-08-08	09-30-08

--- ADJUSTMENT ---

	Rate Per AF	Volume AF	Amount
Mar 2008 adj full service to agr (Ramona)	394.00	0.6	236.40
Apr 2008 adj full service to agr voided	508.00	5.7	2,895.60
Apr 2008 adj full service to agr voided (Ramona)	394.00	-5.7	-2,245.80
Apr 2008 adj full service to agr	508.00	-4.7	-2,387.60
Apr 2008 adj full service to agr (Otay)	394.00	4.7	1,851.80
Apr 2008 adj full service to agr voided	508.00	9.8	4,978.40
Apr 2008 adj full service to agr voided (Otay)	394.00	-9.8	-3,861.20
Apr 2008 adj full service to agr	508.00	-5.7	-2,895.60
Apr 2008 adj full service to agr (Ramona)	394.00	5.7	2,245.80
May 2008 adj full service to agr	508.00	-57.8	-29,362.40
May 2008 adj full service to agr (Oceanside)	394.00	57.8	22,773.20
May 2008 adj full service to agr	508.00	-41.6	-21,132.80
May 2008 adj full service to agr (Rincon)	394.00	41.6	16,390.40
May 2008 adj full service to agr	508.00	-28.6	-14,528.80
May 2008 adj full service to agr (Vista)	394.00	28.6	11,268.40
Jun 2008 adj full service to agr	508.00	-50.8	-25,806.40
Jun 2008 adj full service to agr (Carlsbad Municipal)	394.00	50.8	20,015.20
Jun 2008 adj full service to agr	508.00	-569.2	-289,153.60
Jun 2008 adj full service to agr (Fallbrook)	394.00	569.2	224,264.80
Jun 2008 adj full service to agr	508.00	-1.2	-609.60
Jun 2008 adj full service to agr (Lakeside W.D.)	394.00	1.2	472.80
Jun 2008 adj full service to agr	508.00	-82.2	-41,757.60
Jun 2008 adj full service to agr (Oceanside)	394.00	82.2	32,386.80
Jun 2008 adj full service to agr	508.00	-63.7	-32,359.60
Jun 2008 adj full service to agr (Olivenhain)	394.00	63.7	25,097.80
Jun 2008 adj full service to agr	508.00	-6.4	-3,251.20
Jun 2008 adj full service to agr (Otay)	394.00	6.4	2,521.60
Jun 2008 adj full service to agr	508.00	-95.9	-48,717.20
Jun 2008 adj full service to agr (Padre Dam)	394.00	95.9	37,784.60
Jun 2008 adj full service to agr	508.00	-1,030.6	-523,544.80
Jun 2008 adj full service to agr (Rainbow)	394.00	1,030.6	406,056.40
Jun 2008 adj full service to agr	508.00	-20.9	-10,617.20
Jun 2008 adj full service to agr (Ramona)	394.00	20.9	8,234.60
Jun 2008 adj full service to agr	508.00	-45.6	-23,164.80
Jun 2008 adj full service to agr (Rincon)	394.00	45.6	17,966.40
Jun 2008 adj full service to agr	508.00	-2.2	-1,117.60
Jun 2008 adj full service to agr (City of San Diego)	394.00	2.2	866.80
Jun 2008 adj full service to agr	508.00	-0.1	-50.80
Jun 2008 adj full service to agr (Santa Fe Irrigation)	394.00	0.1	39.40
Jun 2008 adj full service to agr	508.00	-180.6	-91,744.80
Jun 2008 adj full service to agr (Vallecitos)	394.00	180.6	71,156.40
Jun 2008 adj full service to agr	508.00	-2,618.7	-1,330,299.60
Jun 2008 adj full service to agr (Valley Center)	394.00	2,618.7	1,031,767.80
Jun 2008 adj full service to agr	508.00	-225.8	-114,706.40
Jun 2008 adj full service to agr (Yuima)	394.00	225.8	88,965.20
JUN 2008 ADJ Surface Storage TO Scheduled SOLD VOIDED (San Diego CWA)	438.00	-40.0	-17,520.00
JUN 2008 ADJ Surface Storage TO Scheduled SOLD VOIDED (San Diego CWA)	438.00	-134.0	-58,692.00
JUN 2008 ADJ Surface Storage TO Scheduled SOLD (San Diego CWA)	438.00	40.0	17,520.00
JUN 2008 ADJ Surface Storage TO Scheduled SOLD (San Diego CWA)	438.00	134.0	58,692.00

Adjustment Subtotal 0.0 -583,201.20

SD-07 Total 10,059.3 4,526,923.20

Meter No SD-08

Treated Domestic	Constant	Previous Reading	Current Reading	Volume (Cu. Ft.)	Rate Desc.
n/o Red.Mtn. n/o Mission Rd.	100	32135292	32325892	19060000	Unbundled

--- DELIVERIES ---

	Rate Per AF	Volume AF	Amount
Tier 1 Supply Rate	73.00	437.6	31,944.80
System Access Rate	143.00	437.6	62,576.80
Water Stewardship Rate	25.00	437.6	10,940.00
System Power Rate	110.00	437.6	48,136.00
Treatment Surcharge	157.00	437.6	68,703.20
Delivery Subtotal		437.6	222,300.80

Agency Name	Invoice No.	Rev	Bill Period	Page No.	Mailed On	Due On
San Diego County Water Authority	6080	0	July 2008	4 of 7	08-08-08	09-30-08

SD-08 Total 437.6 222,300.80

Meter No SD-09

Treated Domestic	Constant	Previous Reading	Current Reading	Volume (Cu. Ft.)	Rate Desc.
w/o Rainbow Glen. Rd. n/o Red Mtn.	100	7003124	7003124	0	Unbundled

--- DELIVERIES ---

Rate Per AF	Volume AF	Amount
SD-09 Total	0.0	0.00

Meter No SD-11

Untreated Domestic	Constant	Previous Reading	Current Reading	Volume (Cu. Ft.)	Rate Desc.
e/o Wilt Rd. n/o Dos Ninos Ave.	10,000	13434208	13528958	947500000	Unbundled

--- DELIVERIES ---

	Rate Per AF	Volume AF	Amount
Tier 1 Supply Rate	73.00	21,751.6	1,587,866.80
System Access Rate	143.00	21,751.6	3,110,478.80
Water Stewardship Rate	25.00	21,751.6	543,790.00
System Power Rate	110.00	21,751.6	2,392,676.00
Delivery Subtotal		<u>21,751.6</u>	<u>7,634,811.60</u>

--- ADJUSTMENT ---

	Rate Per AF	Volume AF	Amount
Feb 2008 adj full service to agr voided	351.00	22.1	7,757.10
Feb 2008 adj full service to agr voided (Ramona)	261.00	-22.1	-5,768.10
Feb 2008 adj full service to agr	351.00	-19.9	-6,984.90
Feb 2008 adj full service to agr (Ramona)	261.00	19.9	5,193.90
Mar 2008 adj full service to agr voided	351.00	17.4	6,107.40
Mar 2008 adj full service to agr voided (Ramona)	261.00	-17.4	-4,541.40
Mar 2008 adj full service to agr	351.00	-15.1	-5,300.10
Mar 2008 adj full service to agr (Ramona)	261.00	15.1	3,941.10
Apr 2008 adj full service to agr voided	351.00	136.6	47,946.60
Apr 2008 adj full service to agr voided (Ramona)	261.00	-136.6	-35,652.60
Apr 2008 adj full service to agr	351.00	-137.0	-48,087.00
Apr 2008 adj full service to agr (Ramona)	261.00	137.0	35,757.00
May 2008 adj full service to agr	351.00	-134.5	-47,209.50
May 2008 adj full service to agr (Oceanside)	261.00	134.5	35,104.50
May 2008 adj full service to agr	351.00	-27.6	-9,687.60
May 2008 adj full service to agr (Poway)	261.00	27.6	7,203.60
May 2008 adj full service to agr	351.00	-1.9	-666.90
May 2008 adj full service to agr (Vista)	261.00	1.9	495.90
Jun 2008 adj full service to agr	351.00	-287.6	-100,947.60
Jun 2008 adj full service to agr (Escondido)	261.00	287.6	75,063.60
Jun 2008 adj full service to agr	351.00	-115.2	-40,435.20
Jun 2008 adj full service to agr (Oceanside)	261.00	115.2	30,067.20
Jun 2008 adj full service to agr	351.00	-20.6	-7,230.60
Jun 2008 adj full service to agr (Olivenhain)	261.00	20.6	5,376.60
Jun 2008 adj full service to agr	351.00	-232.4	-81,572.40
Jun 2008 adj full service to agr (Ramona)	261.00	232.4	60,656.40
Jun 2008 adj full service to agr	351.00	-16.7	-5,861.70
Jun 2008 adj full service to agr (City of San Diego)	261.00	16.7	4,358.70
Jun 2008 adj full service to agr	351.00	-20.2	-7,090.20
Jun 2008 adj full service to agr (Santa Fe Irrigation)	261.00	20.2	5,272.20
JUN 2008 ADJ Surface Storage TO Scheduled SOLD VOIDED (San Diego CWA)	281.00	-1,287.7	-361,843.70
JUN 2008 ADJ Surface Storage TO Scheduled SOLD VOIDED (San Diego CWA)	281.00	-9,111.8	-2,560,415.80
JUN 2008 ADJ Surface Storage TO Scheduled SOLD (San Diego CWA)	281.00	1,287.7	361,843.70
JUN 2008 ADJ Surface Storage TO Scheduled SOLD (San Diego CWA)	281.00	9,636.8	2,707,940.80
Jul 2008 adj exch iid to sdcwa, wheeling	351.00	-5,958.3	-2,091,363.30
Jul 2008 adj exch iid to sdcwa, wheeling (San Diego CWA)	278.00		1,656,407.40
JUL 2008 ADJ Surface Storage TO Scheduled SOLD (San Diego CWA)	281.00	2,568.1	721,636.10
JUL 2008 ADJ Surface Storage TO Scheduled SOLD (San Diego CWA)	281.00	3,765.0	1,057,965.00
JUL 2008 ADJ Surface Storage TO Scheduled SOLD (San Diego CWA)	281.00	3,916.9	1,100,648.90
Adjustment Subtotal		<u>4,816.7</u>	<u>2,516,085.10</u>

Agency Name	Invoice No.	Rev.	Bill Period	Page No.	Mailed On	Due On
San Diego County Water Authority	6080	0	July 2008	5 of 7	08-08-08	09-30-08

SD-11 Total 26,568.3 10,150,896.70

Meter No SD-DS1

Desalted	Constant	Previous Reading	Current Reading	Volume (Cu. Ft.)	Rate Desc.
Desalted		N/A	N/A	N/A	Unbundled

--- ADJUSTMENT ---			Rate Per AF	Volume AF	Amount
Jul 2008 lppds contribution			100.00	126.9	-12,690.00
Adjustment Subtotal				126.9	-12,690.00
SD-DS1 Total				126.9	-12,690.00

Meter No SD-GRP1

Recovered	Constant	Previous Reading	Current Reading	Volume (Cu. Ft.)	Rate Desc.
Recovered Greenbelt		N/A	N/A	N/A	Unbundled

--- ADJUSTMENT ---			Rate Per AF	Volume AF	Amount
JUL 2008 GRP			530.00	296.8	157,304.00
JUL 2008 GRP			780.00		-231,504.00
Adjustment Subtotal				296.8	-74,200.00
SD-GRP1 Total				296.8	-74,200.00

Meter No SD-RCL1

Reclaimed	Constant	Previous Reading	Current Reading	Volume (Cu. Ft.)	Rate Desc.
Reclaimed		N/A	N/A	N/A	Unbundled

--- ADJUSTMENT ---			Rate Per AF	Volume AF	Amount
Apr 2008 lrp contribution voided			250.00	-53.1	13,275.00
Apr 2008 lrp contribution			250.00	54.6	-13,650.00
May 2008 lrp contribution voided			250.00	-29.3	7,325.00
May 2008 lrp contribution			250.00	35.1	-8,775.00
Jun 2008 lrp contribution voided			250.00	-56.8	14,200.00
Jun 2008 lrp contribution			250.00	56.7	-14,175.00
Jul 2008 lrp contribution			250.00	69.1	-17,275.00
Adjustment Subtotal				76.3	-19,075.00
SD-RCL1 Total				76.3	-19,075.00

Meter No SD-RCL11

Reclaimed	Constant	Previous Reading	Current Reading	Volume (Cu. Ft.)	Rate Desc.
Reclaimed		N/A	N/A	N/A	Unbundled

--- ADJUSTMENT ---			Rate Per AF	Volume AF	Amount
Jul 2008 contribution			250.00	77.7	-19,425.00
Adjustment Subtotal				77.7	-19,425.00
SD-RCL11 Total				77.7	-19,425.00

Meter No SD-RCL12

Reclaimed	Constant	Previous Reading	Current Reading	Volume (Cu. Ft.)	Rate Desc.
Reclaimed		N/A	N/A	N/A	Unbundled

--- ADJUSTMENT ---			Rate Per AF	Volume AF	Amount
Jun 2008 lrp contribution			250.00	128.5	-32,125.00

Agency Name	Invoice No.	Rev.	Bill Period	Page No.	Mailed On	Due On
San Diego County Water Authority	6080	0	July 2008	6 of 7	08-08-08	09-30-08

Adjustment Subtotal	128.5	-32,125.00
SD-RCL12 Total	128.5	-32,125.00

Meter No SD-RCL13

Reclaimed	Constant	Previous Reading	Current Reading	Volume (Cu. Ft.)	Rate Desc.
Reclaimed		N/A	N/A	N/A	Unbundled

--- ADJUSTMENT ---			Rate Per AF	Volume AF	Amount
Jun 2008 contribution			250.00	172.2	-43,050.00
Adjustment Subtotal				172.2	-43,050.00
SD-RCL13 Total				172.2	-43,050.00

Meter No SD-RCL14

Reclaimed	Constant	Previous Reading	Current Reading	Volume (Cu. Ft.)	Rate Desc.
Reclaimed		N/A	N/A	N/A	Unbundled

--- ADJUSTMENT ---			Rate Per AF	Volume AF	Amount
Jul 2008 contribution			76.00	285.0	-21,660.00
Adjustment Subtotal				285.0	-21,660.00
SD-RCL14 Total				285.0	-21,660.00

Meter No SD-RCL15

Reclaimed	Constant	Previous Reading	Current Reading	Volume (Cu. Ft.)	Rate Desc.
Reclaimed		N/A	N/A	N/A	Unbundled

--- ADJUSTMENT ---			Rate Per AF	Volume AF	Amount
Jun 2008 contribution			150.00	155.1	-23,265.00
Adjustment Subtotal				155.1	-23,265.00
SD-RCL15 Total				155.1	-23,265.00

Meter No SD-RCL5

Reclaimed	Constant	Previous Reading	Current Reading	Volume (Cu. Ft.)	Rate Desc.
Reclaimed		N/A	N/A	N/A	Unbundled

--- ADJUSTMENT ---			Rate Per AF	Volume AF	Amount
JUL 2008 LPPRE			113.00	7.9	892.70
JUL 2008 LPPRE			267.00		-2,109.30
Adjustment Subtotal				7.9	-1,216.60
SD-RCL5 Total				7.9	-1,216.60

Meter No SD-RCL6

Reclaimed	Constant	Previous Reading	Current Reading	Volume (Cu. Ft.)	Rate Desc.
Reclaimed		N/A	N/A	N/A	Unbundled

--- ADJUSTMENT ---			Rate Per AF	Volume AF	Amount
Jun 2008 lrp contribution			185.00	523.2	-96,792.00
Adjustment Subtotal				523.2	-96,792.00

Agency Name	Invoice No.	Rev.	Bill Period	Page No.	Mailed On	Due On
San Diego County Water Authority	6080	0	July 2008	7 of 7	08-08-08	09-30-08

SD-RCL6 Total 523.2 -96,792.00

Meter No SD-RCL8

Reclaimed	Constant	Previous Reading	Current Reading	Volume (Cu. Ft.)	Rate Desc.
Reclaimed		N/A	N/A	N/A	Unbundled

---ADJUSTMENT---

	Rate Per AF	Volume AF	Amount
Jun 2008 lrp contribution	200.00	486.4	-97,280.00
Adjustment Subtotal		486.4	-97,280.00

SD-RCL8 Total 486.4 -97,280.00

Meter No SD-RCL9

Reclaimed	Constant	Previous Reading	Current Reading	Volume (Cu. Ft.)	Rate Desc.
		N/A	N/A	N/A	Unbundled

---ADJUSTMENT---

	Rate Per AF	Volume AF	Amount
JUN 2008 LPPRE	113.00	16.9	1,909.70
JUN 2008 LPPRE	267.00		-4,512.30
Adjustment Subtotal		16.9	-2,602.60

SD-RCL9 Total 16.9 -2,602.60

Meter No SDTJ-01A

Treated Domestic	Constant	Previous Reading	Current Reading	Volume (Cu. Ft.)	Rate Desc.
San Diego-Tijuana	133.68	1205874	1205874	0	Unbundled

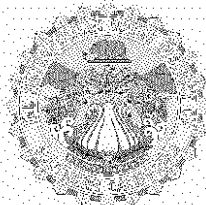
--- DELIVERIES ---

	Rate Per AF	Volume AF	Amount
Delivery Subtotal		0.0	0.00

SDTJ-01A Total 0.0 0.00

VOLUME TOTAL	INVOICE TOTAL
61,883.4	\$23,699,057.90

This invoice was printed on 8/7/2008 at 5:56:51PM



MWD
METROPOLITAN WATER DISTRICT OF SOUTHERN CALIFORNIA
 700 North Alameda Street
 Los Angeles, CA, 90012-2944

INVOICE**Billed To:**

San Diego County Water Authority

**Service Address**

4677 Overland Avenue
 San Diego, CA 92123-1233

August 2008	Page No. 1 of 2
Mailed: 09/10/2008	Due Date: 10/31/2008
Invoice Number: 6108	Revision: 0

NOTICE

The MWD Administrative Code Section 4507 and 4508 require that payment must be made in "Good Funds" by the due date or the payment will be considered delinquent and an additional charge shall be assessed.

DELIVERIES

	Volume (AF)
Total Water Treated Delivered	20,515.3
Total Water Untreated Delivered	38,709.0

SALES

	Type	Volume (AF)	Rate (\$ /AF)	Total (\$)
Full Service	Tier 1 Supply Rate	46,187.5	\$73.00	\$3,371,687.50
	System Access Rate	46,187.5	\$143.00	\$6,604,812.50
	Water Stewardship Rate	46,187.5	\$25.00	\$1,154,687.50
	System Power Rate	46,187.5	\$110.00	\$5,080,625.00
	Treatment Surcharge	14,043.0	\$157.00	\$2,204,751.00
Adjust Full Service Prior Rates				
Certification(s) for 200601 to 200612 for Domestic	Treated	72.3	\$453.00	(\$32,751.90)
Certification(s) for 200701 to 200712 for Domestic	Treated	535.9	\$478.00	\$256,160.20
IAWP	Treated	6,099.5		\$2,415,303.50
	Untreated	606.2		\$158,218.20
SUBTOTAL				\$21,213,493.50

MISCELLANEOUS SALES

	Volume (AF)	Total (\$)
Surface Storage Operating Agreement - UT, Scheduled	6,042.0	\$1,697,802.00
		\$1,697,802.00

WATER MANAGEMENT

	Volume (AF)	Total (\$)
Local Resource Programs	3,200.9	(\$680,371.90)
SUBTOTAL		(\$680,371.90)

EXCHANGES, WHEELING, AND OTHER DELIVERIES

	Volume (AF)	Total (\$)
IID San Diego Exchange UnTreated	5,958.3	\$1,656,407.40
		\$1,656,407.40

OTHER CHARGES AND CREDITS

		Rate (\$ /AF)	Total (\$)
Tier 2 Surcharge for 2007	535.9	\$96.00	\$51,446.40
SUBTOTAL			\$51,446.40

ADDITIONAL INFORMATION

	Volume (AF)	Tier1 %	Peak Day	Flow (CFS)
Purchase Order Commitment (Jan 2003 to Dec 2012)	3,342,570.6			
Purchase Order Firm Delivery To Date (Jan 2003 to Dec 2012)	2,797,415.7			
Tier 1 Annual Limit (For Current Calendar Year)	501,385.6			
Tier 1 YTD Deliveries (For Current Calendar Year)	307,002.3	61.0		
Tier 1 Current Month Deliveries By Billing Period	52,229.5			
Capacity Charge			5/4/2004	1,296.0
Annual Peak Flow			6/30/2008	10.7
Summer Peak Flow			6/30/2008	10.7

MWD2010-00275154

Agency Name	Invoice No.	Rev.	Bill Period	Page No.	Mailed On	Due On
San Diego County Water Authority	6108	0	August 2008	2 of 2	09-10-08	10-31-08

INVOICE TOTAL

Volume AF
62,599.7

Amount Now Due
\$23,938,777.40

Note: Amount Due is based on highlighted fields.



MWD
 METROPOLITAN WATER DISTRICT OF SOUTHERN CALIFORNIA
 700 North Alameda Street
 Los Angeles, CA, 90012-2944

INVOICE DETAIL

NOTICE

The MWD Administrative Code Section 4507 and 4508 require that payment must be made in "Good Funds" by the due date or the payment will be considered delinquent and an additional charge shall be assessed.

IN ACCORDANCE WITH READINGS AND BILLING DATA LISTED BELOW:

Agency Name	Invoice No.	Rev.	Bill Period	Page No.	Mailed On	Due On
San Diego County Water Authority	6108	0	August 2008	1 of 7	09-10-08	10-31-08

Meter No CM-10

Treated	Constant	Previous Reading	Current Reading	Volume (Cu. Ft.)	Rate Desc.
Treated Domestic		0	0	0	Unbundled

---	ADJUSTMENT ---	Rate Per AF	Volume AF	Amount
	Aug 2008 adj oc to sd transfer	508.00	90.8	46,126.40
	Adjustment Subtotal		90.8	46,126.40
	CM-10 Total		90.8	46,126.40

Meter No SD-01A

Treated Domestic	Constant	Previous Reading	Current Reading	Volume (Cu. Ft.)	Rate Desc.
Rainbow Cyn. Rd. e/o Frontage Rd.	1,000	22896050	23074212	178162000	Unbundled

---	DELIVERIES ---	Rate Per AF	Volume AF	Amount
	Tier 1 Supply Rate	73.00	4,090.0	298,570.00
	System Access Rate	143.00	4,090.0	584,870.00
	Water Stewardship Rate	25.00	4,090.0	102,250.00
	System Power Rate	110.00	4,090.0	449,900.00
	Treatment Surcharge	157.00	4,090.0	642,130.00
	Delivery Subtotal		4,090.0	2,077,720.00
	SD-01A Total		4,090.0	2,077,720.00

Meter No SD-01B

Treated Domestic	Constant	Previous Reading	Current Reading	Volume (Cu. Ft.)	Rate Desc.
Rainbow Cyn. Rd. e/o Frontage Rd.	1,000	22543008	22720410	177402000	Unbundled

---	DELIVERIES ---	Rate Per AF	Volume AF	Amount
	Tier 1 Supply Rate	73.00	4,072.6	297,299.80
	System Access Rate	143.00	4,072.6	582,381.80
	Water Stewardship Rate	25.00	4,072.6	101,815.00
	System Power Rate	110.00	4,072.6	447,986.00
	Treatment Surcharge	157.00	4,072.6	639,398.20
	Delivery Subtotal		4,072.6	2,068,880.80
	SD-01B Total		4,072.6	2,068,880.80

Meter No SD-02

Treated Domestic	Constant	Previous Reading	Current Reading	Volume (Cu. Ft.)	Rate Desc.
w/o Rainbow Glen Rd.	100	22026208	22219596	19338800	Unbundled

Agency Name	Invoice No.	Rev	Bill Period	Page No.	Mailed On	Due On
San Diego County Water Authority	6108	0	August 2008	2 of 7	09-10-08	10-31-08

--- DELIVERIES ---

	Rate Per AF	Volume AF	Amount
Tier 1 Supply Rate	73.00	444.0	32,412.00
System Access Rate	143.00	444.0	63,492.00
Water Stewardship Rate	25.00	444.0	11,100.00
System Power Rate	110.00	444.0	48,840.00
Treatment Surcharge	157.00	444.0	69,708.00
Delivery Subtotal		444.0	225,552.00
SD-02 Total		444.0	225,552.00

Meter No SD-03

Untreated Domestic	Constant	Previous Reading	Current Reading	Volume (Cu. Ft.)	Rate Desc
Rainbow Cyn. Rd. e/o Frontage Rd.	1.000	69911536	70635280	723744000	Unbundled

--- DELIVERIES ---

	Rate Per AF	Volume AF	Amount
Tier 1 Supply Rate	73.00	16,614.9	1,212,887.70
System Access Rate	143.00	16,614.9	2,375,930.70
Water Stewardship Rate	25.00	16,614.9	415,372.50
System Power Rate	110.00	16,614.9	1,827,639.00
Delivery Subtotal		16,614.9	5,831,829.90
SD-03 Total		16,614.9	5,831,829.90

Meter No SD-05

Treated Domestic	Constant	Previous Reading	Current Reading	Volume (Cu. Ft.)	Rate Desc
s/o Reche Rd. w/o Wilt Rd.	100	7496873	7612175	11530200	Unbundled

--- DELIVERIES ---

	Rate Per AF	Volume AF	Amount
Tier 1 Supply Rate	73.00	264.7	19,323.10
System Access Rate	143.00	264.7	37,852.10
Water Stewardship Rate	25.00	264.7	6,617.50
System Power Rate	110.00	264.7	29,117.00
Treatment Surcharge	157.00	264.7	41,557.90
Delivery Subtotal		264.7	134,467.60
SD-05 Total		264.7	134,467.60

Meter No SD-07

Treated Domestic	Constant	Previous Reading	Current Reading	Volume (Cu. Ft.)	Rate Desc
e/o Wilt Rd. n/o Dos Ninos Ave.	1.000	108386736	108874744	488008000	Unbundled

--- DELIVERIES ---

	Rate Per AF	Volume AF	Amount
Tier 1 Supply Rate	73.00	11,203.1	817,826.30
System Access Rate	143.00	11,203.1	1,602,043.30
Water Stewardship Rate	25.00	11,203.1	280,077.50
System Power Rate	110.00	11,203.1	1,232,341.00
Treatment Surcharge	157.00	11,203.1	1,758,886.70
Delivery Subtotal		11,203.1	5,691,174.80

--- ADJUSTMENT ---

	Rate Per AF	Volume AF	Amount
Jul 2006 adj full service to agr voided	453.00	2,809.1	1,272,522.30
Jul 2006 adj full service to agr voided (Rainbow)	339.00	-2,809.1	-952,284.90
Jul 2006 adj full service to agr voided (Rainbow)	453.00	-2,833.9	-1,283,756.70
Jul 2006 adj full service to agr voided (Rainbow)	339.00	2,833.9	960,692.10
Aug 2006 adj full service to agr voided	453.00	2,587.6	1,172,182.80
Aug 2006 adj full service to agr voided (Rainbow)	339.00	-2,587.6	-877,196.40
Aug 2006 adj full service to agr voided (Rainbow)	453.00	-2,626.3	-1,188,713.90
Aug 2006 adj full service to agr voided (Rainbow)	339.00	2,626.3	890,315.70
Sep 2006 adj full service to agr voided	453.00	2,464.7	1,116,509.10
Sep 2006 adj full service to agr voided (Rainbow)	339.00	-2,464.7	-835,533.30

Agency Name	Invoice No.	Rev	Bill Period	Page No.	Mailed On	Due On
San Diego County Water Authority	6108	0	August 2008	3 of 7	09-10-08	10-31-08

--- ADJUSTMENT ---

	Rate Per AF	Volume AF	Amount
Sep 2006 adj full service to agr	453.00	-2,495.2	-1,130,325.60
Sep 2006 adj full service to agr (Rainbow)	339.00	2,495.2	845,872.80
Oct 2006 adj full service to agr voided	453.00	1,934.1	876,147.30
Oct 2006 adj full service to agr voided (Rainbow)	339.00	-1,934.1	-655,659.90
Oct 2006 adj full service to agr	453.00	-1,958.3	-887,109.90
Oct 2006 adj full service to agr (Rainbow)	339.00	1,958.3	663,863.70
Nov 2006 adj full service to agr voided	453.00	1,867.0	845,751.00
Nov 2006 adj full service to agr voided (Rainbow)	339.00	-1,867.0	-632,913.00
Nov 2006 adj full service to agr	453.00	-1,876.1	-849,873.30
Nov 2006 adj full service to agr (Rainbow)	339.00	1,876.1	635,997.90
Dec 2006 adj full service to agr voided	453.00	1,106.3	501,153.90
Dec 2006 adj full service to agr voided (Rainbow)	339.00	-1,106.3	-375,035.70
Dec 2006 adj full service to agr	453.00	-1,051.3	-476,238.90
Dec 2006 adj full service to agr (Rainbow)	339.00	1,051.3	356,390.70
Jan 2007 adj full service to agr voided	478.00	1,578.4	754,475.20
Jan 2007 adj full service to agr voided (Rainbow)	364.00	-1,578.4	-574,537.60
Jan 2007 adj full service to agr	478.00	-1,591.8	-760,880.40
Jan 2007 adj full service to agr (Rainbow)	364.00	1,591.8	579,415.20
Feb 2007 adj full service to agr voided	478.00	679.3	324,705.40
Feb 2007 adj full service to agr voided (Rainbow)	364.00	-679.3	-247,265.20
Feb 2007 adj full service to agr	478.00	-682.6	-326,282.80
Feb 2007 adj full service to agr (Rainbow)	364.00	682.6	248,466.40
Mar 2007 adj full service to agr voided	478.00	1,287.6	615,472.80
Mar 2007 adj full service to agr voided (Rainbow)	364.00	-1,287.6	-468,686.40
Mar 2007 adj full service to agr	478.00	-1,301.8	-622,260.40
Mar 2007 adj full service to agr (Rainbow)	364.00	1,301.8	473,855.20
Apr 2007 adj full service to agr voided	478.00	1,681.5	803,757.00
Apr 2007 adj full service to agr voided (Rainbow)	364.00	-1,681.5	-612,066.00
Apr 2007 adj full service to agr	478.00	-1,694.2	-809,827.60
Apr 2007 adj full service to agr (Rainbow)	364.00	1,694.2	616,688.80
May 2007 adj full service to agr voided	478.00	2,209.3	1,056,045.40
May 2007 adj full service to agr voided (Rainbow)	364.00	-2,209.3	-804,185.20
May 2007 adj full service to agr	478.00	-2,224.0	-1,063,072.00
May 2007 adj full service to agr (Rainbow)	364.00	2,224.0	809,536.00
Jun 2007 adj full service to agr voided (Rainbow)	364.00	-2,908.4	-1,058,657.60
Jun 2007 adj full service to agr voided	478.00	2,908.4	1,390,215.20
Jun 2007 adj full service to agr	478.00	-2,314.2	-1,106,187.60
Jun 2007 adj full service to agr (Rainbow)	364.00	2,314.2	842,368.80
Jan 2008 adj full service to agr voided	508.00	2.1	1,066.80
Jan 2008 adj full service to agr voided (Santa Fe Irrigation)	394.00	-2.1	-827.40
Jan 2008 adj full service to agr	508.00	-2.0	-1,016.00
Jan 2008 adj full service to agr (Santa Fe Irrigation)	394.00	2.0	788.00
May 2008 adj full service to agr voided	508.00	5.8	2,946.40
May 2008 adj full service to agr voided (City of San Diego)	394.00	-5.8	-2,285.20
May 2008 adj full service to agr	508.00	-3.8	-1,930.40
May 2008 adj full service to agr (City of San Diego)	394.00	3.8	1,497.20
Jul 2008 adj full service to agr	508.00	-54.6	-27,736.80
Jul 2008 adj full service to agr (Carlsbad Municipal)	394.00	54.6	21,512.40
Jul 2008 adj full service to agr	508.00	-783.9	-398,221.20
Jul 2008 adj full service to agr (Fallbrook)	394.00	783.9	308,856.60
Jul 2008 adj full service to agr	508.00	-81.5	-41,402.00
Jul 2008 adj full service to agr (Oceanside)	394.00	81.5	32,111.00
Jul 2008 adj full service to agr	508.00	-77.2	-39,217.60
Jul 2008 adj full service to agr (Olivenhain)	394.00	77.2	30,416.80
Jul 2008 adj full service to agr	508.00	-10.4	-5,283.20
Jul 2008 adj full service to agr (Otay)	394.00	10.4	4,097.60
Jul 2008 adj full service to agr	508.00	-107.5	-54,610.00
Jul 2008 adj full service to agr (Padre Dam)	394.00	107.5	42,355.00
Jul 2008 adj full service to agr	508.00	-1,720.0	-873,760.00
Jul 2008 adj full service to agr (Rainbow)	394.00	1,720.0	677,680.00
Jul 2008 adj full service to agr	508.00	-237.1	-120,446.80
Jul 2008 adj full service to agr (Ramona)	394.00	237.1	93,417.40
Jul 2008 adj full service to agr	508.00	-2.7	-1,371.60
Jul 2008 adj full service to agr (City of San Diego)	394.00	2.7	1,063.80
Jul 2008 adj full service to agr	508.00	-0.3	-152.40
Jul 2008 adj full service to agr (Santa Fe Irrigation)	394.00	0.3	118.20
Jul 2008 adj full service to agr	508.00	-193.8	-98,450.40
Jul 2008 adj full service to agr (Vallecitos)	394.00	193.8	76,357.20

MWD2010-00275158

Agency Name	Invoice No.	Rev	Bill Period	Page No.	Mailed On	Due On
San Diego County Water Authority	6108	0	August 2008	4 of 7	09-10-08	10-31-08

--- ADJUSTMENT ---

	Rate Per AF	Volume AF	Amount
Jul 2008 adj full service to agr	508.00	-2,948.8	-1,497,990.40
Jul 2008 adj full service to agr (Valley Center)	394.00	2,948.8	1,161,827.20
Jul 2008 adj full service to agr	508.00	-347.4	-176,479.20
Jul 2008 adj full service to agr (Yuima)	394.00	347.4	136,875.60
Adjustment Subtotal		0.0	-695,343.00
SD-07 Total		11,203.1	4,995,831.80

Meter No SD-08

Treated Domestic	Constant	Previous Reading	Current Reading	Volume (Cu. Ft.)	Rate Desc
n/o Red Mtn. n/o Mission Rd.	100	32325892	32517948	19205600	Unbundled

--- DELIVERIES ---

	Rate Per AF	Volume AF	Amount
Tier 1 Supply Rate	73.00	440.9	32,185.70
System Access Rate	143.00	440.9	63,048.70
Water Stewardship Rate	25.00	440.9	11,022.50
System Power Rate	110.00	440.9	48,499.00
Treatment Surcharge	157.00	440.9	69,221.30
Delivery Subtotal		440.9	223,977.20
SD-08 Total		440.9	223,977.20

Meter No SD-09

Treated Domestic	Constant	Previous Reading	Current Reading	Volume (Cu. Ft.)	Rate Desc
w/o Rainbow Glen. Rd. n/o Red Mtn.	100	7003124	7003124	0	Unbundled

--- DELIVERIES ---

Rate Per AF	Volume AF	Amount
	0.0	0.00
SD-09 Total		

Meter No SD-11

Untreated Domestic	Constant	Previous Reading	Current Reading	Volume (Cu. Ft.)	Rate Desc
e/o Wilt Rd. n/o Dos Ninos Ave.	10,000	13528958	13625200	962420000	Unbundled

--- DELIVERIES ---

	Rate Per AF	Volume AF	Amount
Tier 1 Supply Rate	73.00	22,094.1	1,612,869.30
System Access Rate	143.00	22,094.1	3,159,456.30
Water Stewardship Rate	25.00	22,094.1	552,352.50
System Power Rate	110.00	22,094.1	2,430,351.00
Delivery Subtotal		22,094.1	7,755,029.10

--- ADJUSTMENT ---

	Rate Per AF	Volume AF	Amount
Jan 2008 adj full service to agr voided	351.00	4.4	1,544.40
Jan 2008 adj full service to agr voided (Santa Fe Irrigation)	261.00	-4.4	-1,148.40
Jan 2008 adj full service to agr	351.00	-4.3	-1,509.30
Jan 2008 adj full service to agr (Santa Fe Irrigation)	261.00	4.3	1,122.30
May 2008 adj full service to agr voided	351.00	15.5	5,440.50
May 2008 adj full service to agr voided (City of San Diego)	261.00	-15.5	-4,045.50
May 2008 adj full service to agr	351.00	-9.9	-3,474.90
May 2008 adj full service to agr (City of San Diego)	261.00	9.9	2,583.90
Jun 2008 adj full service to agr	351.00	-10.3	-3,615.30
Jun 2008 adj full service to agr (Poway)	261.00	10.3	2,688.30
Jul 2008 adj full service to agr	351.00	-304.6	-106,914.60
Jul 2008 adj full service to agr (Escondido)	261.00	304.6	79,500.60
Jul 2008 adj full service to agr	351.00	-130.0	-45,630.00
Jul 2008 adj full service to agr (Oceanside)	261.00	130.0	33,930.00
Jul 2008 adj full service to agr	351.00	-29.5	-10,354.50
Jul 2008 adj full service to agr (Olivenhain)	261.00	29.5	7,699.50
Jul 2008 adj full service to agr	351.00	-72.9	-25,587.90

Agency Name	Invoice No.	Rev	Bill Period	Page No.	Mailed On	Due On
San Diego County Water Authority	6108	0	August 2008	5 of 7	09-10-08	10-31-08

--- ADJUSTMENT ---

	Rate Per AF	Volume AF	Amount
Jul 2008 adj full service to agr (Ramona)	261.00	72.9	19,026.90
Jul 2008 adj full service to agr	351.00	-34.6	-12,144.60
Jul 2008 adj full service to agr (City of San Diego)	261.00	34.6	9,030.60
Jul 2008 adj full service to agr	351.00	-30.0	-10,530.00
Jul 2008 adj full service to agr (Santa Fe Irrigation)	261.00	30.0	7,830.00
JUL 2008 ADJ Surface Storage TO Scheduled SOLD VOIDED (San Diego CWA)	281.00	-2,568.1	-721,636.10
JUL 2008 ADJ Surface Storage TO Scheduled SOLD VOIDED (San Diego CWA)	281.00	-3,765.0	-1,057,965.00
JUL 2008 ADJ Surface Storage TO Scheduled SOLD VOIDED (San Diego CWA)	281.00	-3,916.9	-1,100,648.90
JUL 2008 ADJ Surface Storage TO Scheduled SOLD (San Diego CWA)	281.00	1,515.9	425,967.90
JUL 2008 ADJ Surface Storage TO Scheduled SOLD (San Diego CWA)	281.00	1,762.5	495,262.50
JUL 2008 ADJ Surface Storage TO Scheduled SOLD (San Diego CWA)	281.00	3,765.0	1,057,965.00
JUL 2008 ADJ Surface Storage TO Scheduled SOLD (San Diego CWA)	281.00	2,568.1	721,636.10
JUL 2008 ADJ Surface Storage TO Scheduled SOLD (San Diego CWA)	281.00	616.5	173,236.50
Aug 2008 adj exch iid to sdcwa wheeling	351.00	-5,958.3	-2,091,363.30
Aug 2008 adj exch iid to sdcwa wheeling (San Diego CWA)	278.00		1,656,407.40
AUG 2008 ADJ Surface Storage TO Scheduled SOLD (San Diego CWA)	281.00	5,615.2	1,577,871.20
AUG 2008 ADJ Surface Storage TO Scheduled SOLD (San Diego CWA)	281.00	448.8	126,112.80
Adjustment Subtotal		83.7	1,208,288.10
SD-11 Total		22,177.8	8,963,317.20

Meter No SD-DS1

Desalted	Constant	Previous Reading	Current Reading	Volume (Cu. Ft.)	Rate Desc.
Desalted		N/A	N/A	N/A	Unbundled

--- ADJUSTMENT ---

	Rate Per AF	Volume AF	Amount
Aug 2008 lppds contribution	100.00	140.8	-14,080.00
Adjustment Subtotal		140.8	-14,080.00
SD-DS1 Total		140.8	-14,080.00

Meter No SD-GRP1

Recovered	Constant	Previous Reading	Current Reading	Volume (Cu. Ft.)	Rate Desc.
Recovered Greenbelt		N/A	N/A	N/A	Unbundled

--- ADJUSTMENT ---

	Rate Per AF	Volume AF	Amount
AUG 2008 GRP	530.00	314.5	166,685.00
AUG 2008 GRP	780.00		-245,310.00
Adjustment Subtotal		314.5	-78,625.00
SD-GRP1 Total		314.5	-78,625.00

Meter No SD-RCL1

Reclaimed	Constant	Previous Reading	Current Reading	Volume (Cu. Ft.)	Rate Desc.
Reclaimed		N/A	N/A	N/A	Unbundled

--- ADJUSTMENT ---

	Rate Per AF	Volume AF	Amount
Aug 2008 lrp contribution	250.00	75.4	-18,850.00
Adjustment Subtotal		75.4	-18,850.00
SD-RCL1 Total		75.4	-18,850.00

Meter No SD-RCL10

Reclaimed	Constant	Previous Reading	Current Reading	Volume (Cu. Ft.)	Rate Desc.
Reclaimed		N/A	N/A	N/A	Unbundled

--- ADJUSTMENT ---

	Rate Per AF	Volume AF	Amount
--	-------------	-----------	--------

Agency Name	Invoice No.	Rev.	Bill Period	Page No.	Mailed On	Due On
San Diego County Water Authority	6108	0	August 2008	6 of 7	09-10-08	10-31-08

--- ADJUSTMENT ---

	Rate Per AF	Volume AF	Amount
Jun 2008 lrp contribution	250.00	570.9	-142,725.00
Jul 2008 lrp contribution	250.00	821.5	-205,375.00
Adjustment Subtotal		1,392.4	-348,100.00
SD-RCL10 Total		1,392.4	-348,100.00

Meter No SD-RCL12

Reclaimed	Constant	Previous Reading	Current Reading	Volume (Cu. Ft.)	Rate Desc.
Reclaimed		N/A	N/A	N/A	Unbundled

--- ADJUSTMENT ---

	Rate Per AF	Volume AF	Amount
Jul 2008 lrp contribution	250.00	84.8	-21,200.00
Adjustment Subtotal		84.8	-21,200.00
SD-RCL12 Total		84.8	-21,200.00

Meter No SD-RCL13

Reclaimed	Constant	Previous Reading	Current Reading	Volume (Cu. Ft.)	Rate Desc.
Reclaimed		N/A	N/A	N/A	Unbundled

--- ADJUSTMENT ---

	Rate Per AF	Volume AF	Amount
Jul 2008 contribution	250.00	178.3	-44,575.00
Adjustment Subtotal		178.3	-44,575.00
SD-RCL13 Total		178.3	-44,575.00

Meter No SD-RCL14

Reclaimed	Constant	Previous Reading	Current Reading	Volume (Cu. Ft.)	Rate Desc.
Reclaimed		N/A	N/A	N/A	Unbundled

--- ADJUSTMENT ---

	Rate Per AF	Volume AF	Amount
Aug 2008 contribution	76.00	248.5	-18,886.00
Adjustment Subtotal		248.5	-18,886.00
SD-RCL14 Total		248.5	-18,886.00

Meter No SD-RCL15

Reclaimed	Constant	Previous Reading	Current Reading	Volume (Cu. Ft.)	Rate Desc.
Reclaimed		N/A	N/A	N/A	Unbundled

--- ADJUSTMENT ---

	Rate Per AF	Volume AF	Amount
Jul 2008 contribution	150.00	135.5	-20,325.00
Adjustment Subtotal		135.5	-20,325.00
SD-RCL15 Total		135.5	-20,325.00

Meter No SD-RCL5

Reclaimed	Constant	Previous Reading	Current Reading	Volume (Cu. Ft.)	Rate Desc.
		N/A	N/A	N/A	Unbundled

--- ADJUSTMENT ---

	Rate Per AF	Volume AF	Amount
AUG 2008 LPPRE	113.00	13.3	1,502.90
AUG 2008 LPPRE	267.00		-3,551.10

Agency Name	Invoice No.	Rev.	Bill Period	Page No.	Mailed On	Due On
San Diego County Water Authority	6108	0	August 2008	7 of 7	09-10-08	10-31-08

--- ADJUSTMENT ---

	Rate Per AF	Volume AF	Amount
Adjustment Subtotal		13.3	-2,048.20
SD-RCL5 Total		13.3	-2,048.20

Meter No SD-RCL6

Reclaimed	Constant	Previous Reading	Current Reading	Volume (Cu. Ft.)	Rate Desc.
Reclaimed		N/A	N/A	N/A	Unbundled

--- ADJUSTMENT ---

	Rate Per AF	Volume AF	Amount
Jul 2008 lrp contribution	185.00	600.1	-111,018.50
Adjustment Subtotal		600.1	-111,018.50
SD-RCL6 Total		600.1	-111,018.50

Meter No SD-RCL9

Reclaimed	Constant	Previous Reading	Current Reading	Volume (Cu. Ft.)	Rate Desc.
Reclaimed		N/A	N/A	N/A	Unbundled

--- ADJUSTMENT ---

	Rate Per AF	Volume AF	Amount
JUL 2008 LPPRE	113.00	17.3	1,954.90
JUL 2008 LPPRE	267.00		-4,619.10
Adjustment Subtotal		17.3	-2,664.20
SD-RCL9 Total		17.3	-2,664.20

Meter No SDTJ-01A

Treated Domestic	Constant	Previous Reading	Current Reading	Volume (Cu. Ft.)	Rate Desc.
San Diego-Tijuana	133.68	1205874	1205874	0	Unbundled

--- DELIVERIES ---


	Rate Per AF	Volume AF	Amount
Delivery Subtotal		0.0	0.00
SDTJ-01A Total		0.0	0.00

--- OTHER CHARGES AND CREDITS ---

	Amount
Tier 2 Surcharge adjustment for prior calendar year 2007	51,446.40

VOLUME TOTAL	INVOICE TOTAL
62,599.7	\$23,938,777.40

This invoice was printed on 9/10/2008 at 8:54:38AM

**MWD**

METROPOLITAN WATER DISTRICT OF SOUTHERN CALIFORNIA

700 North Alameda Street

Los Angeles, CA, 90012-2944

INVOICE**Billed To:**

San Diego County Water Authority

**Service Address**4677 Overland Avenue
San Diego, CA 92123-1233

September 2008

Page No. 1 of 2

Mailed: 10/10/2008

Due Date: 11/26/2008

Invoice Number: 6136

Revision: 0

NOTICE

The MWD Administrative Code Section 4507 and 4508 require that payment must be made in "Good Funds" by the due date or the payment will be considered delinquent and an additional charge shall be assessed.

DELIVERIES

	Volume (AF)
Total Water Treated Delivered	19,747.7
Total Water Untreated Delivered	37,768.3

SALES

	Type	Volume (AF)	Rate (\$ /AF)	Total (\$)
Full Service	Tier 1 Supply Rate	44,034.2	\$73.00	\$3,214,496.60
	System Access Rate	44,034.2	\$143.00	\$6,296,890.60
	Water Stewardship Rate	44,034.2	\$25.00	\$1,100,855.00
	System Power Rate	44,034.2	\$110.00	\$4,843,762.00
	Treatment Surcharge	12,712.6	\$157.00	\$1,995,878.20
IAWP	Treated	6,458.5		\$2,544,649.00
	Untreated	488.3		\$127,446.30
SUBTOTAL				\$20,123,977.70

MISCELLANEOUS SALES

Surface Storage Operating Agreement - UT, Scheduled	6,056.2	\$1,701,792.20
		\$1,701,792.20

WATER MANAGEMENT

	Volume (AF)	Total (\$)
Local Resource Programs	3,972.8	(\$824,992.10)
SUBTOTAL		(\$824,992.10)

EXCHANGES, WHEELING, AND OTHER DELIVERIES

Tijuana Emergency Deliveries and Losses	699.8	\$227,435.00
IID San Diego Exchange UnTreated	5,958.4	\$1,656,435.20
		\$1,883,870.20

OTHER CHARGES AND CREDITS

	Rate (\$ /AF)	
Miscellaneous Debit/Credit (See Detail)	(\$236,371.81)	
SUBTOTAL		(\$236,371.81)

ADDITIONAL INFORMATION

	Volume (AF)	Tier1 %	Peak Day	Flow (CFS)
Purchase Order Commitment (Jan 2003 to Dec 2012)	3,342,570.6			
Purchase Order Firm Delivery To Date (Jan 2003 to Dec 2012)	2,848,157.3			
Tier 1 Annual Limit (For Current Calendar Year)	501,385.6			
Tier 1 YTD Deliveries (For Current Calendar Year)	357,768.2	71.0		
Tier 1 Current Month Deliveries By Billing Period	50,765.9			
Capacity Charge			5/4/2004	1,296.0
Annual Peak Flow			9/30/2008	10.9
Summer Peak Flow			9/30/2008	10.9

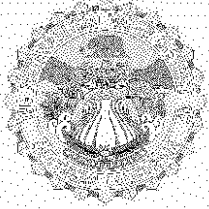
Agency Name	Invoice No.	Rev.	Bill Period	Page No.	Mailed On	Due On
San Diego County Water Authority	6136	0	September 2008	2 of 2	10-10-08	11-26-08

INVOICE TOTAL

Volume AF
61,709.8

Amount Now Due
\$22,648,276.19

Note: Amount Due is based on highlighted fields.



MWD
 METROPOLITAN WATER DISTRICT OF SOUTHERN CALIFORNIA
 700 North Alameda Street
 Los Angeles, CA, 90012-2944

INVOICE DETAIL

NOTICE

The MWD Administrative Code Section 4507 and 4508 require that payment must be made in "Good Funds" by the due date or the payment will be considered delinquent and an additional charge shall be assessed.

IN ACCORDANCE WITH READINGS AND BILLING DATA LISTED BELOW

Agency Name	Invoice No.	Rev.	Bill Period	Page No.	Mailed On	Due On
San Diego County Water Authority	6136	0	September 2008	1 of 7	10-10-08	11-26-08

Meter No CM-10

Treated	Constant	Previous Reading	Current Reading	Volume (Cu. Ft.)	Rate Desc.
Treated Domestic		0	0	0	Unbundled

---	ADJUSTMENT ---	Rate Per AF	Volume AF	Amount
	Sep 2008 oc to sd transfer	508.00	98.9	50,241.20
	Adjustment Subtotal		98.9	50,241.20
	CM-10 Total		98.9	50,241.20

Meter No SD-01A

Treated Domestic	Constant	Previous Reading	Current Reading	Volume (Cu. Ft.)	Rate Desc.
Rainbow Cyn. Rd. e/o Frontage Rd.	1,000	23074212	23246188	171976000	Unbundled

---	DELIVERIES ---	Rate Per AF	Volume AF	Amount
	Tier 1 Supply Rate	73.00	3,948.0	288,204.00
	System Access Rate	143.00	3,948.0	564,564.00
	Water Stewardship Rate	25.00	3,948.0	98,700.00
	System Power Rate	110.00	3,948.0	434,280.00
	Treatment Surcharge	157.00	3,948.0	619,836.00
	Delivery Subtotal		3,948.0	2,005,584.00
	SD-01A Total		3,948.0	2,005,584.00

Meter No SD-01B

Treated Domestic	Constant	Previous Reading	Current Reading	Volume (Cu. Ft.)	Rate Desc.
Rainbow Cyn. Rd. e/o Frontage Rd.	1,000	22720410	22891484	171074000	Unbundled

---	DELIVERIES ---	Rate Per AF	Volume AF	Amount
	Tier 1 Supply Rate	73.00	3,927.3	286,692.90
	System Access Rate	143.00	3,927.3	561,603.90
	Water Stewardship Rate	25.00	3,927.3	98,182.50
	System Power Rate	110.00	3,927.3	432,003.00
	Treatment Surcharge	157.00	3,927.3	616,586.10
	Delivery Subtotal		3,927.3	1,995,068.40
	SD-01B Total		3,927.3	1,995,068.40

Meter No SD-02

Treated Domestic	Constant	Previous Reading	Current Reading	Volume (Cu. Ft.)	Rate Desc.
w/o Rainbow Glen Rd.	100	22219596	22421744	20214800	Unbundled

Agency Name	Invoice No.	Rev	Bill Period	Page No.	Mailed On	Due On
San Diego County Water Authority	6136	0	September 2008	2 of 7	10-10-08	11-26-08

--- DELIVERIES ---

	Rate Per AF	Volume AF	Amount
Tier 1 Supply Rate	73.00	464.1	33,879.30
System Access Rate	143.00	464.1	66,366.30
Water Stewardship Rate	25.00	464.1	11,602.50
System Power Rate	110.00	464.1	51,051.00
Treatment Surcharge	157.00	464.1	72,863.70
Delivery Subtotal		464.1	235,762.80
SD-02 Total		464.1	235,762.80

Meter No SD-03

Untreated Domestic	Constant	Previous Reading	Current Reading	Volume (Cu. Ft.)	Rate Desc
Rainbow Cyn. Rd. e/o Frontage Rd.	1,000	70635280	71357024	721744000	Unbundled

--- DELIVERIES ---

	Rate Per AF	Volume AF	Amount
Tier 1 Supply Rate	73.00	16,569.0	1,209,537.00
System Access Rate	143.00	16,569.0	2,369,367.00
Water Stewardship Rate	25.00	16,569.0	414,225.00
System Power Rate	110.00	16,569.0	1,822,590.00
Delivery Subtotal		16,569.0	5,815,719.00
SD-03 Total		16,569.0	5,815,719.00

Meter No SD-05

Treated Domestic	Constant	Previous Reading	Current Reading	Volume (Cu. Ft.)	Rate Desc
s/o Reche Rd. w/o Wilt Rd.	100	7612175	7708399	9622400	Unbundled

--- DELIVERIES ---

	Rate Per AF	Volume AF	Amount
Tier 1 Supply Rate	73.00	220.9	16,125.70
System Access Rate	143.00	220.9	31,588.70
Water Stewardship Rate	25.00	220.9	5,522.50
System Power Rate	110.00	220.9	24,299.00
Treatment Surcharge	157.00	220.9	34,681.30
Delivery Subtotal		220.9	112,217.20
SD-05 Total		220.9	112,217.20

Meter No SD-07

Treated Domestic	Constant	Previous Reading	Current Reading	Volume (Cu. Ft.)	Rate Desc
e/o Wilt Rd. n/o Dos Ninos Ave.	1,000	108874744	109343624	468880000	Unbundled

--- DELIVERIES ---

	Rate Per AF	Volume AF	Amount
Tier 1 Supply Rate	73.00	10,764.0	785,772.00
System Access Rate	143.00	10,764.0	1,539,252.00
Water Stewardship Rate	25.00	10,764.0	269,100.00
System Power Rate	110.00	10,764.0	1,184,040.00
Treatment Surcharge	157.00	10,764.0	1,689,948.00
Delivery Subtotal		10,764.0	5,468,112.00

--- ADJUSTMENT ---

	Rate Per AF	Volume AF	Amount
Jun 2008 adj full service to agr	508.00	-31.6	-16,052.80
Jun 2008 adj full service to agr (Vista)	394.00	31.6	12,450.40
Jul 2008 adj full service to agr	508.00	-43.4	-22,047.20
Jul 2008 adj full service to agr (Rincon)	394.00	43.4	17,099.60
Jul 2008 adj full service to agr	508.00	-33.8	-17,170.40
Jul 2008 adj full service to agr (Vista)	394.00	33.8	13,317.20
Aug 2008 adj full service to agr	508.00	-48.2	-24,485.60
Aug 2008 adj full service to agr (Carlsbad Municipal)	394.00	48.2	18,990.80
Aug 2008 adj full service to agr	508.00	-107.0	-54,356.00
Aug 2008 adj full service to agr (Padre Dam)	394.00	107.0	42,158.00

Agency Name	Invoice No.	Rev.	Bill Period	Page No.	Mailed On	Due On
San Diego County Water Authority	6136	0	September 2008	3 of 7	10-10-08	11-26-08

--- ADJUSTMENT ---

	Rate Per AF	Volume AF	Amount
Aug 2008 adj full service to agr	508.00	-9.0	-4,572.00
Aug 2008 adj full service to agr (Otay)	394.00	9.0	3,546.00
Aug 2008 adj full service to agr	508.00	-58.9	-28,905.20
Aug 2008 adj full service to agr (Olivenhain)	394.00	56.9	22,418.60
Aug 2008 adj full service to agr	508.00	-645.4	-327,863.20
Aug 2008 adj full service to agr (Fallbrook)	394.00	645.4	254,287.60
Aug 2008 adj full service to agr	508.00	-1,752.6	-890,320.80
Aug 2008 adj full service to agr (Rainbow)	394.00	1,752.6	690,524.40
Aug 2008 adj full service to agr	508.00	-227.5	-115,570.00
Aug 2008 adj full service to agr (Ramona)	394.00	227.5	89,635.00
Aug 2008 adj full service to agr	508.00	-41.4	-21,031.20
Aug 2008 adj full service to agr (Rincon)	394.00	41.4	16,311.60
Aug 2008 adj full service to agr	508.00	-3.4	-1,727.20
Aug 2008 adj full service to agr (City of San Diego)	394.00	3.4	1,339.60
Aug 2008 adj full service to agr	508.00	-0.5	-254.00
Aug 2008 adj full service to agr (Santa Fe Irrigation)	394.00	0.5	197.00
Aug 2008 adj full service to agr	508.00	-194.6	-98,856.80
Aug 2008 adj full service to agr (Vallecitos)	394.00	194.6	76,672.40
Aug 2008 adj full service to agr	508.00	-2,901.7	-1,474,063.60
Aug 2008 adj full service to agr (Valley Center)	394.00	2,901.7	1,143,269.80
Aug 2008 adj full service to agr	508.00	-361.5	-183,642.00
Aug 2008 adj full service to agr (Yuima)	394.00	361.5	142,431.00
Sep 2008 adj from full service to tijuana delivery	508.00	-675.5	-343,154.00

Adjustment Subtotal -675.5 -1,079,423.00

SD-07 Total 10,088.5 4,388,689.00

Meter No SD-08

Treated Domestic	Constant	Previous Reading	Current Reading	Volume (Cu. Ft.)	Rate Desc.
n/o Red Mtn. n/o Mission Rd.	100	32517948	32701344	18339600	Unbundled

--- DELIVERIES ---

	Rate Per AF	Volume AF	Amount
Tier 1 Supply Rate	73.00	421.0	30,733.00
System Access Rate	143.00	421.0	60,203.00
Water Stewardship Rate	25.00	421.0	10,525.00
System Power Rate	110.00	421.0	46,310.00
Treatment Surcharge	157.00	421.0	66,097.00

Delivery Subtotal 421.0 213,868.00

SD-08 Total 421.0 213,868.00

Meter No SD-09

Treated Domestic	Constant	Previous Reading	Current Reading	Volume (Cu. Ft.)	Rate Desc.
w/o Rainbow Glen. Rd. n/o Red Mtn.	100	7003124	7004164	104000	Unbundled

--- DELIVERIES ---

	Rate Per AF	Volume AF	Amount
Tier 1 Supply Rate	73.00	2.4	175.20
System Access Rate	143.00	2.4	343.20
Water Stewardship Rate	25.00	2.4	60.00
System Power Rate	110.00	2.4	264.00
Treatment Surcharge	157.00	2.4	376.80

Delivery Subtotal 2.4 1,219.20

SD-09 Total 2.4 1,219.20

Meter No SD-11

Untreated Domestic	Constant	Previous Reading	Current Reading	Volume (Cu. Ft.)	Rate Desc.
e/o Wilt Rd. n/o Dos Ninos Ave.	10,000	13625200	13717544	923440000	Unbundled

--- DELIVERIES ---

Rate Per AF	Volume AF	Amount
-------------	-----------	--------

Agency Name	Invoice No.	Rev.	Bill Period	Page No.	Mailed On	Due On
San Diego County Water Authority	6136	0	September 2008	4 of 7	10-10-08	11-26-08

--- DELIVERIES ---

	Rate Per AF	Volume AF	Amount
Tier 1 Supply Rate	73.00	21,199.3	1,547,548.90
System Access Rate	143.00	21,199.3	3,031,499.90
Water Stewardship Rate	25.00	21,199.3	529,982.50
System Power Rate	110.00	21,199.3	2,331,923.00
Delivery Subtotal		21,199.3	7,440,954.30

--- ADJUSTMENT ---

	Rate Per AF	Volume AF	Amount
Jun 2008 adj full service to agr	351.00	-1.4	-491.40
Jun 2008 adj full service to agr (Vista)	261.00	1.4	365.40
Jul 2008 adj full service to agr	351.00	-29.1	-10,214.10
Jul 2008 adj full service to agr (Poway)	261.00	29.1	7,595.10
Aug 2008 adj full service to agr	351.00	-245.1	-86,030.10
Aug 2008 adj full service to agr (Escondido)	261.00	245.1	63,971.10
Aug 2008 adj full service to agr	351.00	-42.0	-14,742.00
Aug 2008 adj full service to agr (Olivenhain)	261.00	42.0	10,962.00
Aug 2008 adj full service to agr	351.00	-106.8	-37,466.80
Aug 2008 adj full service to agr (Ramona)	261.00	106.8	27,874.80
Aug 2008 adj full service to agr	351.00	-33.7	-11,828.70
Aug 2008 adj full service to agr (City of San Diego)	261.00	33.7	8,795.70
Aug 2008 adj full service to agr	351.00	-30.2	-10,600.20
Aug 2008 adj full service to agr (Santa Fe Irrigation)	261.00	30.2	7,882.20
Sep 2008 adj exch iid to sdcwa	351.00	-5,958.4	-2,091,398.40
Sep 2008 adj exch iid to sdcwa (San Diego CWA)	278.00		1,656,435.20
SEP 2008 ADJ Surface Storage TO Scheduled SOLD (San Diego CWA)	281.00	6,056.2	1,701,792.20
Adjustment Subtotal		97.8	1,222,882.00

SD-11 Total 21,297.1 8,663,836.30

Meter No SD-DS1

Desalted	Constant	Previous Reading	Current Reading	Volume (Cu. Ft.)	Rate Desc.
Desalted		N/A	N/A	N/A	Unbundled

--- ADJUSTMENT ---

	Rate Per AF	Volume AF	Amount
Sep 2008 lppds contribution	100.00	141.6	-14,160.00
Adjustment Subtotal		141.6	-14,160.00

SD-DS1 Total 141.6 -14,160.00

Meter No SD-GRP1

Recovered	Constant	Previous Reading	Current Reading	Volume (Cu. Ft.)	Rate Desc.
Recovered Greenbelt		N/A	N/A	N/A	Unbundled

--- ADJUSTMENT ---

	Rate Per AF	Volume AF	Amount
SEP 2008 GRP	530.00	300.7	159,371.00
SEP 2008 GRP	780.00		-234,546.00
Adjustment Subtotal		300.7	-75,175.00

SD-GRP1 Total 300.7 -75,175.00

Meter No SD-RCL1

Reclaimed	Constant	Previous Reading	Current Reading	Volume (Cu. Ft.)	Rate Desc.
Reclaimed		N/A	N/A	N/A	Unbundled

--- ADJUSTMENT ---

	Rate Per AF	Volume AF	Amount
Sep 2008 lrp contribution	250.00	67.6	-16,900.00
Adjustment Subtotal		67.6	-16,900.00

Agency Name	Invoice No.	Rev.	Bill Period	Page No.	Mailed On	Due On
San Diego County Water Authority	6136	0	September 2008	5 of 7	10-10-08	11-26-08

SD-RCL1 Total 67.6 -16,900.00

Meter No SD-RCL10

Reclaimed	Constant	Previous Reading	Current Reading	Volume (Cu. Ft.)	Rate Desc.
Reclaimed		N/A	N/A	N/A	Unbundled

---ADJUSTMENT---

	Rate Per AF	Volume AF	Amount
Aug 2008 lrp contribution	250.00	755.7	-188,925.00
Adjustment Subtotal		<u>755.7</u>	<u>-188,925.00</u>
SD-RCL10 Total		755.7	-188,925.00

Meter No SD-RCL11

Reclaimed	Constant	Previous Reading	Current Reading	Volume (Cu. Ft.)	Rate Desc.
Reclaimed		N/A	N/A	N/A	Unbundled

---ADJUSTMENT---

	Rate Per AF	Volume AF	Amount
Aug 2008 contribution	250.00	62.5	-15,625.00
Sep 2008 contribution	250.00	60.9	-15,225.00
Adjustment Subtotal		<u>123.4</u>	<u>-30,850.00</u>
SD-RCL11 Total		123.4	-30,850.00

Meter No SD-RCL13

Reclaimed	Constant	Previous Reading	Current Reading	Volume (Cu. Ft.)	Rate Desc.
Reclaimed		N/A	N/A	N/A	Unbundled

---ADJUSTMENT---

	Rate Per AF	Volume AF	Amount
Aug 2008 contribution	250.00	166.7	-41,675.00
Sep 2008 contribution	250.00	122.5	-30,625.00
Adjustment Subtotal		<u>289.2</u>	<u>-72,300.00</u>
SD-RCL13 Total		289.2	-72,300.00

Meter No SD-RCL14

Reclaimed	Constant	Previous Reading	Current Reading	Volume (Cu. Ft.)	Rate Desc.
Reclaimed		N/A	N/A	N/A	Unbundled

---ADJUSTMENT---

	Rate Per AF	Volume AF	Amount
Sep 2008 contribution	76.00	114.5	-8,702.00
Adjustment Subtotal		<u>114.5</u>	<u>-8,702.00</u>
SD-RCL14 Total		114.5	-8,702.00

Meter No SD-RCL15

Reclaimed	Constant	Previous Reading	Current Reading	Volume (Cu. Ft.)	Rate Desc.
Reclaimed		N/A	N/A	N/A	Unbundled

---ADJUSTMENT---

	Rate Per AF	Volume AF	Amount
Aug 2008 contribution	150.00	155.2	-23,280.00
Adjustment Subtotal		<u>155.2</u>	<u>-23,280.00</u>
SD-RCL15 Total		155.2	-23,280.00

Agency Name	Invoice No.	Rev.	Bill Period	Page No.	Mailed On	Due On
San Diego County Water Authority	6136	0	September 2008	6 of 7	10-10-08	11-26-08

Meter No SD-RCL6

Reclaimed	Constant	Previous Reading	Current Reading	Volume (Cu. Ft.)	Rate Desc.
Reclaimed		N/A	N/A	N/A	Unbundled

--- ADJUSTMENT ---		Rate Per AF	Volume AF	Amount
Aug 2008 lrp contribution		185.00	619.7	-114,644.50
Adjustment Subtotal			619.7	-114,644.50
SD-RCL6 Total			619.7	-114,644.50

Meter No SD-RCL8

Reclaimed	Constant	Previous Reading	Current Reading	Volume (Cu. Ft.)	Rate Desc.
Reclaimed		N/A	N/A	N/A	Unbundled

--- ADJUSTMENT ---		Rate Per AF	Volume AF	Amount
May 2008 lrp contribution		200.00	382.7	-76,540.00
Jul 2008 lrp contribution		200.00	440.5	-88,100.00
Aug 2008 lrp contribution		200.00	560.6	-112,120.00
Adjustment Subtotal			1,383.8	-276,760.00
SD-RCL8 Total			1,383.8	-276,760.00

Meter No SD-RCL9

Reclaimed	Constant	Previous Reading	Current Reading	Volume (Cu. Ft.)	Rate Desc.
		N/A	N/A	N/A	Unbundled

--- ADJUSTMENT ---		Rate Per AF	Volume AF	Amount
AUG 2008 LPPRE		113.00	21.4	2,418.20
AUG 2008 LPPRE		267.00		-5,713.80
Adjustment Subtotal			21.4	-3,295.60
SD-RCL9 Total			21.4	-3,295.60

Meter No SDTJ-01A

Treated Domestic	Constant	Previous Reading	Current Reading	Volume (Cu. Ft.)	Rate Desc.
San Diego-Tijuana	133.68	1205874	1417444	28284582	Unbundled

--- DELIVERIES ---		Rate Per AF	Volume AF	Amount
System Access Rate		143.00	649.3	92,849.90
Water Stewardship Rate		25.00	649.3	16,232.50
Treatment Surcharge		157.00	649.3	101,940.10
Delivery Subtotal			649.3	211,022.50

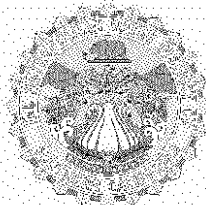
--- ADJUSTMENT ---		Rate Per AF	Volume AF	Amount
OTAY Loss for Tijuana Delivery (Otay)		325.00	19.5	6,337.50
SD Loss for Tijuana Delivery (San Diego CWA)		325.00	6.7	2,177.50
MWD Loss for Tijuana Delivery		325.00	24.3	7,897.50
Adjustment Subtotal			50.5	16,412.50
SDTJ-01A Total			699.8	227,435.00

--- OTHER CHARGES AND CREDITS ---		Amount
RTS adjustment for FY 07/08.		-322,629.16
Variable Power - Treated 649.3 AF @ \$123.26/AF 9/08 Tijuana Delivery		80,032.72
Variable Power - Treated (Loss) 50.5 AF @ \$123.26/AF 9/08 Tijuana Delivery		6,224.63

Agency Name	Invoice No.	Rev.	Bill Period	Page No.	Mailed On	Due On
San Diego County Water Authority	6136	0	September 2008	7 of 7	10-10-08	11-26-08

VOLUME TOTAL	INVOICE TOTAL
61,709.8	\$22,648,276.19

This invoice was printed on 10/9/2008 at 8:59:01AM

**MWD**

METROPOLITAN WATER DISTRICT OF SOUTHERN CALIFORNIA

700 North Alameda Street

Los Angeles, CA, 90012-2944

INVOICE**Billed To:**

San Diego County Water Authority

**Service Address**4677 Overland Avenue
San Diego, CA 92123-1233

October 2008	Page No. 1 of 2
Mailed: 11/10/2008	Due Date: 12/30/2008
Invoice Number: 6164	Revision: 0

NOTICE

The MWD Administrative Code Section 4507 and 4508 require that payment must be made in "Good Funds" by the due date or the payment will be considered delinquent and an additional charge shall be assessed.

DELIVERIES	Volume (AF)
Total Water Treated Delivered	16,962.9
Total Water Untreated Delivered	41,230.5

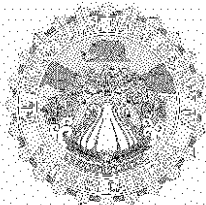
SALES	Type	Volume (AF)	Rate (\$ /AF)	Total (\$)
Full Service	Tier 1 Supply Rate	44,675.5	\$73.00	\$3,261,311.50
	System Access Rate	44,675.5	\$143.00	\$6,388,596.50
	Water Stewardship Rate	44,675.5	\$25.00	\$1,116,887.50
	System Power Rate	44,675.5	\$110.00	\$4,914,305.00
	Treatment Surcharge	10,199.6	\$157.00	\$1,601,337.20
IAWP	Treated	6,169.9		\$2,430,940.60
	Untreated	796.3		\$207,834.30
SUBTOTAL				\$19,921,212.60

MISCELLANEOUS SALES	Volume (AF)	Total (\$)
Surface Storage Operating Agreement - UT, Scheduled	5,768.7	\$1,621,004.70
		\$1,621,004.70

WATER MANAGEMENT	Volume (AF)	Total (\$)
Local Resource Programs	2,036.5	(\$410,268.10)
SUBTOTAL		(\$410,268.10)

EXCHANGES, WHEELING, AND OTHER DELIVERIES	Volume (AF)	Total (\$)
Tijuana Emergency Deliveries and Losses	681.7	\$221,552.50
IID San Diego Exchange UnTreated	5,958.3	\$1,656,407.40
		\$1,877,959.90

OTHER CHARGES AND CREDITS	Rate (\$ /AF)	Total (\$)
Conservation Credit		(\$1,518,390.00)
Readiness To Serve Charge(Payment Schedule: S)		\$5,063,130.00
Capacity Charge(Payment Schedule: S)		\$4,406,400.00
Miscellaneous Debit/Credit (See Detail)		\$63,466.39
SUBTOTAL		\$8,014,606.39

**MWD**

METROPOLITAN WATER DISTRICT OF SOUTHERN CALIFORNIA

700 North Alameda Street

Los Angeles, CA, 90012-2944

INVOICE**Billed To:**

San Diego County Water Authority

**Service Address**4677 Overland Avenue
San Diego, CA 92123-1233

October 2008	Page No. 2 of 2
Mailed: 11/10/2008	Due Date: 12/30/2008
Invoice Number: 6164	Revision: 0

NOTICE

The MWD Administrative Code Section 4507 and 4508 require that payment must be made in "Good Funds" by the due date or the payment will be considered delinquent and an additional charge shall be assessed.

ADDITIONAL INFORMATION

	Volume (AF)	Tier1 %	Peak Day	Flow (CFS)
Purchase Order Commitment (Jan 2003 to Dec 2012)	3,342,570.6			
Purchase Order Firm Delivery To Date (Jan 2003 to Dec 2012)	2,898,577.8			
Tier 1 Annual Limit (For Current Calendar Year)	501,385.6			
Tier 1 YTD Deliveries (For Current Calendar Year)	408,188.1	81.0		
Tier 1 Current Month Deliveries By Billing Period	50,444.2			
Capacity Charge			5/4/2004	1,296.0
Annual Peak Flow			9/30/2008	10.9
Summer Peak Flow			9/30/2008	10.9

INVOICE TOTAL

Volume AF

60,128.6

Amount Now Due

\$31,024,515.49

Note: Amount Due is based on highlighted fields

MWD2010-00275173



MWD
 METROPOLITAN WATER DISTRICT OF SOUTHERN CALIFORNIA
 700 North Alameda Street
 Los Angeles, CA, 90012-2944

INVOICE DETAIL

NOTICE

The MWD Administrative Code Section 4507 and 4508 require that payment must be made in "Good Funds" by the due date or the payment will be considered delinquent and an additional charge shall be assessed.

IN ACCORDANCE WITH READINGS AND BILLING DATA LISTED BELOW

Agency Name	Invoice No.	Rev.	Bill Period	Page No.	Mailed On	Due On
San Diego County Water Authority	6164	0	October 2008	1 of 6	11-10-08	12-30-08

Meter No CM-10

Treated	Constant	Previous Reading	Current Reading	Volume (Cu. Ft.)	Rate Desc.
Treated Domestic		0	0	0	Unbundled

--- ADJUSTMENT ---

	Rate Per AF	Volume AF	Amount
Oct 2008 adj - adj oc to sd transfer	508.00	64.6	32,816.80
Adjustment Subtotal		64.6	32,816.80
CM-10 Total		64.6	32,816.80

Meter No SD-01A

Treated Domestic	Constant	Previous Reading	Current Reading	Volume (Cu. Ft.)	Rate Desc.
Rainbow Cyn. Rd. e/o Frontage Rd.	1,000	23246188	23414380	168192000	Unbundled

--- DELIVERIES ---

	Rate Per AF	Volume AF	Amount
Tier 1 Supply Rate	73.00	3,861.2	281,867.60
System Access Rate	143.00	3,861.2	552,151.60
Water Stewardship Rate	25.00	3,861.2	96,530.00
System Power Rate	110.00	3,861.2	424,732.00
Treatment Surcharge	157.00	3,861.2	606,208.40
Delivery Subtotal		3,861.2	1,961,489.60
SD-01A Total		3,861.2	1,961,489.60

Meter No SD-01B

Treated Domestic	Constant	Previous Reading	Current Reading	Volume (Cu. Ft.)	Rate Desc.
Rainbow Cyn. Rd. e/o Frontage Rd.	1,000	22891484	23058676	167192000	Unbundled

--- DELIVERIES ---

	Rate Per AF	Volume AF	Amount
Tier 1 Supply Rate	73.00	3,838.2	280,188.60
System Access Rate	143.00	3,838.2	548,862.60
Water Stewardship Rate	25.00	3,838.2	95,955.00
System Power Rate	110.00	3,838.2	422,202.00
Treatment Surcharge	157.00	3,838.2	602,597.40
Delivery Subtotal		3,838.2	1,949,805.60
SD-01B Total		3,838.2	1,949,805.60

Meter No SD-02

Treated Domestic	Constant	Previous Reading	Current Reading	Volume (Cu. Ft.)	Rate Desc.
w/o Rainbow Glen Rd.	100	22421744	22628458	20671400	Unbundled

Agency Name	Invoice No.	Rev	Bill Period	Page No.	Mailed On	Due On
San Diego County Water Authority	6164	0	October 2008	2 of 6	11-10-08	12-30-08

--- DELIVERIES ---

	Rate Per AF	Volume AF	Amount
Tier 1 Supply Rate	73.00	474.6	34,645.80
System Access Rate	143.00	474.6	67,867.80
Water Stewardship Rate	25.00	474.6	11,865.00
System Power Rate	110.00	474.6	52,206.00
Treatment Surcharge	157.00	474.6	74,512.20
Delivery Subtotal		474.6	241,096.80
SD-02 Total		474.6	241,096.80

Meter No SD-03

Untreated Domestic	Constant	Previous Reading	Current Reading	Volume (Cu. Ft.)	Rate Desc
Rainbow Cyn. Rd. e/o Frontage Rd.	1.000	71357024	72029888	672864000	Unbundled

--- DELIVERIES ---

	Rate Per AF	Volume AF	Amount
Tier 1 Supply Rate	73.00	15,446.8	1,127,616.40
System Access Rate	143.00	15,446.8	2,208,892.40
Water Stewardship Rate	25.00	15,446.8	386,170.00
System Power Rate	110.00	15,446.8	1,699,148.00
Delivery Subtotal		15,446.8	5,421,826.80
SD-03 Total		15,446.8	5,421,826.80

Meter No SD-05

Treated Domestic	Constant	Previous Reading	Current Reading	Volume (Cu. Ft.)	Rate Desc
s/o Reche Rd. w/o Wilt Rd.	100	7708399	7815567	10716800	Unbundled

--- DELIVERIES ---

	Rate Per AF	Volume AF	Amount
Tier 1 Supply Rate	73.00	246.0	17,958.00
System Access Rate	143.00	246.0	35,178.00
Water Stewardship Rate	25.00	246.0	6,150.00
System Power Rate	110.00	246.0	27,060.00
Treatment Surcharge	157.00	246.0	38,622.00
Delivery Subtotal		246.0	124,968.00
SD-05 Total		246.0	124,968.00

Meter No SD-07

Treated Domestic	Constant	Previous Reading	Current Reading	Volume (Cu. Ft.)	Rate Desc
e/o Wilt Rd. n/o Dos Ninos Ave.	1.000	109343624	109696944	353320000	Unbundled

--- DELIVERIES ---

	Rate Per AF	Volume AF	Amount
Tier 1 Supply Rate	73.00	8,111.1	592,110.30
System Access Rate	143.00	8,111.1	1,159,887.30
Water Stewardship Rate	25.00	8,111.1	202,777.50
System Power Rate	110.00	8,111.1	892,221.00
Treatment Surcharge	157.00	8,111.1	1,273,442.70
Delivery Subtotal		8,111.1	4,120,438.80

--- ADJUSTMENT ---

	Rate Per AF	Volume AF	Amount
Jul 2008 adj full service to agr	508.00	-5.4	-2,743.20
Jul 2008 adj full service to agr (Lakeside W.D.)	394.00	5.4	2,127.60
Aug 2008 adj full service to agr	508.00	-0.4	-203.20
Aug 2008 adj full service to agr (Lakeside W.D.)	394.00	0.4	157.60
Aug 2008 adj full service to agr	508.00	-62.1	-31,546.80
Aug 2008 adj full service to agr (Oceanside)	394.00	62.1	24,467.40
Aug 2008 adj full service to agr	508.00	-32.3	-16,408.40
Aug 2008 adj full service to agr (Vista)	394.00	32.3	12,726.20
Sep 2008 adj full service to agr	508.00	-48.0	-24,384.00
Sep 2008 adj full service to agr (Carlsbad Municipal)	394.00	48.0	18,912.00

Agency Name	Invoice No.	Rev.	Bill Period	Page No.	Mailed On	Due On
San Diego County Water Authority	6164	0	October 2008	3 of 6	11-10-08	12-30-08

--- ADJUSTMENT ---

	Rate Per AF	Volume AF	Amount
Sep 2008 adj full service to agr	508.00	-748.7	-380,339.60
Sep 2008 adj full service to agr (Fallbrook)	394.00	748.7	294,987.80
Sep 2008 adj full service to agr	508.00	-49.8	-25,298.40
Sep 2008 adj full service to agr (Oceanside)	394.00	49.8	19,621.20
Sep 2008 adj full service to agr	508.00	-33.2	-16,865.60
Sep 2008 adj full service to agr (Olivenhain)	394.00	33.2	13,080.80
Sep 2008 adj full service to agr	508.00	-7.0	-3,556.00
Sep 2008 adj full service to agr (Otay)	394.00	7.0	2,758.00
Sep 2008 adj full service to agr	508.00	-107.3	-54,508.40
Sep 2008 adj full service to agr (Padre Dam)	394.00	107.3	42,276.20
Sep 2008 adj full service to agr	508.00	-1,595.7	-810,615.60
Sep 2008 adj full service to agr (Rainbow)	394.00	1,595.7	628,705.80
Sep 2008 adj full service to agr	508.00	-158.8	-80,670.40
Sep 2008 adj full service to agr (Ramona)	394.00	158.8	62,567.20
Sep 2008 adj full service to agr	508.00	-7.9	-4,013.20
Sep 2008 adj full service to agr (City of San Diego)	394.00	7.9	3,112.60
Sep 2008 adj full service to agr	508.00	-0.2	-101.60
Sep 2008 adj full service to agr (Santa Fe Irrigation)	394.00	0.2	78.80
Sep 2008 adj full service to agr	508.00	-175.3	-89,052.40
Sep 2008 adj full service to agr (Vallecitos)	394.00	175.3	69,068.20
Sep 2008 adj full service to agr	508.00	-2,754.0	-1,399,032.00
Sep 2008 adj full service to agr (Valley Center)	394.00	2,754.0	1,085,076.00
Sep 2008 adj full service to agr	508.00	-383.8	-194,970.40
Sep 2008 adj full service to agr (Yuima)	394.00	383.8	151,217.20
Oct 2008 adj from full service to tijuana dlrvy	508.00	-658.0	-334,264.00
Adjustment Subtotal		-658.0	-1,037,632.60

SD-07 Total 7,453.1 3,082,806.20

Meter No SD-08

Treated Domestic	Constant	Previous Reading	Current Reading	Volume (Cu. Ft.)	Rate Desc.
n/o Red Mtn. n/o Mission Rd.	100	32701344	32889422	18807800	Unbundled

--- DELIVERIES ---

	Rate Per AF	Volume AF	Amount
Tier 1 Supply Rate	73.00	431.8	31,521.40
System Access Rate	143.00	431.8	61,747.40
Water Stewardship Rate	25.00	431.8	10,795.00
System Power Rate	110.00	431.8	47,498.00
Treatment Surcharge	157.00	431.8	67,792.60
Delivery Subtotal		431.8	219,354.40

SD-08 Total 431.8 219,354.40

Meter No SD-09

Treated Domestic	Constant	Previous Reading	Current Reading	Volume (Cu. Ft.)	Rate Desc.
w/o Rainbow Glen. Rd. n/o Red Mtn.	100	7004164	7004164	0	Unbundled

--- DELIVERIES ---

	Rate Per AF	Volume AF	Amount
SD-09 Total		0.0	0.00

Meter No SD-11

Untreated Domestic	Constant	Previous Reading	Current Reading	Volume (Cu. Ft.)	Rate Desc.
e/o Wilt Rd. n/o Dos Niños Ave.	10,000	13717544	13829858	1123140000	Unbundled

--- DELIVERIES ---

	Rate Per AF	Volume AF	Amount
Tier 1 Supply Rate	73.00	25,783.7	1,882,210.10
System Access Rate	143.00	25,783.7	3,687,069.10
Water Stewardship Rate	25.00	25,783.7	644,592.50
System Power Rate	110.00	25,783.7	2,836,207.00

Agency Name	Invoice No.	Rev	Bill Period	Page No.	Mailed On	Due On
San Diego County Water Authority	6164	0	October 2008	4 of 6	11-10-08	12-30-08

Delivery Subtotal 25,783.7 9,050,078.70

---ADJUSTMENT---

	Rate Per AF	Volume AF	Amount
Aug 2008 adj full service to agr	351.00	-118.1	-41,453.10
Aug 2008 adj full service to agr (Oceanside)	261.00	118.1	30,824.10
Aug 2008 adj full service to agr	351.00	-6.8	-2,386.80
Aug 2008 adj full service to agr (Poway)	261.00	6.8	1,774.80
Aug 2008 adj full service to agr	351.00	-0.6	-210.60
Aug 2008 adj full service to agr (Vista)	261.00	0.6	156.60
Sep 2008 adj full service to agr	351.00	-339.7	-119,234.70
Sep 2008 adj full service to agr (Escondido)	261.00	339.7	88,661.70
Sep 2008 adj full service to agr	351.00	-117.3	-41,172.30
Sep 2008 adj full service to agr (Oceanside)	261.00	117.3	30,615.30
Sep 2008 adj full service to agr	351.00	-55.6	-19,515.60
Sep 2008 adj full service to agr (Olivenhain)	261.00	55.6	14,511.60
Sep 2008 adj full service to agr	351.00	-70.0	-24,570.00
Sep 2008 adj full service to agr (Ramona)	261.00	70.0	18,270.00
Sep 2008 adj full service to agr	351.00	-64.0	-22,464.00
Sep 2008 adj full service to agr (City of San Diego)	261.00	64.0	16,704.00
Sep 2008 adj full service to agr	351.00	-24.2	-8,494.20
Sep 2008 adj full service to agr (Santa Fe Irrigation)	261.00	24.2	6,316.20
SEP 2008 ADJ Surface Storage TO Scheduled SOLD VOIDED (San Diego CWA)	281.00	-6,056.2	-1,701,792.20
SEP 2008 ADJ Surface Storage TO Scheduled SOLD (San Diego CWA)	281.00	6,055.2	1,701,511.20
Oct 2008 adj exch iid to sdcwa	351.00	-5,958.3	-2,091,363.30
Oct 2008 adj exch iid to sdcwa (San Diego CWA)	278.00		1,656,407.40
OCT 2008 ADJ Surface Storage TO Scheduled SOLD (San Diego CWA)	281.00	2,417.1	679,205.10
OCT 2008 ADJ Surface Storage TO Scheduled SOLD (San Diego CWA)	281.00	3,352.6	942,080.60

Adjustment Subtotal -189.6 1,114,381.80

SD-11 Total 25,594.1 10,164,460.50

Meter No SD-DS1

Desalted	Constant	Previous Reading	Current Reading	Volume (Cu. Ft.)	Rate Desc
Desalted		N/A	N/A	N/A	Unbundled

---ADJUSTMENT---

	Rate Per AF	Volume AF	Amount
Oct 2008 lppds contribution	100.00	117.6	-11,760.00
Adjustment Subtotal		117.6	-11,760.00

SD-DS1 Total 117.6 -11,760.00

Meter No SD-GRP1

Recovered	Constant	Previous Reading	Current Reading	Volume (Cu. Ft.)	Rate Desc
Recovered Greenbelt		N/A	N/A	N/A	Unbundled

---ADJUSTMENT---

	Rate Per AF	Volume AF	Amount
OCT 2008 GRP	530.00	295.6	156,668.00
OCT 2008 GRP	780.00		-230,568.00
Adjustment Subtotal		295.6	-73,900.00

SD-GRP1 Total 295.6 -73,900.00

Meter No SD-RCL11

Reclaimed	Constant	Previous Reading	Current Reading	Volume (Cu. Ft.)	Rate Desc
Reclaimed		N/A	N/A	N/A	Unbundled

---ADJUSTMENT---

	Rate Per AF	Volume AF	Amount
Oct 2008 contribution	250.00	45.6	-11,400.00
Adjustment Subtotal		45.6	-11,400.00

Agency Name	Invoice No.	Rev	Bill Period	Page No.	Mailed On	Due On
San Diego County Water Authority	6164	0	October 2008	5 of 6	11-10-08	12-30-08

SD-RCL11 Total 45.6 -11,400.00

Meter No SD-RCL12

Reclaimed	Constant	Previous Reading	Current Reading	Volume (Cu. Ft.)	Rate Desc.
Reclaimed		N/A	N/A	N/A	Unbundled

---ADJUSTMENT---

	Rate Per AF	Volume AF	Amount
Aug 2008 lrp contribution	250.00	95.6	-23,900.00
Sep 2008 lrp contribution	250.00	87.5	-21,875.00
Adjustment Subtotal		183.1	-45,775.00

SD-RCL12 Total 183.1 -45,775.00

Meter No SD-RCL13

Reclaimed	Constant	Previous Reading	Current Reading	Volume (Cu. Ft.)	Rate Desc.
Reclaimed		N/A	N/A	N/A	Unbundled

---ADJUSTMENT---

	Rate Per AF	Volume AF	Amount
Oct 2008 contribution	250.00	162.2	-40,550.00
Adjustment Subtotal		162.2	-40,550.00

SD-RCL13 Total 162.2 -40,550.00

Meter No SD-RCL15

Reclaimed	Constant	Previous Reading	Current Reading	Volume (Cu. Ft.)	Rate Desc.
Reclaimed		N/A	N/A	N/A	Unbundled

---ADJUSTMENT---

	Rate Per AF	Volume AF	Amount
Sep 2008 contribution	150.00	187.5	-28,125.00
Adjustment Subtotal		187.5	-28,125.00

SD-RCL15 Total 187.5 -28,125.00

Meter No SD-RCL6

Reclaimed	Constant	Previous Reading	Current Reading	Volume (Cu. Ft.)	Rate Desc.
Reclaimed		N/A	N/A	N/A	Unbundled

---ADJUSTMENT---

	Rate Per AF	Volume AF	Amount
Sep 2008 lrp contribution	185.00	609.7	-112,794.50
Adjustment Subtotal		609.7	-112,794.50

SD-RCL6 Total 609.7 -112,794.50

Meter No SD-RCL8

Reclaimed	Constant	Previous Reading	Current Reading	Volume (Cu. Ft.)	Rate Desc.
Reclaimed		N/A	N/A	N/A	Unbundled

---ADJUSTMENT---

	Rate Per AF	Volume AF	Amount
Sep 2008 lrp contribution	200.00	411.8	-82,360.00
Adjustment Subtotal		411.8	-82,360.00

SD-RCL8 Total 411.8 -82,360.00

Agency Name	Invoice No.	Rev.	Bill Period	Page No.	Mailed On	Due On
San Diego County Water Authority	6164	0	October 2008	6 of 6	11-10-08	12-30-08

Meter No SD-RCL9

Reclaimed	Constant	Previous Reading	Current Reading	Volume (Cu. Ft.)	Rate Desc.
		N/A	N/A	N/A	Unbundled

--- ADJUSTMENT ---

	Rate Per AF	Volume AF	Amount
SEP 2008 LPPRE	113.00	23.4	2,644.20
SEP 2008 LPPRE	267.00		-6,247.80
Adjustment Subtotal		23.4	-3,603.60
SD-RCL9 Total		23.4	-3,603.60

Meter No SDTJ-01A

Treated Domestic	Constant	Previous Reading	Current Reading	Volume (Cu. Ft.)	Rate Desc.
San Diego-Tijuana	133.68	1417444	1623542	27553036	Unbundled

--- DELIVERIES ---

	Rate Per AF	Volume AF	Amount
System Access Rate	143.00	632.5	90,447.50
Water Stewardship Rate	25.00	632.5	15,812.50
Treatment Surcharge	157.00	632.5	99,302.50
Delivery Subtotal		632.5	205,562.50

--- ADJUSTMENT ---


	Rate Per AF	Volume AF	Amount
OTAY Loss for Tijuana Divry (Otay)	325.00	19.0	6,175.00
SD Loss for Tijuana Divry (San Diego CWA)	325.00	6.5	2,112.50
MWD Loss for Tijuana Divry (San Diego CWA)	325.00	23.7	7,702.50
Adjustment Subtotal		49.2	15,990.00
SDTJ-01A Total		681.7	221,552.50

--- OTHER CHARGES AND CREDITS ---

	Amount
Conservation Ag # 78189	-1,518,390.00
Capacity Charge for current calendar year	4,406,400.00
Readiness to Serve Charge for current fiscal year	5,063,130.00
Reverse 9/08 Variable Power - Treated 649.3 AF @ \$123.26/AF 9/08 Tijuana Divry	-80,032.72
Trued up 9/08 Variable Power - Treated 649.3 AF @ \$126.28/AF 9/08 Tijuana Divry	81,993.60
Reverse 9/08 Variable Power - Treated (Loss) 50.5 AF @ \$123.26/AF 9/08 Tijuana Divry	-6,224.63
Trued up 9/08 Variable Power - Treated (Loss) 50.5 AF @ \$126.28/AF 9/08 Tijuana Divry	6,377.14
Variable Power - Treated (Loss) 49.2 AF @ est.\$90/AF 10/08 Tijuana Divry	4,428.00
Variable Power - Treated 632.5 AF @ est.\$90/AF 10/08 Tijuana Divry	56,925.00

VOLUME TOTAL	INVOICE TOTAL
60,128.6	\$31,024,515.49

This invoice was printed on 11/7/2008 at 2:38:21PM



MWD
 METROPOLITAN WATER DISTRICT OF SOUTHERN CALIFORNIA
 700 North Alameda Street
 Los Angeles, CA, 90012-2944

INVOICE

Billed To:
 San Diego County Water Authority



Service Address
 4677 Overland Avenue
 San Diego, CA 92123-1233

November 2008	Page No. 1 of 2
Mailed: 12/10/2008	Due Date: 01/30/2009
Invoice Number: 6192	Revision: 0

NOTICE

The MWD Administrative Code Section 4507 and 4508 require that payment must be made in "Good Funds" by the due date or the payment will be considered delinquent and an additional charge shall be assessed.

DELIVERIES	Volume (AF)
Total Water Treated Delivered	10,357.9
Total Water Untreated Delivered	34,134.1

SALES	Type	Volume (AF)	Rate (\$ /AF)	Total (\$)
Full Service	Tier 1 Supply Rate	31,302.8	\$73.00	\$2,285,104.40
	System Access Rate	31,302.8	\$143.00	\$4,476,300.40
	Water Stewardship Rate	31,302.8	\$25.00	\$782,570.00
	System Power Rate	31,302.8	\$110.00	\$3,443,308.00
	Treatment Surcharge	3,836.8	\$157.00	\$602,377.60
Adjust Full Service Prior Rates:				
Certification(s) for 200601 to 200612 for Domestic	Treated	70.5	\$453.00	\$31,936.50
Certification(s) for 200701 to 200712 for Domestic	Treated	-183.4	\$478.00	(\$87,665.20)
Certification(s) for 200601 to 200612 for Domestic	Untreated	-4.0	\$331.00	(\$1,324.00)
Certification(s) for 200701 to 200712 for Domestic	Untreated	-62.9	\$331.00	(\$20,819.90)
IAWP	Treated	6,700.8		\$2,638,490.70
	Untreated	776.7		\$201,380.70
SUBTOTAL				\$14,351,659.20

WATER MANAGEMENT	Volume (AF)	Total (\$)
Local Resource Programs	3,076.1	(\$682,993.70)
SUBTOTAL		(\$682,993.70)

EXCHANGES, WHEELING, AND OTHER DELIVERIES	Volume (AF)	Total (\$)
IID San Diego Exchange UnTreated	5,958.3	\$1,656,407.40
SUBTOTAL		\$1,656,407.40

OTHER CHARGES AND CREDITS	Volume (AF)	Rate (\$ /AF)	Total (\$)
Conservation Credit			(\$300,295.90)
Tier 2 Surcharge for 2007	246.3	\$96.00	(\$23,644.80)
Miscellaneous Debit/Credit (See Detail)			\$143.16
SUBTOTAL			(\$323,797.54)

ADDITIONAL INFORMATION	Volume (AF)	Tier1 %	Peak Day	Flow (CFS)
Purchase Order Commitment (Jan 2003 to Dec 2012)	3,342,570.6			
Purchase Order Firm Delivery To Date (Jan 2003 to Dec 2012)	2,929,700.8			
Tier 1 Annual Limit (For Current Calendar Year)	501,385.6			
Tier 1 YTD Deliveries (For Current Calendar Year)	439,467.2	88.0		
Tier 1 Current Month Deliveries By Billing Period	31,302.8			
Capacity Charge			5/4/2004	1,296.0
Annual Peak Flow			9/30/2008	10.9
Summer Peak Flow			9/30/2008	10.9

Agency Name	Invoice No.	Rev.	Bill Period	Page No.	Mailed On	Due On
San Diego County Water Authority	6192	0	November 2008	2 of 2	12-10-08	01-30-09

INVOICE TOTAL

Volume AF
41,676.6

Amount Now Due
\$15,001,275.36

Note: Amount Due is based on highlighted fields



MWD
 METROPOLITAN WATER DISTRICT OF SOUTHERN CALIFORNIA
 700 North Alameda Street
 Los Angeles, CA, 90012-2944

INVOICE DETAIL

NOTICE

The MWD Administrative Code Section 4507 and 4508 require that payment must be made in "Good Funds" by the due date or the payment will be considered delinquent and an additional charge shall be assessed.

IN ACCORDANCE WITH READINGS AND BILLING DATA LISTED BELOW

Agency Name	Invoice No.	Rev.	Bill Period	Page No.	Mailed On	Due On
San Diego County Water Authority	6192	0	November 2008	1 of 8	12-10-08	01-30-09

Meter No CM-10

Treated	Constant	Previous Reading	Current Reading	Volume (Cu. Ft.)	Rate Desc.
Treated Domestic		0	0	0	Unbundled

--- ADJUSTMENT ---

	Rate Per AF	Volume AF	Amount
Nov 2008 - oc to sd transfer	508.00	66.8	33,934.40
Adjustment Subtotal		66.8	33,934.40
CM-10 Total		66.8	33,934.40

Meter No SD-01A

Treated Domestic	Constant	Previous Reading	Current Reading	Volume (Cu. Ft.)	Rate Desc.
Rainbow Cyn. Rd. e/o Frontage Rd.	1,000	23414380	23512660	98280000	Unbundled

--- DELIVERIES ---

	Rate Per AF	Volume AF	Amount
Tier 1 Supply Rate	73.00	2,256.2	164,702.60
System Access Rate	143.00	2,256.2	322,636.60
Water Stewardship Rate	25.00	2,256.2	56,405.00
System Power Rate	110.00	2,256.2	248,182.00
Treatment Surcharge	157.00	2,256.2	354,223.40
Delivery Subtotal		2,256.2	1,146,149.60
SD-01A Total		2,256.2	1,146,149.60

Meter No SD-01B

Treated Domestic	Constant	Previous Reading	Current Reading	Volume (Cu. Ft.)	Rate Desc.
Rainbow Cyn. Rd. e/o Frontage Rd.	1,000	23058676	23150654	91978000	Unbundled

--- DELIVERIES ---

	Rate Per AF	Volume AF	Amount
Tier 1 Supply Rate	73.00	2,111.5	154,139.50
System Access Rate	143.00	2,111.5	301,944.50
Water Stewardship Rate	25.00	2,111.5	52,787.50
System Power Rate	110.00	2,111.5	232,265.00
Treatment Surcharge	157.00	2,111.5	331,505.50
Delivery Subtotal		2,111.5	1,072,642.00
SD-01B Total		2,111.5	1,072,642.00

Meter No SD-02

Treated Domestic	Constant	Previous Reading	Current Reading	Volume (Cu. Ft.)	Rate Desc.
w/o Rainbow Glen Rd.	100	22628458	22776760	14830200	Unbundled

Agency Name	Invoice No.	Rev	Bill Period	Page No.	Mailed On	Due On
San Diego County Water Authority	6192	0	November 2008	2 of 8	12-10-08	01-30-09

--- DELIVERIES ---

	Rate Per AF	Volume AF	Amount
Tier 1 Supply Rate	73.00	340.5	24,856.50
System Access Rate	143.00	340.5	48,691.50
Water Stewardship Rate	25.00	340.5	8,512.50
System Power Rate	110.00	340.5	37,455.00
Treatment Surcharge	157.00	340.5	53,458.50
Nov 2008, meter under 10% flow Tier 1 supply rate	73.00	0.2	14.60
Nov 2008, meter under 10% flow System access rate	143.00	0.2	28.60
Nov 2008, meter under 10% flow Water stewardship rate	25.00	0.2	5.00
Nov 2008, meter under 10% flow System power rate	110.00	0.2	22.00
Nov 2008, meter under 10% flow Treatment surcharge	157.00	0.2	31.40
Delivery Subtotal		340.7	173,075.60
SD-02 Total		340.7	173,075.60

Meter No SD-03

Untreated Domestic	Constant	Previous Reading	Current Reading	Volume (Cu. Ft.)	Rate Desc.
Rainbow Cyn. Rd. e/o Frontage Rd.	1.000	72029888	72490200	460312000	Unbundled

--- DELIVERIES ---

	Rate Per AF	Volume AF	Amount
Tier 1 Supply Rate	73.00	10,567.3	771,412.90
System Access Rate	143.00	10,567.3	1,511,123.90
Water Stewardship Rate	25.00	10,567.3	264,182.50
System Power Rate	110.00	10,567.3	1,162,403.00
Delivery Subtotal		10,567.3	3,709,122.30
SD-03 Total		10,567.3	3,709,122.30

Meter No SD-05

Treated Domestic	Constant	Previous Reading	Current Reading	Volume (Cu. Ft.)	Rate Desc.
s/o Reche Rd. w/o Wilt Rd.	100	7815567	7882169	6660200	Unbundled

--- DELIVERIES ---

	Rate Per AF	Volume AF	Amount
Tier 1 Supply Rate	73.00	152.9	11,161.70
System Access Rate	143.00	152.9	21,864.70
Water Stewardship Rate	25.00	152.9	3,822.50
System Power Rate	110.00	152.9	16,819.00
Treatment Surcharge	157.00	152.9	24,005.30
Delivery Subtotal		152.9	77,673.20
SD-05 Total		152.9	77,673.20

Meter No SD-07

Treated Domestic	Constant	Previous Reading	Current Reading	Volume (Cu. Ft.)	Rate Desc.
e/o Wilt Rd. n/o Dos Ninos Ave.	1,000	109696944	109917112	220168000	Unbundled

--- DELIVERIES ---

	Rate Per AF	Volume AF	Amount
Tier 1 Supply Rate	73.00	5,054.4	368,971.20
System Access Rate	143.00	5,054.4	722,779.20
Water Stewardship Rate	25.00	5,054.4	126,360.00
System Power Rate	110.00	5,054.4	555,984.00
Treatment Surcharge	157.00	5,054.4	793,540.80
Delivery Subtotal		5,054.4	2,567,635.20

--- ADJUSTMENT ---

	Rate Per AF	Volume AF	Amount
Jul 2006 adj full service to agr voided	453.00	414.8	187,904.40
Jul 2006 adj full service to agr voided (Ramona)	339.00	-414.8	-140,617.20
Jul 2006 adj full service to agr	453.00	-320.5	-145,186.50
Jul 2006 adj full service to agr (Ramona)	339.00	320.5	108,649.50
Aug 2006 adj full service to agr voided	453.00	276.0	125,028.00

Agency Name	Invoice No.	Rev.	Bill Period	Page No.	Mailed On	Due On
San Diego County Water Authority	6192	0	November 2008	3 of 8	12-10-08	01-30-09
--- ADJUSTMENT ---						
			Rate Per AF	Volume AF		Amount
Aug 2006 adj full service to agr	voided	(Ramona)	339.00	-276.0		-93,564.00
Aug 2006 adj full service to agr			453.00	-207.3		-93,906.90
Aug 2006 adj full service to agr		(Ramona)	339.00	207.3		70,274.70
Sep 2006 adj full service to agr	voided		453.00	248.2		112,434.60
Sep 2006 adj full service to agr	voided	(Ramona)	339.00	-248.2		-84,139.80
Sep 2006 adj full service to agr			453.00	-321.3		-145,548.90
Sep 2006 adj full service to agr		(Ramona)	339.00	321.3		108,920.70
Oct 2006 adj full service to agr	voided		453.00	140.8		63,782.40
Oct 2006 adj full service to agr	voided	(Ramona)	339.00	-140.8		-47,731.20
Oct 2006 adj full service to agr			453.00	-199.5		-90,373.50
Oct 2006 adj full service to agr		(Ramona)	339.00	199.5		67,630.50
Nov 2006 adj full service to agr	voided		453.00	161.2		73,023.60
Nov 2006 adj full service to agr	voided	(Ramona)	339.00	-161.2		-54,646.80
Nov 2006 adj full service to agr			453.00	-110.7		-50,147.10
Nov 2006 adj full service to agr		(Ramona)	339.00	110.7		37,527.30
Dec 2006 adj full service to agr	voided		453.00	79.5		36,013.50
Dec 2006 adj full service to agr	voided	(Ramona)	339.00	-79.5		-26,850.50
Dec 2006 adj full service to agr			453.00	-90.7		-41,087.10
Dec 2006 adj full service to agr		(Ramona)	339.00	90.7		30,747.30
Jan 2007 adj full service to agr	voided		478.00	204.4		97,703.20
Jan 2007 adj full service to agr	voided	(Ramona)	364.00	-204.4		-74,401.60
Jan 2007 adj full service to agr			478.00	-134.4		-64,243.20
Jan 2007 adj full service to agr		(Ramona)	364.00	134.4		48,921.60
Feb 2007 adj full service to agr	voided		478.00	80.0		38,240.00
Feb 2007 adj full service to agr	voided	(Ramona)	364.00	-80.0		-29,120.00
Feb 2007 adj full service to agr			478.00	-26.6		-12,714.80
Feb 2007 adj full service to agr		(Ramona)	364.00	26.6		9,682.40
Mar 2007 adj full service to agr	voided		478.00	196.4		93,879.20
Mar 2007 adj full service to agr	voided	(Ramona)	364.00	-196.4		-71,489.60
Mar 2007 adj full service to agr			478.00	-296.2		-141,583.60
Mar 2007 adj full service to agr		(Ramona)	364.00	296.2		107,816.80
Apr 2007 adj full service to agr	voided		478.00	217.7		104,060.60
Apr 2007 adj full service to agr	voided	(Ramona)	364.00	-217.7		-79,242.80
Apr 2007 adj full service to agr			478.00	-279.2		-133,457.60
Apr 2007 adj full service to agr		(Ramona)	364.00	279.2		101,628.80
May 2007 adj full service to agr	voided		478.00	352.3		168,399.40
May 2007 adj full service to agr	voided	(Ramona)	364.00	-352.3		-128,237.20
May 2007 adj full service to agr			478.00	-463.1		-221,361.80
May 2007 adj full service to agr		(Ramona)	364.00	463.1		168,568.40
Jun 2007 adj full service to agr	voided		478.00	326.3		155,971.40
Jun 2007 adj full service to agr	voided	(Ramona)	364.00	-326.3		-118,773.20
Jun 2007 adj full service to agr			478.00	-361.0		-172,558.00
Jun 2007 adj full service to agr		(Ramona)	364.00	361.0		131,404.00
Sep 2008 adj full service to agr			508.00	-6.0		-3,048.00
Sep 2008 adj full service to agr		(Lakeside W.D.)	394.00	6.0		2,364.00
Sep 2008 adj full service to agr			508.00	-44.8		-22,758.40
Sep 2008 adj full service to agr		(Rincon)	394.00	44.8		17,651.20
Sep 2008 adj full service to agr			508.00	-20.3		-10,312.40
Sep 2008 adj full service to agr		(Vista)	394.00	20.3		7,998.20
Oct 2008 adj full service to agr			508.00	-92.4		-46,939.20
Oct 2008 adj full service to agr		(Carlsbad Municipal)	394.00	92.4		36,405.60
Oct 2008 adj full service to agr			508.00	-655.8		-333,146.40
Oct 2008 adj full service to agr		(Fallbrook)	394.00	655.8		258,385.20
Oct 2008 adj full service to agr			508.00	-0.6		-304.80
Oct 2008 adj full service to agr		(Lakeside W.D.)	394.00	0.6		236.40
Oct 2008 adj full service to agr			508.00	-66.3		-33,680.40
Oct 2008 adj full service to agr		(Oceanside)	394.00	66.3		26,122.20
Oct 2008 adj full service to agr			508.00	-30.0		-15,240.00
Oct 2008 adj full service to agr		(Olivenhain)	394.00	30.0		11,820.00
Oct 2008 adj full service to agr			508.00	-9.3		-4,724.40
Oct 2008 adj full service to agr		(Otay)	394.00	9.3		3,664.20
Oct 2008 adj full service to agr			508.00	-110.7		-56,235.60
Oct 2008 adj full service to agr		(Padre Dam)	394.00	110.7		43,615.80
Oct 2008 adj full service to agr			508.00	-1,697.9		-862,533.20
Oct 2008 adj full service to agr		(Rainbow)	394.00	1,697.9		668,972.60
Oct 2008 adj full service to agr			508.00	-43.1		-21,894.80
Oct 2008 adj full service to agr		(Rincon)	394.00	43.1		16,981.40
Oct 2008 adj full service to agr			508.00	-6.0		-3,048.00

Agency Name	Invoice No.	Rev.	Bill Period	Page No.	Mailed On	Due On
San Diego County Water Authority	6192	0	November 2008	4 of 8	12-10-08	01-30-09

--- ADJUSTMENT ---

	Rate Per AF	Volume AF	Amount
Oct 2008 adj full service to agr (City of San Diego)	394.00	6.0	2,364.00
Oct 2008 adj full service to agr	508.00	-0.1	-50.80
Oct 2008 adj full service to agr (Santa Fe Irrigation)	394.00	0.1	39.40
Oct 2008 adj full service to agr	508.00	-199.5	-101,346.00
Oct 2008 adj full service to agr (Vallecitos)	394.00	199.5	78,603.00
Oct 2008 adj full service to agr	508.00	-2,943.2	-1,495,145.60
Oct 2008 adj full service to agr (Valley Center)	394.00	2,943.2	1,159,620.80
Oct 2008 adj full service to agr	508.00	-424.9	-215,849.20
Oct 2008 adj full service to agr (Yuima)	394.00	424.9	167,410.60
Oct 2008 adj full service to agr	508.00	-237.0	-120,396.00
Oct 2008 adj full service to agr (Ramona)	394.00	237.0	93,378.00
Adjustment Subtotal		0.0	-763,891.20
SD-07 Total		5,054.4	1,803,744.00

Meter No SD-08

Treated Domestic	Constant	Previous Reading	Current Reading	Volume (Cu. Ft.)	Rate Desc.
n/o Red Mtn. n/o Mission Rd.	100	32889422	33082066	19264400	Unbundled

--- DELIVERIES ---

	Rate Per AF	Volume AF	Amount
Tier 1 Supply Rate	73.00	442.2	32,280.60
System Access Rate	143.00	442.2	63,234.60
Water Stewardship Rate	25.00	442.2	11,055.00
System Power Rate	110.00	442.2	48,642.00
Treatment Surcharge	157.00	442.2	69,425.40
Delivery Subtotal		442.2	224,637.60
SD-08 Total		442.2	224,637.60

Meter No SD-09

Treated Domestic	Constant	Previous Reading	Current Reading	Volume (Cu. Ft.)	Rate Desc.
w/o Rainbow Glen. Rd. n/o Red Mtn.	100	7004164	7004164	0	Unbundled

--- DELIVERIES ---

	Rate Per AF	Volume AF	Amount
SD-09 Total		0.0	0.00

Meter No SD-11

Untreated Domestic	Constant	Previous Reading	Current Reading	Volume (Cu. Ft.)	Rate Desc.
e/o Wilt Rd. n/o Dos Ninos Ave.	10,000	13829858	13932515	1026570000	Unbundled

--- DELIVERIES ---

	Rate Per AF	Volume AF	Amount
Tier 1 Supply Rate	73.00	23,566.8	1,720,376.40
System Access Rate	143.00	23,566.8	3,370,052.40
Water Stewardship Rate	25.00	23,566.8	589,170.00
System Power Rate	110.00	23,566.8	2,592,348.00
Delivery Subtotal		23,566.8	8,271,946.80

--- ADJUSTMENT ---

	Rate Per AF	Volume AF	Amount
Jul 2006 adj full service to agr voided	331.00	75.7	25,056.70
Jul 2006 adj full service to agr voided (Ramona)	241.00	-75.7	-18,243.70
Jul 2006 adj full service to agr	331.00	-58.6	-19,396.60
Jul 2006 adj full service to agr (Ramona)	241.00	58.6	14,122.60
Aug 2006 adj full service to agr voided	331.00	125.0	41,375.00
Aug 2006 adj full service to agr voided (Ramona)	241.00	-125.0	-30,125.00
Aug 2006 adj full service to agr	331.00	-94.0	-31,114.00
Aug 2006 adj full service to agr (Ramona)	241.00	94.0	22,654.00
Sep 2006 adj full service to agr voided	331.00	121.2	40,117.20
Sep 2006 adj full service to agr voided (Ramona)	241.00	-121.2	-29,209.20
Sep 2006 adj full service to agr	331.00	-157.0	-51,967.00

Agency Name	Invoice No.	Rev	Bill Period	Page No.	Mailed On	Due On
San Diego County Water Authority	6192	0	November 2008	5 of 8	12-10-08	01-30-09

--- ADJUSTMENT ---

	Rate Per AF	Volume AF	Amount
Sep 2006 adj full service to agr (Ramona)	241.00	157.0	37,837.00
Oct 2006 adj full service to agr voided	331.00	234.5	77,619.50
Oct 2006 adj full service to agr voided (Ramona)	241.00	-234.5	-56,514.50
Oct 2006 adj full service to agr	331.00	-332.5	-110,057.50
Oct 2006 adj full service to agr (Ramona)	241.00	332.5	80,132.50
Nov 2006 adj full service to agr voided	331.00	402.3	133,161.30
Nov 2006 adj full service to agr voided (Ramona)	241.00	-402.3	-96,954.30
Nov 2006 adj full service to agr	331.00	-276.2	-91,422.20
Nov 2006 adj full service to agr (Ramona)	241.00	276.2	66,564.20
Dec 2006 adj full service to agr voided	331.00	311.2	103,007.20
Dec 2006 adj full service to agr voided (Ramona)	241.00	-311.2	-74,999.20
Dec 2006 adj full service to agr	331.00	-355.6	-117,703.60
Dec 2006 adj full service to agr (Ramona)	241.00	355.6	85,699.60
Jan 2007 adj full service to agr voided	331.00	348.5	115,353.50
Jan 2007 adj full service to agr voided (Ramona)	241.00	-348.5	-83,988.50
Jan 2007 adj full service to agr	331.00	-229.4	-75,931.40
Jan 2007 adj full service to agr (Ramona)	241.00	229.4	55,285.40
Feb 2007 adj full service to agr voided	331.00	166.4	55,078.40
Feb 2007 adj full service to agr voided (Ramona)	241.00	-166.4	-40,102.40
Feb 2007 adj full service to agr	331.00	-55.2	-18,271.20
Feb 2007 adj full service to agr (Ramona)	241.00	55.2	13,303.20
Mar 2007 adj full service to agr voided	331.00	188.9	62,525.90
Mar 2007 adj full service to agr voided (Ramona)	241.00	-188.9	-45,524.90
Mar 2007 adj full service to agr	331.00	-284.7	-94,235.70
Mar 2007 adj full service to agr (Ramona)	241.00	284.7	68,612.70
Apr 2007 adj full service to agr voided	331.00	314.7	104,165.70
Apr 2007 adj full service to agr voided (Ramona)	241.00	-314.7	-75,842.70
Apr 2007 adj full service to agr	331.00	-403.5	-133,558.50
Apr 2007 adj full service to agr (Ramona)	241.00	403.5	97,243.50
May 2007 adj full service to agr voided	331.00	345.6	114,393.60
May 2007 adj full service to agr voided (Ramona)	241.00	-345.6	-83,289.60
May 2007 adj full service to agr	331.00	-454.2	-150,340.20
May 2007 adj full service to agr (Ramona)	241.00	454.2	109,462.20
Jun 2007 adj full service to agr voided	331.00	0.1	33.10
Jun 2007 adj full service to agr voided (Ramona)	241.00	-0.1	-24.10
Jun 2007 adj full service to agr	331.00	-0.1	-33.10
Jun 2007 adj full service to agr (Ramona)	241.00	0.1	24.10
Sep 2008 adj full service to agr	351.00	-28.3	-9,933.30
Sep 2008 adj full service to agr (Poway)	261.00	28.3	7,386.30
Oct 2008 adj full service to agr	351.00	-313.0	-109,863.00
Oct 2008 adj full service to agr (Escondido)	261.00	313.0	81,693.00
Oct 2008 adj full service to agr	351.00	-167.6	-58,827.60
Oct 2008 adj full service to agr (Oceanside)	261.00	167.6	43,743.60
Oct 2008 adj full service to agr	351.00	-55.2	-19,375.20
Oct 2008 adj full service to agr (Olivenhain)	261.00	55.2	14,407.20
Oct 2008 adj full service to agr	351.00	-50.7	-17,795.70
Oct 2008 adj full service to agr (City of San Diego)	261.00	50.7	13,232.70
Oct 2008 adj full service to agr	351.00	-22.4	-7,862.40
Oct 2008 adj full service to agr (Santa Fe Irrigation)	261.00	22.4	5,846.40
Oct 2008 adj full service to agr	351.00	-72.6	-25,482.60
Oct 2008 adj full service to agr (Ramona)	261.00	72.6	18,948.60
Nov 2008 adj exch iid to sdcwa	351.00	-5,958.3	-2,091,363.30
Nov 2008 adj exch iid to sdcwa (San Diego CWA)	278.00		1,656,407.40

Adjustment Subtotal -5,958.3 -504,858.90

SD-11 Total 17,608.5 7,767,087.90

Meter No SD-DS1

Desalted	Constant	Previous Reading	Current Reading	Volume (Cu. Ft.)	Rate Desc
Desalted		N/A	N/A	N/A	Unbundled

--- ADJUSTMENT ---

	Rate Per AF	Volume AF	Amount
Nov 2008 lppds contribution	100.00	136.6	-13,660.00

Agency Name	Invoice No.	Rev.	Bill Period	Page No.	Mailed On	Due On
San Diego County Water Authority	6192	0	November 2008	6 of 8	12-10-08	01-30-09

Adjustment Subtotal	136.6	-13,660.00
SD-DS1 Total	136.6	-13,660.00

Meter No SD-GRP1

Recovered	Constant	Previous Reading	Current Reading	Volume (Cu. Ft.)	Rate Desc.
Recovered Greenbelt		N/A	N/A	N/A	Unbundled

--- ADJUSTMENT ---			Rate Per AF	Volume AF	Amount
NOV 2008 GRP			530.00	298.0	157,940.00
NOV 2008 GRP			780.00		-232,440.00
Adjustment Subtotal				298.0	-74,500.00
SD-GRP1 Total				298.0	-74,500.00

Meter No SD-RCL1

Reclaimed	Constant	Previous Reading	Current Reading	Volume (Cu. Ft.)	Rate Desc.
Reclaimed		N/A	N/A	N/A	Unbundled

--- ADJUSTMENT ---			Rate Per AF	Volume AF	Amount
Oct 2008 lrp contribution			250.00	54.2	-13,550.00
Nov 2008 lrp contribution			250.00	32.2	-8,050.00
Adjustment Subtotal				86.4	-21,600.00
SD-RCL1 Total				86.4	-21,600.00

Meter No SD-RCL10

Reclaimed	Constant	Previous Reading	Current Reading	Volume (Cu. Ft.)	Rate Desc.
Reclaimed		N/A	N/A	N/A	Unbundled

--- ADJUSTMENT ---			Rate Per AF	Volume AF	Amount
Sep 2008 lrp contribution			250.00	542.4	-135,600.00
Oct 2008 lrp contribution			250.00	753.0	-188,250.00
Adjustment Subtotal				1,295.4	-323,850.00
SD-RCL10 Total				1,295.4	-323,850.00

Meter No SD-RCL11

Reclaimed	Constant	Previous Reading	Current Reading	Volume (Cu. Ft.)	Rate Desc.
Reclaimed		N/A	N/A	N/A	Unbundled

--- ADJUSTMENT ---			Rate Per AF	Volume AF	Amount
Nov 2008 contribution			250.00	17.3	-4,325.00
Adjustment Subtotal				17.3	-4,325.00
SD-RCL11 Total				17.3	-4,325.00

Meter No SD-RCL12

Reclaimed	Constant	Previous Reading	Current Reading	Volume (Cu. Ft.)	Rate Desc.
Reclaimed		N/A	N/A	N/A	Unbundled

--- ADJUSTMENT ---			Rate Per AF	Volume AF	Amount
Oct 2008 lrp contribution			250.00	108.3	-27,075.00

Agency Name	Invoice No.	Rev.	Bill Period	Page No.	Mailed On	Due On
San Diego County Water Authority	6192	0	November 2008	7 of 8	12-10-08	01-30-09

Adjustment Subtotal	108.3	-27,075.00
SD-RCL12 Total	108.3	-27,075.00

Meter No SD-RCL13

Reclaimed	Constant	Previous Reading	Current Reading	Volume (Cu. Ft.)	Rate Desc.
Reclaimed		N/A	N/A	N/A	Unbundled

--- ADJUSTMENT ---			Rate Per AF	Volume AF	Amount
Nov 2008 contribution			250.00	72.2	-18,050.00
Adjustment Subtotal				72.2	-18,050.00
SD-RCL13 Total				72.2	-18,050.00

Meter No SD-RCL15

Reclaimed	Constant	Previous Reading	Current Reading	Volume (Cu. Ft.)	Rate Desc.
Reclaimed		N/A	N/A	N/A	Unbundled

--- ADJUSTMENT ---			Rate Per AF	Volume AF	Amount
Oct 2008 contribution			150.00	70.7	-10,605.00
Adjustment Subtotal				70.7	-10,605.00
SD-RCL15 Total				70.7	-10,605.00

Meter No SD-RCL6

Reclaimed	Constant	Previous Reading	Current Reading	Volume (Cu. Ft.)	Rate Desc.
Reclaimed		N/A	N/A	N/A	Unbundled

--- ADJUSTMENT ---			Rate Per AF	Volume AF	Amount
Oct 2008 lrp contribution			185.00	511.9	-94,701.50
Adjustment Subtotal				511.9	-94,701.50
SD-RCL6 Total				511.9	-94,701.50

Meter No SD-RCL8

Reclaimed	Constant	Previous Reading	Current Reading	Volume (Cu. Ft.)	Rate Desc.
Reclaimed		N/A	N/A	N/A	Unbundled

--- ADJUSTMENT ---			Rate Per AF	Volume AF	Amount
Oct 2008 lrp contribution			200.00	452.5	-90,500.00
Adjustment Subtotal				452.5	-90,500.00
SD-RCL8 Total				452.5	-90,500.00

Meter No SD-RCL9

Reclaimed	Constant	Previous Reading	Current Reading	Volume (Cu. Ft.)	Rate Desc.
Reclaimed		N/A	N/A	N/A	Unbundled

--- ADJUSTMENT ---			Rate Per AF	Volume AF	Amount
OCT 2008 LPPRE			113.00	26.8	3,028.40
OCT 2008 LPPRE			267.00		-7,155.60
Adjustment Subtotal				26.8	-4,127.20
SD-RCL9 Total				26.8	-4,127.20

Agency Name	Invoice No.	Rev.	Bill Period	Page No.	Mailed On	Due On
San Diego County Water Authority	6192	0	November 2008	8 of 8	12-10-08	01-30-09

Meter No. SDTJ-01A

Treated Domestic	Constant	Previous Reading	Current Reading	Volume (Cu. Ft.)	Rate Desc.
San Diego-Tijuana	133.68	1623542	1623542	0	Unbundled

--- DELIVERIES ---

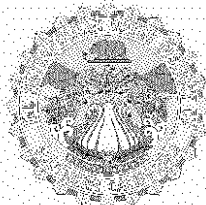
	Rate Per AF	Volume AF	Amount
Delivery Subtotal		0.0	0.00
SDTJ-01A Total		0.0	0.00

--- OTHER CHARGES AND CREDITS ---

	Amount
Conservation Ag # 66654	-250,000.00
Conservation Ag # 78189	-50,295.90
Tier 2. Surcharge adjustment for prior calendar year 2007	-23,644.80
Reverse 10/08 Variable Power - Treated 632.5 AF @ est.\$90/AF Tijuana Dlvry	-56,925.00
Trued up 10/08 Variable Power - Treated 632.5 AF @ \$90.21/AF Tijuana Dlvry	57,057.83
Reverse 10/08 Variable Power - Treated (Loss) 49.2 AF @ est.\$90/AF Tijuana Dlvry	-4,428.00
Trued up 10/08 Variable Power - Treated (Loss) 49.2 AF @ \$90.21/AF Tijuana Dlvry	4,438.33

VOLUME TOTAL	INVOICE TOTAL
41,676.6	\$15,001,275.36

This invoice was printed on: 12/9/2008 at 10:39:57AM



MWD
METROPOLITAN WATER DISTRICT OF SOUTHERN CALIFORNIA
 700 North Alameda Street
 Los Angeles, CA, 90012-2944

INVOICE**Billed To:**

San Diego County Water Authority

**Service Address**

4677 Overland Avenue
 San Diego, CA 92123-1233

December 2008	Page No. 1 of 2
Mailed: 01/09/2009	Due Date: 02/27/2009
Invoice Number: 6220	Revision: 0

NOTICE

The MWD Administrative Code Section 4507 and 4508 require that payment must be made in "Good Funds" by the due date or the payment will be considered delinquent and an additional charge shall be assessed.

DELIVERIES

	Volume (AF)
Total Water Treated Delivered	6,763.5
Total Water Untreated Delivered	26,447.2

SALES

	Type	Volume (AF)	Rate (\$ /AF)	Total (\$)
Full Service	Tier 1 Supply Rate	12,235.2	\$73.00	\$893,169.60
	System Access Rate	12,235.2	\$143.00	\$1,749,633.60
	Water Stewardship Rate	12,235.2	\$25.00	\$305,880.00
	System Power Rate	12,235.2	\$110.00	\$1,345,872.00
	Treatment Surcharge	1,545.5	\$157.00	\$242,643.50
IAWP	Treated	4,603.5		\$1,813,779.00
	Untreated	717.0		\$187,137.00
SUBTOTAL				\$6,538,114.70

MISCELLANEOUS SALES

	Volume (AF)	Total (\$)
Surface Storage Operating Agreement - UT, Scheduled	138.0	\$38,778.00
		\$38,778.00

WATER MANAGEMENT

	Volume (AF)	Total (\$)
Local Resource Programs	2,021.1	(\$417,905.60)
SUBTOTAL		(\$417,905.60)

EXCHANGES, WHEELING, AND OTHER DELIVERIES

	Volume (AF)	Total (\$)
Tijuana Emergency Deliveries and Losses	702.0	\$228,150.00
IID San Diego Exchange UnTreated	15,040.5	\$4,181,259.00
		\$4,409,409.00

OTHER CHARGES AND CREDITS

	Rate (\$ /AF)	Total (\$)
Conservation Credit		(\$7,728.50)
Miscellaneous Debit/Credit (See Detail)		\$104,598.00
SUBTOTAL		\$96,869.50

ADDITIONAL INFORMATION

	Volume (AF)	Tier1 %	Peak Day	Flow (CFS)
Purchase Order Commitment (Jan 2003 to Dec 2012)	3,342,570.6			
Purchase Order Firm Delivery To Date (Jan 2003 to Dec 2012)	2,942,049.6			
Tier 1 Annual Limit (For Current Calendar Year)	501,385.6			
Tier 1 YTD Deliveries (For Current Calendar Year)	451,840.4	90.0		
Tier 1 Current Month Deliveries By Billing Period	12,373.2			
Capacity Charge			5/4/2004	1,296.0
Annual Peak Flow			9/30/2008	10.9
Summer Peak Flow			9/30/2008	10.9

MWD2010-00275190

Agency Name	Invoice No.	Rev.	Bill Period	Page No.	Mailed On	Due On
San Diego County Water Authority	6220	0	December 2008	2 of 2	01-09-09	02-27-09

INVOICE TOTAL

Volume AF
20,416.8

Amount Now Due
\$10,665,265.60

Note: Amount Due is based on highlighted fields.



MWD
 METROPOLITAN WATER DISTRICT OF SOUTHERN CALIFORNIA
 700 North Alameda Street
 Los Angeles, CA, 90012-2944

INVOICE DETAIL

NOTICE

The MWD Administrative Code Section 4507 and 4508 require that payment must be made in "Good Funds" by the due date or the payment will be considered delinquent and an additional charge shall be assessed.

IN ACCORDANCE WITH READINGS AND BILLING DATA LISTED BELOW

Agency Name	Invoice No.	Rev.	Bill Period	Page No.	Mailed On	Due On
San Diego County Water Authority	6220	0	December 2008	1 of 6	01-09-09	02-27-09

Meter No CM-10

Treated	Constant	Previous Reading	Current Reading	Volume (Cu. Ft.)	Rate Desc.
Treated Domestic		0	0	0	Unbundled

--- ADJUSTMENT ---

	Rate Per AF	Volume AF	Amount
Dec 2008 - oc to sd transfer	508.00	63.1	32,054.80
Adjustment Subtotal		63.1	32,054.80
CM-10 Total		63.1	32,054.80

Meter No SD-01A

Treated Domestic	Constant	Previous Reading	Current Reading	Volume (Cu. Ft.)	Rate Desc.
Rainbow Cyn. Rd. e/o Frontage Rd.	1,000	23512660	23565968	53308000	Unbundled

--- DELIVERIES ---

	Rate Per AF	Volume AF	Amount
Tier 1 Supply Rate	73.00	1,223.8	89,337.40
System Access Rate	143.00	1,223.8	175,003.40
Water Stewardship Rate	25.00	1,223.8	30,595.00
System Power Rate	110.00	1,223.8	134,618.00
Treatment Surcharge	157.00	1,223.8	192,136.60
Dec 2008, meter under 10% flow Tier 1 supply rate	73.00	0.7	51.10
Dec 2008, meter under 10% flow System access rate	143.00	0.7	100.10
Dec 2008, meter under 10% flow Water stewardship rate	25.00	0.7	17.50
Dec 2008, meter under 10% flow System power rate	110.00	0.7	77.00
Dec 2008, meter under 10% flow Treatment surcharge	157.00	0.7	109.90
Delivery Subtotal		1,224.5	622,046.00
SD-01A Total		1,224.5	622,046.00

Meter No SD-01B

Treated Domestic	Constant	Previous Reading	Current Reading	Volume (Cu. Ft.)	Rate Desc.
Rainbow Cyn. Rd. e/o Frontage Rd.	1,000	23150654	23180752	30098000	Unbundled

--- DELIVERIES ---

	Rate Per AF	Volume AF	Amount
Tier 1 Supply Rate	73.00	691.0	50,443.00
System Access Rate	143.00	691.0	98,813.00
Water Stewardship Rate	25.00	691.0	17,275.00
System Power Rate	110.00	691.0	76,010.00
Treatment Surcharge	157.00	691.0	108,487.00
Dec 2008, meter under 10% flow Tier 1 supply rate	73.00	0.9	65.70
Dec 2008, meter under 10% flow System access rate	143.00	0.9	128.70
Dec 2008, meter under 10% flow Water stewardship rate	25.00	0.9	22.50
Dec 2008, meter under 10% flow System power rate	110.00	0.9	99.00
Dec 2008, meter under 10% flow Treatment surcharge	157.00	0.9	141.30

Agency Name	Invoice No.	Rev.	Bill Period	Page No.	Mailed On	Due On
San Diego County Water Authority	6220	0	December 2008	2 of 6	01-09-09	02-27-09

Delivery Subtotal	691.9	351,485.20
SD-01B Total	691.9	351,485.20

Meter No SD-02

Treated Domestic	Constant	Previous Reading	Current Reading	Volume (Cu. Ft.)	Rate Desc.
w/o Rainbow Glen Rd.	100	22776760	22807664	3090400	Unbundled

--- DELIVERIES ---

	Rate Per AF	Volume AF	Amount
Tier 1 Supply Rate	73.00	70.9	5,175.70
System Access Rate	143.00	70.9	10,138.70
Water Stewardship Rate	25.00	70.9	1,772.50
System Power Rate	110.00	70.9	7,799.00
Treatment Surcharge	157.00	70.9	11,131.30
Delivery Subtotal		70.9	36,017.20
SD-02 Total		70.9	36,017.20

Meter No SD-03

Untreated Domestic	Constant	Previous Reading	Current Reading	Volume (Cu. Ft.)	Rate Desc.
Rainbow Cyn. Rd. e/o Frontage Rd.	1,000	72490200	72794928	304728000	Unbundled

--- DELIVERIES ---

	Rate Per AF	Volume AF	Amount
Tier 1 Supply Rate	73.00	6,995.6	510,678.80
System Access Rate	143.00	6,995.6	1,000,370.80
Water Stewardship Rate	25.00	6,995.6	174,890.00
System Power Rate	110.00	6,995.6	769,516.00
Delivery Subtotal		6,995.6	2,455,455.60
SD-03 Total		6,995.6	2,455,455.60

Meter No SD-05

Treated Domestic	Constant	Previous Reading	Current Reading	Volume (Cu. Ft.)	Rate Desc.
s/o Reche Rd. w/o Wilt Rd.	100	7882169	7903256	2108700	Unbundled

--- DELIVERIES ---

	Rate Per AF	Volume AF	Amount
Tier 1 Supply Rate	73.00	48.4	3,533.20
System Access Rate	143.00	48.4	6,921.20
Water Stewardship Rate	25.00	48.4	1,210.00
System Power Rate	110.00	48.4	5,324.00
Treatment Surcharge	157.00	48.4	7,598.80
Delivery Subtotal		48.4	24,587.20
SD-05 Total		48.4	24,587.20

Meter No SD-07

Treated Domestic	Constant	Previous Reading	Current Reading	Volume (Cu. Ft.)	Rate Desc.
e/o Wilt Rd. n/o Dos Ninos Ave.	1,000	109917112	110097904	180792000	Unbundled

--- DELIVERIES ---

	Rate Per AF	Volume AF	Amount
Tier 1 Supply Rate	73.00	4,150.4	302,979.20
System Access Rate	143.00	4,150.4	593,507.20
Water Stewardship Rate	25.00	4,150.4	103,760.00
System Power Rate	110.00	4,150.4	456,544.00
Treatment Surcharge	157.00	4,150.4	651,612.80
Delivery Subtotal		4,150.4	2,108,403.20

--- ADJUSTMENT ---

Rate Per AF	Volume AF	Amount
-------------	-----------	--------

Agency Name	Invoice No.	Rev.	Bill Period	Page No.	Mailed On	Due On
San Diego County Water Authority	6220	0	December 2008	3 of 6	01-09-09	02-27-09

--- ADJUSTMENT ---

	Rate Per AF	Volume AF	Amount
Oct 2008 adj full service to agr	508.00	-24.8	-12,598.40
Oct 2008 adj full service to agr (Vista)	394.00	24.8	9,771.20
Nov 2008 adj full service to agr	508.00	-39.7	-20,167.60
Nov 2008 adj full service to agr (Carlsbad Municipal)	394.00	39.7	15,641.80
Nov 2008 adj full service to agr	508.00	-628.2	-319,125.60
Nov 2008 adj full service to agr (Fallbrook)	394.00	628.2	247,510.80
Nov 2008 adj full service to agr	508.00	-27.7	-14,071.60
Nov 2008 adj full service to agr (Oceanside)	394.00	27.7	10,913.80
Nov 2008 adj full service to agr	508.00	-16.4	-8,331.20
Nov 2008 adj full service to agr (Olivenhain)	394.00	16.4	6,461.60
Nov 2008 adj full service to agr	508.00	-5.2	-2,641.60
Nov 2008 adj full service to agr (Otay)	394.00	5.2	2,048.80
Nov 2008 adj full service to agr	508.00	-72.6	-36,880.80
Nov 2008 adj full service to agr (Padre Dam)	394.00	72.6	28,604.40
Nov 2008 adj full service to agr	508.00	-1,266.6	-643,432.80
Nov 2008 adj full service to agr (Rainbow)	394.00	1,266.6	499,040.40
Nov 2008 adj full service to agr	508.00	-137.9	-70,053.20
Nov 2008 adj full service to agr (Ramona)	394.00	137.9	54,332.60
Nov 2008 adj full service to agr	508.00	-154.5	-78,486.00
Nov 2008 adj full service to agr (Vallecitos)	394.00	154.5	60,873.00
Nov 2008 adj full service to agr	508.00	-1,993.7	-1,012,799.60
Nov 2008 adj full service to agr (Valley Center)	394.00	1,993.7	785,517.80
Nov 2008 adj full service to agr	508.00	-228.2	-115,925.60
Nov 2008 adj full service to agr (Yuima)	394.00	228.2	89,910.80
Nov 2008 adj full service to agr	508.00	-8.0	-4,064.00
Nov 2008 adj full service to agr (City of San Diego)	394.00	8.0	3,152.00
Dec 2008 adj from full service to tijuana delivery	508.00	-677.6	-344,220.80
Adjustment Subtotal		-677.6	-869,019.80
SD-07 Total		3,472.8	1,239,383.40

Meter No SD-08

Treated Domestic	Constant	Previous Reading	Current Reading	Volume (Cu. Ft.)	Rate Desc.
n/o Red Mtn. n/o Mission Rd.	100	33082066	33333578	25151200	Unbundled

--- DELIVERIES ---

	Rate Per AF	Volume AF	Amount
Tier 1 Supply Rate	73.00	577.4	42,150.20
System Access Rate	143.00	577.4	82,568.20
Water Stewardship Rate	25.00	577.4	14,435.00
System Power Rate	110.00	577.4	63,514.00
Treatment Surcharge	157.00	577.4	90,651.80
Delivery Subtotal		577.4	293,319.20
SD-08 Total		577.4	293,319.20

Meter No SD-09

Treated Domestic	Constant	Previous Reading	Current Reading	Volume (Cu. Ft.)	Rate Desc.
w/o Rainbow Glen. Rd. n/o Red Mtn.	100	7004164	7004164	0	Unbundled

--- DELIVERIES ---

	Rate Per AF	Volume AF	Amount
SD-09 Total		0.0	0.00

Meter No SD-11

Untreated Domestic	Constant	Previous Reading	Current Reading	Volume (Cu. Ft.)	Rate Desc.
e/o Wilt Rd. n/o Dos Ninos Ave.	10,000	13932515	14017246	847310000	Unbundled

--- DELIVERIES ---

	Rate Per AF	Volume AF	Amount
Tier 1 Supply Rate	73.00	19,451.6	1,419,966.80
System Access Rate	143.00	19,451.6	2,781,578.80
Water Stewardship Rate	25.00	19,451.6	486,290.00

Agency Name	Invoice No.	Rev	Bill Period	Page No.	Mailed On	Due On
San Diego County Water Authority	6220	0	December 2008	4 of 6	01-09-09	02-27-09

--- DELIVERIES ---

	Rate Per AF	Volume AF	Amount
System Power Rate	110.00	19,451.6	2,139,676.00
Delivery Subtotal		19,451.6	6,827,511.60

--- ADJUSTMENT ---

	Rate Per AF	Volume AF	Amount
AUG 2008 ADJ Surface Storage TO Scheduled SOLD VOIDED (San Diego CWA)	281.00	-5,615.2	-1,577,871.20
AUG 2008 ADJ Surface Storage TO Scheduled SOLD VOIDED (San Diego CWA)	281.00	-448.8	-126,112.80
AUG 2008 ADJ Surface Storage TO Scheduled SOLD (San Diego CWA)	281.00	5,592.0	1,571,352.00
SEP 2008 ADJ Surface Storage TO Scheduled SOLD VOIDED (San Diego CWA)	281.00	-6,055.2	-1,701,511.20
SEP 2008 ADJ Surface Storage TO Scheduled SOLD (San Diego CWA)	281.00	23.2	6,519.20
SEP 2008 ADJ Surface Storage TO Scheduled SOLD (San Diego CWA)	281.00	5,644.0	1,585,964.00
OCT 2008 ADJ Surface Storage TO Scheduled SOLD VOIDED (San Diego CWA)	281.00	-2,417.1	-679,205.10
OCT 2008 ADJ Surface Storage TO Scheduled SOLD VOIDED (San Diego CWA)	281.00	-3,352.6	-942,080.60
OCT 2008 ADJ Surface Storage TO Scheduled SOLD (San Diego CWA)	281.00	3,277.1	920,865.10
OCT 2008 ADJ Surface Storage TO Scheduled SOLD (San Diego CWA)	281.00	3,490.6	980,858.60
Oct 2008 adj full service to agr	351.00	-3.5	-1,228.50
Oct 2008 adj full service to agr (Poway)	261.00	3.5	913.50
Oct 2008 adj full service to agr	351.00	-20.3	-7,125.30
Oct 2008 adj full service to agr (Vista)	261.00	20.3	5,298.30
Nov 2008 adj full service to agr	351.00	-401.7	-140,996.70
Nov 2008 adj full service to agr (Escondido)	261.00	401.7	104,843.70
Nov 2008 adj full service to agr	351.00	-128.3	-45,033.30
Nov 2008 adj full service to agr (Oceanside)	261.00	128.3	33,486.30
Nov 2008 adj full service to agr	351.00	-46.9	-16,461.90
Nov 2008 adj full service to agr (Olivenhain)	261.00	46.9	12,240.90
Nov 2008 adj full service to agr	351.00	-63.0	-22,113.00
Nov 2008 adj full service to agr (Ramona)	261.00	63.0	16,443.00
Nov 2008 adj full service to agr	351.00	-14.7	-5,159.70
Nov 2008 adj full service to agr (Santa Fe Irrigation)	261.00	14.7	3,836.70
Nov 2008 adj full service to agr	351.00	-38.6	-13,548.60
Nov 2008 adj full service to agr (City of San Diego)	261.00	38.6	10,074.60
Dec 2008 adj exch iid to sdcwa	351.00	-15,040.5	-5,279,215.50
Dec 2008 adj exch iid to sdcwa (San Diego CWA)	278.00		4,181,259.00
Adjustment Subtotal		-14,902.5	-1,123,708.50
SD-11 Total		4,549.1	5,703,803.10

Meter No SD-DS1

Desalted	Constant	Previous Reading	Current Reading	Volume (Cu. Ft.)	Rate Desc.
Desalted		N/A	N/A	N/A	Unbundled

--- ADJUSTMENT ---

	Rate Per AF	Volume AF	Amount
Dec 2008 lppds contribution	100.00	142.0	-14,200.00
Adjustment Subtotal		142.0	-14,200.00
SD-DS1 Total		142.0	-14,200.00

Meter No SD-GRP1

Recovered	Constant	Previous Reading	Current Reading	Volume (Cu. Ft.)	Rate Desc.
Recovered Greenbelt		N/A	N/A	N/A	Unbundled

--- ADJUSTMENT ---

	Rate Per AF	Volume AF	Amount
DEC 2008 GRP	530.00	300.2	159,106.00
DEC 2008 GRP	780.00		-234,156.00
Adjustment Subtotal		300.2	-75,050.00
SD-GRP1 Total		300.2	-75,050.00

Agency Name	Invoice No.	Rev.	Bill Period	Page No.	Mailed On	Due On
San Diego County Water Authority	6220	0	December 2008	5 of 6	01-09-09	02-27-09

Meter No SD-RCL1

Reclaimed	Constant	Previous Reading	Current Reading	Volume (Cu. Ft.)	Rate Desc.
Reclaimed		N/A	N/A	N/A	Unbundled

--- ADJUSTMENT ---

	Rate Per AF	Volume AF	Amount
Dec 2008 lrp contribution	250.00	11.8	-2,950.00
Adjustment Subtotal		11.8	-2,950.00
SD-RCL1 Total		11.8	-2,950.00

Meter No SD-RCL10

Reclaimed	Constant	Previous Reading	Current Reading	Volume (Cu. Ft.)	Rate Desc.
Reclaimed		N/A	N/A	N/A	Unbundled

--- ADJUSTMENT ---

	Rate Per AF	Volume AF	Amount
Nov 2008 lrp contribution	250.00	564.7	-141,175.00
Adjustment Subtotal		564.7	-141,175.00
SD-RCL10 Total		564.7	-141,175.00

Meter No SD-RCL11

Reclaimed	Constant	Previous Reading	Current Reading	Volume (Cu. Ft.)	Rate Desc.
Reclaimed		N/A	N/A	N/A	Unbundled

--- ADJUSTMENT ---

	Rate Per AF	Volume AF	Amount
Dec 2008 contribution	250.00	3.6	-900.00
Adjustment Subtotal		3.6	-900.00
SD-RCL11 Total		3.6	-900.00

Meter No SD-RCL13

Reclaimed	Constant	Previous Reading	Current Reading	Volume (Cu. Ft.)	Rate Desc.
Reclaimed		N/A	N/A	N/A	Unbundled

--- ADJUSTMENT ---

	Rate Per AF	Volume AF	Amount
Dec 2008 contribution	250.00	26.2	-6,550.00
Adjustment Subtotal		26.2	-6,550.00
SD-RCL13 Total		26.2	-6,550.00

Meter No SD-RCL15

Reclaimed	Constant	Previous Reading	Current Reading	Volume (Cu. Ft.)	Rate Desc.
Reclaimed		N/A	N/A	N/A	Unbundled

--- ADJUSTMENT ---

	Rate Per AF	Volume AF	Amount
Nov 2008 contribution	150.00	203.8	-30,570.00
Adjustment Subtotal		203.8	-30,570.00
SD-RCL15 Total		203.8	-30,570.00

Meter No SD-RCL6

Reclaimed	Constant	Previous Reading	Current Reading	Volume (Cu. Ft.)	Rate Desc.
Reclaimed		N/A	N/A	N/A	Unbundled

Agency Name	Invoice No.	Rev	Bill Period	Page No.	Mailed On	Due On
San Diego County Water Authority	6220	0	December 2008	6 of 6	01-09-09	02-27-09

--- ADJUSTMENT ---

	Rate Per AF	Volume AF	Amount
Nov 2008 lrp contribution	185.00	433.0	-80,105.00
Adjustment Subtotal		433.0	-80,105.00
SD-RCL6 Total		433.0	-80,105.00

Meter No: SD-RCL8

Reclaimed	Constant	Previous Reading	Current Reading	Volume (Cu. Ft.)	Rate Desc.
Reclaimed		N/A	N/A	N/A	Unbundled

--- ADJUSTMENT ---

	Rate Per AF	Volume AF	Amount
Nov 2008 lrp contribution	200.00	319.4	-63,880.00
Adjustment Subtotal		319.4	-63,880.00
SD-RCL8 Total		319.4	-63,880.00

Meter No: SD-RCL9

Reclaimed	Constant	Previous Reading	Current Reading	Volume (Cu. Ft.)	Rate Desc.
		N/A	N/A	N/A	Unbundled

--- ADJUSTMENT ---

	Rate Per AF	Volume AF	Amount
NOV 2008 LPPRE	113.00	16.4	1,853.20
NOV 2008 LPPRE	267.00		-4,378.80
Adjustment Subtotal		16.4	-2,525.60
SD-RCL9 Total		16.4	-2,525.60

Meter No: SDTJ-01A

Treated Domestic	Constant	Previous Reading	Current Reading	Volume (Cu. Ft.)	Rate Desc.
San Diego-Tijuana	133.68	1623542	1835797	28376159	Unbundled

--- DELIVERIES ---

	Rate Per AF	Volume AF	Amount
System Access Rate	143.00	651.4	93,150.20
Water Stewardship Rate	25.00	651.4	16,285.00
Treatment Surcharge	157.00	651.4	102,269.80
Delivery Subtotal		651.4	211,705.00

--- ADJUSTMENT ---

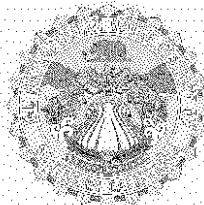
	Rate Per AF	Volume AF	Amount
OTAY Loss for Tijuana Delivery (Otay)	325.00	19.5	6,337.50
SD Loss for Tijuana Delivery (San Diego CWA)	325.00	6.7	2,177.50
MWD Loss for Tijuana Delivery	325.00	24.4	7,930.00
Adjustment Subtotal		50.6	16,445.00
SDTJ-01A Total		702.0	228,150.00

--- OTHER CHARGES AND CREDITS ---

	Amount
Conservation Ag # 66654	5,790.00
Conservation Ag # 78189	-13,518.50
Variable Power-Treated 651.4AF @ Est.\$149/AF 12/08 Tijuana Delivery	97,058.60
Variable Power-Treated (Loss) 50.6AF @ Est.\$149/AF 12/08 Tijuana Delivery	-7,539.40

VOLUME TOTAL	INVOICE TOTAL
20,416.8	\$10,665,265.60

This invoice was printed on 1/8/2009 at 3:33:57PM

**MWD**

METROPOLITAN WATER DISTRICT OF SOUTHERN CALIFORNIA

700 North Alameda Street

Los Angeles, CA, 90012-2944

INVOICE**Billed To:**

San Diego County Water Authority

**Service Address**4677 Overland Avenue
San Diego, CA 92123-1233

January 2009	Page No. 1 of 2
Mailed: 02/10/2009	Due Date: 03/30/2009
Invoice Number: 6248	Revision: 0

NOTICE

The MWD Administrative Code Section 4507 and 4508 require that payment must be made in "Good Funds" by the due date or the payment will be considered delinquent and an additional charge shall be assessed.

DELIVERIES

	Volume (AF)
Total Water Treated Delivered	10,438.7
Total Water Untreated Delivered	23,976.5

SALES

	Type	Volume (AF)	Rate (\$ /AF)	Total (\$)
Full Service	Tier 1 Supply Rate	27,028.8	\$109.00	\$2,946,139.20
	System Access Rate	27,028.8	\$143.00	\$3,865,118.40
	Water Stewardship Rate	27,028.8	\$25.00	\$675,720.00
	System Power Rate	27,028.8	\$110.00	\$2,973,168.00
	Water Supply Surcharge	27,028.8	\$25.00	\$675,720.00
	Treatment Surcharge	10,052.3	\$167.00	\$1,678,734.10
Adjust Full Service Prior Rates				
Certification(s) for 200801 to 200812 for Domestic	Treated	-1,530.0	\$508.00	(\$777,240.00)
	Untreated	-379.6	\$351.00	(\$133,239.60)
IAWP	Treated	1,530.0		\$602,820.00
	Untreated	379.6		\$99,075.60
SUBTOTAL				\$12,606,015.70

WATER MANAGEMENT

	Volume (AF)	Total (\$)
Local Resource Programs	876.6	(\$176,900.00)
SUBTOTAL		(\$176,900.00)

EXCHANGES, WHEELING, AND OTHER DELIVERIES

	Volume (AF)	Total (\$)
Tijuana Emergency Deliveries and Losses	471.8	\$158,053.00
IID San Diego Exchange UnTreated	7,000.0	\$1,946,000.00
		\$2,104,053.00

OTHER CHARGES AND CREDITS

	Rate (\$ /AF)	
Conservation Credit	\$59,700.00	
Miscellaneous Debit/Credit (See Detail)	\$6,693.92	
SUBTOTAL		\$66,393.92

ADDITIONAL INFORMATION

	Volume (AF)	Tier1 %	Peak Day	Flow (CFS)
Purchase Order Commitment (Jan 2003 to Dec 2012)	3,342,570.6			
Purchase Order Firm Delivery To Date (Jan 2003 to Dec 2012)	2,967,152.4			
Tier 1 Annual Limit (For Current Calendar Year)	501,385.6			
Tier 1 YTD Deliveries (For Current Calendar Year)	27,028.8	5.0		
Tier 1 Current Month Deliveries By Billing Period	27,028.8			
Capacity Charge			8/21/2007	1,296.0
Annual Peak Flow			1/31/2009	7.1

MWD2010-00275198

Agency Name	Invoice No.	Rev.	Bill Period	Page No.	Mailed On	Due On
San Diego County Water Authority	6248	0	January 2009	2 of 2	02-10-09	03-30-09

INVOICE TOTAL


Volume AF

28,377.2

Amount Now Due

\$14,599,562.62

Note: Amount Due is based on highlighted fields.



MWD
 METROPOLITAN WATER DISTRICT OF SOUTHERN CALIFORNIA
 700 North Alameda Street
 Los Angeles, CA, 90012-2944

INVOICE DETAIL

NOTICE

The MWD Administrative Code Section 4507 and 4508 require that payment must be made in "Good Funds" by the due date or the payment will be considered delinquent and an additional charge shall be assessed.

IN ACCORDANCE WITH READINGS AND BILLING DATA LISTED BELOW

Agency Name	Invoice No.	Rev.	Bill Period	Page No.	Mailed On	Due On
San Diego County Water Authority	6248	0	January 2009	1 of 7	02-10-09	03-30-09

Meter No CM-10

Treated	Constant	Previous Reading	Current Reading	Volume (Cu. Ft.)	Rate Desc.
Treated Domestic		0	0	0	Unbundled

--- ADJUSTMENT ---

	Rate Per AF	Volume AF	Amount
Jan 2009 - oc to sd transfer	579.00	69.0	39,951.00
Adjustment Subtotal		69.0	39,951.00
CM-10 Total		69.0	39,951.00

Meter No SD-01A

Treated Domestic	Constant	Previous Reading	Current Reading	Volume (Cu. Ft.)	Rate Desc.
Rainbow Cyn. Rd. e/o Frontage Rd.	1,000	23565968	23643084	77116000	Unbundled

--- DELIVERIES ---

	Rate Per AF	Volume AF	Amount
Tier 1 Supply Rate	109.00	1,770.3	192,962.70
System Access Rate	143.00	1,770.3	253,152.90
Water Stewardship Rate	25.00	1,770.3	44,257.50
System Power Rate	110.00	1,770.3	194,733.00
Treatment Surcharge	167.00	1,770.3	295,640.10
Water Supply Surcharge	25.00	1,770.3	44,257.50
Delivery Subtotal		1,770.3	1,025,003.70
SD-01A Total		1,770.3	1,025,003.70

Meter No SD-01B

Treated Domestic	Constant	Previous Reading	Current Reading	Volume (Cu. Ft.)	Rate Desc.
Rainbow Cyn. Rd. e/o Frontage Rd.	1,000	23180752	23246577	65825000	Unbundled

--- DELIVERIES ---

	Rate Per AF	Volume AF	Amount
Tier 1 Supply Rate	109.00	1,511.1	164,709.90
System Access Rate	143.00	1,511.1	216,087.30
Water Stewardship Rate	25.00	1,511.1	37,777.50
System Power Rate	110.00	1,511.1	166,221.00
Treatment Surcharge	167.00	1,511.1	252,353.70
Water Supply Surcharge	25.00	1,511.1	37,777.50
Delivery Subtotal		1,511.1	874,926.90
SD-01B Total		1,511.1	874,926.90

Agency Name	Invoice No.	Rev.	Bill Period	Page No.	Mailed On	Due On
San Diego County Water Authority	6248	0	January 2009	2 of 7	02-10-09	03-30-09

Meter No SD-02

Treated Domestic	Constant	Previous Reading	Current Reading	Volume (Cu. Ft.)	Rate Desc.
w/o Rainbow Glen Rd.	100	22807664	22909355	10169100	Unbundled

--- DELIVERIES ---

	Rate Per AF	Volume AF	Amount
Tier 1 Supply Rate	109.00	233.5	25,451.50
System Access Rate	143.00	233.5	33,390.50
Water Stewardship Rate	25.00	233.5	5,837.50
System Power Rate	110.00	233.5	25,685.00
Treatment Surcharge	167.00	233.5	38,994.50
Water Supply Surcharge	25.00	233.5	5,837.50
Delivery Subtotal		233.5	135,196.50
SD-02 Total		233.5	135,196.50

Meter No SD-03

Untreated Domestic	Constant	Previous Reading	Current Reading	Volume (Cu. Ft.)	Rate Desc.
Rainbow Cyn. Rd. e/o Frontage Rd.	1,000	72794928	73187427	392499000	Unbundled

--- DELIVERIES ---

	Rate Per AF	Volume AF	Amount
Tier 1 Supply Rate	109.00	9,010.5	982,144.50
System Access Rate	143.00	9,010.5	1,288,501.50
Water Stewardship Rate	25.00	9,010.5	225,262.50
System Power Rate	110.00	9,010.5	991,155.00
Water Supply Surcharge	25.00	9,010.5	225,262.50
Delivery Subtotal		9,010.5	3,712,326.00
SD-03 Total		9,010.5	3,712,326.00

Meter No SD-05

Treated Domestic	Constant	Previous Reading	Current Reading	Volume (Cu. Ft.)	Rate Desc.
s/o Reche Rd. w/o Wilt Rd.	100	7903256	7953031	4977500	Unbundled

--- DELIVERIES ---

	Rate Per AF	Volume AF	Amount
Tier 1 Supply Rate	109.00	114.3	12,458.70
System Access Rate	143.00	114.3	16,344.90
Water Stewardship Rate	25.00	114.3	2,857.50
System Power Rate	110.00	114.3	12,573.00
Treatment Surcharge	167.00	114.3	19,088.10
Water Supply Surcharge	25.00	114.3	2,857.50
Delivery Subtotal		114.3	66,179.70
SD-05 Total		114.3	66,179.70

Meter No SD-07

Treated Domestic	Constant	Previous Reading	Current Reading	Volume (Cu. Ft.)	Rate Desc.
e/o Wilt Rd. n/o Dos Ninos Ave.	1,000	110097904	110366728	268824000	Unbundled

--- DELIVERIES ---

	Rate Per AF	Volume AF	Amount
Tier 1 Supply Rate	109.00	6,171.3	672,671.70
System Access Rate	143.00	6,171.3	882,495.90
Water Stewardship Rate	25.00	6,171.3	154,282.50
System Power Rate	110.00	6,171.3	678,843.00
Treatment Surcharge	167.00	6,171.3	1,030,607.10
Water Supply Surcharge	25.00	6,171.3	154,282.50
Delivery Subtotal		6,171.3	3,573,182.70

--- ADJUSTMENT ---

	Rate Per AF	Volume AF	Amount
Nov 2008 adj full service to agr	508.00	-3.9	-1,981.20

Agency Name	Invoice No.	Rev	Bill Period	Page No.	Mailed On	Due On
San Diego County Water Authority	6248	0	January 2009	3 of 7	02-10-09	03-30-09

--- ADJUSTMENT ---

	Rate Per AF	Volume AF	Amount
Nov 2008 adj full service to agr (Lakeside W.D.)	394.00	3.9	1,536.60
Nov 2008 adj full service to agr	508.00	-18.4	-9,347.20
Nov 2008 adj full service to agr (Rincon)	394.00	18.4	7,249.60
Nov 2008 adj full service to agr	508.00	-12.1	-6,146.80
Nov 2008 adj full service to agr (Vista)	394.00	12.1	4,767.40
Dec 2008 adj full service to agr	508.00	-14.8	-7,518.40
Dec 2008 adj full service to agr (Carlsbad Municipal)	394.00	14.8	5,831.20
Dec 2008 adj full service to agr	508.00	-134.8	-68,478.40
Dec 2008 adj full service to agr (Fallbrook)	394.00	134.8	53,111.20
Dec 2008 adj full service to agr	508.00	-0.1	-50.80
Dec 2008 adj full service to agr (Lakeside W.D.)	394.00	0.1	39.40
Dec 2008 adj full service to agr	508.00	-4.6	-2,336.80
Dec 2008 adj full service to agr (Oceanside)	394.00	4.6	1,812.40
Dec 2008 adj full service to agr	508.00	-3.2	-1,625.60
Dec 2008 adj full service to agr (Olivenhain)	394.00	3.2	1,260.80
Dec 2008 adj full service to agr	508.00	-0.5	-254.00
Dec 2008 adj full service to agr (Otay)	394.00	0.5	197.00
Dec 2008 adj full service to agr	508.00	-9.6	-4,876.80
Dec 2008 adj full service to agr (Padre Dam)	394.00	9.6	3,782.40
Dec 2008 adj full service to agr	508.00	-399.4	-202,895.20
Dec 2008 adj full service to agr (Rainbow)	394.00	399.4	157,363.60
Dec 2008 adj full service to agr	508.00	-50.0	-25,400.00
Dec 2008 adj full service to agr (Ramona)	394.00	50.0	19,700.00
Dec 2008 adj full service to agr	508.00	-9.7	-4,927.60
Dec 2008 adj full service to agr (Rincon)	394.00	9.7	3,821.80
Dec 2008 adj full service to agr	508.00	-3.4	-1,727.20
Dec 2008 adj full service to agr (City of San Diego)	394.00	3.4	1,339.60
Dec 2008 adj full service to agr	508.00	-0.1	-50.80
Dec 2008 adj full service to agr (Santa Fe Irrigation)	394.00	0.1	39.40
Dec 2008 adj full service to agr	508.00	-102.4	-52,019.20
Dec 2008 adj full service to agr (Vallecitos)	394.00	102.4	40,345.60
Dec 2008 adj full service to agr	508.00	-715.5	-363,474.00
Dec 2008 adj full service to agr (Valley Center)	394.00	715.5	281,907.00
Dec 2008 adj full service to agr	508.00	-4.7	-2,387.60
Dec 2008 adj full service to agr (Vista)	394.00	4.7	1,851.80
Dec 2008 adj full service to agr	508.00	-42.8	-21,742.40
Dec 2008 adj full service to agr (Yuima)	394.00	42.8	16,863.20
Jan 2009 adj from full service to tijuana delivery	579.00	-455.4	-263,676.60
Adjustment Subtotal		-455.4	-438,096.60
SD-07 Total		5,715.9	3,135,086.10

Meter No SD-08

Treated Domestic	Constant	Previous Reading	Current Reading	Volume (Cu. Ft.)	Rate Desc.
n/o Red Mtn. n/o Mission Rd.	100	33333578	33611573	27799500	Unbundled

--- DELIVERIES ---

	Rate Per AF	Volume AF	Amount
Tier 1 Supply Rate	109.00	638.2	69,563.80
System Access Rate	143.00	638.2	91,262.60
Water Stewardship Rate	25.00	638.2	15,955.00
System Power Rate	110.00	638.2	70,202.00
Treatment Surcharge	167.00	638.2	106,579.40
Water Supply Surcharge	25.00	638.2	15,955.00
Delivery Subtotal		638.2	369,517.80
SD-08 Total		638.2	369,517.80

Meter No SD-09

Treated Domestic	Constant	Previous Reading	Current Reading	Volume (Cu. Ft.)	Rate Desc.
w/o Rainbow Glen. Rd. n/o Red Mtn.	100	7004164	7004164	0	Unbundled

--- DELIVERIES ---

Rate Per AF	Volume AF	Amount
-------------	-----------	--------

Agency Name	Invoice No.	Rev	Bill Period	Page No.	Mailed On	Due On
San Diego County Water Authority	6248	0	January 2009	4 of 7	02-10-09	03-30-09

SD-09 Total 0.0 0.00

Meter No SD-11

Untreated Domestic	Constant	Previous Reading	Current Reading	Volume (Cu. Ft.)	Rate Desc.
e/o Wilt Rd. n/o Dos Ninos Ave.	10,000	14017246	14082438	651920000	Unbundled

--- DELIVERIES ---

	Rate Per AF	Volume AF	Amount
Tier 1 Supply Rate	109.00	14,966.0	1,631,294.00
System Access Rate	143.00	14,966.0	2,140,138.00
Water Stewardship Rate	25.00	14,966.0	374,150.00
System Power Rate	110.00	14,966.0	1,646,260.00
Water Supply Surcharge	25.00	14,966.0	374,150.00
Delivery Subtotal		14,966.0	6,165,992.00

--- ADJUSTMENT ---

	Rate Per AF	Volume AF	Amount
Nov 2008 adj full service to agr	351.00	-18.8	-5,896.80
Nov 2008 adj full service to agr (Poway)	261.00	16.8	4,384.80
Nov 2008 adj full service to agr	351.00	-13.3	-4,668.30
Nov 2008 adj full service to agr (Vista)	261.00	13.3	3,471.30
Dec 2008 adj full service to agr	351.00	-246.4	-86,486.40
Dec 2008 adj full service to agr (Escondido)	261.00	246.4	64,310.40
Dec 2008 adj full service to agr	351.00	-15.6	-5,475.60
Dec 2008 adj full service to agr (Oceanside)	261.00	15.6	4,071.60
Dec 2008 adj full service to agr	351.00	-27.4	-9,617.40
Dec 2008 adj full service to agr (Olivenhain)	261.00	27.4	7,151.40
Dec 2008 adj full service to agr	351.00	-38.6	-13,548.60
Dec 2008 adj full service to agr (Ramona)	261.00	38.6	10,074.60
Dec 2008 adj full service to agr	351.00	-15.4	-5,405.40
Dec 2008 adj full service to agr (City of San Diego)	261.00	15.4	4,019.40
Dec 2008 adj full service to agr	351.00	-4.5	-1,579.50
Dec 2008 adj full service to agr (Santa Fe Irrigation)	261.00	4.5	1,174.50
Dec 2008 adj full service to agr	351.00	-1.6	-561.60
Dec 2008 adj full service to agr (Vista)	261.00	1.6	417.60
Jan 2009 adj exch iid to sdcwa	412.00	-7,000.0	-2,884,000.00
Jan 2009 adj exch iid to sdcwa (San Diego CWA)	278.00		1,946,000.00
Adjustment Subtotal		-7,000.0	-972,164.00

SD-11 Total 7,966.0 5,193,828.00

Meter No SD-DS1

Desalted	Constant	Previous Reading	Current Reading	Volume (Cu. Ft.)	Rate Desc.
Desalted		N/A	N/A	N/A	Unbundled

--- ADJUSTMENT ---

	Rate Per AF	Volume AF	Amount
Jan 2009 lppds contribution	100.00	145.9	-14,590.00
Adjustment Subtotal		145.9	-14,590.00

SD-DS1 Total 145.9 -14,590.00

Meter No SD-RCL1

Reclaimed	Constant	Previous Reading	Current Reading	Volume (Cu. Ft.)	Rate Desc.
Reclaimed		N/A	N/A	N/A	Unbundled

--- ADJUSTMENT ---

	Rate Per AF	Volume AF	Amount
Jan 2009 lrp contribution	250.00	23.2	-5,800.00
Adjustment Subtotal		23.2	-5,800.00

SD-RCL1 Total 23.2 -5,800.00

Agency Name	Invoice No.	Rev.	Bill Period	Page No.	Mailed On	Due On
San Diego County Water Authority	6248	0	January 2009	5 of 7	02-10-09	03-30-09

Meter No SD-RCL10

Reclaimed	Constant	Previous Reading	Current Reading	Volume (Cu. Ft.)	Rate Desc.
Reclaimed		N/A	N/A	N/A	Unbundled

--- ADJUSTMENT ---		Rate Per AF	Volume AF	Amount
Dec 2008 lrp contribution		250.00	265.7	-66,425.00
Adjustment Subtotal			265.7	-66,425.00
SD-RCL10 Total			265.7	-66,425.00

Meter No SD-RCL11

Reclaimed	Constant	Previous Reading	Current Reading	Volume (Cu. Ft.)	Rate Desc.
Reclaimed		N/A	N/A	N/A	Unbundled

--- ADJUSTMENT ---		Rate Per AF	Volume AF	Amount
Jan 2009 contribution		250.00	5.1	-1,275.00
Adjustment Subtotal			5.1	-1,275.00
SD-RCL11 Total			5.1	-1,275.00

Meter No SD-RCL12

Reclaimed	Constant	Previous Reading	Current Reading	Volume (Cu. Ft.)	Rate Desc.
Reclaimed		N/A	N/A	N/A	Unbundled

--- ADJUSTMENT ---		Rate Per AF	Volume AF	Amount
Dec 2008 lrp contribution		250.00	95.7	-23,925.00
Adjustment Subtotal			95.7	-23,925.00
SD-RCL12 Total			95.7	-23,925.00

Meter No SD-RCL13

Reclaimed	Constant	Previous Reading	Current Reading	Volume (Cu. Ft.)	Rate Desc.
Reclaimed		N/A	N/A	N/A	Unbundled

--- ADJUSTMENT ---		Rate Per AF	Volume AF	Amount
Jan 2009 contribution		250.00	53.3	-13,325.00
Adjustment Subtotal			53.3	-13,325.00
SD-RCL13 Total			53.3	-13,325.00

Meter No SD-RCL15

Reclaimed	Constant	Previous Reading	Current Reading	Volume (Cu. Ft.)	Rate Desc.
Reclaimed		N/A	N/A	N/A	Unbundled

--- ADJUSTMENT ---		Rate Per AF	Volume AF	Amount
Dec 2008 contribution		150.00	94.4	-14,160.00
Adjustment Subtotal			94.4	-14,160.00
SD-RCL15 Total			94.4	-14,160.00

Agency Name	Invoice No.	Rev.	Bill Period	Page No.	Mailed On	Due On
San Diego County Water Authority	6248	0	January 2009	6 of 7	02-10-09	03-30-09

Meter No SD-RCL6

Reclaimed	Constant	Previous Reading	Current Reading	Volume (Cu. Ft.)	Rate Desc.
Reclaimed		N/A	N/A	N/A	Unbundled

--- ADJUSTMENT ---

	Rate Per AF	Volume AF	Amount
Nov 2008 lrp contribution	185.00	306.7	-56,739.50
Nov 2008 lrp contribution voided	185.00	-433.0	80,105.00
Dec 2008 lrp contribution	185.00	201.1	-37,203.50
Adjustment Subtotal		74.8	-13,838.00
SD-RCL6 Total		74.8	-13,838.00

Meter No SD-RCL8

Reclaimed	Constant	Previous Reading	Current Reading	Volume (Cu. Ft.)	Rate Desc.
Reclaimed		N/A	N/A	N/A	Unbundled

--- ADJUSTMENT ---

	Rate Per AF	Volume AF	Amount
Dec 2008 lrp contribution	200.00	115.5	-23,100.00
Adjustment Subtotal		115.5	-23,100.00
SD-RCL8 Total		115.5	-23,100.00

Meter No SD-RCL9

Reclaimed	Constant	Previous Reading	Current Reading	Volume (Cu. Ft.)	Rate Desc.
		N/A	N/A	N/A	Unbundled

--- ADJUSTMENT ---

	Rate Per AF	Volume AF	Amount
DEC 2008 LPPRE	113.00	3.0	339.00
DEC 2008 LPPRE	267.00		-801.00
Adjustment Subtotal		3.0	-462.00
SD-RCL9 Total		3.0	-462.00

Meter No SDTJ-01A

Treated Domestic	Constant	Previous Reading	Current Reading	Volume (Cu. Ft.)	Rate Desc.
San Diego-Tijuana	133.68	1835797	1978432	19068731	Unbundled

--- DELIVERIES ---

	Rate Per AF	Volume AF	Amount
System Access Rate	143.00	437.8	62,605.40
Water Stewardship Rate	25.00	437.8	10,945.00
Treatment Surcharge	167.00	437.8	73,112.60
Delivery Subtotal		437.8	146,663.00

--- ADJUSTMENT ---

	Rate Per AF	Volume AF	Amount
OTAY Loss for Tijuana Delivery (Otay)	335.00	13.1	4,388.50
SD Loss for Tijuana Delivery (San Diego CWA)	335.00	4.5	1,507.50
MWD Loss for Tijuana Delivery	335.00	16.4	5,494.00
Adjustment Subtotal		34.0	11,390.00
SDTJ-01A Total		471.8	158,053.00

--- OTHER CHARGES AND CREDITS ---

	Amount
Conservation Ag # 66654	49,205.00
Conservation Ag # 78189	10,495.00
Actual 12/08 Variable Power-Treated 651.4AF @ \$95.36/AF, 12/08 Tijuana Delivery	62,117.50
Reverse 12/08 Variable Power-Treated 651.4AF @ Est.\$149/AF, 12/08 Tijuana Delivery	-97,058.60

Agency Name	Invoice No.	Rev.	Bill Period	Page No.	Mailed On	Due On
San Diego County Water Authority	6248	0	January 2009	7 of 7	02-10-09	03-30-09

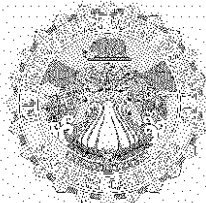
Reverse 12/08 Variable Power-Treated(Loss) 50.6AF @ Est.\$149/AF,12/08 Tijuana Delive	-7,539.40
Actual 12/08 Variable Power-Treated(Loss) 50.6AF @ \$95.36/AF, 12/08 Tijuana Delivery	4,825.22
Variable Power - Treated 437.8AF @ Est.\$94/AF, 1/09 Tijuana Delivery	41,153.20
Variable Power - Treated (Loss) 34.0AF @ Est.\$94/AF, 1/09 Tijuana Delivery	3,196.00

VOLUME TOTAL

INVOICE TOTAL

28,377.2**\$14,599,562.62**

This invoice was printed on 2/9/2009 at 4:19:21PM



MWD
 METROPOLITAN WATER DISTRICT OF SOUTHERN CALIFORNIA
 700 North Alameda Street
 Los Angeles, CA, 90012-2944

INVOICE**Billed To:**

San Diego County Water Authority

**Service Address**

4677 Overland Avenue
 San Diego, CA 92123-1233

February 2009	Page No. 1 of 2
Mailed: 03/10/2009	Due Date: 04/30/2009
Invoice Number: 6276	Revision: 0

NOTICE

The MWD Administrative Code Section 4507 and 4508 require that payment must be made in "Good Funds" by the due date or the payment will be considered delinquent and an additional charge shall be assessed.

DELIVERIES

	Volume (AF)
Total Water Treated Delivered	5,624.0
Total Water Untreated Delivered	21,288.9

SALES

	Type	Volume (AF)	Rate (\$ /AF)	Total (\$)
Full Service	Tier 1 Supply Rate	17,056.2	\$109.00	\$1,859,125.80
	System Access Rate	17,056.2	\$143.00	\$2,439,036.60
	Water Stewardship Rate	17,056.2	\$25.00	\$426,405.00
	System Power Rate	17,056.2	\$110.00	\$1,876,182.00
	Water Supply Surcharge	17,056.2	\$25.00	\$426,405.00
	Treatment Surcharge	4,243.7	\$167.00	\$708,697.90
Adjust Full Service Prior Rates				
Certification(s) for 200801 to 200812 for Domestic	Treated	-6.7	\$508.00	(\$3,403.60)
	Untreated	-14.0	\$351.00	(\$4,914.00)
IAWP	Treated	1,037.4		\$481,915.30
	Untreated	126.4		\$39,846.80
SUBTOTAL				\$8,249,296.80

WATER MANAGEMENT

	Volume (AF)	Total (\$)
Local Resource Programs	1,037.5	(\$221,341.80)
SUBTOTAL		(\$221,341.80)

EXCHANGES, WHEELING, AND OTHER DELIVERIES

	Volume (AF)	Total (\$)
Tijuana Emergency Deliveries and Losses	430.9	\$144,351.50
IID San Diego Exchange UnTreated	8,364.0	\$2,325,192.00
		\$2,469,543.50

OTHER CHARGES AND CREDITS

	Rate (\$ /AF)	
Conservation Credit	(\$538,957.10)	
Miscellaneous Debit/Credit (See Detail)	\$37,118.29	
SUBTOTAL		(\$501,838.81)

ADDITIONAL INFORMATION

	Volume (AF)	Tier1 %	Peak Day	Flow (CFS)
Purchase Order Commitment (Jan 2003 to Dec 2012)	3,342,570.6			
Purchase Order Firm Delivery To Date (Jan 2003 to Dec 2012)	2,984,157.9			
Tier 1 Annual Limit (For Current Calendar Year)	501,385.6			
Tier 1 YTD Deliveries (For Current Calendar Year)	44,053.6	9.0		
Tier 1 Current Month Deliveries By Billing Period	17,041.2			
Capacity Charge			8/21/2007	1,296.0
Annual Peak Flow			2/28/2009	7.2

MWD2010-00275207

Agency Name	Invoice No.	Rev.	Bill Period	Page No.	Mailed On	Due On
San Diego County Water Authority	6276	0	February 2009	2 of 2	03-10-09	04-30-09

INVOICE TOTAL

Volume AF
19,667.7

Amount Now Due
\$9,995,659.69

Note: Amount Due is based on highlighted fields.



MWD
 METROPOLITAN WATER DISTRICT OF SOUTHERN CALIFORNIA
 700 North Alameda Street
 Los Angeles, CA, 90012-2944

INVOICE DETAIL

NOTICE

The MWD Administrative Code Section 4507 and 4508 require that payment must be made in "Good Funds" by the due date or the payment will be considered delinquent and an additional charge shall be assessed.

IN ACCORDANCE WITH READINGS AND BILLING DATA LISTED BELOW

Agency Name	Invoice No.	Rev	Bill Period	Page No.	Mailed On	Due On
San Diego County Water Authority	6276	0	February 2009	1 of 6	03-10-09	04-30-09

Meter No CM-10						
Treated	Constant	Previous Reading	Current Reading	Volume (Cu. Ft.)	Rate Desc.	
Treated Domestic		0	0	0	Unbundled	

---	ADJUSTMENT ---	Rate Per AF	Volume AF	Amount
	Feb 2009 - oc to sd transfer	579.00	66.3	38,387.70
	Adjustment Subtotal		66.3	38,387.70
	CM-10 Total		66.3	38,387.70

Meter No SD-01A						
Treated Domestic	Constant	Previous Reading	Current Reading	Volume (Cu. Ft.)	Rate Desc.	
Rainbow Cyn. Rd. e/o Frontage Rd.	1,000	23643084	23687883	44799000	Unbundled	

---	DELIVERIES ---	Rate Per AF	Volume AF	Amount
	Tier 1 Supply Rate	109.00	1,028.4	112,095.60
	System Access Rate	143.00	1,028.4	147,061.20
	Water Stewardship Rate	25.00	1,028.4	25,710.00
	System Power Rate	110.00	1,028.4	113,124.00
	Treatment Surcharge	167.00	1,028.4	171,742.80
	Water Supply Surcharge	25.00	1,028.4	25,710.00
	Feb 2009, meter under 10% flow Tier 1 supply rate	109.00	0.5	54.50
	Feb 2009, meter under 10% flow System access rate	143.00	0.5	71.50
	Feb 2009, meter under 10% flow Water stewardship rate	25.00	0.5	12.50
	Feb 2009, meter under 10% flow System power rate	110.00	0.5	55.00
	Feb 2009, meter under 10% flow Treatment surcharge	167.00	0.5	83.50
	Feb 2009, meter under 10% flow Water supply surcharge	25.00	0.5	12.50
	Delivery Subtotal		1,028.9	595,733.10
	SD-01A Total		1,028.9	595,733.10

Meter No SD-01B						
Treated Domestic	Constant	Previous Reading	Current Reading	Volume (Cu. Ft.)	Rate Desc.	
Rainbow Cyn. Rd. e/o Frontage Rd.	1,000	23246577	23295482	48905000	Unbundled	

---	DELIVERIES ---	Rate Per AF	Volume AF	Amount
	Tier 1 Supply Rate	109.00	1,122.7	122,374.30
	System Access Rate	143.00	1,122.7	160,546.10
	Water Stewardship Rate	25.00	1,122.7	28,067.50
	System Power Rate	110.00	1,122.7	123,497.00
	Treatment Surcharge	167.00	1,122.7	187,490.90
	Water Supply Surcharge	25.00	1,122.7	28,067.50
	Delivery Subtotal		1,122.7	650,043.30

Agency Name	Invoice No.	Rev.	Bill Period	Page No.	Mailed On	Due On
San Diego County Water Authority	6276	0	February 2009	2 of 6	03-10-09	04-30-09

SD-01B Total 1,122.7 650,043.30

Meter No SD-02

Treated Domestic	Constant	Previous Reading	Current Reading	Volume (Cu. Ft.)	Rate Desc.
w/o Rainbow Glen Rd.	100	22909355	22920504	1114900	Unbundled

--- DELIVERIES ---

	Rate Per AF	Volume AF	Amount
Tier 1 Supply Rate	109.00	25.6	2,790.40
System Access Rate	143.00	25.6	3,660.80
Water Stewardship Rate	25.00	25.6	640.00
System Power Rate	110.00	25.6	2,816.00
Treatment Surcharge	167.00	25.6	4,275.20
Water Supply Surcharge	25.00	25.6	640.00
Delivery Subtotal		25.6	14,822.40

SD-02 Total 25.6 14,822.40

Meter No SD-03

Untreated Domestic	Constant	Previous Reading	Current Reading	Volume (Cu. Ft.)	Rate Desc.
Rainbow Cyn. Rd. e/o Frontage Rd.	1,000	73187427	73466620	279193000	Unbundled

--- DELIVERIES ---

	Rate Per AF	Volume AF	Amount
Tier 1 Supply Rate	109.00	6,409.4	698,624.60
System Access Rate	143.00	6,409.4	916,544.20
Water Stewardship Rate	25.00	6,409.4	160,235.00
System Power Rate	110.00	6,409.4	705,034.00
Water Supply Surcharge	25.00	6,409.4	160,235.00
Delivery Subtotal		6,409.4	2,640,672.80

SD-03 Total 6,409.4 2,640,672.80

Meter No SD-05

Treated Domestic	Constant	Previous Reading	Current Reading	Volume (Cu. Ft.)	Rate Desc.
s/o Reche Rd. w/o Wilt Rd.	100	7953031	7974235	2120400	Unbundled

--- DELIVERIES ---

	Rate Per AF	Volume AF	Amount
Tier 1 Supply Rate	109.00	48.7	5,308.30
System Access Rate	143.00	48.7	6,964.10
Water Stewardship Rate	25.00	48.7	1,217.50
System Power Rate	110.00	48.7	5,357.00
Treatment Surcharge	167.00	48.7	8,132.90
Water Supply Surcharge	25.00	48.7	1,217.50
Delivery Subtotal		48.7	28,197.30

SD-05 Total 48.7 28,197.30

Meter No SD-07

Treated Domestic	Constant	Previous Reading	Current Reading	Volume (Cu. Ft.)	Rate Desc.
e/o Wilt Rd. n/o Dos Ninos Ave.	1,000	110366728	110508233	141505000	Unbundled

--- DELIVERIES ---

	Rate Per AF	Volume AF	Amount
Tier 1 Supply Rate	109.00	3,248.5	354,086.50
System Access Rate	143.00	3,248.5	464,535.50
Water Stewardship Rate	25.00	3,248.5	81,212.50
System Power Rate	110.00	3,248.5	357,335.00
Treatment Surcharge	167.00	3,248.5	542,499.50
Water Supply Surcharge	25.00	3,248.5	81,212.50
Delivery Subtotal		3,248.5	1,880,881.50

Agency Name	Invoice No.	Rev.	Bill Period	Page No.	Mailed On	Due On
San Diego County Water Authority	6276	0	February 2009	3 of 6	03-10-09	04-30-09

--- ADJUSTMENT ---

	Rate Per AF	Volume AF	Amount
Aug 2008 adj full service to agr voided	508.00	62.1	31,546.80
Aug 2008 adj full service to agr voided (Oceanside)	394.00	-62.1	-24,467.40
Aug 2008 adj full service to agr	508.00	-68.8	-34,950.40
Aug 2008 adj full service to agr (Oceanside)	394.00	68.8	27,107.20
Jan 2009 adj full service to agr	579.00	-40.8	-23,623.20
Jan 2009 adj full service to agr (Carlsbad Municipal)	465.00	40.8	18,972.00
Jan 2009 adj full service to agr	579.00	-121.0	-70,059.00
Jan 2009 adj full service to agr (Fallbrook)	465.00	121.0	56,265.00
Jan 2009 adj full service to agr	579.00	-0.8	-463.20
Jan 2009 adj full service to agr (Olivenhain)	465.00	0.8	372.00
Jan 2009 adj full service to agr	579.00	-283.5	-164,146.50
Jan 2009 adj full service to agr (Rainbow)	465.00	283.5	131,827.50
Jan 2009 adj full service to agr	579.00	-31.8	-18,412.20
Jan 2009 adj full service to agr (Ramona)	465.00	31.8	14,787.00
Jan 2009 adj full service to agr	579.00	-0.5	-289.50
Jan 2009 adj full service to agr (City of San Diego)	465.00	0.5	232.50
Jan 2009 adj full service to agr	579.00	-3.1	-1,794.90
Jan 2009 adj full service to agr (Santa Fe Irrigation)	465.00	3.1	1,441.50
Jan 2009 adj full service to agr	579.00	-42.2	-24,433.80
Jan 2009 adj full service to agr (Vallecitos)	465.00	42.2	19,623.00
Jan 2009 adj full service to agr	579.00	-506.5	-293,263.50
Jan 2009 adj full service to agr (Valley Center)	465.00	506.5	235,522.50
Jan 2009 adj full service to agr	579.00	-0.5	-289.50
Jan 2009 adj full service to agr (Padre Dam)	465.00	0.5	232.50
Feb 2009 adj from full service to tijuana delivery	579.00	-415.9	-240,806.10
Adjustment Subtotal		-415.9	-359,069.70
SD-07 Total		2,832.6	1,521,811.80

Meter No SD-08

Treated Domestic	Constant	Previous Reading	Current Reading	Volume (Cu. Ft.)	Rate Desc.
n/o Red Mtn. n/o Mission Rd.	100	33611573	33676759	6518600	Unbundled

--- DELIVERIES ---

	Rate Per AF	Volume AF	Amount
Tier 1 Supply Rate	109.00	149.6	16,306.40
System Access Rate	143.00	149.6	21,392.80
Water Stewardship Rate	25.00	149.6	3,740.00
System Power Rate	110.00	149.6	16,456.00
Treatment Surcharge	167.00	149.6	24,983.20
Water Supply Surcharge	25.00	149.6	3,740.00
Delivery Subtotal		149.6	86,618.40
SD-08 Total		149.6	86,618.40

Meter No SD-09

Treated Domestic	Constant	Previous Reading	Current Reading	Volume (Cu. Ft.)	Rate Desc.
w/o Rainbow Glen. Rd. n/o Red Mtn.	100	7004164	7004164	0	Unbundled

--- DELIVERIES ---

	Rate Per AF	Volume AF	Amount
SD-09 Total		0.0	0.00

Meter No SD-11

Untreated Domestic	Constant	Previous Reading	Current Reading	Volume (Cu. Ft.)	Rate Desc.
e/o Wilt Rd. n/o Dos Ninos Ave.	10,000	14082438	14147253	648150000	Unbundled

--- DELIVERIES ---

	Rate Per AF	Volume AF	Amount
Tier 1 Supply Rate	109.00	14,879.5	1,621,865.50
System Access Rate	143.00	14,879.5	2,127,768.50
Water Stewardship Rate	25.00	14,879.5	371,987.50
System Power Rate	110.00	14,879.5	1,636,745.00

Agency Name	Invoice No.	Rev	Bill Period	Page No.	Mailed On	Due On
San Diego County Water Authority	6276	0	February 2009	4 of 6	03-10-09	04-30-09

--- DELIVERIES ---

	Rate Per AF	Volume AF	Amount
Water Supply Surcharge	25.00	14,879.5	371,987.50
Delivery Subtotal		14,879.5	6,130,354.00

--- ADJUSTMENT ---

	Rate Per AF	Volume AF	Amount
Aug 2008 adj full service to agr voided	351.00	118.1	41,453.10
Aug 2008 adj full service to agr voided (Oceanside)	261.00	-118.1	-30,824.10
Aug 2008 adj full service to agr	351.00	-130.9	-45,945.90
Aug 2008 adj full service to agr (Oceanside)	261.00	130.9	34,164.90
Dec 2008 adj full service to agr	351.00	-1.2	-421.20
Dec 2008 adj full service to agr (Poway)	261.00	1.2	313.20
Jan 2009 adj full service to agr	412.00	-68.2	-20,098.40
Jan 2009 adj full service to agr (Escondido)	322.00	68.2	21,960.40
Jan 2009 adj full service to agr	412.00	-6.8	-2,801.60
Jan 2009 adj full service to agr (Olivenhain)	322.00	6.8	2,189.60
Jan 2009 adj full service to agr	412.00	-33.2	-13,678.40
Jan 2009 adj full service to agr (Ramona)	322.00	33.2	10,690.40
Jan 2009 adj full service to agr	412.00	-2.7	-1,112.40
Jan 2009 adj full service to agr (City of San Diego)	322.00	2.7	869.40
Jan 2009 adj full service to agr	412.00	-1.5	-618.00
Jan 2009 adj full service to agr (Santa Fe Irrigation)	322.00	1.5	483.00
Feb 2009 adj exch iid to sdcwa	412.00	-8,364.0	-3,445,968.00
Feb 2009 adj exch iid to sdcwa (San Diego CWA)	278.00		2,325,192.00
Adjustment Subtotal		-8,364.0	-1,132,152.00
SD-11 Total		6,515.5	4,998,202.00

Meter No SD-DS1

Desalted	Constant	Previous Reading	Current Reading	Volume (Cu. Ft.)	Rate Desc.
Desalted		N/A	N/A	N/A	Unbundled

--- ADJUSTMENT ---

	Rate Per AF	Volume AF	Amount
Feb 2009 lppds contribution	100.00	131.7	-13,170.00
Adjustment Subtotal		131.7	-13,170.00
SD-DS1 Total		131.7	-13,170.00

Meter No SD-GRP1

Recovered	Constant	Previous Reading	Current Reading	Volume (Cu. Ft.)	Rate Desc.
Recovered Greenbelt		N/A	N/A	N/A	Unbundled

--- ADJUSTMENT ---

	Rate Per AF	Volume AF	Amount
JAN 2009 GRP	608.00	300.8	182,886.40
JAN 2009 GRP	858.00		-258,086.40
FEB 2009 GRP	608.00	243.3	147,926.40
FEB 2009 GRP	858.00		-208,751.40
Adjustment Subtotal		544.1	-136,025.00
SD-GRP1 Total		544.1	-136,025.00

Meter No SD-RCL1

Reclaimed	Constant	Previous Reading	Current Reading	Volume (Cu. Ft.)	Rate Desc.
Reclaimed		N/A	N/A	N/A	Unbundled

--- ADJUSTMENT ---

	Rate Per AF	Volume AF	Amount
Feb 2009 lrp contribution	250.00	16.0	-4,000.00
Adjustment Subtotal		16.0	-4,000.00

Agency Name	Invoice No.	Rev.	Bill Period	Page No.	Mailed On	Due On
San Diego County Water Authority	6276	0	February 2009	5 of 6	03-10-09	04-30-09

SD-RCL1 Total 16.0 -4,000.00

Meter No SD-RCL11

Reclaimed	Constant	Previous Reading	Current Reading	Volume (Cu. Ft.)	Rate Desc.
Reclaimed		N/A	N/A	N/A	Unbundled

---ADJUSTMENT---

	Rate Per AF	Volume AF	Amount
Feb 2009 contribution	250.00	4.9	-1,225.00
Adjustment Subtotal		<u>4.9</u>	<u>-1,225.00</u>
SD-RCL11 Total		4.9	-1,225.00

Meter No SD-RCL12

Reclaimed	Constant	Previous Reading	Current Reading	Volume (Cu. Ft.)	Rate Desc.
Reclaimed		N/A	N/A	N/A	Unbundled

---ADJUSTMENT---

	Rate Per AF	Volume AF	Amount
Nov 2008 lrp contribution	250.00	67.0	-16,750.00
Jan 2009 lrp contribution	250.00	29.4	-7,350.00
Adjustment Subtotal		<u>96.4</u>	<u>-24,100.00</u>
SD-RCL12 Total		96.4	-24,100.00

Meter No SD-RCL13

Reclaimed	Constant	Previous Reading	Current Reading	Volume (Cu. Ft.)	Rate Desc.
Reclaimed		N/A	N/A	N/A	Unbundled

---ADJUSTMENT---

	Rate Per AF	Volume AF	Amount
Feb 2009 contribution	250.00	28.5	-7,125.00
Adjustment Subtotal		<u>28.5</u>	<u>-7,125.00</u>
SD-RCL13 Total		28.5	-7,125.00

Meter No SD-RCL15

Reclaimed	Constant	Previous Reading	Current Reading	Volume (Cu. Ft.)	Rate Desc.
Reclaimed		N/A	N/A	N/A	Unbundled

---ADJUSTMENT---

	Rate Per AF	Volume AF	Amount
Jan 2009 contribution	150.00	20.7	-3,105.00
Feb 2009 contribution	150.00	69.4	-10,410.00
Adjustment Subtotal		<u>90.1</u>	<u>-13,515.00</u>
SD-RCL15 Total		90.1	-13,515.00

Meter No SD-RCL5

Reclaimed	Constant	Previous Reading	Current Reading	Volume (Cu. Ft.)	Rate Desc.
Reclaimed		N/A	N/A	N/A	Unbundled

---ADJUSTMENT---

	Rate Per AF	Volume AF	Amount
SEP 2008 LPPRE	113.00	14.4	1,627.20
SEP 2008 LPPRE	267.00		-3,844.80
OCT 2008 LPPRE	113.00	9.9	1,118.70
OCT 2008 LPPRE	267.00		-2,643.30

Agency Name	Invoice No.	Rev	Bill Period	Page No.	Mailed On	Due On
San Diego County Water Authority	6276	0	February 2009	6 of 6	03-10-09	04-30-09

Adjustment Subtotal 24.3 -3,742.20

SD-RCL5 Total 24.3 -3,742.20

Meter No SD-RCL6

Reclaimed	Constant	Previous Reading	Current Reading	Volume (Cu. Ft.)	Rate Desc.
Reclaimed		N/A	N/A	N/A	Unbundled

--- ADJUSTMENT ---

	Rate Per AF	Volume AF	Amount
Jan 2009 lrp contribution	185.00	90.6	-16,761.00
Adjustment Subtotal		90.6	-16,761.00
SD-RCL6 Total		90.6	-16,761.00

Meter No SD-RCL9

Reclaimed	Constant	Previous Reading	Current Reading	Volume (Cu. Ft.)	Rate Desc.
		N/A	N/A	N/A	Unbundled

--- ADJUSTMENT ---

	Rate Per AF	Volume AF	Amount
JAN 2009 LPPRE	113.00	10.9	1,231.70
JAN 2009 LPPRE	267.00		-2,910.30
Adjustment Subtotal		10.9	-1,678.60
SD-RCL9 Total		10.9	-1,678.60

Meter No SDTJ-01A

Treated Domestic	Constant	Previous Reading	Current Reading	Volume (Cu. Ft.)	Rate Desc.
San Diego-Tijuana	133.68	1978432	2108698	17414024	Unbundled

--- DELIVERIES ---

	Rate Per AF	Volume AF	Amount
System Access Rate	143.00	399.8	57,171.40
Water Stewardship Rate	25.00	399.8	9,995.00
Treatment Surcharge	167.00	399.8	66,766.60
Delivery Subtotal		399.8	133,933.00

--- ADJUSTMENT ---

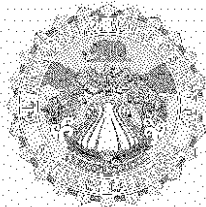
	Rate Per AF	Volume AF	Amount
OTAY Loss for Tijuana Delivery (Otay)	335.00	12.0	4,020.00
SD Loss for Tijuana Delivery (San Diego CWA)	335.00	4.1	1,373.50
MWD Loss for Tijuana Delivery	335.00	15.0	5,025.00
Adjustment Subtotal		31.1	10,418.50
SDTJ-01A Total		430.9	144,351.50

--- OTHER CHARGES AND CREDITS ---

	Amount
Conservation Ag # 66654	-562,290.00
Conservation Ag # 78189	23,332.90
Actual 1/09 Variable Power-Treated 437.8af @ \$94.33/af, Tijuana Dlvry	41,297.67
Reverse 1/09 Variable Power-Treated 437.8af @ \$94/af, Tijuana Dlvry	-41,153.20
Reverse 1/09 Variable Power-Treated(Loss)34.0af @\$94/af,Tijuana Dlvry	-3,196.00
Actual 1/09 Variable Power-Treated(Loss)34.0af \$94.33/af,Tijuana Dlvry	3,207.22
Variable Power - Treated 399.8af @ Est.\$85.78/af, 2/09 Tijuana Dlvry	34,294.84
Variable Power - Treated (Loss) 31.1af @ Est.\$85.78/af, 2/09 Tijuana Dlvry	2,667.76

VOLUME TOTAL	INVOICE TOTAL
19,667.7	\$9,995,659.69

This invoice was printed on 3/9/2009 at 1:49:00PM

**MWD**

METROPOLITAN WATER DISTRICT OF SOUTHERN CALIFORNIA

700 North Alameda Street

Los Angeles, CA, 90012-2944

INVOICE**Billed To:**

San Diego County Water Authority

**Service Address**4677 Overland Avenue
San Diego, CA 92123-1233

March 2009	Page No. 1 of 1
Mailed: 04/10/2009	Due Date: 05/29/2009
Invoice Number: 6304	Revision: 0

NOTICE

The MWD Administrative Code Section 4507 and 4508 require that payment must be made in "Good Funds" by the due date or the payment will be considered delinquent and an additional charge shall be assessed.

DELIVERIES

	Volume (AF)
Total Water Treated Delivered	9,465.1
Total Water Untreated Delivered	33,270.1

SALES

	Type	Volume (AF)	Rate (\$ /AF)	Total (\$)
Full Service	Tier 1 Supply Rate	32,869.1	\$109.00	\$3,582,731.90
	System Access Rate	32,869.1	\$143.00	\$4,700,281.30
	Water Stewardship Rate	32,869.1	\$25.00	\$821,727.50
	System Power Rate	32,869.1	\$110.00	\$3,615,601.00
	Water Supply Surcharge	32,869.1	\$25.00	\$821,727.50
	Treatment Surcharge	8,037.4	\$167.00	\$1,342,245.80
IAWP	Treated	528.9		\$245,938.50
	Untreated	74.4		\$23,956.80
SUBTOTAL				\$15,164,210.30

WATER MANAGEMENT

	Volume (AF)	Total (\$)
Local Resource Programs	1,096.3	(\$264,198.00)
SUBTOTAL		(\$264,198.00)

EXCHANGES, WHEELING, AND OTHER DELIVERIES

Tijuana Emergency Deliveries and Losses	998.1	\$334,363.50
IID San Diego Exchange UnTreated	8,364.0	\$2,325,192.00
		\$2,659,555.50

OTHER CHARGES AND CREDITS

	Rate (\$ /AF)	
Miscellaneous Debit/Credit (See Detail)	\$77,572.33	
SUBTOTAL		\$77,572.33

ADDITIONAL INFORMATION

	Volume (AF)	Tier1 %	Peak Day	Flow (CFS)
Purchase Order Commitment (Jan 2003 to Dec 2012)	3,342,570.6			
Purchase Order Firm Delivery To Date (Jan 2003 to Dec 2012)	3,016,957.6			
Tier 1 Annual Limit (For Current Calendar Year)	501,385.6			
Tier 1 YTD Deliveries (For Current Calendar Year)	76,873.0	15.0		
Tier 1 Current Month Deliveries	32,834.4			
Capacity Charge			8/21/2007	1,296.0
Annual Peak Flow			1/31/2009	7.1

INVOICE TOTAL

Volume AF

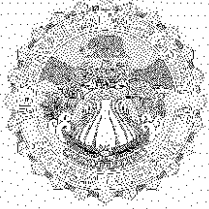
35,566.8

Amount Now Due

\$17,627,140.13

Note: Amount Due is based on highlighted fields.

MWD2010-00275215



MWD
 METROPOLITAN WATER DISTRICT OF SOUTHERN CALIFORNIA
 700 North Alameda Street
 Los Angeles, CA, 90012-2944

INVOICE DETAIL

NOTICE

The MWD Administrative Code Section 4507 and 4508 require that payment must be made in "Good Funds" by the due date or the payment will be considered delinquent and an additional charge shall be assessed.

IN ACCORDANCE WITH READINGS AND BILLING DATA LISTED BELOW

Agency Name	Invoice No.	Rev.	Bill Period	Page No.	Mailed On	Due On
San Diego County Water Authority	6304	0	March 2009	1 of 6	04-10-09	05-29-09

Meter No CM-10

Treated	Constant	Previous Reading	Current Reading	Volume (Cu. Ft.)	Rate Desc.
Treated Domestic		0	0	0	Unbundled

--- ADJUSTMENT ---

	Rate Per AF	Volume AF	Amount
Mar 2009 OC TO SD TRANSFER	579.00	64.6	37,403.40
Adjustment Subtotal		64.6	37,403.40
CM-10 Total		64.6	37,403.40

Meter No SD-01A

Treated Domestic	Constant	Previous Reading	Current Reading	Volume (Cu. Ft.)	Rate Desc.
Rainbow Cyn. Rd. e/o Frontage Rd.	1,000	23687883	23777726	89843000	Unbundled

--- DELIVERIES ---

	Rate Per AF	Volume AF	Amount
Tier 1 Supply Rate	109.00	2,062.5	224,812.50
System Access Rate	143.00	2,062.5	294,937.50
Water Stewardship Rate	25.00	2,062.5	51,562.50
System Power Rate	110.00	2,062.5	226,875.00
Treatment Surcharge	167.00	2,062.5	344,437.50
Water Supply Surcharge	25.00	2,062.5	51,562.50
Delivery Subtotal		2,062.5	1,194,187.50
SD-01A Total		2,062.5	1,194,187.50

Meter No SD-01B

Treated Domestic	Constant	Previous Reading	Current Reading	Volume (Cu. Ft.)	Rate Desc.
Rainbow Cyn. Rd. e/o Frontage Rd.	1,000	23295482	23384893	89411000	Unbundled

--- DELIVERIES ---

	Rate Per AF	Volume AF	Amount
Tier 1 Supply Rate	109.00	2,052.6	223,733.40
System Access Rate	143.00	2,052.6	293,521.80
Water Stewardship Rate	25.00	2,052.6	51,315.00
System Power Rate	110.00	2,052.6	225,786.00
Treatment Surcharge	167.00	2,052.6	342,784.20
Water Supply Surcharge	25.00	2,052.6	51,315.00
Delivery Subtotal		2,052.6	1,188,455.40
SD-01B Total		2,052.6	1,188,455.40

Agency Name	Invoice No.	Rev.	Bill Period	Page No.	Mailed On	Due On
San Diego County Water Authority	6304	0	March 2009	2 of 6	04-10-09	05-29-09

Meter No SD-02

Treated Domestic	Constant	Previous Reading	Current Reading	Volume (Cu. Ft.)	Rate Desc.
w/o Rainbow Glen Rd.	100	22920504	23043236	12273200	Unbundled

--- DELIVERIES ---	Rate Per AF	Volume AF	Amount
Tier 1 Supply Rate	109.00	281.8	30,716.20
System Access Rate	143.00	281.8	40,297.40
Water Stewardship Rate	25.00	281.8	7,045.00
System Power Rate	110.00	281.8	30,998.00
Treatment Surcharge	167.00	281.8	47,060.60
Water Supply Surcharge	25.00	281.8	7,045.00
Delivery Subtotal		281.8	163,162.20
SD-02 Total		281.8	163,162.20

Meter No SD-03

Untreated Domestic	Constant	Previous Reading	Current Reading	Volume (Cu. Ft.)	Rate Desc.
Rainbow Cyn. Rd. e/o Frontage Rd.	1,000	73466620	73997507	530887000	Unbundled

--- DELIVERIES ---	Rate Per AF	Volume AF	Amount
Tier 1 Supply Rate	109.00	12,187.5	1,328,437.50
System Access Rate	143.00	12,187.5	1,742,812.50
Water Stewardship Rate	25.00	12,187.5	304,687.50
System Power Rate	110.00	12,187.5	1,340,625.00
Water Supply Surcharge	25.00	12,187.5	304,687.50
Delivery Subtotal		12,187.5	5,021,250.00
SD-03 Total		12,187.5	5,021,250.00

Meter No SD-05

Treated Domestic	Constant	Previous Reading	Current Reading	Volume (Cu. Ft.)	Rate Desc.
s/o Reche Rd. w/o Wilt Rd.	100	7974235	8034387	6015200	Unbundled

--- DELIVERIES ---	Rate Per AF	Volume AF	Amount
Tier 1 Supply Rate	109.00	138.1	15,052.90
System Access Rate	143.00	138.1	19,748.30
Water Stewardship Rate	25.00	138.1	3,452.50
System Power Rate	110.00	138.1	15,191.00
Treatment Surcharge	167.00	138.1	23,062.70
Water Supply Surcharge	25.00	138.1	3,452.50
Delivery Subtotal		138.1	79,959.90
SD-05 Total		138.1	79,959.90

Meter No SD-07

Treated Domestic	Constant	Previous Reading	Current Reading	Volume (Cu. Ft.)	Rate Desc.
e/o Wilt Rd. n/o Dos Ninos Ave.	1,000	110508233	110706475	198242000	Unbundled

--- DELIVERIES ---	Rate Per AF	Volume AF	Amount
Tier 1 Supply Rate	109.00	4,551.0	496,059.00
System Access Rate	143.00	4,551.0	650,793.00
Water Stewardship Rate	25.00	4,551.0	113,775.00
System Power Rate	110.00	4,551.0	500,610.00
Treatment Surcharge	167.00	4,551.0	760,017.00
Water Supply Surcharge	25.00	4,551.0	113,775.00
Mar 2009, meter under 10% flow Tier 1 supply rate	109.00	0.2	21.80
Mar 2009, meter under 10% flow System access rate	143.00	0.2	28.60
Mar 2009, meter under 10% flow Water stewardship rate	25.00	0.2	5.00
Mar 2009, meter under 10% flow System power rate	110.00	0.2	22.00
Mar 2009, meter under 10% flow Treatment surcharge	167.00	0.2	33.40

Agency Name	Invoice No.	Rev.	Bill Period	Page No.	Mailed On	Due On
San Diego County Water Authority	6304	0	March 2009	3 of 6	04-10-09	05-29-09

--- DELIVERIES ---

	Rate Per AF	Volume AF	Amount
Mar 2009, meter under 10% flow Water supply surcharge	25.00	0.2	5.00
Delivery Subtotal		4,551.2	2,635,144.80

--- ADJUSTMENT ---

	Rate Per AF	Volume AF	Amount
Jan 2009 adj basic to agr voided (Olivenhain)	465.00	-0.8	-372.00
Jan 2009 adj basic to agr voided	579.00	0.8	463.20
Jan 2009 adj basic to agr (Olivenhain)	465.00	0.9	418.50
Jan 2009 adj basic to agr	579.00	-0.9	-521.10
Jan 2009 adj basic to agr (Vista)	465.00	1.5	697.50
Jan 2009 adj basic to agr	579.00	-1.5	-868.50
Feb 2009 adj basic to agr (Fallbrook)	465.00	70.3	32,689.50
Feb 2009 adj basic to agr	579.00	-70.3	-40,703.70
Feb 2009 adj basic to agr (Padre Dam)	465.00	13.5	6,277.50
Feb 2009 adj basic to agr	579.00	-13.5	-7,816.50
Feb 2009 adj basic to agr (Rainbow)	465.00	105.6	49,104.00
Feb 2009 adj basic to agr	579.00	-105.6	-61,142.40
Feb 2009 adj basic to agr (Ramona)	465.00	49.7	23,110.50
Feb 2009 adj basic to agr	579.00	-49.7	-28,776.30
Feb 2009 adj basic to agr (City of San Diego)	465.00	0.3	139.50
Feb 2009 adj basic to agr	579.00	-0.3	-173.70
Feb 2009 adj basic to agr (Santa Fe Irrigation)	465.00	0.2	93.00
Feb 2009 adj basic to agr	579.00	-0.2	-115.80
Feb 2009 adj basic to agr (Vallecitos)	465.00	31.4	14,601.00
Feb 2009 adj basic to agr	579.00	-31.4	-18,180.60
Feb 2009 adj basic to agr (Valley Center)	465.00	234.3	108,949.50
Feb 2009 adj basic to agr	579.00	-234.3	-135,859.70
Feb 2009 adj basic to agr (Yuima)	465.00	4.0	1,860.00
Feb 2009 adj basic to agr	579.00	-4.0	-2,316.00
Feb 2009 adj basic to agr (Carlsbad Municipal)	465.00	18.0	8,370.00
Feb 2009 adj basic to agr	579.00	-18.0	-10,422.00
Mar 2009 ADJ TIJUANA DELIVERY	579.00	-963.4	-557,808.60
Adjustment Subtotal		-963.4	-618,103.20

SD-07 Total 3,587.8 2,017,041.60

Meter No SD-08

Treated Domestic	Constant	Previous Reading	Current Reading	Volume (Cu. Ft.)	Rate Desc.
n/o Red Mtn. n/o Mission Rd.	100	33676759	33841787	16502800	Unbundled

--- DELIVERIES ---

	Rate Per AF	Volume AF	Amount
Tier 1 Supply Rate	109.00	378.9	41,300.10
System Access Rate	143.00	378.9	54,182.70
Water Stewardship Rate	25.00	378.9	9,472.50
System Power Rate	110.00	378.9	41,679.00
Treatment Surcharge	167.00	378.9	63,276.30
Water Supply Surcharge	25.00	378.9	9,472.50
Delivery Subtotal		378.9	219,383.10

SD-08 Total 378.9 219,383.10

Meter No SD-09

Treated Domestic	Constant	Previous Reading	Current Reading	Volume (Cu. Ft.)	Rate Desc.
w/o Rainbow Glen. Rd. n/o Red Mtn.	100	7004164	7004164	0	Unbundled

--- DELIVERIES ---

SD-09 Total 0.0 0.00

Agency Name	Invoice No.	Rev.	Bill Period	Page No.	Mailed On	Due On
San Diego County Water Authority	6304	0	March 2009	4 of 6	04-10-09	05-29-09

Meter No SD-11

Untreated Domestic	Constant	Previous Reading	Current Reading	Volume (Cu. Ft.)	Rate Desc.
e/o Wilt Rd. n/o Dos Ninos Ave.	10,000	14147253	14239089	918360000	Unbundled

---	DELIVERIES ---	Rate Per AF	Volume AF	Amount
	Tier 1 Supply Rate	109.00	21,082.6	2,298,003.40
	System Access Rate	143.00	21,082.6	3,014,811.80
	Water Stewardship Rate	25.00	21,082.6	527,065.00
	System Power Rate	110.00	21,082.6	2,319,086.00
	Water Supply Surcharge	25.00	21,082.6	527,065.00
	Delivery Subtotal		21,082.6	8,686,031.20

---	ADJUSTMENT ---	Rate Per AF	Volume AF	Amount
	Jan 2009 adj basic to agr voided (Escondido)	322.00	-68.2	-21,960.40
	Jan 2009 adj basic to agr voided	412.00	68.2	28,098.40
	Jan 2009 adj basic to agr voided (Olivenhain)	322.00	-6.8	-2,189.60
	Jan 2009 adj basic to agr voided	412.00	6.8	2,801.60
	Jan 2009 adj basic to agr	412.00	-68.4	-28,180.80
	Jan 2009 adj basic to agr (Escondido)	322.00	68.4	22,024.80
	Jan 2009 adj basic to agr (Olivenhain)	322.00	6.9	2,221.80
	Jan 2009 adj basic to agr	412.00	-6.9	-2,842.80
	Jan 2009 adj basic to agr (Poway)	322.00	3.1	998.20
	Jan 2009 adj basic to agr	412.00	-3.1	-1,277.20
	Jan 2009 adj basic to agr (Vista)	322.00	1.2	386.40
	Jan 2009 adj basic to agr	412.00	-1.2	-494.40
	Feb 2009 adj basic to agr (Escondido)	322.00	28.8	9,273.60
	Feb 2009 adj basic to agr	412.00	-28.8	-11,865.60
	Feb 2009 adj basic to agr (Olivenhain)	322.00	11.1	3,574.20
	Feb 2009 adj basic to agr	412.00	-11.1	-4,573.20
	Feb 2009 adj basic to agr (Ramona)	322.00	22.6	7,277.20
	Feb 2009 adj basic to agr	412.00	-22.6	-9,311.20
	Feb 2009 adj basic to agr (City of San Diego)	322.00	6.0	1,932.00
	Feb 2009 adj basic to agr	412.00	-6.0	-2,472.00
	Feb 2009 adj basic to agr (Santa Fe Irrigation)	322.00	1.3	418.60
	Feb 2009 adj basic to agr	412.00	-1.3	-535.60
	Mar 2009 ADJ EXCH IID TO SDCWA	412.00	-8,364.0	-3,445,968.00
	Mar 2009 ADJ EXCH IID TO SDCWA (San Diego CWA)	278.00		2,325,192.00
	Adjustment Subtotal		-8,364.0	-1,127,472.00
	SD-11 Total		12,718.6	7,558,559.20

Meter No SD-GRP1

Recovered	Constant	Previous Reading	Current Reading	Volume (Cu. Ft.)	Rate Desc.
Recovered Greenbelt		N/A	N/A	N/A	Unbundled

---	ADJUSTMENT ---	Rate Per AF	Volume AF	Amount
	Mar 2009 GRP	608.00	271.0	164,768.00
	Mar 2009 GRP	858.00		-232,518.00
	Adjustment Subtotal		271.0	-67,750.00
	SD-GRP1 Total		271.0	-67,750.00

Meter No SD-RCL1

Reclaimed	Constant	Previous Reading	Current Reading	Volume (Cu. Ft.)	Rate Desc.
Reclaimed		N/A	N/A	N/A	Unbundled

---	ADJUSTMENT ---	Rate Per AF	Volume AF	Amount
	Mar 2009 LRP Contribution	250.00	41.6	-10,400.00
	Adjustment Subtotal		41.6	-10,400.00

Agency Name	Invoice No.	Rev.	Bill Period	Page No.	Mailed On	Due On
San Diego County Water Authority	6304	0	March 2009	5 of 6	04-10-09	05-29-09

SD-RCL1 Total 41.6 -10,400.00

Meter No SD-RCL10

Reclaimed	Constant	Previous Reading	Current Reading	Volume (Cu. Ft.)	Rate Desc.
Reclaimed		N/A	N/A	N/A	Unbundled

--- ADJUSTMENT ---

	Rate Per AF	Volume AF	Amount
Jan 2009 LRP Contribution	250.00	287.2	-71,800.00
Feb 2009 LRP Contribution	250.00	208.4	-52,100.00
Adjustment Subtotal		495.6	-123,900.00
SD-RCL10 Total		495.6	-123,900.00

Meter No SD-RCL11

Reclaimed	Constant	Previous Reading	Current Reading	Volume (Cu. Ft.)	Rate Desc.
Reclaimed		N/A	N/A	N/A	Unbundled

--- ADJUSTMENT ---

	Rate Per AF	Volume AF	Amount
Mar 2009 Contribution	250.00	17.4	-4,350.00
Adjustment Subtotal		17.4	-4,350.00
SD-RCL11 Total		17.4	-4,350.00

Meter No SD-RCL12

Reclaimed	Constant	Previous Reading	Current Reading	Volume (Cu. Ft.)	Rate Desc.
Reclaimed		N/A	N/A	N/A	Unbundled

--- ADJUSTMENT ---

	Rate Per AF	Volume AF	Amount
Feb 2009 LRP Contribution	250.00	31.6	-7,900.00
Adjustment Subtotal		31.6	-7,900.00
SD-RCL12 Total		31.6	-7,900.00

Meter No SD-RCL13

Reclaimed	Constant	Previous Reading	Current Reading	Volume (Cu. Ft.)	Rate Desc.
Reclaimed		N/A	N/A	N/A	Unbundled

--- ADJUSTMENT ---

	Rate Per AF	Volume AF	Amount
Mar 2009 Contribution	250.00	88.1	-22,025.00
Adjustment Subtotal		88.1	-22,025.00
SD-RCL13 Total		88.1	-22,025.00

Meter No SD-RCL6

Reclaimed	Constant	Previous Reading	Current Reading	Volume (Cu. Ft.)	Rate Desc.
Reclaimed		N/A	N/A	N/A	Unbundled

--- ADJUSTMENT ---

	Rate Per AF	Volume AF	Amount
Feb 2009 LRP Contribution	185.00	149.0	-27,565.00
Adjustment Subtotal		149.0	-27,565.00
SD-RCL6 Total		149.0	-27,565.00

Agency Name	Invoice No.	Rev.	Bill Period	Page No.	Mailed On	Due On
San Diego County Water Authority	6304	0	March 2009	6 of 6	04-10-09	05-29-09

Meter No SD-RCL9

Reclaimed	Constant	Previous Reading	Current Reading	Volume (Cu. Ft.)	Rate Desc.
		N/A	N/A	N/A	Unbundled

--- ADJUSTMENT ---

	Rate Per AF	Volume AF	Amount
Feb 2009 LPPRE	113.00	2.0	226.00
Feb 2009 LPPRE	267.00		-534.00
Adjustment Subtotal		2.0	-308.00
SD-RCL9 Total		2.0	-308.00

Meter No SDTJ-01A

Treated Domestic	Constant	Previous Reading	Current Reading	Volume (Cu. Ft.)	Rate Desc.
San Diego-Tijuana	133.68	2108698	2410472	40341299	Unbundled

--- DELIVERIES ---

	Rate Per AF	Volume AF	Amount
System Access Rate	143.00	926.1	132,432.30
Water Stewardship Rate	25.00	926.1	23,152.50
Treatment Surcharge	167.00	926.1	154,658.70
Delivery Subtotal		926.1	310,243.50

--- ADJUSTMENT ---

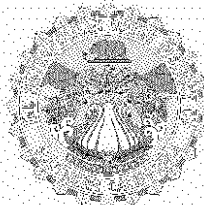
	Rate Per AF	Volume AF	Amount
OTAY Loss for Tijuana Delivery (Otay)	335.00	27.8	9,313.00
SD Loss for Tijuana Delivery (San Diego CWA)	335.00	9.5	3,182.50
MWD Loss for Tijuana Delivery	335.00	34.7	11,624.50
Adjustment Subtotal		72.0	24,120.00
SDTJ-01A Total		998.1	334,363.50

--- OTHER CHARGES AND CREDITS ---

	Amount
Variable Power-Treated 926.1AF @ Est.\$77.72/AF, 3/09 Tijuana Delivery	71,976.49
Variable Power-Treated (Loss) 72AF @ Est.\$77.72/AF, 3/09 Tijuana Delivery	5,595.84

VOLUME TOTAL	INVOICE TOTAL
35,566.8	\$17,627,140.13

This invoice was printed on 4/9/2009 at 8:26:53AM

**MWD**

METROPOLITAN WATER DISTRICT OF SOUTHERN CALIFORNIA

700 North Alameda Street

Los Angeles, CA, 90012-2944

INVOICE**Billed To:**

San Diego County Water Authority

**Service Address**4677 Overland Avenue
San Diego, CA 92123-1233

April 2009	Page No. 1 of 2
Mailed: 05/08/2009	Due Date: 06/30/2009
Invoice Number: 6332	Revision: 0

NOTICE

The MWD Administrative Code Section 4507 and 4508 require that payment must be made in "Good Funds" by the due date or the payment will be considered delinquent and an additional charge shall be assessed.

DELIVERIES

	Volume (AF)
Total Water Treated Delivered	11,604.4
Total Water Untreated Delivered	38,570.9

SALES

	Type	Volume (AF)	Rate (\$ /AF)	Total (\$)
Full Service	Tier 1 Supply Rate	39,721.7	\$109.00	\$4,329,665.30
	System Access Rate	39,721.7	\$143.00	\$5,680,203.10
	Water Stewardship Rate	39,721.7	\$25.00	\$993,042.50
	System Power Rate	39,721.7	\$110.00	\$4,369,387.00
	Water Supply Surcharge	39,721.7	\$25.00	\$993,042.50
	Treatment Surcharge	9,611.5	\$167.00	\$1,605,120.50
IAWP	Treated	1,160.7		\$539,725.50
	Untreated	96.7		\$31,137.40
SUBTOTAL				\$18,541,323.80

WATER MANAGEMENT

	Volume (AF)	Total (\$)
Local Resource Programs	711.8	(\$121,951.40)
SUBTOTAL		(\$121,951.40)

EXCHANGES, WHEELING, AND OTHER DELIVERIES

	Volume (AF)	Total (\$)
Tijuana Emergency Deliveries and Losses	927.1	\$310,578.50
IID San Diego Exchange UnTreated	8,364.0	\$2,325,192.00
		\$2,635,770.50

OTHER CHARGES AND CREDITS

	Rate (\$ /AF)	
Conservation Credit	(\$283,778.53)	
Readiness To Serve Charge(Payment Schedule: S)	\$6,310,338.00	
Capacity Charge(Payment Schedule: S)	\$4,406,400.00	
Miscellaneous Debit/Credit (See Detail)	\$93,600.01	
SUBTOTAL		\$10,526,559.48

ADDITIONAL INFORMATION

	Volume (AF)	Tier1 %	Peak Day	Flow (CFS)
Purchase Order Commitment (Jan 2003 to Dec 2012)	3,342,570.6			
Purchase Order Firm Delivery To Date (Jan 2003 to Dec 2012)	3,056,614.9			
Tier 1 Annual Limit (For Current Calendar Year)	501,385.6			
Tier 1 YTD Deliveries (For Current Calendar Year)	116,527.8	23.0		
Tier 1 Current Month Deliveries	39,689.5			
Capacity Charge			8/21/2007	1,296.0
Annual Peak Flow			1/31/2009	7.1

MWD2010-00275222

Agency Name	Invoice No.	Rev.	Bill Period	Page No.	Mailed On	Due On
San Diego County Water Authority	6332	0	April 2009	2 of 2	05-08-09	06-30-09

INVOICE TOTAL

Volume AF
42,618.0

Amount Now Due
\$31,581,702.38

Note: Amount Due is based on highlighted fields.



MWD
 METROPOLITAN WATER DISTRICT OF SOUTHERN CALIFORNIA
 700 North Alameda Street
 Los Angeles, CA, 90012-2944

INVOICE DETAIL

NOTICE

The MWD Administrative Code Section 4507 and 4508 require that payment must be made in "Good Funds" by the due date or the payment will be considered delinquent and an additional charge shall be assessed.

IN ACCORDANCE WITH READINGS AND BILLING DATA LISTED BELOW

Agency Name	Invoice No.	Rev.	Bill Period	Page No.	Mailed On	Due On
San Diego County Water Authority	6332	0	April 2009	1 of 6	05-08-09	06-30-09

Meter No. CM-10

Treated	Constant	Previous Reading	Current Reading	Volume (Cu. Ft.)	Rate Desc.
Treated Domestic		0	0	0	Unbundled

--- ADJUSTMENT ---			
	Rate Per AF	Volume AF	Amount
Apr 2009 - OC TO SD TRANSFER	579.00	62.7	36,303.30
Adjustment Subtotal		62.7	36,303.30
CM-10 Total		62.7	36,303.30

Meter No. SD-01A

Treated Domestic	Constant	Previous Reading	Current Reading	Volume (Cu. Ft.)	Rate Desc.
Rainbow Cyn. Rd. e/o Frontage Rd.	1,000	23777726	23887691	109965000	Unbundled

--- DELIVERIES ---			
	Rate Per AF	Volume AF	Amount
Tier 1 Supply Rate	109.00	2,524.4	275,159.60
System Access Rate	143.00	2,524.4	360,989.20
Water Stewardship Rate	25.00	2,524.4	63,110.00
System Power Rate	110.00	2,524.4	277,684.00
Treatment Surcharge	167.00	2,524.4	421,574.80
Water Supply Surcharge	25.00	2,524.4	63,110.00
Delivery Subtotal		2,524.4	1,461,627.60
SD-01A Total		2,524.4	1,461,627.60

Meter No. SD-01B

Treated Domestic	Constant	Previous Reading	Current Reading	Volume (Cu. Ft.)	Rate Desc.
Rainbow Cyn. Rd. e/o Frontage Rd.	1,000	23384893	23494183	109290000	Unbundled

--- DELIVERIES ---			
	Rate Per AF	Volume AF	Amount
Tier 1 Supply Rate	109.00	2,509.0	273,481.00
System Access Rate	143.00	2,509.0	358,787.00
Water Stewardship Rate	25.00	2,509.0	62,725.00
System Power Rate	110.00	2,509.0	275,990.00
Treatment Surcharge	167.00	2,509.0	419,003.00
Water Supply Surcharge	25.00	2,509.0	62,725.00
Delivery Subtotal		2,509.0	1,452,711.00
SD-01B Total		2,509.0	1,452,711.00

Agency Name	Invoice No.	Rev.	Bill Period	Page No.	Mailed On	Due On
San Diego County Water Authority	6332	0	April 2009	2 of 6	05-08-09	06-30-09

Meter No SD-02

Treated Domestic	Constant	Previous Reading	Current Reading	Volume (Cu. Ft.)	Rate Desc.
w/o Rainbow Glen Rd.	100	23043236	23186685	14344900	Unbundled

--- DELIVERIES ---	Rate Per AF	Volume AF	Amount
Tier 1 Supply Rate	109.00	329.3	35,893.70
System Access Rate	143.00	329.3	47,089.90
Water Stewardship Rate	25.00	329.3	8,232.50
System Power Rate	110.00	329.3	36,223.00
Treatment Surcharge	167.00	329.3	54,993.10
Water Supply Surcharge	25.00	329.3	8,232.50
Apr 2009, meter under 10% flow Tier 1 supply rate	109.00	0.5	54.50
Apr 2009, meter under 10% flow System access rate	143.00	0.5	71.50
Apr 2009, meter under 10% flow Water stewardship rate	25.00	0.5	12.50
Apr 2009, meter under 10% flow System power rate	110.00	0.5	55.00
Apr 2009, meter under 10% flow Treatment surcharge	167.00	0.5	83.50
Apr 2009, meter under 10% flow Water supply surcharge	25.00	0.5	12.50
Delivery Subtotal		329.8	190,954.20
SD-02 Total		329.8	190,954.20

Meter No SD-03

Untreated Domestic	Constant	Previous Reading	Current Reading	Volume (Cu. Ft.)	Rate Desc.
Rainbow Cyn. Rd. e/o Frontage Rd.	1,000	73997507	74649534	652027000	Unbundled

--- DELIVERIES ---	Rate Per AF	Volume AF	Amount
Tier 1 Supply Rate	109.00	14,968.5	1,631,566.50
System Access Rate	143.00	14,968.5	2,140,495.50
Water Stewardship Rate	25.00	14,968.5	374,212.50
System Power Rate	110.00	14,968.5	1,646,535.00
Water Supply Surcharge	25.00	14,968.5	374,212.50
Delivery Subtotal		14,968.5	6,167,022.00
SD-03 Total		14,968.5	6,167,022.00

Meter No SD-05

Treated Domestic	Constant	Previous Reading	Current Reading	Volume (Cu. Ft.)	Rate Desc.
s/o Reche Rd. w/o Wilt Rd.	100	8034387	8094622	6023500	Unbundled

--- DELIVERIES ---	Rate Per AF	Volume AF	Amount
Tier 1 Supply Rate	109.00	138.3	15,074.70
System Access Rate	143.00	138.3	19,776.90
Water Stewardship Rate	25.00	138.3	3,457.50
System Power Rate	110.00	138.3	15,213.00
Treatment Surcharge	167.00	138.3	23,096.10
Water Supply Surcharge	25.00	138.3	3,457.50
Delivery Subtotal		138.3	80,075.70
SD-05 Total		138.3	80,075.70

Meter No SD-07

Treated Domestic	Constant	Previous Reading	Current Reading	Volume (Cu. Ft.)	Rate Desc.
e/o Wilt Rd. n/o Dos Ninos Ave.	1,000	110706475	110950081	243606000	Unbundled

--- DELIVERIES ---	Rate Per AF	Volume AF	Amount
Tier 1 Supply Rate	109.00	5,592.4	609,571.60
System Access Rate	143.00	5,592.4	799,713.20
Water Stewardship Rate	25.00	5,592.4	139,810.00
System Power Rate	110.00	5,592.4	615,164.00
Treatment Surcharge	167.00	5,592.4	933,930.80

Agency Name	Invoice No.	Rev.	Bill Period	Page No.	Mailed On	Due On
San Diego County Water Authority	6332	0	April 2009	3 of 6	05-08-09	06-30-09

--- DELIVERIES ---

	Rate Per AF	Volume AF	Amount
Water Supply Surcharge	25.00	5,592.4	139,810.00
Apr 2009, meter under 10% flow Tier 1 supply rate	109.00	0.4	43.60
Apr 2009, meter under 10% flow System access rate	143.00	0.4	57.20
Apr 2009, meter under 10% flow Water stewardship rate	25.00	0.4	10.00
Apr 2009, meter under 10% flow System power rate	110.00	0.4	44.00
Apr 2009, meter under 10% flow Treatment surcharge	167.00	0.4	66.80
Apr 2009, meter under 10% flow Water supply surcharge	25.00	0.4	10.00
Delivery Subtotal		5,592.8	3,238,231.20

--- ADJUSTMENT ---

	Rate Per AF	Volume AF	Amount
Jan 2009 adj basic to agr voided (Rainbow)	465.00	-283.5	-131,827.50
Jan 2009 adj basic to agr voided	579.00	283.5	164,146.50
Jan 2009 adj basic to agr (Rainbow)	465.00	141.2	65,658.00
Jan 2009 adj basic to agr	579.00	-141.2	-81,754.80
Jan 2009 adj basic to agr (Rincon)	465.00	15.5	7,207.50
Jan 2009 adj basic to agr	579.00	-15.5	-8,974.50
Feb 2009 adj basic to agr (Rincon)	465.00	8.4	3,906.00
Feb 2009 adj basic to agr	579.00	-8.4	-4,863.60
Feb 2009 adj basic to agr (Vista)	465.00	0.7	325.50
Feb 2009 adj basic to agr	579.00	-0.7	-405.30
Mar 2009 adj basic to agr (Carlsbad Municipal)	465.00	64.9	30,178.50
Mar 2009 adj basic to agr	579.00	-64.9	-37,577.10
Mar 2009 adj basic to agr (Fallbrook)	465.00	189.5	88,117.50
Mar 2009 adj basic to agr	579.00	-189.5	-109,720.50
Mar 2009 adj basic to agr (Olivenhain)	465.00	0.7	325.50
Mar 2009 adj basic to agr	579.00	-0.7	-405.30
Mar 2009 adj basic to agr (Padre Dam)	465.00	17.9	8,323.50
Mar 2009 adj basic to agr	579.00	-17.9	-10,364.10
Mar 2009 adj basic to agr (Rainbow)	465.00	176.5	82,072.50
Mar 2009 adj basic to agr	579.00	-176.5	-102,193.50
Mar 2009 adj basic to agr (Ramona)	465.00	81.5	37,897.50
Mar 2009 adj basic to agr	579.00	-81.5	-47,188.50
Mar 2009 adj basic to agr (Vallecitos)	465.00	48.8	22,692.00
Mar 2009 adj basic to agr	579.00	-48.8	-28,255.20
Mar 2009 adj basic to agr (Valley Center)	465.00	698.6	324,849.00
Mar 2009 adj basic to agr	579.00	-698.6	-404,489.40
Apr 2009 ADJ FROM FULL SERVICE TO TIJUANA DELIVERY	579.00	-894.9	-518,147.10
Adjustment Subtotal		-894.9	-650,466.90

SD-07 Total	4,697.9	2,587,764.30
--------------------	----------------	---------------------

Meter No SD-08

Treated Domestic	Constant	Previous Reading	Current Reading	Volume (Cu. Ft.)	Rate Desc.
n/o Red Mtn. n/o Mission Rd.	100	33841787	34061293	21950600	Unbundled

--- DELIVERIES ---

	Rate Per AF	Volume AF	Amount
Tier 1 Supply Rate	109.00	503.9	54,925.10
System Access Rate	143.00	503.9	72,057.70
Water Stewardship Rate	25.00	503.9	12,597.50
System Power Rate	110.00	503.9	55,429.00
Treatment Surcharge	167.00	503.9	84,151.30
Water Supply Surcharge	25.00	503.9	12,597.50
Delivery Subtotal		503.9	291,758.10

SD-08 Total	503.9	291,758.10
--------------------	--------------	-------------------

Meter No SD-09

Treated Domestic	Constant	Previous Reading	Current Reading	Volume (Cu. Ft.)	Rate Desc.
w/o Rainbow Glen Rd. n/o Red Mtn.	100	7004164	7006862	269800	Unbundled

--- DELIVERIES ---

	Rate Per AF	Volume AF	Amount
Tier 1 Supply Rate	109.00	6.2	675.80

Agency Name	Invoice No.	Rev.	Bill Period	Page No.	Mailed On	Due On
San Diego County Water Authority	6332	0	April 2009	4 of 6	05-08-09	06-30-09

--- DELIVERIES ---

	Rate Per AF	Volume AF	Amount
System Access Rate	143.00	6.2	886.60
Water Stewardship Rate	25.00	6.2	155.00
System Power Rate	110.00	6.2	682.00
Treatment Surcharge	167.00	6.2	1,035.40
Water Supply Surcharge	25.00	6.2	155.00
Delivery Subtotal		6.2	3,589.80
SD-09 Total		6.2	3,589.80

Meter No SD-11

Untreated Domestic	Constant	Previous Reading	Current Reading	Volume (Cu. Ft.)	Rate Desc.
e/o Wilt Rd. n/o Dos Ninos Ave.	10,000	14239089	14341901	1028120000	Unbundled

--- DELIVERIES ---

	Rate Per AF	Volume AF	Amount
Tier 1 Supply Rate	109.00	23,602.4	2,572,661.60
System Access Rate	143.00	23,602.4	3,375,143.20
Water Stewardship Rate	25.00	23,602.4	590,060.00
System Power Rate	110.00	23,602.4	2,596,264.00
Water Supply Surcharge	25.00	23,602.4	590,060.00
Delivery Subtotal		23,602.4	9,724,188.80

--- ADJUSTMENT ---

	Rate Per AF	Volume AF	Amount
Feb 2009 adj basic to agr (Poway)	322.00	2.0	644.00
Feb 2009 adj basic to agr	412.00	-2.0	-824.00
Feb 2009 adj basic to agr (Vista)	322.00	1.8	579.60
Feb 2009 adj basic to agr	412.00	-1.8	-741.60
Mar 2009 adj basic to agr (Escondido)	322.00	79.8	25,695.60
Mar 2009 adj basic to agr	412.00	-79.8	-32,877.60
Mar 2009 adj basic to agr (Olivenhain)	322.00	11.3	3,638.60
Mar 2009 adj basic to agr	412.00	-11.3	-4,655.60
Mar 2009 adj basic to agr (Santa Fe Irrigation)	322.00	1.8	579.60
Mar 2009 adj basic to agr	412.00	-1.8	-741.60
Apr 2009 ADJ EXCH IID TO SDCWA	412.00	-8,364.0	-3,445,968.00
Apr 2009 ADJ EXCH IID TO SDCWA (San Diego CWA)	278.00		2,325,192.00
Adjustment Subtotal		-8,364.0	-1,128,479.00
SD-11 Total		15,238.4	8,594,709.80

Meter No SD-DS1

Desalted	Constant	Previous Reading	Current Reading	Volume (Cu. Ft.)	Rate Desc.
Desalted		N/A	N/A	N/A	Unbundled

--- ADJUSTMENT ---

	Rate Per AF	Volume AF	Amount
Mar 2009 LPPDS Contribution	100.00	146.5	-14,650.00
Apr 2009 LPPDS Contribution	100.00	146.0	-14,600.00
Adjustment Subtotal		292.5	-29,250.00
SD-DS1 Total		292.5	-29,250.00

Meter No SD-RCL1

Reclaimed	Constant	Previous Reading	Current Reading	Volume (Cu. Ft.)	Rate Desc.
Reclaimed		N/A	N/A	N/A	Unbundled

--- ADJUSTMENT ---

	Rate Per AF	Volume AF	Amount
Apr 2009 LRP Contribution	250.00	64.0	-16,000.00
Adjustment Subtotal		64.0	-16,000.00

Agency Name	Invoice No.	Rev.	Bill Period	Page No.	Mailed On	Due On
San Diego County Water Authority	6332	0	April 2009	5 of 6	05-08-09	06-30-09

SD-RCL1 Total 64.0 -16,000.00

Meter No SD-RCL10

Reclaimed	Constant	Previous Reading	Current Reading	Volume (Cu. Ft.)	Rate Desc.
Reclaimed		N/A	N/A	N/A	Unbundled

--- ADJUSTMENT ---

	Rate Per AF	Volume AF	Amount
Jan 2008 lrp contribution voided	250.00	-172.9	43,225.00
Jan 2008 LRP Contribution	250.00	293.1	-73,275.00
Feb 2008 lrp contribution voided	250.00	-249.2	62,300.00
Feb 2008 LRP Contribution	250.00	129.0	-32,250.00

Adjustment Subtotal 0.0 0.00

SD-RCL10 Total 0.0 0.00

Meter No SD-RCL11

Reclaimed	Constant	Previous Reading	Current Reading	Volume (Cu. Ft.)	Rate Desc.
Reclaimed		N/A	N/A	N/A	Unbundled

--- ADJUSTMENT ---

	Rate Per AF	Volume AF	Amount
Apr 2009 Contribution	250.00	34.4	-8,600.00

Adjustment Subtotal 34.4 -8,600.00

SD-RCL11 Total 34.4 -8,600.00

Meter No SD-RCL12

Reclaimed	Constant	Previous Reading	Current Reading	Volume (Cu. Ft.)	Rate Desc.
Reclaimed		N/A	N/A	N/A	Unbundled

--- ADJUSTMENT ---

	Rate Per AF	Volume AF	Amount
Mar 2009 LRP Contribution	250.00	20.0	-5,000.00

Adjustment Subtotal 20.0 -5,000.00

SD-RCL12 Total 20.0 -5,000.00

Meter No SD-RCL13

Reclaimed	Constant	Previous Reading	Current Reading	Volume (Cu. Ft.)	Rate Desc.
Reclaimed		N/A	N/A	N/A	Unbundled

--- ADJUSTMENT ---

	Rate Per AF	Volume AF	Amount
Apr 2009 Contribution	250.00	131.0	-32,750.00

Adjustment Subtotal 131.0 -32,750.00

SD-RCL13 Total 131.0 -32,750.00

Meter No SD-RCL15

Reclaimed	Constant	Previous Reading	Current Reading	Volume (Cu. Ft.)	Rate Desc.
Reclaimed		N/A	N/A	N/A	Unbundled

--- ADJUSTMENT ---

	Rate Per AF	Volume AF	Amount
Mar 2009 Contribution	150.00	22.8	-3,420.00

Adjustment Subtotal 22.8 -3,420.00

Agency Name	Invoice No.	Rev.	Bill Period	Page No.	Mailed On	Due On
San Diego County Water Authority	6332	0	April 2009	6 of 6	05-08-09	06-30-09

SD-RCL15 Total 22.8 -3,420.00

Meter No. SD-RCL6

Reclaimed	Constant	Previous Reading	Current Reading	Volume (Cu. Ft.)	Rate Desc.
Reclaimed		N/A	N/A	N/A	Unbundled

--- ADJUSTMENT ---

	Rate Per AF	Volume AF	Amount
Mar 2009 LRP Contribution	185.00	138.0	-25,530.00
Adjustment Subtotal		138.0	-25,530.00
SD-RCL6 Total		138.0	-25,530.00

Meter No. SD-RCL9

Reclaimed	Constant	Previous Reading	Current Reading	Volume (Cu. Ft.)	Rate Desc.
		N/A	N/A	N/A	Unbundled

--- ADJUSTMENT ---

	Rate Per AF	Volume AF	Amount
Mar 2009 LPPRE	113.00	9.1	1,028.30
Mar 2009 LPPRE	267.00		-2,429.70
Adjustment Subtotal		9.1	-1,401.40
SD-RCL9 Total		9.1	-1,401.40

Meter No. SDTJ-01A

Treated Domestic	Constant	Previous Reading	Current Reading	Volume (Cu. Ft.)	Rate Desc.
San Diego-Tijuana	133.68	2410472	2690750	37467703	Unbundled

--- DELIVERIES ---

	Rate Per AF	Volume AF	Amount
System Access Rate	143.00	860.2	123,008.60
Water Stewardship Rate	25.00	860.2	21,505.00
Treatment Surcharge	167.00	860.2	143,653.40
Delivery Subtotal		860.2	288,167.00

--- ADJUSTMENT ---

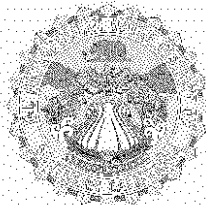
	Rate Per AF	Volume AF	Amount
OTAY Loss for Tijuana Delivery (Otay)	335.00	25.8	8,643.00
SD Loss for Tijuana Delivery (San Diego CWA)	335.00	8.9	2,981.50
MWD Loss for Tijuana Delivery	335.00	32.2	10,787.00
Adjustment Subtotal		66.9	22,411.50
SDTJ-01A Total		927.1	310,578.50

--- OTHER CHARGES AND CREDITS ---

	Amount
Conservation Ag # 66654	-537,232.20
Conservation Ag # 78189	253,453.67
Capacity Charge for current calendar year	4,406,400.00
Readiness to Serve Charge for current fiscal year	6,310,338.00
Variable Power-Treated 860.2AF @ Est.\$100.96/AF, 4/09 Tijuana Delivery	86,845.79
Variable Power-Treated (Loss) 66.9AF @ Est.\$100.96/AF, 4/09 Tijuana Delivery	6,754.22

VOLUME TOTAL	INVOICE TOTAL
42,618.0	\$31,581,702.38

This invoice was printed on 5/8/2009 at 10:34:02AM

**MWD**

METROPOLITAN WATER DISTRICT OF SOUTHERN CALIFORNIA

700 North Alameda Street

Los Angeles, CA, 90012-2944

INVOICE**Billed To:**

San Diego County Water Authority

**Service Address**4677 Overland Avenue
San Diego, CA 92123-1233

May 2009	Page No. 1 of 1
Mailed: 06/10/2009	Due Date: 07/31/2009
Invoice Number: 6360	Revision: 0

NOTICE

The MWD Administrative Code Section 4507 and 4508 require that payment must be made in "Good Funds" by the due date or the payment will be considered delinquent and an additional charge shall be assessed.

DELIVERIES

	Volume (AF)
Total Water Treated Delivered	17,710.4
Total Water Untreated Delivered	33,747.7

SALES

	Type	Volume (AF)	Rate (\$ /AF)	Total (\$)
Full Service	Tier 1 Supply Rate	40,462.7	\$109.00	\$4,410,434.30
	System Access Rate	40,462.7	\$143.00	\$5,786,166.10
	Water Stewardship Rate	40,462.7	\$25.00	\$1,011,567.50
	System Power Rate	40,462.7	\$110.00	\$4,450,897.00
	Water Supply Surcharge	40,462.7	\$25.00	\$1,011,567.50
	Treatment Surcharge	15,294.9	\$167.00	\$2,554,248.30
IAWP	Treated	1,917.6		\$891,684.00
	Untreated	215.9		\$69,519.80
SUBTOTAL				\$20,186,084.50

WATER MANAGEMENT

	Volume (AF)	Total (\$)
Local Resource Programs	2,253.3	(\$470,894.80)
SUBTOTAL		(\$470,894.80)

EXCHANGES, WHEELING, AND OTHER DELIVERIES

	Volume (AF)	Total (\$)
Tijuana Emergency Deliveries and Losses	584.1	\$195,673.50
IID San Diego Exchange UnTreated	8,364.0	\$2,325,192.00
		\$2,520,865.50

OTHER CHARGES AND CREDITS

	Rate (\$ /AF)	
Conservation Credit	\$451,354.80	
Miscellaneous Debit/Credit (See Detail)	(\$56,785.11)	
SUBTOTAL		\$394,569.69

ADDITIONAL INFORMATION

	Volume (AF)	Tier1 %	Peak Day	Flow (CFS)
Purchase Order Commitment (Jan 2003 to Dec 2012)	3,342,570.6			
Purchase Order Firm Delivery To Date (Jan 2003 to Dec 2012)	3,097,037.0			
Tier 1 Annual Limit (For Current Calendar Year)	501,385.6			
Tier 1 YTD Deliveries (For Current Calendar Year)	156,938.0	31.0		
Tier 1 Current Month Deliveries	40,442.4			
Capacity Charge			8/21/2007	1,296.0
Annual Peak Flow			1/31/2009	7.1

INVOICE TOTAL

Volume AF

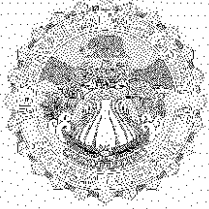
45,433.6

Amount Now Due

\$22,630,624.89

Note: Amount Due is Based on highlighted fields

MWD2010-00275230



MWD
 METROPOLITAN WATER DISTRICT OF SOUTHERN CALIFORNIA
 700 North Alameda Street
 Los Angeles, CA, 90012-2944

INVOICE DETAIL

NOTICE

The MWD Administrative Code Section 4507 and 4508 require that payment must be made in "Good Funds" by the due date or the payment will be considered delinquent and an additional charge shall be assessed.

IN ACCORDANCE WITH READINGS AND BILLING DATA LISTED BELOW

Agency Name	Invoice No.	Rev.	Bill Period	Page No.	Mailed On	Due On
San Diego County Water Authority	6360	0	May 2009	1 of 6	06-10-09	07-31-09

Meter No CM-10

Treated	Constant	Previous Reading	Current Reading	Volume (Cu. Ft.)	Rate Desc.
Treated Domestic		0	0	0	Unbundled

--- ADJUSTMENT ---

	Rate Per AF	Volume AF	Amount
May 2009 - OC TO SD TRANSFER	579.00	65.9	38,156.10
Adjustment Subtotal		65.9	38,156.10
CM-10 Total		65.9	38,156.10

Meter No SD-01A

Treated Domestic	Constant	Previous Reading	Current Reading	Volume (Cu. Ft.)	Rate Desc.
Rainbow Cyn. Rd. e/o Frontage Rd.	1,000	23887691	24028063	140372000	Unbundled

--- DELIVERIES ---

	Rate Per AF	Volume AF	Amount
Tier 1 Supply Rate	109.00	3,222.5	351,252.50
System Access Rate	143.00	3,222.5	460,817.50
Water Stewardship Rate	25.00	3,222.5	80,562.50
System Power Rate	110.00	3,222.5	354,475.00
Treatment Surcharge	167.00	3,222.5	538,157.50
Water Supply Surcharge	25.00	3,222.5	80,562.50
Delivery Subtotal		3,222.5	1,865,827.50
SD-01A Total		3,222.5	1,865,827.50

Meter No SD-01B

Treated Domestic	Constant	Previous Reading	Current Reading	Volume (Cu. Ft.)	Rate Desc.
Rainbow Cyn. Rd. e/o Frontage Rd.	1,000	23494183	23634226	140043000	Unbundled

--- DELIVERIES ---

	Rate Per AF	Volume AF	Amount
Tier 1 Supply Rate	109.00	3,214.9	350,424.10
System Access Rate	143.00	3,214.9	459,730.70
Water Stewardship Rate	25.00	3,214.9	80,372.50
System Power Rate	110.00	3,214.9	353,639.00
Treatment Surcharge	167.00	3,214.9	536,888.30
Water Supply Surcharge	25.00	3,214.9	80,372.50
Delivery Subtotal		3,214.9	1,861,427.10
SD-01B Total		3,214.9	1,861,427.10

Agency Name	Invoice No.	Rev.	Bill Period	Page No.	Mailed On	Due On
San Diego County Water Authority	6360	0	May 2009	2 of 6	06-10-09	07-31-09

Meter No SD-02

Treated Domestic	Constant	Previous Reading	Current Reading	Volume (Cu. Ft.)	Rate Desc.
w/o Rainbow Glen Rd.	100	23186685	23330013	14332800	Unbundled

--- DELIVERIES ---	Rate Per AF	Volume AF	Amount
Tier 1 Supply Rate	109.00	329.0	35,861.00
System Access Rate	143.00	329.0	47,047.00
Water Stewardship Rate	25.00	329.0	8,225.00
System Power Rate	110.00	329.0	36,190.00
Treatment Surcharge	167.00	329.0	54,943.00
Water Supply Surcharge	25.00	329.0	8,225.00
May 2009, meter under 10% flow Tier 1 supply rate	109.00	0.7	76.30
May 2009, meter under 10% flow System access rate	143.00	0.7	100.10
May 2009, meter under 10% flow Water stewardship rate	25.00	0.7	17.50
May 2009, meter under 10% flow System power rate	110.00	0.7	77.00
May 2009, meter under 10% flow Treatment surcharge	167.00	0.7	116.90
May 2009, meter under 10% flow Water supply surcharge	25.00	0.7	17.50
Delivery Subtotal		329.7	190,896.30
SD-02 Total		329.7	190,896.30

Meter No SD-03

Untreated Domestic	Constant	Previous Reading	Current Reading	Volume (Cu. Ft.)	Rate Desc.
Rainbow Cyn. Rd. e/o Frontage Rd.	1,000	74649534	75293423	643889000	Unbundled

--- DELIVERIES ---	Rate Per AF	Volume AF	Amount
Tier 1 Supply Rate	109.00	14,781.7	1,611,205.30
System Access Rate	143.00	14,781.7	2,113,783.10
Water Stewardship Rate	25.00	14,781.7	369,542.50
System Power Rate	110.00	14,781.7	1,625,987.00
Water Supply Surcharge	25.00	14,781.7	369,542.50
Delivery Subtotal		14,781.7	6,090,060.40
SD-03 Total		14,781.7	6,090,060.40

Meter No SD-05

Treated Domestic	Constant	Previous Reading	Current Reading	Volume (Cu. Ft.)	Rate Desc.
s/o Reche Rd. w/o Wilt Rd.	100	8094622	8195696	10107400	Unbundled

--- DELIVERIES ---	Rate Per AF	Volume AF	Amount
Tier 1 Supply Rate	109.00	232.0	25,288.00
System Access Rate	143.00	232.0	33,176.00
Water Stewardship Rate	25.00	232.0	5,800.00
System Power Rate	110.00	232.0	25,520.00
Treatment Surcharge	167.00	232.0	38,744.00
Water Supply Surcharge	25.00	232.0	5,800.00
Delivery Subtotal		232.0	134,328.00
SD-05 Total		232.0	134,328.00

Meter No SD-07

Treated Domestic	Constant	Previous Reading	Current Reading	Volume (Cu. Ft.)	Rate Desc.
e/o Wilt Rd. n/o Dos Ninos Ave.	1,000	110950081	111392866	442785000	Unbundled

--- DELIVERIES ---	Rate Per AF	Volume AF	Amount
Tier 1 Supply Rate	109.00	10,164.9	1,107,974.10
System Access Rate	143.00	10,164.9	1,453,580.70
Water Stewardship Rate	25.00	10,164.9	254,122.50
System Power Rate	110.00	10,164.9	1,118,139.00
Treatment Surcharge	167.00	10,164.9	1,697,538.30

Agency Name	Invoice No.	Rev.	Bill Period	Page No.	Mailed On	Due On
San Diego County Water Authority	6360	0	May 2009	3 of 6	06-10-09	07-31-09

--- DELIVERIES ---

	Rate Per AF	Volume AF	Amount
Water Supply Surcharge	25.00	10,164.9	254,122.50
May 2009, meter under 10% flow Tier 1 supply rate	109.00	0.2	21.80
May 2009, meter under 10% flow System access rate	143.00	0.2	28.60
May 2009, meter under 10% flow Water stewardship rate	25.00	0.2	5.00
May 2009, meter under 10% flow System power rate	110.00	0.2	22.00
May 2009, meter under 10% flow Treatment surcharge	167.00	0.2	33.40
May 2009, meter under 10% flow Water supply surcharge	25.00	0.2	5.00
Delivery Subtotal		10,165.1	5,885,592.90

--- ADJUSTMENT ---

	Rate Per AF	Volume AF	Amount
Mar 2009 adj basic to agr (Vista)	465.00	1.4	651.00
Mar 2009 adj basic to agr	579.00	-1.4	-810.60
Mar 2009 adj basic to agr (City of San Diego)	465.00	0.5	232.50
Mar 2009 adj basic to agr	579.00	-0.5	-289.50
Apr 2009 adj basic to agr (Yuima)	465.00	59.7	27,760.50
Apr 2009 adj basic to agr	579.00	-59.7	-34,566.30
Apr 2009 adj basic to agr (Valley Center)	465.00	913.1	424,591.50
Apr 2009 adj basic to agr	579.00	-913.1	-528,684.90
Apr 2009 adj basic to agr (Vallecitos)	465.00	57.9	26,923.50
Apr 2009 adj basic to agr	579.00	-57.9	-33,524.10
Apr 2009 adj basic to agr (City of San Diego)	465.00	1.9	883.50
Apr 2009 adj basic to agr	579.00	-1.9	-1,100.10
Apr 2009 adj basic to agr (Ramona)	465.00	211.2	98,208.00
Apr 2009 adj basic to agr	579.00	-211.2	-122,284.80
Apr 2009 adj basic to agr (Rainbow)	465.00	331.9	154,333.50
Apr 2009 adj basic to agr	579.00	-331.9	-192,170.10
Apr 2009 adj basic to agr (Padre Dam)	465.00	49.9	23,203.50
Apr 2009 adj basic to agr	579.00	-49.9	-28,892.10
Apr 2009 adj basic to agr (Olivenhain)	465.00	1.8	837.00
Apr 2009 adj basic to agr	579.00	-1.8	-1,042.20
Apr 2009 adj basic to agr (Fallbrook)	465.00	236.4	109,926.00
Apr 2009 adj basic to agr	579.00	-236.4	-136,875.60
Apr 2009 adj basic to agr (Carlsbad Municipal)	465.00	51.9	24,133.50
Apr 2009 adj basic to agr	579.00	-51.9	-30,050.10
May 2009 ADJ FROM FULL SERVICE TO TIJUANA DELIVERY	579.00	-563.8	-326,440.20
Adjustment Subtotal		-563.8	-545,046.60
SD-07 Total		9,601.3	5,340,546.30

Meter No SD-08

Treated Domestic	Constant	Previous Reading	Current Reading	Volume (Cu. Ft.)	Rate Desc.
n/o Red Mtn. n/o Mission Rd.	100	34061293	34298628	23733500	Unbundled

--- DELIVERIES ---

	Rate Per AF	Volume AF	Amount
Tier 1 Supply Rate	109.00	544.8	59,383.20
System Access Rate	143.00	544.8	77,906.40
Water Stewardship Rate	25.00	544.8	13,620.00
System Power Rate	110.00	544.8	59,928.00
Treatment Surcharge	167.00	544.8	90,981.60
Water Supply Surcharge	25.00	544.8	13,620.00
Delivery Subtotal		544.8	315,439.20
SD-08 Total		544.8	315,439.20

Meter No SD-09

Treated Domestic	Constant	Previous Reading	Current Reading	Volume (Cu. Ft.)	Rate Desc.
w/o Rainbow Glen. Rd. n/o Red Mtn.	100	7006862	7007476	61400	Unbundled

--- DELIVERIES ---

	Rate Per AF	Volume AF	Amount
Tier 1 Supply Rate	109.00	1.4	152.60
System Access Rate	143.00	1.4	200.20
Water Stewardship Rate	25.00	1.4	35.00

Agency Name	Invoice No.	Rev.	Bill Period	Page No.	Mailed On	Due On
San Diego County Water Authority	6360	0	May 2009	4 of 6	06-10-09	07-31-09

--- DELIVERIES ---

	Rate Per AF	Volume AF	Amount
System Power Rate	110.00	1.4	154.00
Treatment Surcharge	167.00	1.4	233.80
Water Supply Surcharge	25.00	1.4	35.00
Delivery Subtotal		1.4	810.60
SD-09 Total		1.4	810.60

Meter No SD-11

Untreated Domestic	Constant	Previous Reading	Current Reading	Volume (Cu. Ft.)	Rate Desc.
e/o Wilt Rd. n/o Dos Ninos Ave.	10.000	14341901	14424517	826160000	Unbundled

--- DELIVERIES ---

	Rate Per AF	Volume AF	Amount
Tier 1 Supply Rate	109.00	18,966.0	2,067,294.00
System Access Rate	143.00	18,966.0	2,712,138.00
Water Stewardship Rate	25.00	18,966.0	474,150.00
System Power Rate	110.00	18,966.0	2,086,260.00
Water Supply Surcharge	25.00	18,966.0	474,150.00
Delivery Subtotal		18,966.0	7,813,992.00

--- ADJUSTMENT ---

	Rate Per AF	Volume AF	Amount
Mar 2009 adj basic to agr (Vista)	322.00	0.9	289.80
Mar 2009 adj basic to agr	412.00	-0.9	-370.80
Mar 2009 adj basic to agr (City of San Diego)	322.00	4.4	1,416.80
Mar 2009 adj basic to agr	412.00	-4.4	-1,812.80
Apr 2009 adj basic to agr (Santa Fe Irrigation)	322.00	7.8	2,511.60
Apr 2009 adj basic to agr	412.00	-7.8	-3,213.60
Apr 2009 adj basic to agr (City of San Diego)	322.00	11.1	3,574.20
Apr 2009 adj basic to agr	412.00	-11.1	-4,573.20
Apr 2009 adj basic to agr (Olivenhain)	322.00	32.4	10,432.80
Apr 2009 adj basic to agr	412.00	-32.4	-13,348.80
Apr 2009 adj basic to agr (Escondido)	322.00	159.3	51,294.60
Apr 2009 adj basic to agr	412.00	-159.3	-65,831.60
May 2009 ADJ EXCH IID TO SDCWA	412.00	-8,364.0	-3,445,968.00
May 2009 ADJ EXCH IID TO SDCWA (San Diego CWA)	278.00		2,325,192.00
Adjustment Subtotal		-8,364.0	-1,140,207.00
SD-11 Total		10,602.0	6,673,785.00

Meter No SD-DS1

Desalted	Constant	Previous Reading	Current Reading	Volume (Cu. Ft.)	Rate Desc.
Desalted		N/A	N/A	N/A	Unbundled

--- ADJUSTMENT ---

	Rate Per AF	Volume AF	Amount
May 2009 LPPDS Contribution	100.00	134.0	-13,400.00
Adjustment Subtotal		134.0	-13,400.00
SD-DS1 Total		134.0	-13,400.00

Meter No SD-RCL10

Reclaimed	Constant	Previous Reading	Current Reading	Volume (Cu. Ft.)	Rate Desc.
Reclaimed		N/A	N/A	N/A	Unbundled

--- ADJUSTMENT ---

	Rate Per AF	Volume AF	Amount
Mar 2009 LRP Contribution	250.00	206.9	-51,725.00
Apr 2009 LRP Contribution	250.00	420.6	-105,150.00
Adjustment Subtotal		627.5	-156,875.00

Agency Name	Invoice No.	Rev.	Bill Period	Page No.	Mailed On	Due On
San Diego County Water Authority	6360	0	May 2009	5 of 6	06-10-09	07-31-09

SD-RCL10 Total	627.5	-156,875.00
-----------------------	-------	-------------

Meter No SD-RCL11

Reclaimed	Constant	Previous Reading	Current Reading	Volume (Cu. Ft.)	Rate Desc.
Reclaimed		N/A	N/A	N/A	Unbundled

--- ADJUSTMENT ---			Rate Per AF	Volume AF	Amount
May 2009 Contribution			250.00	56.6	-14,150.00
			Adjustment Subtotal	56.6	-14,150.00
			SD-RCL11 Total	56.6	-14,150.00

Meter No SD-RCL12

Reclaimed	Constant	Previous Reading	Current Reading	Volume (Cu. Ft.)	Rate Desc.
Reclaimed		N/A	N/A	N/A	Unbundled

--- ADJUSTMENT ---			Rate Per AF	Volume AF	Amount
Apr 2009 LRP Contribution			250.00	47.8	-11,950.00
			Adjustment Subtotal	47.8	-11,950.00
			SD-RCL12 Total	47.8	-11,950.00

Meter No SD-RCL13

Reclaimed	Constant	Previous Reading	Current Reading	Volume (Cu. Ft.)	Rate Desc.
Reclaimed		N/A	N/A	N/A	Unbundled

--- ADJUSTMENT ---			Rate Per AF	Volume AF	Amount
May 2009 Contribution			250.00	138.5	-34,625.00
			Adjustment Subtotal	138.5	-34,625.00
			SD-RCL13 Total	138.5	-34,625.00

Meter No SD-RCL15

Reclaimed	Constant	Previous Reading	Current Reading	Volume (Cu. Ft.)	Rate Desc.
Reclaimed		N/A	N/A	N/A	Unbundled

--- ADJUSTMENT ---			Rate Per AF	Volume AF	Amount
Apr 2009 Contribution			150.00	87.2	-13,080.00
			Adjustment Subtotal	87.2	-13,080.00
			SD-RCL15 Total	87.2	-13,080.00

Meter No SD-RCL6

Reclaimed	Constant	Previous Reading	Current Reading	Volume (Cu. Ft.)	Rate Desc.
Reclaimed		N/A	N/A	N/A	Unbundled

--- ADJUSTMENT ---			Rate Per AF	Volume AF	Amount
Apr 2009 LRP Contribution			185.00	311.0	-57,535.00
			Adjustment Subtotal	311.0	-57,535.00
			SD-RCL6 Total	311.0	-57,535.00

Agency Name	Invoice No.	Rev.	Bill Period	Page No.	Mailed On	Due On
San Diego County Water Authority	6360	0	May 2009	6 of 6	06-10-09	07-31-09

Meter No SD-RCL8

Reclaimed	Constant	Previous Reading	Current Reading	Volume (Cu. Ft.)	Rate Desc.
Reclaimed		N/A	N/A	N/A	Unbundled

--- ADJUSTMENT ---		Rate Per AF	Volume AF	Amount
Jan 2009 LRP Contribution		200.00	125.5	-25,100.00
Feb 2009 LRP Contribution		200.00	117.2	-23,440.00
Mar 2009 LRP Contribution		200.00	193.1	-38,620.00
Apr 2009 LRP Contribution		200.00	396.2	-79,240.00
Adjustment Subtotal			832.0	-166,400.00
SD-RCL8 Total			832.0	-166,400.00

Meter No SD-RCL9

Reclaimed	Constant	Previous Reading	Current Reading	Volume (Cu. Ft.)	Rate Desc.
		N/A	N/A	N/A	Unbundled

--- ADJUSTMENT ---		Rate Per AF	Volume AF	Amount
Apr 2009 LPPRE		113.00	18.7	2,113.10
Apr 2009 LPPRE		267.00		-4,992.90
Adjustment Subtotal			18.7	-2,879.80
SD-RCL9 Total			18.7	-2,879.80

Meter No SDTJ-01A

Treated Domestic	Constant	Previous Reading	Current Reading	Volume (Cu. Ft.)	Rate Desc.
San Diego-Tijuana	133.68	2690750	2867339	23606506	Unbundled

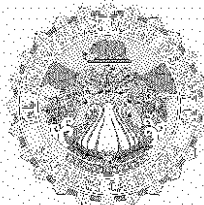
--- DELIVERIES ---		Rate Per AF	Volume AF	Amount
System Access Rate		143.00	541.9	77,491.70
Water Stewardship Rate		25.00	541.9	13,547.50
Treatment Surcharge		167.00	541.9	90,497.30
Delivery Subtotal			541.9	181,536.50

--- ADJUSTMENT ---		Rate Per AF	Volume AF	Amount
OTAY Loss for Tijuana Delivery (Otay)		335.00	16.3	5,460.50
SD Loss for Tijuana Delivery (San Diego CWA)		335.00	5.6	1,876.00
MWD Loss for Tijuana Delivery		335.00	20.3	6,800.50
Adjustment Subtotal			42.2	14,137.00
SDTJ-01A Total			584.1	195,673.50

--- OTHER CHARGES AND CREDITS ---		Amount
Conservation Ag # 66654		18,106.20
Conservation Ag # 78189		433,248.60
LPPDS Recon FY07/08 SD-DS1 (Oceanside Desalter) Jan08-Jun08 (\$44 x 872af)		-38,368.00
LPPDS Recon FY07/08 SD-DS1 (Oceanside Desalter) Jul07-Dec07 (\$71 x 1004af)		-71,284.00
Variable Power-Treated 541.9AF @Est.\$90.51/AF, 5/09 Tijuana Delivery		49,047.37
Variable Power-Treated (Loss) 42.2AF @Est.\$90.51/AF, 5/09 Tijuana Delivery		3,819.52

VOLUME TOTAL	INVOICE TOTAL
45,433.6	\$22,630,624.89

This invoice was printed on 6/8/2009 at 1:18:33PM

**MWD**

METROPOLITAN WATER DISTRICT OF SOUTHERN CALIFORNIA

700 North Alameda Street

Los Angeles, CA, 90012-2944

INVOICE**Billed To:**

San Diego County Water Authority

**Service Address**4677 Overland Avenue
San Diego, CA 92123-1233

June 2009	Page No. 1 of 2
Mailed: 07/10/2009	Due Date: 08/31/2009
Invoice Number: 6388	Revision: 0

NOTICE

The MWD Administrative Code Section 4507 and 4508 require that payment must be made in "Good Funds" by the due date or the payment will be considered delinquent and an additional charge shall be assessed.

DELIVERIES

	Volume (AF)
Total Water Treated Delivered	11,913.2
Total Water Untreated Delivered	38,060.6

SALES

	Type	Volume (AF)	Rate (\$ /AF)	Total (\$)
Full Service	Tier 1 Supply Rate	38,462.1	\$109.00	\$4,192,368.90
	System Access Rate	38,462.1	\$143.00	\$5,500,080.30
	Water Stewardship Rate	38,462.1	\$25.00	\$961,552.50
	System Power Rate	38,462.1	\$110.00	\$4,230,831.00
	Water Supply Surcharge	38,462.1	\$25.00	\$961,552.50
	Treatment Surcharge	8,977.4	\$167.00	\$1,499,225.80
IAWP	Treated	2,547.2		\$1,184,448.00
	Untreated	211.9		\$68,231.80
SUBTOTAL				\$18,598,290.80

MISCELLANEOUS SALES

	Volume (AF)	Total (\$)
Surface Storage Operating Agreement - UT, Scheduled	331.8	\$116,461.80
		\$116,461.80

WATER MANAGEMENT

	Volume (AF)	Total (\$)
Local Resource Programs	1,836.1	(\$404,845.50)
SUBTOTAL		(\$404,845.50)

EXCHANGES, WHEELING, AND OTHER DELIVERIES

	Volume (AF)	Total (\$)
Tijuana Emergency Deliveries and Losses	479.3	\$160,565.50
IID San Diego Exchange UnTreated	8,364.0	\$2,325,192.00
		\$2,485,757.50

OTHER CHARGES AND CREDITS

	Rate (\$ /AF)	Total (\$)
Conservation Debit/Credit		\$66,043.75
Miscellaneous Debit/Credit (See Detail)		\$42,166.04
SUBTOTAL		\$108,209.79

ADDITIONAL INFORMATION

	Volume (AF)	Tier1 %	Peak Day	Flow (CFS)
Purchase Order Commitment (Jan 2003 to Dec 2012)	3,342,570.6			
Purchase Order Firm Delivery To Date (Jan 2003 to Dec 2012)	3,135,482.4			
Tier 1 Annual Limit (For Current Calendar Year)	543,778.4			
Tier 1 YTD Deliveries (For Current Calendar Year)	195,379.8	36.0		
Tier 1 Current Month Deliveries	38,462.1			
Capacity Charge			8/21/2007	1,296.0
Annual Peak Flow			1/31/2009	7.1

MWD2010-00275237

Agency Name	Invoice No.	Rev.	Bill Period	Page No.	Mailed On	Due On
San Diego County Water Authority	6388	0	June 2009	2 of 2	07-10-09	08-31-09

INVOICE TOTAL

Volume AF
43,868.4

Amount Now Due
\$20,903,874.39

Note: Amount Due is based on highlighted fields.



MWD

METROPOLITAN WATER DISTRICT OF SOUTHERN CALIFORNIA

700 North Alameda Street

Los Angeles, CA, 90012-2944

INVOICE DETAIL

NOTICE
The MWD Administrative Code Section 4507 and 4508 require that payment must be made in "Good Funds" by the due date or the payment will be considered delinquent and an additional charge shall be assessed.

IN ACCORDANCE WITH READINGS AND BILLING DATA LISTED BELOW

Agency Name	Invoice No.	Rev.	Bill Period	Page No.	Mailed On	Due On
San Diego County Water Authority	6388	0	June 2009	1 of 7	07-10-09	08-31-09

Meter No CM-10

Treated	Constant	Previous Reading	Current Reading	Volume (Cu. Ft.)	Rate Desc
Treated Domestic		0	0	0	Unbundled

--- ADJUSTMENT ---	Rate Per AF	Volume AF	Amount
Jun 2009 ADJ OC TO SD TRANSFER	579.00	74.0	42,846.00
Adjustment Subtotal		74.0	42,846.00
CM-10 Total		74.0	42,846.00

Meter No SD-01A

Treated Domestic	Constant	Previous Reading	Current Reading	Volume (Cu. Ft.)	Rate Desc
Rainbow Cyn. Rd. e/o Frontage Rd.	1,000	24028063	24137162	109099000	Unbundled

--- DELIVERIES ---	Rate Per AF	Volume AF	Amount
Tier 1 Supply Rate	109.00	2,504.6	273,001.40
System Access Rate	143.00	2,504.6	358,157.80
Water Stewardship Rate	25.00	2,504.6	62,615.00
System Power Rate	110.00	2,504.6	275,506.00
Treatment Surcharge	167.00	2,504.6	418,268.20
Water Supply Surcharge	25.00	2,504.6	62,615.00
Delivery Subtotal		2,504.6	1,450,163.40
SD-01A Total		2,504.6	1,450,163.40

Meter No SD-01B

Treated Domestic	Constant	Previous Reading	Current Reading	Volume (Cu. Ft.)	Rate Desc
Rainbow Cyn. Rd. e/o Frontage Rd.	1,000	23634226	23742688	108462000	Unbundled

--- DELIVERIES ---	Rate Per AF	Volume AF	Amount
Tier 1 Supply Rate	109.00	2,489.9	271,399.10
System Access Rate	143.00	2,489.9	356,055.70
Water Stewardship Rate	25.00	2,489.9	62,247.50
System Power Rate	110.00	2,489.9	273,889.00
Treatment Surcharge	167.00	2,489.9	415,813.30
Water Supply Surcharge	25.00	2,489.9	62,247.50
Delivery Subtotal		2,489.9	1,441,652.10
SD-01B Total		2,489.9	1,441,652.10

Agency Name	Invoice No.	Rev.	Bill Period	Page No.	Mailed On	Due On
San Diego County Water Authority	6388	0	June 2009	2 of 7	07-10-09	08-31-09

Meter No SD-02

Treated Domestic	Constant	Previous Reading	Current Reading	Volume (Cu. Ft.)	Rate Desc.
w/o Rainbow Glen Rd.	100	23330013	23478502	14848900	Unbundled

--- DELIVERIES ---	Rate Per AF	Volume AF	Amount
Tier 1 Supply Rate	109.00	340.9	37,158.10
System Access Rate	143.00	340.9	48,748.70
Water Stewardship Rate	25.00	340.9	8,522.50
System Power Rate	110.00	340.9	37,499.00
Treatment Surcharge	167.00	340.9	56,930.30
Water Supply Surcharge	25.00	340.9	8,522.50
Delivery Subtotal		340.9	197,381.10
SD-02 Total		340.9	197,381.10

Meter No SD-03

Untreated Domestic	Constant	Previous Reading	Current Reading	Volume (Cu. Ft.)	Rate Desc.
Rainbow Cyn. Rd. e/o Frontage Rd.	1,000	75293423	75918083	624660000	Unbundled

--- DELIVERIES ---	Rate Per AF	Volume AF	Amount
Tier 1 Supply Rate	109.00	14,340.2	1,563,081.80
System Access Rate	143.00	14,340.2	2,050,648.60
Water Stewardship Rate	25.00	14,340.2	358,505.00
System Power Rate	110.00	14,340.2	1,577,422.00
Water Supply Surcharge	25.00	14,340.2	358,505.00
Delivery Subtotal		14,340.2	5,908,162.40
SD-03 Total		14,340.2	5,908,162.40

Meter No SD-05

Treated Domestic	Constant	Previous Reading	Current Reading	Volume (Cu. Ft.)	Rate Desc.
s/o Reche Rd. w/o Wilt Rd.	100	8195696	8286932	9123600	Unbundled

--- DELIVERIES ---	Rate Per AF	Volume AF	Amount
Tier 1 Supply Rate	109.00	209.4	22,824.60
System Access Rate	143.00	209.4	29,944.20
Water Stewardship Rate	25.00	209.4	5,235.00
System Power Rate	110.00	209.4	23,034.00
Treatment Surcharge	167.00	209.4	34,969.80
Water Supply Surcharge	25.00	209.4	5,235.00
Delivery Subtotal		209.4	121,242.60
SD-05 Total		209.4	121,242.60

Meter No SD-07

Treated Domestic	Constant	Previous Reading	Current Reading	Volume (Cu. Ft.)	Rate Desc.
e/o Wilt Rd. n/o Dos Ninos Ave.	1,000	111392866	111646818	253952000	Unbundled

--- DELIVERIES ---	Rate Per AF	Volume AF	Amount
Tier 1 Supply Rate	109.00	5,829.9	635,459.10
System Access Rate	143.00	5,829.9	833,675.70
Water Stewardship Rate	25.00	5,829.9	145,747.50
System Power Rate	110.00	5,829.9	641,289.00
Treatment Surcharge	167.00	5,829.9	973,593.30
Water Supply Surcharge	25.00	5,829.9	145,747.50
Delivery Subtotal		5,829.9	3,375,512.10

--- ADJUSTMENT ---	Rate Per AF	Volume AF	Amount
Mar 2009 adj basic to agr (Rincon)	465.00	29.0	13,485.00

Agency Name	Invoice No.	Rev.	Bill Period	Page No.	Mailed On	Due On
San Diego County Water Authority	6388	0	June 2009	3 of 7	07-10-09	08-31-09

--- ADJUSTMENT ---

	Rate Per AF	Volume AF	Amount
Mar 2009 adj basic to agr	579.00	-29.0	-16,791.00
Apr 2009 adj basic to agr (Rincon)	465.00	33.0	15,345.00
Apr 2009 adj basic to agr	579.00	-33.0	-19,107.00
Apr 2009 adj basic to agr (Vista)	465.00	4.4	2,046.00
Apr 2009 adj basic to agr	579.00	-4.4	-2,547.60
May 2009 adj basic to agr (Carlsbad Municipal)	465.00	103.3	48,034.50
May 2009 adj basic to agr	579.00	-103.3	-59,810.70
May 2009 adj basic to agr (Fallbrook)	465.00	293.3	136,384.50
May 2009 adj basic to agr	579.00	-293.3	-169,820.70
May 2009 adj basic to agr (Olivenhain)	465.00	1.4	651.00
May 2009 adj basic to agr	579.00	-1.4	-810.80
May 2009 adj basic to agr (Padre Dam)	465.00	79.3	36,874.50
May 2009 adj basic to agr	579.00	-79.3	-45,914.70
May 2009 adj basic to agr (Rainbow)	465.00	373.6	173,724.00
May 2009 adj basic to agr	579.00	-373.6	-216,314.40
May 2009 adj basic to agr (Ramona)	465.00	183.5	85,327.50
May 2009 adj basic to agr	579.00	-183.5	-106,246.50
May 2009 adj basic to agr (City of San Diego)	465.00	2.7	1,255.50
May 2009 adj basic to agr	579.00	-2.7	-1,563.30
May 2009 adj basic to agr (Santa Fe Irrigation)	465.00	2.8	1,302.00
May 2009 adj basic to agr	579.00	-2.8	-1,821.20
May 2009 adj basic to agr (Vallecitos)	465.00	74.6	34,689.00
May 2009 adj basic to agr	579.00	-74.6	-43,193.40
May 2009 adj basic to agr (Valley Center)	465.00	1,158.2	538,563.00
May 2009 adj basic to agr	579.00	-1,158.2	-670,597.80
May 2009 adj basic to agr (Yuima)	465.00	208.1	96,766.50
May 2009 adj basic to agr	579.00	-208.1	-120,489.80
Jun 2009 ADJ FROM FULL SERVICE TO TIJUANA DELIVERY	579.00	-462.6	-267,845.40
Adjustment Subtotal		-462.6	-558,226.20
SD-07 Total		5,367.3	2,817,285.90

Meter No SD-08

Treated Domestic	Constant	Previous Reading	Current Reading	Volume (Cu. Ft.)	Rate Desc.
n/o Red Mtn. n/o Mission Rd.	100	34298628	34533218	23459000	Unbundled

--- DELIVERIES ---

	Rate Per AF	Volume AF	Amount
Tier 1 Supply Rate	109.00	538.5	58,696.50
System Access Rate	143.00	538.5	77,005.50
Water Stewardship Rate	25.00	538.5	13,462.50
System Power Rate	110.00	538.5	59,235.00
Treatment Surcharge	167.00	538.5	89,929.50
Water Supply Surcharge	25.00	538.5	13,462.50
Delivery Subtotal		538.5	311,791.50
SD-08 Total		538.5	311,791.50

Meter No SD-09

Treated Domestic	Constant	Previous Reading	Current Reading	Volume (Cu. Ft.)	Rate Desc.
w/o Rainbow Glen. Rd. n/o Red Mtn.	100	7007476	7007477	100	Unbundled

--- DELIVERIES ---

Rate Per AF	Volume AF	Amount
	0.0	0.00
SD-09 Total		

Meter No SD-11

Untreated Domestic	Constant	Previous Reading	Current Reading	Volume (Cu. Ft.)	Rate Desc.
e/o Wilt Rd. n/o Dos Ninos Ave.	10,000	14424517	14527843	1033260000	Unbundled

--- DELIVERIES ---

	Rate Per AF	Volume AF	Amount
Tier 1 Supply Rate	109.00	23,720.4	2,585,523.60

Agency Name	Invoice No.	Rev.	Bill Period	Page No.	Mailed On	Due On
San Diego County Water Authority	6388	0	June 2009	4 of 7	07-10-09	08-31-09

--- DELIVERIES ---

	Rate Per AF	Volume AF	Amount
System Access Rate	143.00	23,720.4	3,392,017.20
Water Stewardship Rate	25.00	23,720.4	593,010.00
System Power Rate	110.00	23,720.4	2,609,244.00
Water Supply Surcharge	25.00	23,720.4	593,010.00
Delivery Subtotal		23,720.4	9,772,804.80

--- ADJUSTMENT ---

	Rate Per AF	Volume AF	Amount
Oct 2008 ADJ SSOA Scheduled SOLD at BASIC rate, FY07-08.Final Recon (San Diego CWA)	351.00	331.8	116,461.80
Mar 2009 adj basic to agr (Poway)	322.00	3.8	1,223.60
Mar 2009 adj basic to agr	412.00	-3.8	-1,565.60
Apr 2009 adj basic to agr voided (Santa Fe Irrigation)	322.00	-7.8	-2,511.60
Apr 2009 adj basic to agr voided	412.00	7.8	3,213.60
Apr 2009 adj basic to agr (Santa Fe Irrigation)	322.00	4.1	1,320.20
Apr 2009 adj basic to agr	412.00	-4.1	-1,689.20
Apr 2009 adj basic to agr (Vista)	322.00	5.1	1,642.20
Apr 2009 adj basic to agr	412.00	-5.1	-2,101.20
May 2009 adj basic to agr (Escondido)	322.00	112.8	36,321.60
May 2009 adj basic to agr	412.00	-112.8	-46,473.60
May 2009 adj basic to agr (Olivenhain)	322.00	39.3	12,654.60
May 2009 adj basic to agr	412.00	-39.3	-16,191.60
May 2009 adj basic to agr (Ramona)	322.00	40.8	13,137.60
May 2009 adj basic to agr	412.00	-40.8	-16,809.60
May 2009 adj basic to agr (City of San Diego)	322.00	13.8	4,443.60
May 2009 adj basic to agr	412.00	-13.8	-5,685.60
Jun 2009 ADJ EXCH IID TO SDCWA	412.00	-8,364.0	-3,445,968.00
Jun 2009 ADJ EXCH IID TO SDCWA (San Diego CWA)	278.00		2,325,192.00
Adjustment Subtotal		-8,032.2	-1,023,385.20
SD-11 Total		15,688.2	8,749,419.60

Meter No SD-DS1

Desalted	Constant	Previous Reading	Current Reading	Volume (Cu. Ft.)	Rate Desc.
Desalted		N/A	N/A	N/A	Unbundled

--- ADJUSTMENT ---

	Rate Per AF	Volume AF	Amount
Jun 2009 LPPDS Contribution	100.00	144.9	-14,490.00
Adjustment Subtotal		144.9	-14,490.00
SD-DS1 Total		144.9	-14,490.00

Meter No SD-GRP1

Recovered	Constant	Previous Reading	Current Reading	Volume (Cu. Ft.)	Rate Desc.
Recovered Greenbelt		N/A	N/A	N/A	Unbundled

--- ADJUSTMENT ---

	Rate Per AF	Volume AF	Amount
Jun 2009 GRP	608.00	288.3	175,286.40
Jun 2009 GRP	858.00		-247,361.40
Adjustment Subtotal		288.3	-72,075.00
SD-GRP1 Total		288.3	-72,075.00

Meter No SD-RCL1

Reclaimed	Constant	Previous Reading	Current Reading	Volume (Cu. Ft.)	Rate Desc.
Reclaimed		N/A	N/A	N/A	Unbundled

--- ADJUSTMENT ---

	Rate Per AF	Volume AF	Amount
May 2009 LRP Contribution	250.00	65.3	-16,325.00
Jun 2009 LRP Contribution	250.00	71.1	-17,775.00

Agency Name	Invoice No.	Rev.	Bill Period	Page No.	Mailed On	Due On
San Diego County Water Authority	6388	0	June 2009	5 of 7	07-10-09	08-31-09

--- ADJUSTMENT ---

	Rate Per AF	Volume AF	Amount
Adjustment Subtotal		136.4	-34,100.00
SD-RCL1 Total		136.4	-34,100.00

Meter No SD-RCL10

Reclaimed	Constant	Previous Reading	Current Reading	Volume (Cu. Ft.)	Rate Desc.
Reclaimed		N/A	N/A	N/A	Unbundled

--- ADJUSTMENT ---

	Rate Per AF	Volume AF	Amount
May 2009 LRP Contribution	250.00	641.5	-160,375.00
Adjustment Subtotal		641.5	-160,375.00
SD-RCL10 Total		641.5	-160,375.00

Meter No SD-RCL13

Reclaimed	Constant	Previous Reading	Current Reading	Volume (Cu. Ft.)	Rate Desc.
Reclaimed		N/A	N/A	N/A	Unbundled

--- ADJUSTMENT ---

	Rate Per AF	Volume AF	Amount
Jun 2009 Contribution	250.00	140.4	-35,100.00
Adjustment Subtotal		140.4	-35,100.00
SD-RCL13 Total		140.4	-35,100.00

Meter No SD-RCL6

Reclaimed	Constant	Previous Reading	Current Reading	Volume (Cu. Ft.)	Rate Desc.
Reclaimed		N/A	N/A	N/A	Unbundled

--- ADJUSTMENT ---

	Rate Per AF	Volume AF	Amount
Jun 2006 lrp contribution voided	185.00	-105.6	19,536.00
Jun 2006 LRP Contribution	185.00	107.2	-19,832.00
Jul 2006 lrp contribution voided	185.00	-111.5	20,627.50
Jul 2006 LRP Contribution	185.00	113.2	-20,942.00
Aug 2006 lrp contribution voided	185.00	-113.2	20,942.00
Aug 2006 LRP Contribution	185.00	114.6	-21,201.00
Sep 2006 lrp contribution voided	185.00	-108.8	20,128.00
Sep 2006 LRP Contribution	185.00	111.1	-20,553.50
Oct 2006 lrp contribution voided	185.00	-111.1	20,553.50
Oct 2006 LRP Contribution	185.00	113.0	-20,905.00
Nov 2006 lrp contribution voided	185.00	-102.3	18,925.50
Nov 2006 LRP Contribution	185.00	103.8	-19,203.00
Dec 2006 lrp contribution voided	185.00	-105.5	19,517.50
Dec 2006 LRP Contribution	185.00	106.7	-19,739.50
Jan 2007 lrp contribution voided	185.00	-106.0	19,610.00
Jan 2007 LRP Contribution	185.00	107.1	-19,813.50
Feb 2007 lrp contribution voided	185.00	-78.2	14,467.00
Feb 2007 LRP Contribution	185.00	79.3	-14,670.50
Mar 2007 lrp contribution voided	185.00	-53.2	9,842.00
Mar 2007 LRP Contribution	185.00	54.3	-10,045.50
Apr 2007 lrp contribution voided	185.00	-69.9	12,931.50
Apr 2007 LRP Contribution	185.00	70.7	-13,079.50
May 2007 lrp contribution voided	185.00	-249.7	46,194.50
May 2007 LRP Contribution	185.00	250.7	-46,379.50
Jun 2007 lrp contribution voided	185.00	-573.9	106,171.50
Jun 2007 LRP Contribution	185.00	575.6	-106,486.00
Jul 2007 lrp contribution voided	185.00	-592.4	109,594.00
Jul 2007 LRP Contribution	185.00	594.5	-109,982.50

Agency Name	Invoice No.	Rev.	Bill Period	Page No.	Mailed On	Due On
San Diego County Water Authority	6388	0	June 2009	6 of 7	07-10-09	08-31-09

--- ADJUSTMENT ---

	Rate Per AF	Volume AF	Amount
Aug 2007 lrp contribution voided	185.00	-576.5	106,652.50
Aug 2007 LRP Contribution	185.00	577.7	-106,874.50
Sep 2007 lrp contribution voided	185.00	-654.2	121,027.00
Sep 2007 LRP Contribution	185.00	656.2	-121,397.00
Oct 2007 lrp contribution voided	185.00	-493.0	91,205.00
Oct 2007 LRP Contribution	185.00	494.5	-91,482.50
Nov 2007 lrp contribution voided	185.00	-414.6	76,701.00
Nov 2007 LRP Contribution	185.00	415.5	-76,867.50
Dec 2007 lrp contribution voided	185.00	-199.7	36,944.50
Dec 2007 LRP Contribution	185.00	200.3	-37,055.50
Jan 2008 lrp contribution voided	185.00	-125.6	23,236.00
Jan 2008 LRP Contribution	185.00	125.8	-23,273.00
Feb 2008 lrp contribution voided	185.00	-67.7	12,524.50
Feb 2008 LRP Contribution	185.00	67.9	-12,561.50
Mar 2008 lrp contribution voided	185.00	-151.2	27,972.00
Mar 2008 LRP Contribution	185.00	152.0	-28,120.00
Apr 2008 lrp contribution voided	185.00	-326.3	60,365.50
Apr 2008 LRP Contribution	185.00	327.5	-60,587.50
May 2008 lrp contribution voided	185.00	-469.0	86,765.00
May 2008 LRP Contribution	185.00	470.9	-87,116.50
Jun 2008 lrp contribution voided	185.00	-523.2	96,792.00
Jun 2008 LRP Contribution	185.00	524.6	-97,051.00
Jul 2008 lrp contribution voided	185.00	-600.1	111,018.50
Jul 2008 LRP Contribution	185.00	602.3	-111,425.50
Aug 2008 lrp contribution voided	185.00	-619.7	114,644.50
Aug 2008 LRP Contribution	185.00	622.1	-115,088.50
Sep 2008 lrp contribution voided	185.00	-609.7	112,794.50
Sep 2008 LRP Contribution	185.00	611.4	-113,109.00
Oct 2008 lrp contribution voided	185.00	-511.9	94,701.50
Oct 2008 LRP Contribution	185.00	513.7	-95,034.50
Nov 2008 lrp contribution voided	185.00	-306.7	56,739.50
Nov 2008 LRP Contribution	185.00	308.4	-57,054.00
Dec 2008 lrp contribution voided	185.00	-201.1	37,203.50
Dec 2008 LRP Contribution	185.00	201.9	-37,351.50
Jan 2009 LRP Contribution VOIDED	185.00	-90.6	16,761.00
Jan 2009 LRP Contribution	185.00	90.9	-16,816.50
Feb 2009 LRP Contribution VOIDED	185.00	-149.0	27,565.00
Feb 2009 LRP Contribution	185.00	149.8	-27,713.00
Mar 2009 LRP Contribution VOIDED	185.00	-138.0	25,530.00
Mar 2009 LRP Contribution	185.00	138.4	-25,604.00
Apr 2009 LRP Contribution VOIDED	185.00	-311.0	57,535.00
Apr 2009 LRP Contribution	185.00	311.7	-57,664.50
May 2009 LRP Contribution	185.00	408.9	-75,646.50
Adjustment Subtotal		454.1	-84,008.50
SD-RCL6 Total		454.1	-84,008.50

Meter No SD-RCL9

Reclaimed	Constant	Previous Reading	Current Reading	Volume (Cu. Ft.)	Rate Desc.
		N/A	N/A	N/A	Unbundled

--- ADJUSTMENT ---

	Rate Per AF	Volume AF	Amount
May 2009 LPPRE	113.00	30.5	3,446.50
May 2009 LPPRE	267.00		-8,143.50
Adjustment Subtotal		30.5	-4,697.00
SD-RCL9 Total		30.5	-4,697.00

Agency Name	Invoice No.	Rev.	Bill Period	Page No.	Mailed On	Due On
San Diego County Water Authority	6388	0	June 2009	7 of 7	07-10-09	08-31-09

Meter No SDTJ-01A

Treated Domestic	Constant	Previous Reading	Current Reading	Volume (Cu. Ft.)	Rate Desc.
San Diego-Tijuana	133.68	2867339	3012261	19373245	Unbundled

--- DELIVERIES ---

	Rate Per AF	Volume AF	Amount
System Access Rate	143.00	444.7	63,592.10
Water Stewardship Rate	25.00	444.7	11,117.50
Treatment Surcharge	167.00	444.7	74,264.90
Delivery Subtotal		444.7	148,974.50

--- ADJUSTMENT ---

	Rate Per AF	Volume AF	Amount
OTAY Loss for Tijuana Delivery (Otay)	335.00	13.3	4,455.50
SD Loss for Tijuana Delivery (San Diego CWA)	335.00	4.6	1,541.00
MWD Loss for Tijuana Delivery	335.00	16.7	5,594.50
Adjustment Subtotal		34.6	11,591.00


SDTJ-01A Total 479.3 160,565.50

--- OTHER CHARGES AND CREDITS ---

	Amount
Conservation Ag # 66654	21,960.00
Conservation Ag # 78189	44,083.75
LPPDS Recon FY06/07 SD-DS1 (Oceacide Desalter)	-22,128.99
GRP Recon FY07/08 SD-GRP1 (Sweetwater) 1,879.5AF X \$14.47/AF	27,196.37
Actual 5/09 Variable Power-Treated (Loss) 42.2AF @\$91.01/AF, Tijuana Dlvry	3,840.62
Reverse 5/09 Variable Power-Treated (Loss) 42.2AF @\$90.51/AF, Tijuana Dlvry	-3,819.52
Variable Power-Treated (Loss) 34.6AF @ \$76.58/AF, 6/09 Tijuana Dlvry	2,649.67
Variable Power-Treated 444.7AF @ \$76.58/AF, 6/09 Tijuana Dlvry	34,055.13
Actual 4/09 Variable Power-Treated 860.2AF @\$101.06/AF, Tijuana Dlvry	86,931.81
Reverse 4/09 Variable Power-Treated 860.2AF @\$100.96/AF, Tijuana Dlvry	-86,845.79
Reverse 4/09 Variable Power-Treated (Loss) 66.9AF @\$100.96/AF, Tijuana Dlvry	-6,754.22
Actual 4/09 Variable Power-Treated (Loss) 66.9AF @\$101.06/AF, Tijuana Dlvry	6,760.91
Reverse 5/09 Variable Power-Treated 541.9AF @\$90.51/AF, Tijuana Dlvry	-49,047.37
Actual 5/09 Variable Power-Treated 542.0AF @\$91.01/AF, Tijuana Dlvry	49,327.42

VOLUME TOTAL	INVOICE TOTAL
43,868.4	\$20,903,874.39

This invoice was printed on 7/9/2009 at 2:51:16PM



MWD
METROPOLITAN WATER DISTRICT OF SOUTHERN CALIFORNIA
 700 North Alameda Street
 Los Angeles, CA, 90012-2944

INVOICE

Billed To:
 San Diego County Water Authority



Service Address
 4677 Overland Avenue
 San Diego, CA 92123-1233

July 2009	Page No. 1 of 1
Mailed: 08/10/2009	Due Date: 09/30/2009
Invoice Number: 6416	Revision: 0

NOTICE

The MWD Administrative Code Section 4507 and 4508 require that payment must be made in "Good Funds" by the due date or the payment will be considered delinquent and an additional charge shall be assessed.

DELIVERIES	Volume (AF)
Total Water Treated Delivered	13,248.9
Total Water Untreated Delivered	41,170.6

SALES	Type	Volume (AF)	Rate (\$ /AF)	Total (\$)
Full Service	Tier 1 Supply Rate	43,841.5	\$109.00	\$4,778,723.50
	System Access Rate	43,841.5	\$143.00	\$6,269,334.50
	Water Stewardship Rate	43,841.5	\$25.00	\$1,096,037.50
	System Power Rate	43,841.5	\$110.00	\$4,822,565.00
	Water Supply Surcharge	43,841.5	\$25.00	\$1,096,037.50
	Treatment Surcharge	11,223.6	\$167.00	\$1,874,341.20
IAWP	Treated	2,093.9		\$973,663.50
	Untreated	188.7		\$60,761.40
SUBTOTAL				\$20,971,464.10

WATER MANAGEMENT	Volume (AF)	Total (\$)
Local Resource Programs	2,688.8	(\$466,559.60)
SUBTOTAL		(\$466,559.60)

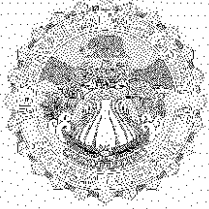
EXCHANGES, WHEELING, AND OTHER DELIVERIES	Volume (AF)	Total (\$)
Tijuana Emergency Deliveries and Losses	0.2	\$67.00
IID San Diego Exchange UnTreated	8,364.0	\$2,325,192.00
SUBTOTAL		\$2,325,259.00

OTHER CHARGES AND CREDITS	Rate (\$ /AF)	Total (\$)
Conservation Debit/Credit		\$141,272.49
Miscellaneous Debit/Credit (See Detail)		(\$27,189.34)
SUBTOTAL		\$114,083.15

ADDITIONAL INFORMATION	Volume (AF)	Tier1 %	Peak Day	Flow (CFS)
Purchase Order Commitment (Jan 2003 to Dec 2012)	3,342,570.6			
Purchase Order Firm Delivery To Date (Jan 2003 to Dec 2012)	3,179,323.9			
Tier 1 Annual Limit (For Current Calendar Year)	543,778.4			
Tier 1 YTD Deliveries (For Current Calendar Year)	239,204.6	44.0		
Tier 1 Current Month Deliveries	43,841.5			
Capacity Charge			8/21/2007	1,296.0
Annual Peak Flow			1/31/2009	7.1

INVOICE TOTAL	Volume AF 48,813.1	Amount Now Due \$22,944,246.65
----------------------	------------------------------	--

Note: Amount Due is based on highlighted fields



MWD
 METROPOLITAN WATER DISTRICT OF SOUTHERN CALIFORNIA
 700 North Alameda Street
 Los Angeles, CA, 90012-2944

INVOICE DETAIL

NOTICE

The MWD Administrative Code Section 4507 and 4508 require that payment must be made in "Good Funds" by the due date or the payment will be considered delinquent and an additional charge shall be assessed.

IN ACCORDANCE WITH READINGS AND BILLING DATA LISTED BELOW

Agency Name	Invoice No.	Rev.	Bill Period	Page No.	Mailed On	Due On
San Diego County Water Authority	6416	0	July 2009	1 of 7	08-10-09	09-30-09

Meter No CM-10

Treated	Constant	Previous Reading	Current Reading	Volume (Cu. Ft.)	Rate Desc.
Treated Domestic		0	0	0	Unbundled

--- ADJUSTMENT ---	Rate Per AF	Volume AF	Amount
Jul 2009 ADJ OC TO SD TRANSFER	579.00	68.8	39,835.20
Adjustment Subtotal		68.8	39,835.20
CM-10 Total		68.8	39,835.20

Meter No SD-01A

Treated Domestic	Constant	Previous Reading	Current Reading	Volume (Cu. Ft.)	Rate Desc.
Rainbow Cyn. Rd. e/o Frontage Rd.	1,000	24137162	24282453	145291000	Unbundled

--- DELIVERIES ---	Rate Per AF	Volume AF	Amount
Tier 1 Supply Rate	109.00	3,335.4	363,558.60
System Access Rate	143.00	3,335.4	476,962.20
Water Stewardship Rate	25.00	3,335.4	83,385.00
System Power Rate	110.00	3,335.4	366,894.00
Treatment Surcharge	167.00	3,335.4	557,011.80
Water Supply Surcharge	25.00	3,335.4	83,385.00
Delivery Subtotal		3,335.4	1,931,196.60
SD-01A Total		3,335.4	1,931,196.60

Meter No SD-01B

Treated Domestic	Constant	Previous Reading	Current Reading	Volume (Cu. Ft.)	Rate Desc.
Rainbow Cyn. Rd. e/o Frontage Rd.	1,000	23742688	23886713	144025000	Unbundled

--- DELIVERIES ---	Rate Per AF	Volume AF	Amount
Tier 1 Supply Rate	109.00	3,306.4	360,397.60
System Access Rate	143.00	3,306.4	472,815.20
Water Stewardship Rate	25.00	3,306.4	82,660.00
System Power Rate	110.00	3,306.4	363,704.00
Treatment Surcharge	167.00	3,306.4	552,168.80
Water Supply Surcharge	25.00	3,306.4	82,660.00
Delivery Subtotal		3,306.4	1,914,405.60
SD-01B Total		3,306.4	1,914,405.60

Agency Name	Invoice No.	Rev.	Bill Period	Page No.	Mailed On	Due On
San Diego County Water Authority	6416	0	July 2009	2 of 7	08-10-09	09-30-09

Meter No SD-02

Treated Domestic	Constant	Previous Reading	Current Reading	Volume (Cu. Ft.)	Rate Desc.
w/o Rainbow Glen Rd.	100	23478502	23686125	20762300	Unbundled

--- DELIVERIES ---	Rate Per AF	Volume AF	Amount
Tier 1 Supply Rate	109.00	476.6	51,949.40
System Access Rate	143.00	476.6	68,153.80
Water Stewardship Rate	25.00	476.6	11,915.00
System Power Rate	110.00	476.6	52,426.00
Treatment Surcharge	167.00	476.6	79,592.20
Water Supply Surcharge	25.00	476.6	11,915.00
Jul 2009, meter under 10% flow Tier 1 supply rate	109.00	0.2	21.80
Jul 2009, meter under 10% flow System access rate	143.00	0.2	28.60
Jul 2009, meter under 10% flow Water stewardship rate	25.00	0.2	5.00
Jul 2009, meter under 10% flow System power rate	110.00	0.2	22.00
Jul 2009, meter under 10% flow Treatment surcharge	167.00	0.2	33.40
Jul 2009, meter under 10% flow Water supply surcharge	25.00	0.2	5.00
Delivery Subtotal		476.8	276,067.20
SD-02 Total		476.8	276,067.20

Meter No SD-03

Untreated Domestic	Constant	Previous Reading	Current Reading	Volume (Cu. Ft.)	Rate Desc.
Rainbow Cyn. Rd. e/o Frontage Rd.	1,000	75918083	76614462	696379000	Unbundled

--- DELIVERIES ---	Rate Per AF	Volume AF	Amount
Tier 1 Supply Rate	109.00	15,986.7	1,742,550.30
System Access Rate	143.00	15,986.7	2,286,098.10
Water Stewardship Rate	25.00	15,986.7	399,667.50
System Power Rate	110.00	15,986.7	1,758,537.00
Water Supply Surcharge	25.00	15,986.7	399,667.50
Delivery Subtotal		15,986.7	6,586,520.40
SD-03 Total		15,986.7	6,586,520.40

Meter No SD-05

Treated Domestic	Constant	Previous Reading	Current Reading	Volume (Cu. Ft.)	Rate Desc.
s/o Reche Rd. w/o Wilt Rd.	100	8286932	8384342	9741000	Unbundled

--- DELIVERIES ---	Rate Per AF	Volume AF	Amount
Tier 1 Supply Rate	109.00	223.6	24,372.40
System Access Rate	143.00	223.6	31,974.80
Water Stewardship Rate	25.00	223.6	5,590.00
System Power Rate	110.00	223.6	24,596.00
Treatment Surcharge	167.00	223.6	37,341.20
Water Supply Surcharge	25.00	223.6	5,590.00
Delivery Subtotal		223.6	129,464.40
SD-05 Total		223.6	129,464.40

Meter No SD-07

Treated Domestic	Constant	Previous Reading	Current Reading	Volume (Cu. Ft.)	Rate Desc.
e/o Wilt Rd. n/o Dos Ninos Ave.	1,000	111646818	111879667	232849000	Unbundled

--- DELIVERIES ---	Rate Per AF	Volume AF	Amount
Tier 1 Supply Rate	109.00	5,345.5	582,659.50
System Access Rate	143.00	5,345.5	764,406.50
Water Stewardship Rate	25.00	5,345.5	133,637.50
System Power Rate	110.00	5,345.5	588,005.00
Treatment Surcharge	167.00	5,345.5	892,698.50

Agency Name	Invoice No.	Rev.	Bill Period	Page No.	Mailed On	Due On
San Diego County Water Authority	6416	0	July 2009	3 of 7	08-10-09	09-30-09

--- DELIVERIES ---

	Rate Per AF	Volume AF	Amount
Water Supply Surcharge	25.00	5,345.5	133,637.50
Delivery Subtotal		5,345.5	3,095,044.50

--- ADJUSTMENT ---

	Rate Per AF	Volume AF	Amount
May 2009 adj basic to agr (Vista)	465.00	4.7	2,185.50
May 2009 adj basic to agr	579.00	-4.7	-2,721.30
May 2009 adj basic to agr (Rincon)	465.00	29.0	13,485.00
May 2009 adj basic to agr	579.00	-29.0	-16,791.00
May 2009 TRUE UP ADJ FROM FULL SERVICE TO TIJUANA DELIVERY	579.00	-0.1	-57.90
Jun 2009 adj basic to agr (Vista)	465.00	2.0	930.00
Jun 2009 adj basic to agr	579.00	-2.0	-1,158.00
Jun 2009 adj basic to agr (Carlsbad Municipal)	465.00	6.9	3,208.50
Jun 2009 adj basic to agr	579.00	-6.9	-3,995.10
Jun 2009 adj basic to agr (City of San Diego)	465.00	1.7	790.50
Jun 2009 adj basic to agr	579.00	-1.7	-984.30
Jun 2009 adj basic to agr (Rincon)	465.00	27.0	12,555.00
Jun 2009 adj basic to agr	579.00	-27.0	-15,633.00
Jun 2009 adj basic to agr (Olivenhain)	465.00	0.4	186.00
Jun 2009 adj basic to agr	579.00	-0.4	-231.60
Jun 2009 adj basic to agr (Padre Dam)	465.00	64.7	30,085.50
Jun 2009 adj basic to agr	579.00	-64.7	-37,461.30
Jun 2009 adj basic to agr (Vallecitos)	465.00	76.4	35,526.00
Jun 2009 adj basic to agr	579.00	-76.4	-44,235.60
Jun 2009 adj basic to agr (Yuima)	465.00	170.9	79,468.50
Jun 2009 adj basic to agr	579.00	-170.9	-98,951.10
Jun 2009 adj basic to agr (Fallbrook)	465.00	231.0	107,415.00
Jun 2009 adj basic to agr	579.00	-231.0	-133,749.00
Jun 2009 adj basic to agr (Ramona)	465.00	182.8	85,002.00
Jun 2009 adj basic to agr	579.00	-182.8	-105,841.20
Jun 2009 adj basic to agr (Rainbow)	465.00	322.0	149,730.00
Jun 2009 adj basic to agr	579.00	-322.0	-186,438.00
Jun 2009 adj basic to agr (Valley Center)	465.00	974.4	453,096.00
Jun 2009 adj basic to agr	579.00	-974.4	-584,177.60
Jun 2009 TRUE UP ADJ FROM FULL SERVICE TO TIJUANA DELIVERY	579.00	-0.1	-57.90
Adjustment Subtotal		-0.2	-238,820.40

SD-07 Total 5,345.3 2,856,224.10

Meter No SD-08

Treated Domestic	Constant	Previous Reading	Current Reading	Volume (Cu. Ft.)	Rate Desc.
n/o Red Mtn. n/o Mission Rd.	100	34533218	34777658	24444000	Unbundled

--- DELIVERIES ---

	Rate Per AF	Volume AF	Amount
Tier 1 Supply Rate	109.00	561.2	61,170.80
System Access Rate	143.00	561.2	80,251.60
Water Stewardship Rate	25.00	561.2	14,030.00
System Power Rate	110.00	561.2	61,732.00
Treatment Surcharge	167.00	561.2	93,720.40
Water Supply Surcharge	25.00	561.2	14,030.00
Delivery Subtotal		561.2	324,934.80

SD-08 Total 561.2 324,934.80

Meter No SD-09

Treated Domestic	Constant	Previous Reading	Current Reading	Volume (Cu. Ft.)	Rate Desc.
w/o Rainbow Glen. Rd. n/o Red Mtn.	100	7007477	7007477	0	Unbundled

--- DELIVERIES ---

SD-09 Total 0.0 0.00

Agency Name	Invoice No.	Rev.	Bill Period	Page No.	Mailed On	Due On
San Diego County Water Authority	6416	0	July 2009	4 of 7	08-10-09	09-30-09

Meter No SD-11

Untreated Domestic	Constant	Previous Reading	Current Reading	Volume (Cu. Ft.)	Rate Desc.
e/o Wilt Rd. n/o Dos Ninos Ave.	10,000	14527843	14637544	1097010000	Unbundled

---	DELIVERIES ---	Rate Per AF	Volume AF	Amount
	Tier 1 Supply Rate	109.00	25,183.9	2,745,045.10
	System Access Rate	143.00	25,183.9	3,601,297.70
	Water Stewardship Rate	25.00	25,183.9	629,597.50
	System Power Rate	110.00	25,183.9	2,770,229.00
	Water Supply Surcharge	25.00	25,183.9	629,597.50
	Delivery Subtotal		25,183.9	10,375,766.80

---	ADJUSTMENT ---	Rate Per AF	Volume AF	Amount
	Apr 2009 adj basic to agr (Poway)	322.00	4.9	1,577.80
	Apr 2009 adj basic to agr	412.00	-4.9	-2,018.80
	May 2009 adj basic to agr (Vista)	322.00	2.4	772.80
	May 2009 adj basic to agr	412.00	-2.4	-888.80
	May 2009 adj basic to agr (Poway)	322.00	5.7	1,835.40
	May 2009 adj basic to agr	412.00	-5.7	-2,348.40
	Jun 2009 adj basic to agr (Vista)	322.00	1.1	354.20
	Jun 2009 adj basic to agr	412.00	-1.1	-453.20
	Jun 2009 adj basic to agr (Santa Fe Irrigation)	322.00	5.9	1,899.80
	Jun 2009 adj basic to agr	412.00	-5.9	-2,430.80
	Jun 2009 adj basic to agr (City of San Diego)	322.00	14.0	4,508.00
	Jun 2009 adj basic to agr	412.00	-14.0	-5,768.00
	Jun 2009 adj basic to agr (Olivenhain)	322.00	39.6	12,751.20
	Jun 2009 adj basic to agr	412.00	-39.6	-16,315.20
	Jun 2009 adj basic to agr (Escondido)	322.00	58.7	18,901.40
	Jun 2009 adj basic to agr	412.00	-58.7	-24,184.40
	Jun 2009 adj basic to agr (Ramona)	322.00	56.4	18,160.80
	Jun 2009 adj basic to agr	412.00	-56.4	-23,236.80
	Jul 2009 ADJ EXCH IID TO SDCWA	412.00	-8,364.0	-3,445,968.00
	Jul 2009 ADJ EXCH IID TO SDCWA (San Diego CWA)	278.00		2,325,192.00
	Adjustment Subtotal		-8,364.0	-1,137,759.00
	SD-11 Total		16,819.9	9,238,007.80

Meter No SD-DS1

Desalted	Constant	Previous Reading	Current Reading	Volume (Cu. Ft.)	Rate Desc.
Desalted		N/A	N/A	N/A	Unbundled

---	ADJUSTMENT ---	Rate Per AF	Volume AF	Amount
	Jun 2009 LPPDS Contribution	100.00	144.9	-14,490.00
	Jul 2009 LPPDS Contribution	50.00	183.7	-9,185.00
	Adjustment Subtotal		328.6	-23,675.00
	SD-DS1 Total		328.6	-23,675.00

Meter No SD-GRP1

Recovered	Constant	Previous Reading	Current Reading	Volume (Cu. Ft.)	Rate Desc.
Recovered Greenbelt		N/A	N/A	N/A	Unbundled

---	ADJUSTMENT ---	Rate Per AF	Volume AF	Amount
	Jun 2009 GRP VOIDED	608.00	-288.3	-175,286.40
	Jun 2009 GRP VOIDED	858.00		247,361.40
	Adjustment Subtotal		-288.3	72,075.00
	SD-GRP1 Total		-288.3	72,075.00

Agency Name	Invoice No.	Rev.	Bill Period	Page No.	Mailed On	Due On
San Diego County Water Authority	6416	0	July 2009	5 of 7	08-10-09	09-30-09

Meter No SD-RCL1

Reclaimed	Constant	Previous Reading	Current Reading	Volume (Cu. Ft.)	Rate Desc.
Reclaimed		N/A	N/A	N/A	Unbundled

--- ADJUSTMENT ---		Rate Per AF	Volume AF	Amount
Jun 2009 LRP Contribution		250.00	71.1	-17,775.00
Jul 2009 LRP Contribution		250.00	84.6	-21,150.00
Adjustment Subtotal			155.7	-38,925.00
SD-RCL1 Total			155.7	-38,925.00

Meter No SD-RCL10

Reclaimed	Constant	Previous Reading	Current Reading	Volume (Cu. Ft.)	Rate Desc.
Reclaimed		N/A	N/A	N/A	Unbundled

--- ADJUSTMENT ---		Rate Per AF	Volume AF	Amount
Jun 2009 LRP Contribution		250.00	523.2	-130,800.00
Adjustment Subtotal			523.2	-130,800.00
SD-RCL10 Total			523.2	-130,800.00

Meter No SD-RCL11

Reclaimed	Constant	Previous Reading	Current Reading	Volume (Cu. Ft.)	Rate Desc.
Reclaimed		N/A	N/A	N/A	Unbundled

--- ADJUSTMENT ---		Rate Per AF	Volume AF	Amount
Jun 2009 Contribution		250.00	35.5	-8,875.00
Jul 2009 Contribution		185.00	67.4	-12,469.00
Adjustment Subtotal			102.9	-21,344.00
SD-RCL11 Total			102.9	-21,344.00

Meter No SD-RCL12

Reclaimed	Constant	Previous Reading	Current Reading	Volume (Cu. Ft.)	Rate Desc.
Reclaimed		N/A	N/A	N/A	Unbundled

--- ADJUSTMENT ---		Rate Per AF	Volume AF	Amount
Jun 2009 LRP Contribution		250.00	110.2	-27,550.00
Adjustment Subtotal			110.2	-27,550.00
SD-RCL12 Total			110.2	-27,550.00

Meter No SD-RCL13

Reclaimed	Constant	Previous Reading	Current Reading	Volume (Cu. Ft.)	Rate Desc.
Reclaimed		N/A	N/A	N/A	Unbundled

--- ADJUSTMENT ---		Rate Per AF	Volume AF	Amount
Jun 2009 Contribution		250.00	140.4	-35,100.00
Jul 2009 Contribution		250.00	157.2	-39,300.00
Adjustment Subtotal			297.6	-74,400.00
SD-RCL13 Total			297.6	-74,400.00

Agency Name	Invoice No.	Rev.	Bill Period	Page No.	Mailed On	Due On
San Diego County Water Authority	6416	0	July 2009	6 of 7	08-10-09	09-30-09

Meter No SD-RCL14

Reclaimed	Constant	Previous Reading	Current Reading	Volume (Cu. Ft.)	Rate Desc.
Reclaimed		N/A	N/A	N/A	Unbundled

--- ADJUSTMENT ---		Rate Per AF	Volume AF	Amount
Jul 2009 Contribution		44.00	332.9	-14,647.60
Adjustment Subtotal			332.9	-14,647.60
SD-RCL14 Total			332.9	-14,647.60

Meter No SD-RCL15

Reclaimed	Constant	Previous Reading	Current Reading	Volume (Cu. Ft.)	Rate Desc.
Reclaimed		N/A	N/A	N/A	Unbundled

--- ADJUSTMENT ---		Rate Per AF	Volume AF	Amount
Jun 2009 Contribution		150.00	184.4	-27,660.00
Adjustment Subtotal			184.4	-27,660.00
SD-RCL15 Total			184.4	-27,660.00

Meter No SD-RCL6

Reclaimed	Constant	Previous Reading	Current Reading	Volume (Cu. Ft.)	Rate Desc.
Reclaimed		N/A	N/A	N/A	Unbundled

--- ADJUSTMENT ---		Rate Per AF	Volume AF	Amount
Jun 2009 LRP Contribution		185.00	499.4	-92,389.00
Adjustment Subtotal			499.4	-92,389.00
SD-RCL6 Total			499.4	-92,389.00

Meter No SD-RCL8

Reclaimed	Constant	Previous Reading	Current Reading	Volume (Cu. Ft.)	Rate Desc.
Reclaimed		N/A	N/A	N/A	Unbundled

--- ADJUSTMENT ---		Rate Per AF	Volume AF	Amount
Jun 2009 LRP Contribution		200.00	416.2	-83,240.00
Adjustment Subtotal			416.2	-83,240.00
SD-RCL8 Total			416.2	-83,240.00

Meter No SD-RCL9

Reclaimed	Constant	Previous Reading	Current Reading	Volume (Cu. Ft.)	Rate Desc.
Reclaimed		N/A	N/A	N/A	Unbundled

--- ADJUSTMENT ---		Rate Per AF	Volume AF	Amount
Jun 2009 LPPRE		113.00	26.0	2,938.00
Jun 2009 LPPRE		267.00		-6,942.00
Adjustment Subtotal			26.0	-4,004.00
SD-RCL9 Total			26.0	-4,004.00

Agency Name	Invoice No.	Rev.	Bill Period	Page No.	Mailed On	Due On
San Diego County Water Authority	6416	0	July 2009	7 of 7	08-10-09	09-30-09

Meter No SDTJ-01A

Treated Domestic	Constant	Previous Reading	Current Reading	Volume (Cu. Ft.)	Rate Desc.
San Diego-Tijuana	133.68	3012337	3012337	0	Unbundled

--- DELIVERIES ---

	Rate Per AF	Volume AF	Amount
System Access Rate METER CORRECTION MAY 2009	143.00	542.0	77,506.00
Water Stewardship Rate METER CORRECTION MAY 2009	25.00	542.0	13,550.00
Treatment Surcharge METER CORRECTION MAY 2009	167.00	542.0	90,514.00
System Access Rate METER CORRECTION MAY 2009	143.00	-541.9	-77,491.70
Water Stewardship Rate METER CORRECTION MAY 2009	25.00	-541.9	-13,547.50
Treatment Surcharge METER CORRECTION MAY 2009	167.00	-541.9	-90,497.30
System Access Rate METER CORRECTION JUN 2009	143.00	444.8	63,606.40
Water Stewardship Rate METER CORRECTION JUN 2009	25.00	444.8	11,120.00
Treatment Surcharge METER CORRECTION JUN 2009	167.00	444.8	74,281.60
System Access Rate METER CORRECTION JUN 2009	143.00	-444.7	-63,592.10
Water Stewardship Rate METER CORRECTION JUN 2009	25.00	-444.7	-11,117.50
Treatment Surcharge METER CORRECTION JUN 2009	167.00	-444.7	-74,264.90

Delivery Subtotal 0.2 67.00


SDTJ-01A Total 0.2 67.00

--- OTHER CHARGES AND CREDITS ---

	Amount
Conservation Ag # 66654	43,981.40
Conservation Ag # 78189	97,291.09
LPPDS Recon FY06/07 SD-DS1 (Oceancide Desalter)	-27,197.00
Variable Power-Treated 0.1AF @ \$76.58/AF, 6/09 Tijuana Delivery	7.66

VOLUME TOTAL	INVOICE TOTAL
48,813.1	\$22,944,246.65

This invoice was printed on 8/10/2009 at 3:47:53PM



MWD
 METROPOLITAN WATER DISTRICT OF SOUTHERN CALIFORNIA
 700 North Alameda Street
 Los Angeles, CA, 90012-2944

INVOICE

Billed To:
 San Diego County Water Authority



Service Address
 4677 Overland Avenue
 San Diego, CA 92123-1233

August 2009	Page No. 1 of 2
Mailed: 09/10/2009	Due Date: 10/30/2009
Invoice Number: 6444	Revision: 0

NOTICE

The MWD Administrative Code Section 4507 and 4508 require that payment must be made in "Good Funds" by the due date or the payment will be considered delinquent and an additional charge shall be assessed.

DELIVERIES	Volume (AF)
Total Water Treated Delivered	15,097.2
Total Water Untreated Delivered	41,297.1

SALES	Type	Volume (AF)	Rate (\$ /AF)	Total (\$)
Full Service	Tier 1 Supply Rate	44,563.2	\$109.00	\$4,857,388.80
	System Access Rate	44,563.2	\$143.00	\$6,372,537.60
	Water Stewardship Rate	44,563.2	\$25.00	\$1,114,080.00
	System Power Rate	44,563.2	\$110.00	\$4,901,952.00
	Water Supply Surcharge	44,563.2	\$25.00	\$1,114,080.00
	Treatment Surcharge	12,135.7	\$167.00	\$2,026,661.90
Adjust Full Service Prior Rates				
Certification(s) for 200701 to 200712 for Domestic	Treated	-5.2	\$478.00	(\$2,485.60)
Certification(s) for 200801 to 200812 for Domestic	Treated	-17.4	\$508.00	(\$8,839.20)
IAWP	Treated	3,034.9		\$1,411,228.50
	Untreated	235.6		\$75,863.20
SUBTOTAL				\$21,862,467.20

WATER MANAGEMENT	Volume (AF)	Total (\$)
Local Resource Programs	3,085.6	(\$522,609.00)
SUBTOTAL		(\$522,609.00)

EXCHANGES, WHEELING, AND OTHER DELIVERIES	Volume (AF)	Total (\$)
IID San Diego Exchange UnTreated	8,634.0	\$2,400,252.00
		\$2,400,252.00

OTHER CHARGES AND CREDITS	Volume (AF)	Rate (\$ /AF)	Total (\$)
Conservation Debit/Credit			(\$853,557.62)
Tier 2 Surcharge for 2007	5.2	\$96.00	(\$499.20)
SUBTOTAL			(\$854,056.82)

ADDITIONAL INFORMATION	Volume (AF)	Tier1 %	Peak Day	Flow (CFS)
Purchase Order Commitment (Jan 2003 to Dec 2012)	3,342,570.6			
Purchase Order Firm Delivery To Date (Jan 2003 to Dec 2012)	3,223,864.5			
Tier 1 Annual Limit (For Current Calendar Year)	543,778.4			
Tier 1 YTD Deliveries (For Current Calendar Year)	283,767.8	52.0		
Tier 1 Current Month Deliveries	44,563.2			
Capacity Charge			8/21/2007	1,296.0

Agency Name	Invoice No.	Rev.	Bill Period	Page No.	Mailed On	Due On
San Diego County Water Authority	6444	0	August 2009	2 of 2	09-10-09	10-30-09

INVOICE TOTAL

Volume AF
50,896.7

Amount Now Due
\$22,886,053.38

Note: Amount Due is based on highlighted fields.



MWD
METROPOLITAN WATER DISTRICT OF SOUTHERN CALIFORNIA
700 North Alameda Street
Los Angeles, CA, 90012-2944

INVOICE DETAIL

NOTICE
The MWD Administrative Code Section 4507 and 4508 require that payment must be made in "Good Funds" by the due date or the payment will be considered delinquent and an additional charge shall be assessed.

IN ACCORDANCE WITH READINGS AND BILLING DATA LISTED BELOW

Table with 7 columns: Agency Name, Invoice No., Rev., Bill Period, Page No., Mailed On, Due On. Row 1: San Diego County Water Authority, 6444, 0, August 2009, 1 of 7, 09-10-09, 10-30-09

Meter No CM-10

Table with 6 columns: Treated, Constant, Previous Reading, Current Reading, Volume (Cu. Ft.), Rate Desc. Row 1: Treated Domestic, 0, 0, 0, Unbundled

Table with 4 columns: Description, Rate Per AF, Volume AF, Amount. Includes adjustment details for months Oct 2007 to Aug 2009, with subtotals for Adjustment Subtotal and CM-10 Total.

Meter No SD-01A

Table with 6 columns: Treated Domestic, Constant, Previous Reading, Current Reading, Volume (Cu. Ft.), Rate Desc. Row 1: Rainbow Cyn. Rd. e/o Frontage Rd., 1,000, 24282453, 24435587, 153134000, Unbundled

Table with 4 columns: Description, Rate Per AF, Volume AF, Amount. Includes delivery details for Tier 1 Supply Rate, System Access Rate, Water Stewardship Rate, System Power Rate, Treatment Surcharge, Water Supply Surcharge, with subtotals for Delivery Subtotal and SD-01A Total.

Meter No SD-01B

Table with 6 columns: Treated Domestic, Constant, Previous Reading, Current Reading, Volume (Cu. Ft.), Rate Desc. Row 1: Rainbow Cyn. Rd. e/o Frontage Rd., 1,000, 23886713, 24038457, 151744000, Unbundled

Agency Name	Invoice No.	Rev.	Bill Period	Page No.	Mailed On	Due On
San Diego County Water Authority	6444	0	August 2009	2 of 7	09-10-09	10-30-09

--- DELIVERIES ---

	Rate Per AF	Volume AF	Amount
Tier 1 Supply Rate	109.00	3,483.6	379,712.40
System Access Rate	143.00	3,483.6	498,154.80
Water Stewardship Rate	25.00	3,483.6	87,090.00
System Power Rate	110.00	3,483.6	383,196.00
Treatment Surcharge	167.00	3,483.6	581,761.20
Water Supply Surcharge	25.00	3,483.6	87,090.00
Delivery Subtotal		3,483.6	2,017,004.40
SD-01B Total		3,483.6	2,017,004.40

Meter No SD-02

Treated Domestic	Constant	Previous Reading	Current Reading	Volume (Cu. Ft.)	Rate Desc.
w/o Rainbow Glen Rd.	100	23686125	23895542	20941700	Unbundled

--- DELIVERIES ---

	Rate Per AF	Volume AF	Amount
Tier 1 Supply Rate	109.00	480.8	52,407.20
System Access Rate	143.00	480.8	68,754.40
Water Stewardship Rate	25.00	480.8	12,020.00
System Power Rate	110.00	480.8	52,888.00
Treatment Surcharge	167.00	480.8	80,293.60
Water Supply Surcharge	25.00	480.8	12,020.00
Aug 2009, meter under 10% flow Tier 1 supply rate	109.00	0.2	21.80
Aug 2009, meter under 10% flow System access rate	143.00	0.2	28.60
Aug 2009, meter under 10% flow Water stewardship rate	25.00	0.2	5.00
Aug 2009, meter under 10% flow System power rate	110.00	0.2	22.00
Aug 2009, meter under 10% flow Treatment surcharge	167.00	0.2	33.40
Aug 2009, meter under 10% flow Water supply surcharge	25.00	0.2	5.00
Delivery Subtotal		481.0	278,499.00
SD-02 Total		481.0	278,499.00

Meter No SD-03

Untreated Domestic	Constant	Previous Reading	Current Reading	Volume (Cu. Ft.)	Rate Desc.
Rainbow Cyn. Rd. e/o Frontage Rd.	1,000	76614462	77269720	655258000	Unbundled

--- DELIVERIES ---

	Rate Per AF	Volume AF	Amount
Tier 1 Supply Rate	109.00	15,042.7	1,639,654.30
System Access Rate	143.00	15,042.7	2,151,106.10
Water Stewardship Rate	25.00	15,042.7	376,067.50
System Power Rate	110.00	15,042.7	1,654,697.00
Water Supply Surcharge	25.00	15,042.7	376,067.50
Delivery Subtotal		15,042.7	6,197,592.40
SD-03 Total		15,042.7	6,197,592.40

Meter No SD-05

Treated Domestic	Constant	Previous Reading	Current Reading	Volume (Cu. Ft.)	Rate Desc.
s/o Reche Rd. w/o Wilt Rd.	100	8384342	8480933	9659100	Unbundled

--- DELIVERIES ---

	Rate Per AF	Volume AF	Amount
Tier 1 Supply Rate	109.00	221.7	24,165.30
System Access Rate	143.00	221.7	31,703.10
Water Stewardship Rate	25.00	221.7	5,542.50
System Power Rate	110.00	221.7	24,387.00
Treatment Surcharge	167.00	221.7	37,023.90
Water Supply Surcharge	25.00	221.7	5,542.50
Delivery Subtotal		221.7	128,364.30
SD-05 Total		221.7	128,364.30

Agency Name	Invoice No.	Rev.	Bill Period	Page No.	Mailed On	Due On
San Diego County Water Authority	6444	0	August 2009	3 of 7	09-10-09	10-30-09

Meter No SD-07

Treated Domestic	Constant	Previous Reading	Current Reading	Volume (Cu. Ft.)	Rate Desc.
e/o Wilt Rd. n/o Dos Ninos Ave.	1.000	111879667	112179463	299796000	Unbundled

--- DELIVERIES ---

	Rate Per AF	Volume AF	Amount
Tier 1 Supply Rate	109.00	6,882.4	750,181.60
System Access Rate	143.00	6,882.4	984,183.20
Water Stewardship Rate	25.00	6,882.4	172,060.00
System Power Rate	110.00	6,882.4	757,064.00
Treatment Surcharge	167.00	6,882.4	1,149,360.80
Water Supply Surcharge	25.00	6,882.4	172,060.00
Delivery Subtotal		6,882.4	3,984,909.60

--- ADJUSTMENT ---

	Rate Per AF	Volume AF	Amount
Mar 2009 adj basic to agr (City of San Diego)	465.00	0.3	139.50
Mar 2009 adj basic to agr	579.00	-0.3	-173.70
Mar 2009 adj basic to agr voided (City of San Diego)	465.00	-0.5	-232.50
Mar 2009 adj basic to agr voided	579.00	0.5	289.50
Apr 2009 adj basic to agr (City of San Diego)	465.00	1.4	651.00
Apr 2009 adj basic to agr	579.00	-1.4	-810.60
Apr 2009 adj basic to agr voided (City of San Diego)	465.00	-1.9	-863.50
Apr 2009 adj basic to agr voided	579.00	1.9	1,100.10
May 2009 adj basic to agr (City of San Diego)	465.00	2.1	976.50
May 2009 adj basic to agr	579.00	-2.1	-1,215.90
May 2009 adj basic to agr voided (City of San Diego)	465.00	-2.7	-1,255.50
May 2009 adj basic to agr voided	579.00	2.7	1,563.30
Jun 2009 adj basic to agr (City of San Diego)	465.00	1.1	511.50
Jun 2009 adj basic to agr	579.00	-1.1	-636.90
Jun 2009 adj basic to agr voided (City of San Diego)	465.00	-1.7	-790.50
Jun 2009 adj basic to agr voided	579.00	1.7	984.30
Jul 2009 adj basic to agr (Carlsbad Municipal)	465.00	47.2	21,948.00
Jul 2009 adj basic to agr	579.00	-47.2	-27,328.80
Jul 2009 adj basic to agr (Olivenhain)	465.00	5.5	2,557.50
Jul 2009 adj basic to agr	579.00	-5.5	-3,184.50
Jul 2009 adj basic to agr (Vallecitos)	465.00	71.6	33,294.00
Jul 2009 adj basic to agr	579.00	-71.6	-41,456.40
Jul 2009 adj basic to agr (Padre Dam)	465.00	93.3	43,384.50
Jul 2009 adj basic to agr	579.00	-93.3	-54,020.70
Jul 2009 adj basic to agr (Ramona)	465.00	141.8	65,937.00
Jul 2009 adj basic to agr	579.00	-141.8	-82,102.20
Jul 2009 adj basic to agr (Fallbrook)	465.00	401.5	186,697.50
Jul 2009 adj basic to agr	579.00	-401.5	-232,468.50
Jul 2009 adj basic to agr (Rainbow)	465.00	413.4	192,231.00
Jul 2009 adj basic to agr	579.00	-413.4	-239,358.60
Jul 2009 adj basic to agr (Yuima)	465.00	428.7	199,345.50
Jul 2009 adj basic to agr	579.00	-428.7	-248,217.30
Jul 2009 adj basic to agr (Valley Center)	465.00	1,432.7	666,205.50
Jul 2009 adj basic to agr	579.00	-1,432.7	-829,533.30
Jul 2009 adj basic to agr (City of San Diego)	465.00	1.1	511.50
Jul 2009 adj basic to agr	579.00	-1.1	-636.90
Adjustment Subtotal		0.0	-345,978.60

SD-07 Total 6,882.4 3,638,931.00

Meter No SD-08

Treated Domestic	Constant	Previous Reading	Current Reading	Volume (Cu. Ft.)	Rate Desc.
n/o Red Mtn. n/o Mission Rd.	100	34777658	35001106	22344800	Unbundled

--- DELIVERIES ---

	Rate Per AF	Volume AF	Amount
Tier 1 Supply Rate	109.00	513.0	55,917.00
System Access Rate	143.00	513.0	73,359.00
Water Stewardship Rate	25.00	513.0	12,825.00
System Power Rate	110.00	513.0	56,430.00
Treatment Surcharge	167.00	513.0	85,671.00

Agency Name	Invoice No.	Rev.	Bill Period	Page No.	Mailed On	Due On
San Diego County Water Authority	6444	0	August 2009	4 of 7	09-10-09	10-30-09

--- DELIVERIES ---

	Rate Per AF	Volume AF	Amount
Water Supply Surcharge	25.00	513.0	12,825.00
Delivery Subtotal		513.0	297,027.00
SD-08 Total		513.0	297,027.00

Meter No SD-09

Treated Domestic	Constant	Previous Reading	Current Reading	Volume (Cu. Ft.)	Rate Desc.
w/o Rainbow Glen. Rd. n/o Red Mtn.	100	7007477	7007477	0	Unbundled

--- DELIVERIES ---

	Rate Per AF	Volume AF	Amount
SD-09 Total		0.0	0.00

Meter No SD-11

Untreated Domestic	Constant	Previous Reading	Current Reading	Volume (Cu. Ft.)	Rate Desc.
e/o Wilt Rd. n/o Dos Ninos Ave.	10,000	14637544	14751908	1143640000	Unbundled

--- DELIVERIES ---

	Rate Per AF	Volume AF	Amount
Tier 1 Supply Rate	109.00	26,254.4	2,861,729.60
System Access Rate	143.00	26,254.4	3,754,379.20
Water Stewardship Rate	25.00	26,254.4	656,360.00
System Power Rate	110.00	26,254.4	2,887,984.00
Water Supply Surcharge	25.00	26,254.4	656,360.00
Delivery Subtotal		26,254.4	10,816,812.80

--- ADJUSTMENT ---

	Rate Per AF	Volume AF	Amount
Mar 2009 adj basic to agr (City of San Diego)	322.00	3.1	998.20
Mar 2009 adj basic to agr	412.00	-3.1	-1,277.20
Mar 2009 adj basic to agr voided (City of San Diego)	322.00	-4.4	-1,416.80
Mar 2009 adj basic to agr voided	412.00	4.4	1,812.80
Apr 2009 adj basic to agr (City of San Diego)	322.00	8.1	2,608.20
Apr 2009 adj basic to agr	412.00	-8.1	-3,337.20
Apr 2009 adj basic to agr voided (City of San Diego)	322.00	-11.1	-3,574.20
Apr 2009 adj basic to agr voided	412.00	11.1	4,573.20
May 2009 adj basic to agr (City of San Diego)	322.00	10.7	3,445.40
May 2009 adj basic to agr	412.00	-10.7	-4,408.40
May 2009 adj basic to agr voided (City of San Diego)	322.00	-13.8	-4,443.60
May 2009 adj basic to agr voided	412.00	13.8	5,685.60
Jun 2009 adj basic to agr (Poway)	322.00	5.6	1,803.20
Jun 2009 adj basic to agr	412.00	-5.6	-2,307.20
Jun 2009 adj basic to agr (City of San Diego)	322.00	9.1	2,930.20
Jun 2009 adj basic to agr	412.00	-9.1	-3,749.20
Jun 2009 adj basic to agr voided (City of San Diego)	322.00	-14.0	-4,508.00
Jun 2009 adj basic to agr voided	412.00	14.0	5,768.00
Jul 2009 adj basic to agr (Santa Fe Irrigation)	322.00	3.5	1,127.00
Jul 2009 adj basic to agr	412.00	-3.5	-1,442.00
Jul 2009 adj basic to agr (Olivenhain)	322.00	42.9	13,813.80
Jul 2009 adj basic to agr	412.00	-42.9	-17,674.80
Jul 2009 adj basic to agr (Ramona)	322.00	48.8	15,713.60
Jul 2009 adj basic to agr	412.00	-48.8	-20,105.60
Jul 2009 adj basic to agr (City of San Diego)	322.00	11.0	3,542.00
Jul 2009 adj basic to agr	412.00	-11.0	-4,532.00
Jul 2009 adj basic to agr	412.00	-136.1	-56,073.20
Jul 2009 adj basic to agr (Escondido)	322.00	136.1	43,824.20
Aug 2009 ADJ EXCH IID TO SDCWA	412.00	-8,634.0	-3,557,208.00
Aug 2009 ADJ EXCH IID TO SDCWA (San Diego CWA)	278.00		2,400,252.00
Adjustment Subtotal		-8,634.0	-1,178,160.00
SD-11 Total		17,620.4	9,638,652.80

Agency Name	Invoice No.	Rev.	Bill Period	Page No.	Mailed On	Due On
San Diego County Water Authority	6444	0	August 2009	5 of 7	09-10-09	10-30-09

Meter No SD-DS1

Desalted	Constant	Previous Reading	Current Reading	Volume (Cu. Ft.)	Rate Desc.
Desalted		N/A	N/A	N/A	Unbundled

--- ADJUSTMENT ---		Rate Per AF	Volume AF	Amount
Jun 2009 LPPDS Contribution VOIDED		100.00	-144.9	14,490.00
Aug 2009 LPPDS Contribution		50.00	409.0	-20,450.00
Adjustment Subtotal			264.1	-5,960.00
SD-DS1 Total			264.1	-5,960.00

Meter No SD-RCL1

Reclaimed	Constant	Previous Reading	Current Reading	Volume (Cu. Ft.)	Rate Desc.
Reclaimed		N/A	N/A	N/A	Unbundled

--- ADJUSTMENT ---		Rate Per AF	Volume AF	Amount
Jun 2009 LRP Contribution VOIDED		250.00	-71.1	17,775.00
Aug 2009 LRP Contribution		250.00	82.6	-20,650.00
Adjustment Subtotal			11.5	-2,875.00
SD-RCL1 Total			11.5	-2,875.00

Meter No SD-RCL10

Reclaimed	Constant	Previous Reading	Current Reading	Volume (Cu. Ft.)	Rate Desc.
Reclaimed		N/A	N/A	N/A	Unbundled

--- ADJUSTMENT ---		Rate Per AF	Volume AF	Amount
Jul 2009 LRP Contribution		250.00	870.4	-217,600.00
Adjustment Subtotal			870.4	-217,600.00
SD-RCL10 Total			870.4	-217,600.00

Meter No SD-RCL11

Reclaimed	Constant	Previous Reading	Current Reading	Volume (Cu. Ft.)	Rate Desc.
Reclaimed		N/A	N/A	N/A	Unbundled

--- ADJUSTMENT ---		Rate Per AF	Volume AF	Amount
Aug 2009 Contribution		185.00	73.6	-13,816.00
Adjustment Subtotal			73.6	-13,816.00
SD-RCL11 Total			73.6	-13,816.00

Meter No SD-RCL12

Reclaimed	Constant	Previous Reading	Current Reading	Volume (Cu. Ft.)	Rate Desc.
Reclaimed		N/A	N/A	N/A	Unbundled

--- ADJUSTMENT ---		Rate Per AF	Volume AF	Amount
May 2009 LRP Contribution		250.00	45.1	-11,275.00
Aug 2009 LRP Contribution		250.00	90.3	-22,575.00
Adjustment Subtotal			135.4	-33,850.00
SD-RCL12 Total			135.4	-33,850.00

Agency Name	Invoice No.	Rev.	Bill Period	Page No.	Mailed On	Due On
San Diego County Water Authority	6444	0	August 2009	6 of 7	09-10-09	10-30-09

Meter No SD-RCL13

Reclaimed	Constant	Previous Reading	Current Reading	Volume (Cu. Ft.)	Rate Desc.
Reclaimed		N/A	N/A	N/A	Unbundled

--- ADJUSTMENT ---			Rate Per AF	Volume AF	Amount
Jun 2009 Contribution VOIDED			250.00	-140.4	35,100.00
Adjustment Subtotal				-140.4	35,100.00
SD-RCL13 Total				-140.4	35,100.00

Meter No SD-RCL14

Reclaimed	Constant	Previous Reading	Current Reading	Volume (Cu. Ft.)	Rate Desc.
Reclaimed		N/A	N/A	N/A	Unbundled

--- ADJUSTMENT ---			Rate Per AF	Volume AF	Amount
Aug 2009 Contribution			44.00	290.5	-12,782.00
Adjustment Subtotal				290.5	-12,782.00
SD-RCL14 Total				290.5	-12,782.00

Meter No SD-RCL15

Reclaimed	Constant	Previous Reading	Current Reading	Volume (Cu. Ft.)	Rate Desc.
Reclaimed		N/A	N/A	N/A	Unbundled

--- ADJUSTMENT ---			Rate Per AF	Volume AF	Amount
Jul 2009 Contribution			150.00	64.3	-9,645.00
Adjustment Subtotal				64.3	-9,645.00
SD-RCL15 Total				64.3	-9,645.00

Meter No SD-RCL5

Reclaimed	Constant	Previous Reading	Current Reading	Volume (Cu. Ft.)	Rate Desc.
Reclaimed		N/A	N/A	N/A	Unbundled

--- ADJUSTMENT ---			Rate Per AF	Volume AF	Amount
Jul 2009 LPPRE			113.00	5.5	621.50
Jul 2009 LPPRE			267.00		-1,468.50
Adjustment Subtotal				5.5	-847.00
SD-RCL5 Total				5.5	-847.00

Meter No SD-RCL6

Reclaimed	Constant	Previous Reading	Current Reading	Volume (Cu. Ft.)	Rate Desc.
Reclaimed		N/A	N/A	N/A	Unbundled

--- ADJUSTMENT ---			Rate Per AF	Volume AF	Amount
Jul 2009 LRP Contribution			185.00	564.3	-104,395.50
Adjustment Subtotal				564.3	-104,395.50
SD-RCL6 Total				564.3	-104,395.50

Agency Name	Invoice No.	Rev.	Bill Period	Page No.	Mailed On	Due On
San Diego County Water Authority	6444	0	August 2009	7 of 7	09-10-09	10-30-09

Meter No SD-RCL8

Reclaimed	Constant	Previous Reading	Current Reading	Volume (Cu. Ft.)	Rate Desc.
Reclaimed		N/A	N/A	N/A	Unbundled

--- ADJUSTMENT ---		Rate Per AF	Volume AF	Amount
May 2009 LRP Contribution		200.00	395.4	-79,080.00
Jul 2009 LRP Contribution		139.00	519.7	-72,238.30
Adjustment Subtotal			915.1	-151,318.30
SD-RCL8 Total			915.1	-151,318.30

Meter No SD-RCL9

Reclaimed	Constant	Previous Reading	Current Reading	Volume (Cu. Ft.)	Rate Desc.
Reclaimed		N/A	N/A	N/A	Unbundled

--- ADJUSTMENT ---		Rate Per AF	Volume AF	Amount
Jul 2009 LPPRE		113.00	31.3	3,536.90
Jul 2009 LPPRE		267.00		-8,357.10
Adjustment Subtotal			31.3	-4,820.20
SD-RCL9 Total			31.3	-4,820.20

Meter No SDTJ-01A

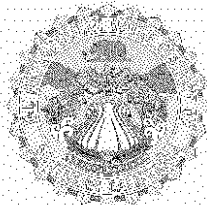
Treated Domestic	Constant	Previous Reading	Current Reading	Volume (Cu. Ft.)	Rate Desc.
San Diego-Tijuana	133.68	3012337	3012337	0	Unbundled

--- DELIVERIES ---		Rate Per AF	Volume AF	Amount
Delivery Subtotal			0.0	0.00
SDTJ-01A Total			0.0	0.00

--- OTHER CHARGES AND CREDITS ---		Amount
Conservation Ag # 66654		-660,370.15
Conservation Ag # 78189		20,118.17
Conservation Ag # ECP11-2006		-50,825.92
Conservation Ag # ECP12-2006		-10,348.60
Conservation Ag # ECP24-2007		-152,131.12
Tier 2 Surcharge adjustment for prior calendar year 2007		-499.20

VOLUME TOTAL	INVOICE TOTAL
50,896.7	\$22,886,053.38

This invoice was printed on 9/9/2009 at 2:47:34PM

**MWD**

METROPOLITAN WATER DISTRICT OF SOUTHERN CALIFORNIA

700 North Alameda Street

Los Angeles, CA, 90012-2944

INVOICE**Billed To:**

San Diego County Water Authority

**Service Address**4677 Overland Avenue
San Diego, CA 92123-1233

September 2009	Page No. 1 of 2
Mailed: 10/09/2009	Due Date: 11/30/2009
Invoice Number: 6472	Revision: 0

NOTICE

The MWD Administrative Code Section 4507 and 4508 require that payment must be made in "Good Funds" by the due date or the payment will be considered delinquent and an additional charge shall be assessed.

DELIVERIES

	Volume (AF)
Total Water Treated Delivered	15,789.3
Total Water Untreated Delivered	38,836.3

SALES

	Type	Volume (AF)	Rate (\$ /AF)	Total (\$)
Full Service	Tier 1 Supply Rate	45,790.3	\$101.00	\$4,624,820.30
	System Access Rate	45,790.3	\$154.00	\$7,051,706.20
	Water Stewardship Rate	45,790.3	\$41.00	\$1,877,402.30
	System Power Rate	45,790.3	\$119.00	\$5,449,045.70
	Delta Supply Surcharge	45,790.3	\$69.00	\$3,159,530.70
	Treatment Surcharge	15,318.0	\$217.00	\$3,324,006.00
Adjust Full Service Prior Rates				
Certification(s) for 200701 to 200712 for Domestic	Treated	-5.8	\$478.00	(\$2,772.40)
Certification(s) for 200801 to 200812 for Domestic	Treated	3.2	\$508.00	\$1,625.60
Certification(s) for 200901 to 200908 for Domestic	Treated	-3,257.6	\$579.00	(\$1,886,150.40)
	Untreated	-73.8	\$412.00	(\$30,405.60)
IAWP	Treated	3,257.6		\$1,514,784.00
	Untreated	343.8		\$110,703.60
SUBTOTAL				\$25,194,296.00

WATER MANAGEMENT

	Volume (AF)	Total (\$)
Local Resource Programs	2,978.1	(\$525,585.70)
SUBTOTAL		(\$525,585.70)

EXCHANGES, WHEELING, AND OTHER DELIVERIES

	Volume (AF)	Total (\$)
Tijuana Emergency Deliveries and Losses	565.6	\$233,027.20
IID San Diego Exchange UnTreated	8,094.0	\$2,551,236.00
		\$2,784,263.20

OTHER CHARGES AND CREDITS

	Volume (AF)	Rate (\$ /AF)	Total (\$)
Conservation Debit/Credit			\$150,876.23
Tier 2 Surcharge for 2007	5.8	\$96.00	(\$556.80)
Miscellaneous Debit/Credit (See Detail)			(\$257,921.46)
SUBTOTAL			(\$107,602.03)

ADDITIONAL INFORMATION

	Volume (AF)	Tier1 %	Peak Day	Flow (CFS)
Purchase Order Commitment (Jan 2003 to Dec 2012)	3,342,570.6			
Purchase Order Firm Delivery To Date (Jan 2003 to Dec 2012)	3,266,281.4			
Tier 1 Annual Limit (For Current Calendar Year)	543,778.4			
Tier 1 YTD Deliveries (For Current Calendar Year)	326,207.0	60.0		
Tier 1 Current Month Deliveries	42,439.2			
Capacity Charge			8/21/2007	1,296.0

MWD2010-00275263


Agency Name	Invoice No.	Rev.	Bill Period	Page No.	Mailed On	Due On
San Diego County Water Authority	6472	0	September 2009	2 of 2	10-09-09	11-30-09

INVOICE TOTAL

Volume AF
49,601.4

Amount Now Due
\$27,345,371.47

Note: Amount Due is based on highlighted fields.



MWD
 METROPOLITAN WATER DISTRICT OF SOUTHERN CALIFORNIA
 700 North Alameda Street
 Los Angeles, CA, 90012-2944

INVOICE DETAIL

NOTICE

The MWD Administrative Code Section 4507 and 4508 require that payment must be made in "Good Funds" by the due date or the payment will be considered delinquent and an additional charge shall be assessed.

IN ACCORDANCE WITH READINGS AND BILLING DATA LISTED BELOW

Agency Name	Invoice No.	Rev.	Bill Period	Page No.	Mailed On	Due On
San Diego County Water Authority	6472	0	September 2009	1 of 7	10-09-09	11-30-09

Meter No CM-10

Treated	Constant	Previous Reading	Current Reading	Volume (Cu. Ft.)	Rate Desc.
Treated Domestic		0	0	0	Unbundled

--- ADJUSTMENT ---	Rate Per AF	Volume AF	Amount
Oct 2007 ADJ OC TO SD TRANSFER, State Parks Revision VOIDED	478.00	-79.0	-37,762.00
Oct 2007 OC to SD TRANSFER, State Parks Revision	478.00	77.8	37,188.40
Nov 2007 ADJ OC TO SD TRANSFER, State Parks Revision VOIDED	478.00	-77.7	-37,140.60
Nov 2007 OC to SD TRANSFER, State Parks Revision	478.00	73.0	34,894.00
Dec 2007 ADJ OC TO SD TRANSFER, State Parks Revision VOIDED	478.00	-40.4	-19,311.20
Dec 2007 OC to SD TRANSFER, State Parks Revision	478.00	40.5	19,359.00
Jan 2008 ADJ OC TO SD TRANSFER, State Parks Revision VOIDED	508.00	-80.1	-40,690.80
Jan 2008 OC to SD TRANSFER, State Parks Revision	508.00	80.3	40,792.40
Mar 2008 ADJ OC TO SD TRANSFER, State Parks Revision VOIDED	508.00	-71.5	-36,322.00
Mar 2008 OC to SD TRANSFER, State Parks Revision	508.00	70.3	35,712.40
Apr 2008 ADJ OC TO SD TRANSFER, State Parks Revision VOIDED	508.00	-65.5	-33,274.00
Apr 2008 OC to SD TRANSFER, State Parks Revision	508.00	69.7	35,407.60
Sep 2009 OC TO SD TRANSFER	701.00	74.6	52,294.60
Adjustment Subtotal		72.0	51,147.80
CM-10 Total		72.0	51,147.80

Meter No SD-01A

Treated Domestic	Constant	Previous Reading	Current Reading	Volume (Cu. Ft.)	Rate Desc.
Rainbow Cyn. Rd. e/o Frontage Rd.	1,000	24435587	24610871	175284000	Unbundled

--- DELIVERIES ---	Rate Per AF	Volume AF	Amount
Tier 1 Supply Rate	101.00	4,024.0	406,424.00
System Access Rate	154.00	4,024.0	619,696.00
Water Stewardship Rate	41.00	4,024.0	164,984.00
System Power Rate	119.00	4,024.0	478,856.00
Treatment Surcharge	217.00	4,024.0	873,208.00
Delta Supply Surcharge	69.00	4,024.0	277,656.00
Delivery Subtotal		4,024.0	2,820,824.00
SD-01A Total		4,024.0	2,820,824.00

Meter No SD-01B

Treated Domestic	Constant	Previous Reading	Current Reading	Volume (Cu. Ft.)	Rate Desc.
Rainbow Cyn. Rd. e/o Frontage Rd.	1,000	24038457	24212332	173875000	Unbundled

--- DELIVERIES ---	Rate Per AF	Volume AF	Amount
Tier 1 Supply Rate	101.00	3,991.6	403,151.60
System Access Rate	154.00	3,991.6	614,706.40

Agency Name	Invoice No.	Rev.	Bill Period	Page No.	Mailed On	Due On
San Diego County Water Authority	6472	0	September 2009	2 of 7	10-09-09	11-30-09

--- DELIVERIES ---

	Rate Per AF	Volume AF	Amount
Water Stewardship Rate	41.00	3,991.6	163,655.60
System Power Rate	119.00	3,991.6	475,000.40
Treatment Surcharge	217.00	3,991.6	866,177.20
Delta Supply Surcharge	69.00	3,991.6	275,420.40
Delivery Subtotal		3,991.6	2,798,111.60
SD-01B Total		3,991.6	2,798,111.60

Meter No SD-02

Treated Domestic	Constant	Previous Reading	Current Reading	Volume (Cu. Ft.)	Rate Desc.
w/o Rainbow Glen Rd.	100	23895542	24122935	22739300	Unbundled

--- DELIVERIES ---

	Rate Per AF	Volume AF	Amount
Tier 1 Supply Rate	101.00	522.0	52,722.00
System Access Rate	154.00	522.0	80,388.00
Water Stewardship Rate	41.00	522.0	21,402.00
System Power Rate	119.00	522.0	62,118.00
Treatment Surcharge	217.00	522.0	113,274.00
Delta Supply Surcharge	69.00	522.0	36,018.00
Sep 2009, meter under 10% flow Tier 1 supply rate	101.00	0.4	40.40
Sep 2009, meter under 10% flow System access rate	154.00	0.4	61.60
Sep 2009, meter under 10% flow Water stewardship rate	41.00	0.4	16.40
Sep 2009, meter under 10% flow System power rate	119.00	0.4	47.60
Sep 2009, meter under 10% flow Treatment surcharge	217.00	0.4	86.80
Sep 2009, meter under 10% flow Delta supply surcharge	69.00	0.4	27.60
Delivery Subtotal		522.4	366,202.40
SD-02 Total		522.4	366,202.40

Meter No SD-03

Untreated Domestic	Constant	Previous Reading	Current Reading	Volume (Cu. Ft.)	Rate Desc.
Rainbow Cyn. Rd. e/o Frontage Rd.	1,000	77269720	77968048	698328000	Unbundled

--- DELIVERIES ---

	Rate Per AF	Volume AF	Amount
Tier 1 Supply Rate	101.00	16,031.4	1,619,171.40
System Access Rate	154.00	16,031.4	2,468,835.60
Water Stewardship Rate	41.00	16,031.4	657,287.40
System Power Rate	119.00	16,031.4	1,907,736.60
Delta Supply Surcharge	69.00	16,031.4	1,106,166.60
Delivery Subtotal		16,031.4	7,759,197.60
SD-03 Total		16,031.4	7,759,197.60

Meter No SD-05

Treated Domestic	Constant	Previous Reading	Current Reading	Volume (Cu. Ft.)	Rate Desc.
s/o Reche Rd. w/o Wilt Rd.	100	8480933	8572561	9162800	Unbundled

--- DELIVERIES ---

	Rate Per AF	Volume AF	Amount
Tier 1 Supply Rate	101.00	210.3	21,240.30
System Access Rate	154.00	210.3	32,386.20
Water Stewardship Rate	41.00	210.3	8,622.30
System Power Rate	119.00	210.3	25,025.70
Treatment Surcharge	217.00	210.3	45,635.10
Delta Supply Surcharge	69.00	210.3	14,510.70
Delivery Subtotal		210.3	147,420.30
SD-05 Total		210.3	147,420.30

Agency Name	Invoice No.	Rev.	Bill Period	Page No.	Mailed On	Due On
San Diego County Water Authority	6472	0	September 2009	3 of 7	10-09-09	11-30-09

Meter No SD-07

Treated Domestic	Constant	Previous Reading	Current Reading	Volume (Cu. Ft.)	Rate Desc.
e/o Wilt Rd. n/o Dos Ninos Ave.	1,000	112179463	112476634	297171000	Unbundled

DELIVERIES	Rate Per AF	Volume AF	Amount
Tier 1 Supply Rate	101.00	6,822.1	689,032.10
System Access Rate	154.00	6,822.1	1,050,603.40
Water Stewardship Rate	41.00	6,822.1	279,706.10
System Power Rate	119.00	6,822.1	811,829.90
Treatment Surcharge	217.00	6,822.1	1,480,395.70
Delta Supply Surcharge	69.00	6,822.1	470,724.90
Sep 2009, meter under 10% flow Tier 1 supply rate	101.00	0.2	20.20
Sep 2009, meter under 10% flow System access rate	154.00	0.2	30.80
Sep 2009, meter under 10% flow Water stewardship rate	41.00	0.2	8.20
Sep 2009, meter under 10% flow System power rate	119.00	0.2	23.80
Sep 2009, meter under 10% flow Treatment surcharge	217.00	0.2	43.40
Sep 2009, meter under 10% flow Delta supply surcharge	69.00	0.2	13.80
Delivery Subtotal		6,822.3	4,782,432.30

ADJUSTMENT	Rate Per AF	Volume AF	Amount
Jul 2009 adj basic to agr (Vista)	465.00	3.7	1,720.50
Jul 2009 adj basic to agr	579.00	-3.7	-2,142.30
Jul 2009 adj basic to agr (Rincon)	465.00	35.6	16,554.00
Jul 2009 adj basic to agr	579.00	-35.6	-20,612.40
Aug 2009 adj basic to agr (Rincon)	465.00	34.4	15,996.00
Aug 2009 adj basic to agr	579.00	-34.4	-19,917.60
Aug 2009 adj basic to agr (Olivenhain)	465.00	5.7	2,650.50
Aug 2009 adj basic to agr	579.00	-5.7	-3,300.30
Aug 2009 adj basic to agr (Carlsbad Municipal)	465.00	53.0	24,645.00
Aug 2009 adj basic to agr	579.00	-53.0	-30,687.00
Aug 2009 adj basic to agr (Vallecitos)	465.00	92.4	42,966.00
Aug 2009 adj basic to agr	579.00	-92.4	-53,499.60
Aug 2009 adj basic to agr (Padre Dam)	465.00	164.8	76,632.00
Aug 2009 adj basic to agr	579.00	-164.8	-95,419.20
Aug 2009 adj basic to agr (Ramona)	465.00	186.5	86,722.50
Aug 2009 adj basic to agr	579.00	-186.5	-107,983.50
Aug 2009 adj basic to agr (Fallbrook)	465.00	341.4	158,751.00
Aug 2009 adj basic to agr	579.00	-341.4	-197,670.60
Aug 2009 adj basic to agr (Rainbow)	465.00	423.9	197,113.50
Aug 2009 adj basic to agr	579.00	-423.9	-245,438.10
Aug 2009 adj basic to agr (Yuima)	465.00	441.9	205,483.50
Aug 2009 adj basic to agr	579.00	-441.9	-255,860.10
Aug 2009 adj basic to agr (Valley Center)	465.00	1,465.0	681,225.00
Aug 2009 adj basic to agr	579.00	-1,465.0	-848,235.00
Aug 2009 adj basic to agr (Vista)	465.00	7.7	3,580.50
Aug 2009 adj basic to agr	579.00	-7.7	-4,458.30
Aug 2009 adj basic to agr (City of San Diego)	465.00	1.6	744.00
Aug 2009 adj basic to agr	579.00	-1.6	-926.40
Sep 2009 ADJ FROM FULL SERVICE TO TIJUANA DELIVERY	701.00	-545.9	-382,675.90
Adjustment Subtotal		-545.9	-754,042.30

SD-07 Total **6,276.4** **4,028,390.00**

Meter No SD-08

Treated Domestic	Constant	Previous Reading	Current Reading	Volume (Cu. Ft.)	Rate Desc.
n/o Red Mtn. n/o Mission Rd.	100	35001106	35096388	9528200	Unbundled

DELIVERIES	Rate Per AF	Volume AF	Amount
Tier 1 Supply Rate	101.00	218.7	22,088.70
System Access Rate	154.00	218.7	33,679.80
Water Stewardship Rate	41.00	218.7	8,966.70
System Power Rate	119.00	218.7	26,025.30
Treatment Surcharge	217.00	218.7	47,457.90
Delta Supply Surcharge	69.00	218.7	15,090.30

Agency Name	Invoice No.	Rev.	Bill Period	Page No.	Mailed On	Due On
San Diego County Water Authority	6472	0	September 2009	4 of 7	10-09-09	11-30-09

Delivery Subtotal 218.7 153,308.70

SD-08 Total 218.7 153,308.70

Meter No SD-09

Treated Domestic	Constant	Previous Reading	Current Reading	Volume (Cu. Ft.)	Rate Desc.
w/o Rainbow Glen. Rd. n/o Red Mtn.	100	7007477	7007477	0	Unbundled

--- DELIVERIES ---

Rate Per AF	Volume AF	Amount
	0.0	0.00
SD-09 Total		

Meter No SD-11

Untreated Domestic	Constant	Previous Reading	Current Reading	Volume (Cu. Ft.)	Rate Desc.
e/o Wilt Rd. n/o Dos Ninos Ave.	10,000	14751908	14851246	993380000	Unbundled

--- DELIVERIES ---

	Rate Per AF	Volume AF	Amount
Tier 1 Supply Rate	101.00	22,804.9	2,303,294.90
System Access Rate	154.00	22,804.9	3,511,954.60
Water Stewardship Rate	41.00	22,804.9	935,000.90
System Power Rate	119.00	22,804.9	2,713,783.10
Delta Supply Surcharge	69.00	22,804.9	1,573,538.10
Delivery Subtotal		22,804.9	11,037,571.60

--- ADJUSTMENT ---

	Rate Per AF	Volume AF	Amount
Jul 2009 adj basic to agr (Vista)	322.00	3.1	998.20
Jul 2009 adj basic to agr	412.00	-3.1	-1,277.20
Jul 2009 adj basic to agr (Poway)	322.00	5.2	1,674.40
Jul 2009 adj basic to agr	412.00	-5.2	-2,142.40
Aug 2009 adj basic to agr (Santa Fe Irrigation)	322.00	10.6	3,413.20
Aug 2009 adj basic to agr	412.00	-10.6	-4,367.20
Aug 2009 adj basic to agr (Olivenhain)	322.00	44.4	14,296.80
Aug 2009 adj basic to agr	412.00	-44.4	-18,292.80
Aug 2009 adj basic to agr (Ramona)	322.00	81.1	26,114.20
Aug 2009 adj basic to agr	412.00	-81.1	-33,413.20
Aug 2009 ADJ EXCH IID TO SDCWA VOIDED	412.00	8,634.0	3,557,208.00
Aug 2009 ADJ EXCH IID TO SDCWA VOIDED (San Diego CWA)	278.00		-2,400,252.00
Aug 2009 adj basic to agr (City of San Diego)	322.00	14.4	4,636.80
Aug 2009 adj basic to agr	412.00	-14.4	-5,932.80
Aug 2009 adj basic to agr (Escondido)	322.00	185.0	59,570.00
Aug 2009 adj basic to agr	412.00	-185.0	-76,220.00
Aug 2009 ADJ EXCH IID TO SDCWA	412.00	-8,364.0	-3,445,968.00
Aug 2009 ADJ EXCH IID TO SDCWA (San Diego CWA)	278.00		2,325,192.00
Sep 2009 ADJ EXCH IID TO SDCWA	484.00	-8,364.0	-4,048,176.00
Sep 2009 ADJ EXCH IID TO SDCWA (San Diego CWA)	314.00		2,626,296.00
Adjustment Subtotal		-8,094.0	-1,416,642.00
SD-11 Total		14,710.9	9,620,929.60

Meter No SD-DS1

Desalted	Constant	Previous Reading	Current Reading	Volume (Cu. Ft.)	Rate Desc.
Desalted		N/A	N/A	N/A	Unbundled

--- ADJUSTMENT ---

	Rate Per AF	Volume AF	Amount
Sep 2009 LPPDS Contribution	50.00	526.6	-26,330.00
Adjustment Subtotal		526.6	-26,330.00
SD-DS1 Total		526.6	-26,330.00

Agency Name	Invoice No.	Rev.	Bill Period	Page No.	Mailed On	Due On
San Diego County Water Authority	6472	0	September 2009	5 of 7	10-09-09	11-30-09

Meter No SD-RCL1

Reclaimed	Constant	Previous Reading	Current Reading	Volume (Cu. Ft.)	Rate Desc.
Reclaimed		N/A	N/A	N/A	Unbundled

--- ADJUSTMENT ---			Rate Per AF	Volume AF	Amount
Sep 2009 LRP Contribution			250.00	74.3	-18,575.00
Adjustment Subtotal				74.3	-18,575.00
SD-RCL1 Total				74.3	-18,575.00

Meter No SD-RCL10

Reclaimed	Constant	Previous Reading	Current Reading	Volume (Cu. Ft.)	Rate Desc.
Reclaimed		N/A	N/A	N/A	Unbundled

--- ADJUSTMENT ---			Rate Per AF	Volume AF	Amount
Aug 2009 LRP Contribution			250.00	725.5	-181,375.00
Adjustment Subtotal				725.5	-181,375.00
SD-RCL10 Total				725.5	-181,375.00

Meter No SD-RCL12

Reclaimed	Constant	Previous Reading	Current Reading	Volume (Cu. Ft.)	Rate Desc.
Reclaimed		N/A	N/A	N/A	Unbundled

--- ADJUSTMENT ---			Rate Per AF	Volume AF	Amount
Jul 2009 LRP Contribution			250.00	67.5	-16,875.00
Adjustment Subtotal				67.5	-16,875.00
SD-RCL12 Total				67.5	-16,875.00

Meter No SD-RCL13

Reclaimed	Constant	Previous Reading	Current Reading	Volume (Cu. Ft.)	Rate Desc.
Reclaimed		N/A	N/A	N/A	Unbundled

--- ADJUSTMENT ---			Rate Per AF	Volume AF	Amount
Aug 2009 Contribution			250.00	167.4	-41,850.00
Sep 2009 Contribution			250.00	129.0	-32,250.00
Adjustment Subtotal				296.4	-74,100.00
SD-RCL13 Total				296.4	-74,100.00

Meter No SD-RCL15

Reclaimed	Constant	Previous Reading	Current Reading	Volume (Cu. Ft.)	Rate Desc.
Reclaimed		N/A	N/A	N/A	Unbundled

--- ADJUSTMENT ---			Rate Per AF	Volume AF	Amount
Aug 2009 Contribution			150.00	193.0	-28,950.00
Adjustment Subtotal				193.0	-28,950.00
SD-RCL15 Total				193.0	-28,950.00

Agency Name	Invoice No.	Rev.	Bill Period	Page No.	Mailed On	Due On
San Diego County Water Authority	6472	0	September 2009	6 of 7	10-09-09	11-30-09

Meter No SD-RCL6

Reclaimed	Constant	Previous Reading	Current Reading	Volume (Cu. Ft.)	Rate Desc.
Reclaimed		N/A	N/A	N/A	Unbundled

--- ADJUSTMENT ---			Rate Per AF	Volume AF	Amount
Aug 2009 LRP Contribution			185.00	581.5	-107,577.50
Adjustment Subtotal				581.5	-107,577.50
SD-RCL6 Total				581.5	-107,577.50

Meter No SD-RCL8

Reclaimed	Constant	Previous Reading	Current Reading	Volume (Cu. Ft.)	Rate Desc.
Reclaimed		N/A	N/A	N/A	Unbundled

--- ADJUSTMENT ---			Rate Per AF	Volume AF	Amount
Aug 2009 LRP Contribution			139.00	483.0	-67,137.00
Adjustment Subtotal				483.0	-67,137.00
SD-RCL8 Total				483.0	-67,137.00

Meter No SD-RCL9

Reclaimed	Constant	Previous Reading	Current Reading	Volume (Cu. Ft.)	Rate Desc.
		N/A	N/A	N/A	Unbundled

--- ADJUSTMENT ---			Rate Per AF	Volume AF	Amount
Aug 2009 LPPRE			113.00	30.3	3,423.90
Aug 2009 LPPRE			267.00		-8,090.10
Adjustment Subtotal				30.3	-4,666.20
SD-RCL9 Total				30.3	-4,666.20

Meter No SDTJ-01A

Treated Domestic	Constant	Previous Reading	Current Reading	Volume (Cu. Ft.)	Rate Desc.
San Diego-Tijuana	133.68	3012337	3183345	22860435	Unbundled

--- DELIVERIES ---			Rate Per AF	Volume AF	Amount
System Access Rate			154.00	524.8	80,819.20
Water Stewardship Rate			41.00	524.8	21,516.80
Treatment Surcharge			217.00	524.8	113,881.60
Delivery Subtotal				524.8	216,217.60


--- ADJUSTMENT ---			Rate Per AF	Volume AF	Amount
OTAY Loss for Tijuana Delivery (Otay)			412.00	15.7	6,468.40
SD Loss for Tijuana Delivery (San Diego CWA)			412.00	5.4	2,224.80
MWD Loss for Tijuana Delivery			412.00	19.7	8,116.40
Adjustment Subtotal				40.8	16,809.60
SDTJ-01A Total				565.6	233,027.20

--- OTHER CHARGES AND CREDITS ---			Amount		
Conservation Ag # 78189					150,876.23
RTS adjustment for FY 2008/09					-308,242.90
Tier 2 Surcharge adjustment for prior calendar year 2007					-556.80
Variable Power-Treated 524.8AF @Est.\$88.97/AF, 9/09 Tijuana Delivery					46,691.46
Variable Power-Treated (Loss) 40.8AF @Est.\$88.97/AF, 9/09 Tijuana Delivery					3,629.98

Agency Name	Invoice No.	Rev.	Bill Period	Page No.	Mailed On	Due On
San Diego County Water Authority	6472	0	September 2009	7 of 7	10-09-09	11-30-09

VOLUME TOTAL	INVOICE TOTAL
49,601.4	\$27,345,371.47

This invoice was printed on 10/9/2009 at 10:16:08AM.



MWD
 METROPOLITAN WATER DISTRICT OF SOUTHERN CALIFORNIA
 700 North Alameda Street
 Los Angeles, CA, 90012-2944

INVOICE

Billed To:
 San Diego County Water Authority



Service Address
 4677 Overland Avenue
 San Diego, CA 92123-1233

October 2009	Page No. 1 of 2
Mailed: 11/10/2009	Due Date: 12/30/2009
Invoice Number: 6500	Revision: 0

NOTICE

The MWD Administrative Code Section 4507 and 4508 require that payment must be made in "Good Funds" by the due date or the payment will be considered delinquent and an additional charge shall be assessed.

DELIVERIES	Volume (AF)
Total Water Treated Delivered	11,180.0
Total Water Untreated Delivered	38,623.4

SALES	Type	Volume (AF)	Rate (\$ /AF)	Total (\$)
Full Service	Tier 1 Supply Rate	37,120.7	\$101.00	\$3,749,190.70
	System Access Rate	37,120.7	\$154.00	\$5,716,587.80
	Water Stewardship Rate	37,120.7	\$41.00	\$1,521,948.70
	System Power Rate	37,120.7	\$119.00	\$4,417,363.30
	Delta Supply Surcharge	37,120.7	\$69.00	\$2,561,328.30
	Treatment Surcharge	7,186.6	\$217.00	\$1,559,492.20
Adjust Full Service Prior Rates				
Certification(s) for 200901 to 200908 for Domestic	Untreated	-0.7	\$412.00	(\$288.40)
IAWP	Treated	3,819.0		\$2,241,753.00
	Untreated	326.0		\$128,393.60
SUBTOTAL				\$21,895,769.20

WATER MANAGEMENT	Volume (AF)	Total (\$)
Local Resource Programs	2,864.2	(\$516,648.90)
SUBTOTAL		(\$516,648.90)

EXCHANGES, WHEELING, AND OTHER DELIVERIES	Volume (AF)	Total (\$)
Tijuana Emergency Deliveries and Losses	233.9	\$96,366.80
IID San Diego Exchange UnTreated	8,364.0	\$2,626,296.00
		\$2,722,662.80

OTHER CHARGES AND CREDITS	Rate (\$ /AF)	Total (\$)
Conservation Debit/Credit		(\$8,653.62)
Readiness To Serve Charge(Payment Schedule: S)		\$6,285,343.00
Capacity Charge(Payment Schedule: S)		\$4,406,400.00
Miscellaneous Debit/Credit (See Detail)		\$25,979.16
SUBTOTAL		\$10,709,068.54

ADDITIONAL INFORMATION	Volume (AF)	Tier1 %	Peak Day	Flow (CFS)
Purchase Order Commitment (Jan 2003 to Dec 2012)	3,342,570.6			
Purchase Order Firm Delivery To Date (Jan 2003 to Dec 2012)	3,303,385.2			
Tier 1 Annual Limit (For Current Calendar Year)	543,778.4			
Tier 1 YTD Deliveries (For Current Calendar Year)	363,299.2	67.0		
Tier 1 Current Month Deliveries	37,111.9			
Capacity Charge			8/21/2007	1,296.0

Agency Name	Invoice No.	Rev.	Bill Period	Page No.	Mailed On	Due On
San Diego County Water Authority	6500	0	October 2009	2 of 2	11-10-09	12-30-09

INVOICE TOTAL

Volume AF
44,363.1

Amount Now Due
\$34,810,851.64

Note: Amount Due is based on highlighted fields.



MWD

METROPOLITAN WATER DISTRICT OF SOUTHERN CALIFORNIA

700 North Alameda Street

Los Angeles, CA, 90012-2944

INVOICE DETAIL

NOTICE	
The MWD Administrative Code Section 4507 and 4508 require that payment must be made in "Good Funds" by the due date or the payment will be considered delinquent and an additional charge shall be assessed.	

IN ACCORDANCE WITH READINGS AND BILLING DATA LISTED BELOW

Agency Name	Invoice No.	Rev.	Bill Period	Page No.	Mailed On	Due On
San Diego County Water Authority	6500	0	October 2009	1 of 7	11-10-09	12-30-09

Meter No CM-10

Treated	Constant	Previous Reading	Current Reading	Volume (Cu. Ft.)	Rate Desc.
Treated Domestic		0	0	0	Unbundled

--- ADJUSTMENT ---				Rate Per AF	Volume AF	Amount
Oct 2009 ADJ OC to SD TRANSFER				701.00	51.4	36,031.40
Adjustment Subtotal					51.4	36,031.40
CM-10 Total					51.4	36,031.40

Meter No SD-01A

Treated Domestic	Constant	Previous Reading	Current Reading	Volume (Cu. Ft.)	Rate Desc.
Rainbow Cyn. Rd. e/o Frontage Rd.	1,000	24610871	24734530	123659000	Unbundled

--- DELIVERIES ---				Rate Per AF	Volume AF	Amount
Tier 1 Supply Rate				101.00	2,838.8	286,718.80
System Access Rate				154.00	2,838.8	437,175.20
Water Stewardship Rate				41.00	2,838.8	116,390.80
System Power Rate				119.00	2,838.8	337,817.20
Treatment Surcharge				217.00	2,838.8	616,019.60
Delta Supply Surcharge				69.00	2,838.8	195,877.20
Delivery Subtotal					2,838.8	1,989,998.80
SD-01A Total					2,838.8	1,989,998.80

Meter No SD-01B

Treated Domestic	Constant	Previous Reading	Current Reading	Volume (Cu. Ft.)	Rate Desc.
Rainbow Cyn. Rd. e/o Frontage Rd.	1,000	24212332	24332147	119815000	Unbundled

--- DELIVERIES ---				Rate Per AF	Volume AF	Amount
Tier 1 Supply Rate				101.00	2,750.6	277,810.60
System Access Rate				154.00	2,750.6	423,592.40
Water Stewardship Rate				41.00	2,750.6	112,774.60
System Power Rate				119.00	2,750.6	327,321.40
Treatment Surcharge				217.00	2,750.6	596,880.20
Delta Supply Surcharge				69.00	2,750.6	189,791.40
Delivery Subtotal					2,750.6	1,928,170.60
SD-01B Total					2,750.6	1,928,170.60

Agency Name	Invoice No.	Rev.	Bill Period	Page No.	Mailed On	Due On
San Diego County Water Authority	6500	0	October 2009	2 of 7	11-10-09	12-30-09

Meter No SD-02

Treated Domestic	Constant	Previous Reading	Current Reading	Volume (Cu. Ft.)	Rate Desc.
w/o Rainbow Glen Rd.	100	24122935	24263764	14082900	Unbundled

--- DELIVERIES ---	Rate Per AF	Volume AF	Amount
Tier 1 Supply Rate	101.00	323.3	32,653.30
System Access Rate	154.00	323.3	49,788.20
Water Stewardship Rate	41.00	323.3	13,255.30
System Power Rate	119.00	323.3	38,472.70
Treatment Surcharge	217.00	323.3	70,156.10
Delta Supply Surcharge	69.00	323.3	22,307.70
Oct 2009, meter under 10% flow Tier 1 supply rate	101.00	0.4	40.40
Oct 2009, meter under 10% flow System access rate	154.00	0.4	61.60
Oct 2009, meter under 10% flow Water stewardship rate	41.00	0.4	16.40
Oct 2009, meter under 10% flow System power rate	119.00	0.4	47.60
Oct 2009, meter under 10% flow Treatment surcharge	217.00	0.4	86.80
Oct 2009, meter under 10% flow Delta supply surcharge	69.00	0.4	27.60
Delivery Subtotal		323.7	226,913.70
SD-02 Total		323.7	226,913.70

Meter No SD-03

Untreated Domestic	Constant	Previous Reading	Current Reading	Volume (Cu. Ft.)	Rate Desc.
Rainbow Cyn. Rd. e/o Frontage Rd.	1,000	77968048	78687833	719785000	Unbundled

--- DELIVERIES ---	Rate Per AF	Volume AF	Amount
Tier 1 Supply Rate	101.00	16,524.0	1,668,924.00
System Access Rate	154.00	16,524.0	2,544,696.00
Water Stewardship Rate	41.00	16,524.0	677,484.00
System Power Rate	119.00	16,524.0	1,966,356.00
Delta Supply Surcharge	69.00	16,524.0	1,140,156.00
Delivery Subtotal		16,524.0	7,997,616.00
SD-03 Total		16,524.0	7,997,616.00

Meter No SD-05

Treated Domestic	Constant	Previous Reading	Current Reading	Volume (Cu. Ft.)	Rate Desc.
s/o Reche Rd. w/o Wilt Rd.	100	8572561	8646989	7442800	Unbundled

--- DELIVERIES ---	Rate Per AF	Volume AF	Amount
Tier 1 Supply Rate	101.00	170.9	17,260.90
System Access Rate	154.00	170.9	26,318.60
Water Stewardship Rate	41.00	170.9	7,006.90
System Power Rate	119.00	170.9	20,337.10
Treatment Surcharge	217.00	170.9	37,085.30
Delta Supply Surcharge	69.00	170.9	11,792.10
Delivery Subtotal		170.9	119,800.90
SD-05 Total		170.9	119,800.90

Meter No SD-07

Treated Domestic	Constant	Previous Reading	Current Reading	Volume (Cu. Ft.)	Rate Desc.
e/o Wilt Rd. n/o Dos Ninos Ave.	1,000	112476634	112680892	204258000	Unbundled

--- DELIVERIES ---	Rate Per AF	Volume AF	Amount
Tier 1 Supply Rate	101.00	4,689.1	473,599.10
System Access Rate	154.00	4,689.1	722,121.40
Water Stewardship Rate	41.00	4,689.1	192,253.10
System Power Rate	119.00	4,689.1	558,002.90
Treatment Surcharge	217.00	4,689.1	1,017,534.70

Agency Name	Invoice No.	Rev.	Bill Period	Page No.	Mailed On	Due On
San Diego County Water Authority	6500	0	October 2009	3 of 7	11-10-09	12-30-09

--- DELIVERIES ---

	Rate Per AF	Volume AF	Amount
Delta Supply Surcharge	69.00	4,689.1	323,547.90
Oct 2009, meter under 10% flow Tier 1 supply rate	101.00	0.5	50.50
Oct 2009, meter under 10% flow System access rate	154.00	0.5	77.00
Oct 2009, meter under 10% flow Water stewardship rate	41.00	0.5	20.50
Oct 2009, meter under 10% flow System power rate	119.00	0.5	59.50
Oct 2009, meter under 10% flow Treatment surcharge	217.00	0.5	108.50
Oct 2009, meter under 10% flow Delta supply surcharge	69.00	0.5	34.50
Delivery Subtotal		4,689.6	3,287,409.60

--- ADJUSTMENT ---

	Rate Per AF	Volume AF	Amount
Sep 2009 adj basic to agr (City of San Diego)	587.00	1.1	645.70
Sep 2009 adj basic to agr	701.00	-1.1	-771.10
Sep 2009 adj basic to agr (Carlsbad Municipal)	587.00	45.6	26,767.20
Sep 2009 adj basic to agr	701.00	-45.6	-31,965.60
Sep 2009 adj basic to agr (Olivenhain)	587.00	0.8	469.60
Sep 2009 adj basic to agr	701.00	-0.8	-560.80
Sep 2009 adj basic to agr (Vallecitos)	587.00	92.0	54,004.00
Sep 2009 adj basic to agr	701.00	-92.0	-64,492.00
Sep 2009 adj basic to agr (Ramona)	587.00	228.5	134,129.50
Sep 2009 adj basic to agr	701.00	-228.5	-160,178.50
Sep 2009 adj basic to agr (Fallbrook)	587.00	413.7	242,841.90
Sep 2009 adj basic to agr	701.00	-413.7	-290,003.70
Sep 2009 adj basic to agr (Rainbow)	587.00	448.4	263,210.80
Sep 2009 adj basic to agr	701.00	-448.4	-314,328.40
Sep 2009 adj basic to agr (Yuima)	587.00	510.0	299,370.00
Sep 2009 adj basic to agr	701.00	-510.0	-357,510.00
Sep 2009 adj basic to agr (Valley Center)	587.00	1,501.9	881,615.30
Sep 2009 adj basic to agr	701.00	-1,501.9	-1,052,831.90
Sep 2009 adj basic to agr (Vista)	587.00	3.8	2,230.60
Sep 2009 adj basic to agr	701.00	-3.8	-2,663.80
Sep 2009 adj basic to agr (Padre Dam)	587.00	124.8	73,257.60
Sep 2009 adj basic to agr	701.00	-124.8	-87,484.80
Oct 2009 ADJ FROM FULL SERVICE TO TIJUANA DELIVERY	701.00	-225.8	-158,285.80
Oct 2009 adj basic to agr (Vallecitos)	587.00	89.4	52,477.80
Oct 2009 adj basic to agr	701.00	-89.4	-62,669.40
Oct 2009 adj basic to agr (Rainbow)	587.00	359.0	210,733.00
Oct 2009 adj basic to agr	701.00	-359.0	-251,659.00
Adjustment Subtotal		-225.8	-593,651.80
SD-07 Total		4,463.8	2,693,757.80

Meter No SD-08

Treated Domestic	Constant	Previous Reading	Current Reading	Volume (Cu. Ft.)	Rate Desc.
n/o Red Mtn. n/o Mission Rd.	100	35096388	35273436	17704800	Unbundled

--- DELIVERIES ---

	Rate Per AF	Volume AF	Amount
Tier 1 Supply Rate	101.00	406.4	41,046.40
System Access Rate	154.00	406.4	62,585.60
Water Stewardship Rate	41.00	406.4	16,662.40
System Power Rate	119.00	406.4	48,361.60
Treatment Surcharge	217.00	406.4	88,188.80
Delta Supply Surcharge	69.00	406.4	28,041.60
Delivery Subtotal		406.4	284,886.40
SD-08 Total		406.4	284,886.40

Meter No SD-09

Treated Domestic	Constant	Previous Reading	Current Reading	Volume (Cu. Ft.)	Rate Desc.
w/o Rainbow Glen. Rd. n/o Red Mtn.	100	7007477	7007477	0	Unbundled

--- DELIVERIES ---

Rate Per AF	Volume AF	Amount
-------------	-----------	--------

Agency Name	Invoice No.	Rev.	Bill Period	Page No.	Mailed On	Due On
San Diego County Water Authority	6500	0	October 2009	4 of 7	11-10-09	12-30-09

SD-09 Total	0.0	0.00
-------------	-----	------

Meter No SD-11

Untreated Domestic	Constant	Previous Reading	Current Reading	Volume (Cu. Ft.)	Rate Desc
e/o Wilt Rd. n/o Dos Ninos Ave.	10,000	14851246	14947511	962650000	Unbundled

--- DELIVERIES ---

	Rate Per AF	Volume AF	Amount
Tier 1 Supply Rate	101.00	22,099.4	2,232,039.40
System Access Rate	154.00	22,099.4	3,403,307.60
Water Stewardship Rate	41.00	22,099.4	906,075.40
System Power Rate	119.00	22,099.4	2,629,828.60
Delta Supply Surcharge	69.00	22,099.4	1,524,858.60
Delivery Subtotal		22,099.4	10,696,109.60

--- ADJUSTMENT ---

	Rate Per AF	Volume AF	Amount
Aug 2009 adj basic to agr (Poway)	322.00	0.7	225.40
Aug 2009 adj basic to agr	412.00	-0.7	-288.40
Sep 2009 adj basic to agr (Santa Fe Irrigation)	394.00	4.5	1,773.00
Sep 2009 adj basic to agr	484.00	-4.5	-2,178.00
Sep 2009 adj basic to agr (City of San Diego)	394.00	13.5	5,319.00
Sep 2009 adj basic to agr	484.00	-13.5	-6,534.00
Sep 2009 adj basic to agr (Olivenhain)	394.00	49.0	19,306.00
Sep 2009 adj basic to agr	484.00	-49.0	-23,716.00
Sep 2009 adj basic to agr (Ramona)	394.00	0.1	39.40
Sep 2009 adj basic to agr	484.00	-0.1	-48.40
Sep 2009 adj basic to agr (Vista)	394.00	5.0	1,970.00
Sep 2009 adj basic to agr	484.00	-5.0	-2,420.00
Sep 2009 adj basic to agr (Escondido)	394.00	253.2	99,760.80
Sep 2009 adj basic to agr	484.00	-253.2	-122,548.80
Oct 2009 ADJ EXCH IID TO SDCWA	484.00	-8,364.0	-4,048,178.00
Oct 2009 ADJ EXCH IID TO SDCWA (San Diego CWA)	314.00		2,626,296.00
Adjustment Subtotal		-8,364.0	-1,451,220.00

SD-11 Total	13,735.4	9,244,889.60
-------------	----------	--------------

Meter No SD-DS1

Desalted	Constant	Previous Reading	Current Reading	Volume (Cu. Ft.)	Rate Desc
Desalted		N/A	N/A	N/A	Unbundled

--- ADJUSTMENT ---

	Rate Per AF	Volume AF	Amount
Oct 2009 LPPDS Contribution	50.00	343.4	-17,170.00
Adjustment Subtotal		343.4	-17,170.00

SD-DS1 Total	343.4	-17,170.00
--------------	-------	------------

Meter No SD-RCL1

Reclaimed	Constant	Previous Reading	Current Reading	Volume (Cu. Ft.)	Rate Desc
Reclaimed		N/A	N/A	N/A	Unbundled

--- ADJUSTMENT ---

	Rate Per AF	Volume AF	Amount
Sep 2009 LRP Contribution	250.00	74.3	-18,575.00
Oct 2009 LRP Contribution	250.00	66.3	-16,575.00
Adjustment Subtotal		140.6	-35,150.00

SD-RCL1 Total	140.6	-35,150.00
---------------	-------	------------

Agency Name	Invoice No.	Rev.	Bill Period	Page No.	Mailed On	Due On
San Diego County Water Authority	6500	0	October 2009	5 of 7	11-10-09	12-30-09

Meter No SD-RCL10

Reclaimed	Constant	Previous Reading	Current Reading	Volume (Cu. Ft.)	Rate Desc.
Reclaimed		N/A	N/A	N/A	Unbundled

--- ADJUSTMENT ---			Rate Per AF	Volume AF	Amount
Sep 2009 LRP Contribution			250.00	629.9	-157,475.00
Adjustment Subtotal				629.9	-157,475.00
SD-RCL10 Total				629.9	-157,475.00

Meter No SD-RCL11

Reclaimed	Constant	Previous Reading	Current Reading	Volume (Cu. Ft.)	Rate Desc.
Reclaimed		N/A	N/A	N/A	Unbundled

--- ADJUSTMENT ---			Rate Per AF	Volume AF	Amount
Jun 2009 Contribution			250.00	26.3	-6,575.00
Sep 2009 Contribution			185.00	57.8	-10,693.00
Oct 2009 Contribution			185.00	43.8	-8,103.00
Adjustment Subtotal				127.9	-25,371.00
SD-RCL11 Total				127.9	-25,371.00

Meter No SD-RCL12

Reclaimed	Constant	Previous Reading	Current Reading	Volume (Cu. Ft.)	Rate Desc.
Reclaimed		N/A	N/A	N/A	Unbundled

--- ADJUSTMENT ---			Rate Per AF	Volume AF	Amount
Sep 2009 LRP Contribution			250.00	105.4	-26,350.00
Adjustment Subtotal				105.4	-26,350.00
SD-RCL12 Total				105.4	-26,350.00

Meter No SD-RCL13

Reclaimed	Constant	Previous Reading	Current Reading	Volume (Cu. Ft.)	Rate Desc.
Reclaimed		N/A	N/A	N/A	Unbundled

--- ADJUSTMENT ---			Rate Per AF	Volume AF	Amount
Oct 2009 Contribution			250.00	120.5	-30,125.00
Adjustment Subtotal				120.5	-30,125.00
SD-RCL13 Total				120.5	-30,125.00

Meter No SD-RCL14

Reclaimed	Constant	Previous Reading	Current Reading	Volume (Cu. Ft.)	Rate Desc.
Reclaimed		N/A	N/A	N/A	Unbundled

--- ADJUSTMENT ---			Rate Per AF	Volume AF	Amount
Sep 2009 Contribution			44.00	24.6	-1,082.40
Adjustment Subtotal				24.6	-1,082.40
SD-RCL14 Total				24.6	-1,082.40

Agency Name	Invoice No.	Rev.	Bill Period	Page No.	Mailed On	Due On
San Diego County Water Authority	6500	0	October 2009	6 of 7	11-10-09	12-30-09

Meter No SD-RCL15

Reclaimed	Constant	Previous Reading	Current Reading	Volume (Cu. Ft.)	Rate Desc.
Reclaimed		N/A	N/A	N/A	Unbundled

--- ADJUSTMENT ---		Rate Per AF	Volume AF	Amount
Sep 2009 Contribution		150.00	106.1	-15,915.00
Adjustment Subtotal			106.1	-15,915.00
SD-RCL15 Total			106.1	-15,915.00

Meter No SD-RCL5

Reclaimed	Constant	Previous Reading	Current Reading	Volume (Cu. Ft.)	Rate Desc.
Reclaimed		N/A	N/A	N/A	Unbundled

--- ADJUSTMENT ---		Rate Per AF	Volume AF	Amount
Aug 2009 LPPRE		113.00	7.2	813.60
Aug 2009 LPPRE		267.00		-1,922.40
Sep 2009 LPPRE		113.00	30.3	3,423.90
Sep 2009 LPPRE		267.00		-8,090.10
Adjustment Subtotal			37.5	-5,775.00
SD-RCL5 Total			37.5	-5,775.00

Meter No SD-RCL6

Reclaimed	Constant	Previous Reading	Current Reading	Volume (Cu. Ft.)	Rate Desc.
Reclaimed		N/A	N/A	N/A	Unbundled

--- ADJUSTMENT ---		Rate Per AF	Volume AF	Amount
Sep 2009 LRP Contribution		185.00	676.8	-125,208.00
Adjustment Subtotal			676.8	-125,208.00
SD-RCL6 Total			676.8	-125,208.00

Meter No SD-RCL8

Reclaimed	Constant	Previous Reading	Current Reading	Volume (Cu. Ft.)	Rate Desc.
Reclaimed		N/A	N/A	N/A	Unbundled

--- ADJUSTMENT ---		Rate Per AF	Volume AF	Amount
Sep 2009 LRP Contribution		139.00	526.9	-73,239.10
Adjustment Subtotal			526.9	-73,239.10
SD-RCL8 Total			526.9	-73,239.10

Meter No SD-RCL9

Reclaimed	Constant	Previous Reading	Current Reading	Volume (Cu. Ft.)	Rate Desc.
Reclaimed		N/A	N/A	N/A	Unbundled

--- ADJUSTMENT ---		Rate Per AF	Volume AF	Amount
Sep 2009 LPPRE		113.00	24.6	2,779.80
Sep 2009 LPPRE		267.00		-6,568.20
Adjustment Subtotal			24.6	-3,788.40
SD-RCL9 Total			24.6	-3,788.40

Agency Name	Invoice No.	Rev.	Bill Period	Page No.	Mailed On	Due On
San Diego County Water Authority	6500	0	October 2009	7 of 7	11-10-09	12-30-09

Meter No SDTJ-01A

Treated Domestic	Constant	Previous Reading	Current Reading	Volume (Cu. Ft.)	Rate Desc.
San Diego-Tijuana	133.68	3183345	3254095	9457895	Unbundled

--- DELIVERIES ---

	Rate Per AF	Volume AF	Amount
System Access Rate	154.00	217.1	33,433.40
Water Stewardship Rate	41.00	217.1	8,901.10
Treatment Surcharge	217.00	217.1	47,110.70
Delivery Subtotal		217.1	89,445.20

--- ADJUSTMENT ---

	Rate Per AF	Volume AF	Amount
OTAY Loss for Tijuana Delivery (Otay)	412.00	6.5	2,678.00
SD Loss for Tijuana Delivery (San Diego CWA)	412.00	2.2	906.40
MWD Loss for Tijuana Delivery	412.00	8.1	3,337.20
Adjustment Subtotal		16.8	6,921.60


SDTJ-01A Total 233.9 96,366.80

--- OTHER CHARGES AND CREDITS ---

	Amount
Conservation Ag # 66654	-34,512.43
Conservation Ag # 78189	25,858.81
Capacity Charge for current calendar year	4,406,400.00
Readiness to Serve Charge for current fiscal year	6,285,343.00
Reverse 9/09 Variable Power-Treated 524.8AF @\$88.97/AF, Tijuana Delivery	-46,691.46
Reverse 9/09 Variable Power-Treated (Loss) 40.8AF @\$88.97/AF, Tijuana Delivery	-3,629.98
Actual 9/09 Variable Power-Treated 524.8AF @\$89.83/AF, Tijuana Delivery	47,142.78
Actual 9/09 Variable Power-Treated (Loss) 40.8AF @\$89.83/AF, Tijuana Delivery	3,665.06
Variable Power-Treated 217.1AF @Est.\$108.99/AF, 10/09 Tijuana Delivery	23,661.73
Variable Power-Treated (Loss) 16.8AF @Est.\$108.99/AF, 10/09 Tijuana Delivery	1,831.03

VOLUME TOTAL	INVOICE TOTAL
44,363.1	\$34,810,851.64

This invoice was printed on 11/9/2009 at 9:59:19AM



MWD
 METROPOLITAN WATER DISTRICT OF SOUTHERN CALIFORNIA
 700 North Alameda Street
 Los Angeles, CA, 90012-2944

INVOICE

Billed To:
 San Diego County Water Authority



Service Address
 4677 Overland Avenue
 San Diego, CA 92123-1233

November 2009	Page No. 1 of 2
Mailed: 12/10/2009	Due Date: 01/29/2010
Invoice Number: 6528	Revision: 0

NOTICE

The MWD Administrative Code Section 4507 and 4508 require that payment must be made in "Good Funds" by the due date or the payment will be considered delinquent and an additional charge shall be assessed.

DELIVERIES	Volume (AF)
Total Water Treated Delivered	14,080.2
Total Water Untreated Delivered	24,271.9

SALES	Type	Volume (AF)	Rate (\$ /AF)	Total (\$)
Full Service	Tier 1 Supply Rate	15,880.1	\$101.00	\$1,603,890.10
	System Access Rate	15,880.1	\$154.00	\$2,445,535.40
	Water Stewardship Rate	15,880.1	\$41.00	\$651,084.10
	System Power Rate	15,880.1	\$119.00	\$1,889,731.90
	Delta Supply Surcharge	15,880.1	\$69.00	\$1,095,726.90
	Treatment Surcharge	11,677.4	\$217.00	\$2,533,995.80
Adjust Full Service Prior Rates				
Certification(s) for 200901 to 200908 for Domestic	Untreated	-4,042.0	\$412.00	(\$1,665,304.00)
IAWPP	Treated	2,238.7		\$1,314,116.90
	Untreated	227.2		\$89,516.80
SUBTOTAL				\$9,958,293.90

WATER MANAGEMENT	Volume (AF)	Total (\$)
Local Resource Programs	2,336.1	(\$432,265.60)
SUBTOTAL		(\$432,265.60)

EXCHANGES, WHEELING, AND OTHER DELIVERIES	Volume (AF)	Total (\$)
Wheeling	15,520.0	\$5,731,507.60
Tijuana Emergency Deliveries and Losses	223.3	\$91,999.60
IID San Diego Exchange UnTreated	8,364.0	\$2,626,296.00
		\$8,449,803.20

OTHER CHARGES AND CREDITS	Rate (\$ /AF)	Total (\$)
Conservation Debit/Credit		\$34,016.33
Miscellaneous Debit/Credit (See Detail)		\$16,378.00
SUBTOTAL		\$50,394.33

ADDITIONAL INFORMATION	Volume (AF)	Tier1 %	Peak Day	Flow (CFS)
Purchase Order Commitment (Jan 2003 to Dec 2012)	3,342,570.6			
Purchase Order Firm Delivery To Date (Jan 2003 to Dec 2012)	3,315,207.7			
Tier 1 Annual Limit (For Current Calendar Year)	543,778.4			
Tier 1 YTD Deliveries (For Current Calendar Year)	375,121.4	69.0		
Tier 1 Current Month Deliveries	11,830.3			
Capacity Charge			8/21/2007	1,296.0

Agency Name	Invoice No.	Rev.	Bill Period	Page No.	Mailed On	Due On
San Diego County Water Authority	6528	0	November 2009	2 of 2	12-10-09	01-29-10

INVOICE TOTAL

Volume AF
32,383.4

Amount Now Due
\$18,026,225.83

Note: Amount Due is based on highlighted fields



MWD
 METROPOLITAN WATER DISTRICT OF SOUTHERN CALIFORNIA
 700 North Alameda Street
 Los Angeles, CA, 90012-2944

INVOICE DETAIL

NOTICE

The MWD Administrative Code Section 4507 and 4508 require that payment must be made in "Good Funds" by the due date or the payment will be considered delinquent and an additional charge shall be assessed.

IN ACCORDANCE WITH READINGS AND BILLING DATA LISTED BELOW

Agency Name	Invoice No.	Rev.	Bill Period	Page No.	Mailed On	Due On
San Diego County Water Authority	6528	0	November 2009	1 of 7	12-10-09	01-29-10

Meter No CM-10

Treated	Constant	Previous Reading	Current Reading	Volume (Cu. Ft.)	Rate Desc.
Treated Domestic		0	0	0	Unbundled

--- ADJUSTMENT ---

	Rate Per AF	Volume AF	Amount
Nov 2009 adj from oc to sd	701.00	51.4	36,031.40
Adjustment Subtotal		51.4	36,031.40
CM-10 Total		51.4	36,031.40

Meter No SD-01A

Treated Domestic	Constant	Previous Reading	Current Reading	Volume (Cu. Ft.)	Rate Desc.
Rainbow Cyn. Rd. e/o Frontage Rd.	1,000	24734530	24842957	108427000	Unbundled

--- DELIVERIES ---

	Rate Per AF	Volume AF	Amount
Tier 1 Supply Rate	101.00	2,489.1	251,399.10
System Access Rate	154.00	2,489.1	383,321.40
Water Stewardship Rate	41.00	2,489.1	102,053.10
System Power Rate	119.00	2,489.1	296,202.90
Treatment Surcharge	217.00	2,489.1	540,134.70
Delta Supply Surcharge	69.00	2,489.1	171,747.90
Delivery Subtotal		2,489.1	1,744,859.10
SD-01A Total		2,489.1	1,744,859.10

Meter No SD-01B

Treated Domestic	Constant	Previous Reading	Current Reading	Volume (Cu. Ft.)	Rate Desc.
Rainbow Cyn. Rd. e/o Frontage Rd.	1,000	24332147	24439595	107448000	Unbundled

--- DELIVERIES ---

	Rate Per AF	Volume AF	Amount
Tier 1 Supply Rate	101.00	2,466.7	249,136.70
System Access Rate	154.00	2,466.7	379,871.80
Water Stewardship Rate	41.00	2,466.7	101,134.70
System Power Rate	119.00	2,466.7	293,537.30
Treatment Surcharge	217.00	2,466.7	535,273.90
Delta Supply Surcharge	69.00	2,466.7	170,202.30
Delivery Subtotal		2,466.7	1,729,156.70
SD-01B Total		2,466.7	1,729,156.70

Agency Name	Invoice No.	Rev.	Bill Period	Page No.	Mailed On	Due On
San Diego County Water Authority	6528	0	November 2009	2 of 7	12-10-09	01-29-10

Meter No SD-02

Treated Domestic	Constant	Previous Reading	Current Reading	Volume (Cu. Ft.)	Rate Desc.
w/o Rainbow Glen Rd.	100	24263764	24387136	12337200	Unbundled

--- DELIVERIES ---		Rate Per AF	Volume AF	Amount
Tier 1 Supply Rate		101.00	283.2	28,603.20
System Access Rate		154.00	283.2	43,612.80
Water Stewardship Rate		41.00	283.2	11,611.20
System Power Rate		119.00	283.2	33,700.80
Treatment Surcharge		217.00	283.2	61,454.40
Delta Supply Surcharge		69.00	283.2	19,540.80
Nov 2009, meter under 10% flow	Tier 1 Supply Rate	101.00	0.5	50.50
Nov 2009, meter under 10% flow	System Access Rate	154.00	0.5	77.00
Nov 2009, meter under 10% flow	Water Stewardship Rate	41.00	0.5	20.50
Nov 2009, meter under 10% flow	System Power Rate	119.00	0.5	59.50
Nov 2009, meter under 10% flow	Treatment Surcharge	217.00	0.5	108.50
Nov 2009, meter under 10% flow	Delta Supply Surcharge	69.00	0.5	34.50
Delivery Subtotal			283.7	198,873.70
SD-02 Total			283.7	198,873.70

Meter No SD-03

Untreated Domestic	Constant	Previous Reading	Current Reading	Volume (Cu. Ft.)	Rate Desc.
Rainbow Cyn. Rd. e/o Frontage Rd.	1,000	78687833	79072646	384813000	Unbundled

--- DELIVERIES ---		Rate Per AF	Volume AF	Amount
Tier 1 Supply Rate		101.00	8,834.1	892,244.10
System Access Rate		154.00	8,834.1	1,360,451.40
Water Stewardship Rate		41.00	8,834.1	362,198.10
System Power Rate		119.00	8,834.1	1,051,257.90
Delta Supply Surcharge		69.00	8,834.1	609,552.90
Delivery Subtotal			8,834.1	4,275,704.40
SD-03 Total			8,834.1	4,275,704.40

Meter No SD-05

Treated Domestic	Constant	Previous Reading	Current Reading	Volume (Cu. Ft.)	Rate Desc.
s/o Reche Rd. w/o Wilt Rd.	100	8646989	8720622	7363300	Unbundled

--- DELIVERIES ---		Rate Per AF	Volume AF	Amount
Tier 1 Supply Rate		101.00	169.0	17,069.00
System Access Rate		154.00	169.0	26,026.00
Water Stewardship Rate		41.00	169.0	6,929.00
System Power Rate		119.00	169.0	20,111.00
Treatment Surcharge		217.00	169.0	36,673.00
Delta Supply Surcharge		69.00	169.0	11,661.00
Delivery Subtotal			169.0	118,469.00
SD-05 Total			169.0	118,469.00

Meter No SD-07

Treated Domestic	Constant	Previous Reading	Current Reading	Volume (Cu. Ft.)	Rate Desc.
e/o Wilt Rd. n/o Dos Ninos Ave.	1,000	112680892	113037849	356957000	Unbundled

--- DELIVERIES ---		Rate Per AF	Volume AF	Amount
Tier 1 Supply Rate		101.00	8,194.6	827,654.60
System Access Rate		154.00	8,194.6	1,261,968.40
Water Stewardship Rate		41.00	8,194.6	335,978.60
System Power Rate		119.00	8,194.6	975,157.40
Treatment Surcharge		217.00	8,194.6	1,778,228.20

Agency Name	Invoice No.	Rev.	Bill Period	Page No.	Mailed On	Due On
San Diego County Water Authority	6528	0	November 2009	3 of 7	12-10-09	01-29-10

--- DELIVERIES ---

	Rate Per AF	Volume AF	Amount
Delta Supply Surcharge	69.00	8,194.6	565,427.40
Nov 2009, meter under 10% flow Tier 1 Supply Rate	101.00	0.6	60.60
Nov 2009, meter under 10% flow System Access Rate	154.00	0.6	92.40
Nov 2009, meter under 10% flow Water Stewardship Rate	41.00	0.6	24.60
Nov 2009, meter under 10% flow System Power Rate	119.00	0.6	71.40
Nov 2009, meter under 10% flow Treatment Surcharge	217.00	0.6	130.20
Nov 2009, meter under 10% flow Delta Supply Surcharge	69.00	0.6	41.40
Delivery Subtotal		8,195.2	5,744,835.20

--- ADJUSTMENT ---

	Rate Per AF	Volume AF	Amount
Oct 2009 adj basic to agr	587.00	0.1	58.70
Oct 2009 adj basic to agr	701.00	-0.1	-70.10
Oct 2009 adj basic to agr	587.00	2.1	1,232.70
Oct 2009 adj basic to agr	701.00	-2.1	-1,472.10
Oct 2009 adj basic to agr	587.00	92.5	54,297.50
Oct 2009 adj basic to agr	701.00	-92.5	-64,842.50
Oct 2009 adj basic to agr	587.00	256.5	150,565.50
Oct 2009 adj basic to agr	701.00	-256.5	-179,806.50
Oct 2009 adj basic to agr	587.00	283.6	166,473.20
Oct 2009 adj basic to agr	701.00	-283.6	-198,803.60
Oct 2009 adj basic to agr	587.00	334.8	196,527.60
Oct 2009 adj basic to agr	701.00	-334.8	-234,694.80
Oct 2009 adj basic to agr	587.00	1,153.4	677,045.80
Oct 2009 adj basic to agr	701.00	-1,153.4	-808,533.40
Oct 2009 adj basic to agr	587.00	0.8	469.60
Oct 2009 adj basic to agr	701.00	-0.8	-560.80
Oct 2009 adj basic to agr	587.00	114.9	67,446.30
Oct 2009 adj basic to agr	701.00	-114.9	-80,544.90
Nov 2009 adj from full service to tijuana delivery	701.00	-215.5	-151,065.50
Adjustment Subtotal		-215.5	-406,277.30
SD-07 Total		7,979.7	5,338,557.90

Meter No SD-08

Treated Domestic	Constant	Previous Reading	Current Reading	Volume (Cu. Ft.)	Rate Desc
n/o Red Mtn. n/o Mission Rd.	100	35273436	35445035	17159900	Unbundled

--- DELIVERIES ---

	Rate Per AF	Volume AF	Amount
Tier 1 Supply Rate	101.00	393.9	39,783.90
System Access Rate	154.00	393.9	60,660.60
Water Stewardship Rate	41.00	393.9	16,149.90
System Power Rate	119.00	393.9	46,874.10
Treatment Surcharge	217.00	393.9	85,476.30
Delta Supply Surcharge	69.00	393.9	27,179.10
Delivery Subtotal		393.9	276,123.90
SD-08 Total		393.9	276,123.90

Meter No SD-09

Treated Domestic	Constant	Previous Reading	Current Reading	Volume (Cu. Ft.)	Rate Desc
w/o Rainbow Glen. Rd. n/o Red Mtn.	100	7007477	7043441	3596400	Unbundled

--- DELIVERIES ---

	Rate Per AF	Volume AF	Amount
Tier 1 Supply Rate	101.00	82.6	8,342.60
System Access Rate	154.00	82.6	12,720.40
Water Stewardship Rate	41.00	82.6	3,386.60
System Power Rate	119.00	82.6	9,829.40
Treatment Surcharge	217.00	82.6	17,924.20
Delta Supply Surcharge	69.00	82.6	5,699.40
Delivery Subtotal		82.6	57,902.60

Agency Name	Invoice No.	Rev.	Bill Period	Page No.	Mailed On	Due On
San Diego County Water Authority	6528	0	November 2009	4 of 7	12-10-09	01-29-10

SD-09 Total 82.6 57,902.60

Meter No SD-11

Untreated Domestic	Constant	Previous Reading	Current Reading	Volume (Cu. Ft.)	Rate Desc.
e/o Wilt Rd. n/o Dos Ninos Ave.	10,000	14947511	15014758	672470000	Unbundled

--- DELIVERIES ---

	Rate Per AF	Volume AF	Amount
Tier 1 Supply Rate	101.00	15,437.8	1,559,217.80
System Access Rate	154.00	15,437.8	2,377,421.20
Water Stewardship Rate	41.00	15,437.8	632,949.80
System Power Rate	119.00	15,437.8	1,837,098.20
Delta Supply Surcharge	69.00	15,437.8	1,065,208.20
Delivery Subtotal		<u>15,437.8</u>	<u>7,471,895.20</u>

--- ADJUSTMENT ---

	Rate Per AF	Volume AF	Amount
Aug 2009 wheeling, placer county delivery	412.00	-4,042.0	-1,665,304.00
Aug 2009 WHEELING, PLACER COUNTY DELIVERY System Access	143.00	4,042.0	578,006.00
Aug 2009 WHEELING, PLACER COUNTY DELIVERY Stewardship	25.00	4,042.0	101,050.00
Aug 2009 WHEELING, PLACER COUNTY DELIVERY Power - Variable	181.33	4,042.0	732,935.86
Sep 2009 adj basic to agr	394.00	3.2	1,260.80
Sep 2009 adj basic to agr	484.00	-3.2	-1,548.80
Sep 2009 wheeling, placer county delivery	484.00	-11,478.0	-5,555,352.00
Sep 2009 WHEELING, PLACER COUNTY DELIVERY System Access	154.00	11,478.0	1,767,612.00
Sep 2009 WHEELING, PLACER COUNTY DELIVERY Stewardship	41.00	11,478.0	470,598.00
Sep 2009 WHEELING, PLACER COUNTY DELIVERY Power - Variable	181.33	11,478.0	2,081,305.74
Oct 2009 adj basic to agr	394.00	6.9	2,718.60
Oct 2009 adj basic to agr	484.00	-6.9	-3,339.60
Oct 2009 adj basic to agr	394.00	41.7	16,429.80
Oct 2009 adj basic to agr	484.00	-41.7	-20,182.80
Oct 2009 adj basic to agr	394.00	14.1	5,555.40
Oct 2009 adj basic to agr	484.00	-14.1	-6,824.40
Oct 2009 adj basic to agr	394.00	161.3	63,552.20
Oct 2009 adj basic to agr	484.00	-161.3	-78,069.20
Nov 2009 adj exch iid to sdcwa	484.00	-8,364.0	-4,048,176.00
Nov 2009 adj exch iid to sdcwa	314.00		2,626,296.00
Adjustment Subtotal		<u>-8,364.0</u>	<u>-2,931,476.40</u>

SD-11 Total 7,073.8 4,540,418.80

Meter No SD-DS1

Desalted	Constant	Previous Reading	Current Reading	Volume (Cu. Ft.)	Rate Desc.
Desalted		N/A	N/A	N/A	Unbundled

--- ADJUSTMENT ---

	Rate Per AF	Volume AF	Amount
Nov 2009 lppds contribution	50.00	219.7	-10,985.00
Adjustment Subtotal		<u>219.7</u>	<u>-10,985.00</u>

SD-DS1 Total 219.7 -10,985.00

Meter No SD-RCL1

Reclaimed	Constant	Previous Reading	Current Reading	Volume (Cu. Ft.)	Rate Desc.
Reclaimed		N/A	N/A	N/A	Unbundled

--- ADJUSTMENT ---

	Rate Per AF	Volume AF	Amount
Sep 2009 lrp contribution voided	250.00	-74.3	18,575.00
Nov 2009 lrp contribution	250.00	54.8	-13,700.00
Adjustment Subtotal		<u>-19.5</u>	<u>4,875.00</u>

Agency Name	Invoice No.	Rev.	Bill Period	Page No.	Mailed On	Due On
San Diego County Water Authority	6528	0	November 2009	5 of 7	12-10-09	01-29-10

SD-RCL1 Total	-19.5	4,875.00
----------------------	-------	----------

Meter No SD-RCL10

Reclaimed	Constant	Previous Reading	Current Reading	Volume (Cu. Ft.)	Rate Desc.
Reclaimed		N/A	N/A	N/A	Unbundled

--- ADJUSTMENT ---

	Rate Per AF	Volume AF	Amount
Oct 2009 Irp contribution	250.00	741.6	-185,400.00
Adjustment Subtotal		741.6	-185,400.00
SD-RCL10 Total		741.6	-185,400.00

Meter No SD-RCL11

Reclaimed	Constant	Previous Reading	Current Reading	Volume (Cu. Ft.)	Rate Desc.
Reclaimed		N/A	N/A	N/A	Unbundled

--- ADJUSTMENT ---

	Rate Per AF	Volume AF	Amount
Jun 2009 contribution voided	250.00	-28.3	6,575.00
Nov 2009 contribution	185.00	26.1	-4,828.50
Adjustment Subtotal		-0.2	1,746.50
SD-RCL11 Total		-0.2	1,746.50

Meter No SD-RCL12

Reclaimed	Constant	Previous Reading	Current Reading	Volume (Cu. Ft.)	Rate Desc.
Reclaimed		N/A	N/A	N/A	Unbundled

--- ADJUSTMENT ---

	Rate Per AF	Volume AF	Amount
Oct 2009 Irp contribution	250.00	79.9	-19,975.00
Nov 2009 Irp contribution	250.00	50.8	-12,700.00
Adjustment Subtotal		130.7	-32,675.00
SD-RCL12 Total		130.7	-32,675.00

Meter No SD-RCL13

Reclaimed	Constant	Previous Reading	Current Reading	Volume (Cu. Ft.)	Rate Desc.
Reclaimed		N/A	N/A	N/A	Unbundled

--- ADJUSTMENT ---

	Rate Per AF	Volume AF	Amount
Nov 2009 contribution	250.00	77.9	-19,475.00
Adjustment Subtotal		77.9	-19,475.00
SD-RCL13 Total		77.9	-19,475.00

Meter No SD-RCL15

Reclaimed	Constant	Previous Reading	Current Reading	Volume (Cu. Ft.)	Rate Desc.
Reclaimed		N/A	N/A	N/A	Unbundled

--- ADJUSTMENT ---

	Rate Per AF	Volume AF	Amount
Oct 2009 contribution	150.00	131.3	-19,695.00
Adjustment Subtotal		131.3	-19,695.00
SD-RCL15 Total		131.3	-19,695.00

Agency Name	Invoice No.	Rev.	Bill Period	Page No.	Mailed On	Due On
San Diego County Water Authority	6528	0	November 2009	6 of 7	12-10-09	01-29-10

Meter No SD-RCL6

Reclaimed	Constant	Previous Reading	Current Reading	Volume (Cu. Ft.)	Rate Desc.
Reclaimed		N/A	N/A	N/A	Unbundled

--- ADJUSTMENT ---		Rate Per AF	Volume AF	Amount
Oct 2009 lrp contribution		185.00	507.2	-93,832.00
Adjustment Subtotal			507.2	-93,832.00
SD-RCL6 Total			507.2	-93,832.00

Meter No SD-RCL8

Reclaimed	Constant	Previous Reading	Current Reading	Volume (Cu. Ft.)	Rate Desc.
Reclaimed		N/A	N/A	N/A	Unbundled

--- ADJUSTMENT ---		Rate Per AF	Volume AF	Amount
Oct 2009 lrp contribution		139.00	498.3	-69,263.70
Adjustment Subtotal			498.3	-69,263.70
SD-RCL8 Total			498.3	-69,263.70

Meter No SD-RCL9

Reclaimed	Constant	Previous Reading	Current Reading	Volume (Cu. Ft.)	Rate Desc.
		N/A	N/A	N/A	Unbundled

--- ADJUSTMENT ---		Rate Per AF	Volume AF	Amount
Oct 2009 lppre		113.00	30.3	3,423.90
Oct 2009 lppre		267.00		-8,090.10
Nov 2009 lppre		113.00	18.8	2,124.40
Nov 2009 lppre		267.00		-5,019.60
Adjustment Subtotal			49.1	-7,561.40
SD-RCL9 Total			49.1	-7,561.40

Meter No SDTJ-01A

Treated Domestic	Constant	Previous Reading	Current Reading	Volume (Cu. Ft.)	Rate Desc.
San Diego-Tijuana	133.68	3254095	3321606	9024904	Unbundled

--- DELIVERIES ---		Rate Per AF	Volume AF	Amount
System Access Rate		154.00	207.2	31,908.80
Water Stewardship Rate		41.00	207.2	8,495.20
Treatment Surcharge		217.00	207.2	44,962.40
Delivery Subtotal			207.2	85,366.40

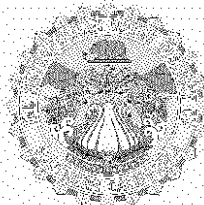
--- ADJUSTMENT ---		Rate Per AF	Volume AF	Amount
Otay loss for tijuana delivery		412.00	6.2	2,554.40
Sd loss for tijuana delivery		412.00	2.1	865.20
MWD Loss for Tijuana Delivery		412.00	7.8	3,213.60
Adjustment Subtotal			16.1	6,633.20
SDTJ-01A Total			223.3	91,999.60

--- OTHER CHARGES AND CREDITS ---		Amount
Conservation Ag.# 78189		34,016.33
Variable Power-Treated 207.2AF @Est.\$76/AF, 11/09 Tijuana Delivery		15,747.20
Variable Power-Treated (Loss) 8.3AF @Est.\$76/AF, 11/09 Tijuana Delivery		630.80

Agency Name	Invoice No.	Rev.	Bill Period	Page No.	Mailed On	Due On
San Diego County Water Authority	6528	0	November 2009	7 of 7	12-10-09	01-29-10

VOLUME TOTAL	INVOICE TOTAL
32,383.4	\$18,026,225.83

This invoice was printed on 12/9/2009 at 2:18:25PM

**MWD**

METROPOLITAN WATER DISTRICT OF SOUTHERN CALIFORNIA

700 North Alameda Street

Los Angeles, CA, 90012-2944

INVOICE**Billed To:**

San Diego County Water Authority

**Service Address**4677 Overland Avenue
San Diego, CA 92123-1233

December 2009	Page No. 1 of 2
Mailed: 01/08/2010	Due Date: 02/26/2010
Invoice Number: 6556	Revision: 0

NOTICE

The MWD Administrative Code Section 4507 and 4508 require that payment must be made in "Good Funds" by the due date or the payment will be considered delinquent and an additional charge shall be assessed.

DELIVERIES

	Volume (AF)
Total Water Treated Delivered	4,623.8
Total Water Untreated Delivered	25,196.0

SALES

	Type	Volume (AF)	Rate (\$ /AF)	Total (\$)
Full Service	Tier 1 Supply Rate	4,827.4	\$101.00	\$487,567.40
	System Access Rate	4,827.4	\$154.00	\$743,419.60
	Water Stewardship Rate	4,827.4	\$41.00	\$197,923.40
	System Power Rate	4,827.4	\$119.00	\$574,460.60
	Delta Supply Surcharge	4,827.4	\$69.00	\$333,090.60
	Treatment Surcharge	1,938.9	\$217.00	\$420,741.30
Adjust Full Service Prior Rates				
Certification(s) for 200701 to 200712 for Domestic	Treated	70.7	\$478.00	\$33,794.60
Certification(s) for 200801 to 200812 for Domestic	Treated	-305.5	\$508.00	(\$155,194.00)
Certification(s) for 200701 to 200712 for Domestic	Untreated		\$331.00	
Certification(s) for 200901 to 200908 for Domestic	Untreated	-27,456.0	\$412.00	(\$11,311,872.00)
Certification(s) for 200801 to 200812 for Domestic	Untreated	139.4	\$351.00	\$48,929.40
IAWP	Treated	2,715.3		\$1,550,685.70
	Untreated	76.1		\$48,523.60
SUBTOTAL				\$7,027,929.80

WATER MANAGEMENT

	Volume (AF)	Total (\$)
Local Resource Programs	1,966.9	(\$343,772.60)
SUBTOTAL		(\$343,772.60)

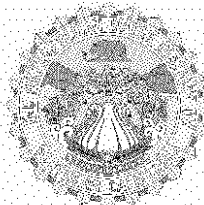
EXCHANGES, WHEELING, AND OTHER DELIVERIES

	Volume (AF)	Total (\$)
Tijuana Emergency Deliveries and Losses	256.4	\$105,636.80
IID San Diego Exchange UnTreated	49,548.0	\$14,569,656.00
		\$14,675,292.80

OTHER CHARGES AND CREDITS

	Volume (AF)	Rate (\$ /AF)	Total (\$)
Conservation Debit/Credit			(\$185,767.93)
Tier 2 Surcharge for 2007	70.7	\$96.00	\$6,787.20
Miscellaneous Debit/Credit (See Detail)			\$24,588.09
SUBTOTAL			(\$154,392.64)

MWD2010-00275290



MWD
 METROPOLITAN WATER DISTRICT OF SOUTHERN CALIFORNIA
 700 North Alameda Street
 Los Angeles, CA, 90012-2944

INVOICE

Billed To:

San Diego County Water Authority



Service Address

4677 Overland Avenue
 San Diego, CA 92123-1233

December 2009	Page No. 2 of 2
Mailed: 01/08/2010	Due Date: 02/26/2010
Invoice Number: 6556	Revision: 0

NOTICE

The MWD Administrative Code Section 4507 and 4508 require that payment must be made in "Good Funds" by the due date or the payment will be considered delinquent and an additional charge shall be assessed.

ADDITIONAL INFORMATION	Volume (AF)	Tier1 %	Peak Day	Flow (CFS)
Purchase Order Commitment (Jan 2003 to Dec 2012)	3,342,570.6			
Purchase Order Firm Delivery To Date (Jan 2003 to Dec 2012)	3,292,474.8			
Tier 1 Annual Limit (For Current Calendar Year)	543,778.4			
Tier 1 YTD Deliveries (For Current Calendar Year)	352,485.0	65.0		
Tier 1 Current Month Deliveries	-22,628.6			
Capacity Charge			8/21/2007	1,296.0

INVOICE TOTAL

Volume AF	Amount Now Due
-17,709.3	\$7,149,197.76

Note: Amount Due is based on highlighted fields



MWD
 METROPOLITAN WATER DISTRICT OF SOUTHERN CALIFORNIA
 700 North Alameda Street
 Los Angeles, CA, 90012-2944

INVOICE DETAIL

NOTICE

The MWD Administrative Code Section 4507 and 4508 require that payment must be made in "Good Funds" by the due date or the payment will be considered delinquent and an additional charge shall be assessed.

IN ACCORDANCE WITH READINGS AND BILLING DATA LISTED BELOW

Agency Name	Invoice No.	Rev.	Bill Period	Page No.	Mailed On	Due On
San Diego County Water Authority	6556	0	December 2009	1 of 9	01-08-10	02-26-10

Meter No CM-10

Treated	Constant	Previous Reading	Current Reading	Volume (Cu. Ft.)	Rate Desc.
Treated Domestic		0	0	0	Unbundled

--- ADJUSTMENT ---	Rate Per AF	Volume AF	Amount
Dec 2009 adj from oc to sd transfer	701.00	43.1	30,213.10
Adjustment Subtotal		43.1	30,213.10
CM-10 Total		43.1	30,213.10

Meter No SD-01A

Treated Domestic	Constant	Previous Reading	Current Reading	Volume (Cu. Ft.)	Rate Desc.
Rainbow Cyn. Rd. e/o Frontage Rd.	1,000	24842957	24889415	46458000	Unbundled

--- DELIVERIES ---	Rate Per AF	Volume AF	Amount
Tier 1 Supply Rate	101.00	1,066.5	107,716.50
System Access Rate	154.00	1,066.5	164,241.00
Water Stewardship Rate	41.00	1,066.5	43,726.50
System Power Rate	119.00	1,066.5	126,913.50
Treatment Surcharge	217.00	1,066.5	231,430.50
Delta Supply Surcharge	69.00	1,066.5	73,588.50
Delivery Subtotal		1,066.5	747,616.50
SD-01A Total		1,066.5	747,616.50

Meter No SD-01B

Treated Domestic	Constant	Previous Reading	Current Reading	Volume (Cu. Ft.)	Rate Desc.
Rainbow Cyn. Rd. e/o Frontage Rd.	1,000	24439595	24473695	34100000	Unbundled

--- DELIVERIES ---	Rate Per AF	Volume AF	Amount
Tier 1 Supply Rate	101.00	782.8	79,062.80
System Access Rate	154.00	782.8	120,551.20
Water Stewardship Rate	41.00	782.8	32,094.80
System Power Rate	119.00	782.8	93,153.20
Treatment Surcharge	217.00	782.8	169,867.60
Delta Supply Surcharge	69.00	782.8	54,013.20
Delivery Subtotal		782.8	548,742.80
SD-01B Total		782.8	548,742.80

Agency Name	Invoice No.	Rev.	Bill Period	Page No.	Mailed On	Due On
San Diego County Water Authority	6556	0	December 2009	2 of 9	01-08-10	02-26-10

Meter No SD-02

Treated Domestic	Constant	Previous Reading	Current Reading	Volume (Cu. Ft.)	Rate Desc.
w/o Rainbow Glen Rd.	100	24387136	24427830	4069400	Unbundled

--- DELIVERIES ---		Rate Per AF	Volume AF	Amount
Tier 1 Supply Rate		101.00	93.4	9,433.40
System Access Rate		154.00	93.4	14,383.60
Water Stewardship Rate		41.00	93.4	3,829.40
System Power Rate		119.00	93.4	11,114.60
Treatment Surcharge		217.00	93.4	20,267.80
Delta Supply Surcharge		69.00	93.4	6,444.60
Delivery Subtotal			93.4	65,473.40
SD-02 Total			93.4	65,473.40

Meter No SD-03

Untreated Domestic	Constant	Previous Reading	Current Reading	Volume (Cu. Ft.)	Rate Desc.
Rainbow Cyn. Rd. e/o Frontage Rd.	1,000	79072646	79355634	282988000	Unbundled

--- DELIVERIES ---		Rate Per AF	Volume AF	Amount
Tier 1 Supply Rate		101.00	6,496.5	656,146.50
System Access Rate		154.00	6,496.5	1,000,461.00
Water Stewardship Rate		41.00	6,496.5	266,356.50
System Power Rate		119.00	6,496.5	773,083.50
Delta Supply Surcharge		69.00	6,496.5	448,258.50
Delivery Subtotal			6,496.5	3,144,306.00
--- ADJUSTMENT ---		Rate Per AF	Volume AF	Amount
Sep 2009 adj exch iid to sdcwa, cy total 140,188 af		484.00	-797.6	-386,038.40
Sep 2009 adj exch iid to sdcwa, cy total 140,188 af (San Diego CWA)		314.00		250,446.40
Adjustment Subtotal			-797.6	-135,592.00
SD-03 Total			5,698.9	3,008,714.00

Meter No SD-05

Treated Domestic	Constant	Previous Reading	Current Reading	Volume (Cu. Ft.)	Rate Desc.
s/o Reche Rd. w/o Wilt Rd.	100	8720622	8740745	2012300	Unbundled

--- DELIVERIES ---		Rate Per AF	Volume AF	Amount
Tier 1 Supply Rate		101.00	46.2	4,666.20
System Access Rate		154.00	46.2	7,114.80
Water Stewardship Rate		41.00	46.2	1,894.20
System Power Rate		119.00	46.2	5,497.80
Treatment Surcharge		217.00	46.2	10,025.40
Delta Supply Surcharge		69.00	46.2	3,187.80
Delivery Subtotal			46.2	32,386.20
SD-05 Total			46.2	32,386.20

Meter No SD-07

Treated Domestic	Constant	Previous Reading	Current Reading	Volume (Cu. Ft.)	Rate Desc.
e/o Wilt Rd. n/o Dos Ninos Ave.	1,000	113037849	113141699	103850000	Unbundled

--- DELIVERIES ---		Rate Per AF	Volume AF	Amount
Tier 1 Supply Rate		101.00	2,384.1	240,794.10
System Access Rate		154.00	2,384.1	367,151.40
Water Stewardship Rate		41.00	2,384.1	97,748.10
System Power Rate		119.00	2,384.1	283,707.90

Agency Name	Invoice No.	Rev.	Bill Period	Page No.	Mailed On	Due On
San Diego County Water Authority	6556	0	December 2009	3 of 9	01-08-10	02-26-10

--- DELIVERIES ---

	Rate Per AF	Volume AF	Amount
Treatment Surcharge	217.00	2,384.1	517,349.70
Delta Supply Surcharge	69.00	2,384.1	164,502.90
Dec 2009, meter under 10% flow Tier 1 Supply Rate	101.00	1.1	111.10
Dec 2009, meter under 10% flow System Access Rate	154.00	1.1	169.40
Dec 2009, meter under 10% flow Water Stewardship Rate	41.00	1.1	45.10
Dec 2009, meter under 10% flow System Power Rate	119.00	1.1	130.90
Dec 2009, meter under 10% flow Treatment Surcharge	217.00	1.1	238.70
Dec 2009, meter under 10% flow Delta Supply Surcharge	69.00	1.1	75.90
Delivery Subtotal		2,385.2	1,672,025.20

--- ADJUSTMENT ---

	Rate Per AF	Volume AF	Amount
Aug 2007 adj basic to agr (Ramona)	364.00	491.7	178,978.80
Aug 2007 adj basic to agr	478.00	-491.7	-235,032.60
Aug 2007 adj full service to agr voided	478.00	401.9	192,108.20
Aug 2007 adj full service to agr voided (Ramona)	364.00	-401.9	-146,291.60
Nov 2007 adj basic to agr (Ramona)	364.00	57.0	20,748.00
Nov 2007 adj basic to agr	478.00	-57.0	-27,246.00
Nov 2007 adj full service to agr voided	478.00	101.4	48,469.20
Nov 2007 adj full service to agr voided (Ramona)	364.00	-101.4	-36,909.80
Nov 2007 adj basic to agr (Rainbow)	364.00	1,602.6	583,346.40
Nov 2007 adj basic to agr	478.00	-1,602.6	-766,042.80
Nov 2007 adj full service to agr voided	478.00	1,718.7	821,538.60
Nov 2007 adj full service to agr voided (Rainbow)	364.00	-1,718.7	-625,606.80
Jan 2008 adj basic to agr (Ramona)	394.00	0.6	236.40
Jan 2008 adj basic to agr	508.00	-0.6	-304.80
Jan 2008 adj full service to agr voided	508.00	0.6	304.80
Jan 2008 adj full service to agr voided (Ramona)	394.00	-0.6	-236.40
Feb 2008 adj basic to agr (Ramona)	394.00	27.7	10,913.80
Feb 2008 adj basic to agr	508.00	-27.7	-14,071.60
Mar 2008 adj basic to agr (Ramona)	394.00	0.6	236.40
Mar 2008 adj basic to agr	508.00	-0.6	-304.80
Mar 2008 adj full service to agr voided	508.00	0.6	304.80
Mar 2008 adj full service to agr voided (Ramona)	394.00	-0.6	-236.40
Apr 2008 adj basic to agr (Ramona)	394.00	4.2	1,654.80
Apr 2008 adj basic to agr	508.00	-4.2	-2,133.60
Apr 2008 adj full service to agr voided	508.00	5.7	2,895.60
Apr 2008 adj full service to agr voided (Ramona)	394.00	-5.7	-2,245.80
May 2008 adj basic to agr (Ramona)	394.00	8.1	3,191.40
May 2008 adj basic to agr	508.00	-8.1	-4,114.80
May 2008 adj full service to agr voided	508.00	5.8	2,946.40
May 2008 adj full service to agr voided (Ramona)	394.00	-5.8	-2,285.20
Jun 2008 adj basic to agr (Ramona)	394.00	18.4	7,249.60
Jun 2008 adj basic to agr	508.00	-18.4	-9,347.20
Jun 2008 adj full service to agr voided	508.00	20.9	10,617.20
Jun 2008 adj full service to agr voided (Ramona)	394.00	-20.9	-8,234.60
Jun 2008 adj basic to agr (Rainbow)	394.00	1,463.0	576,422.00
Jun 2008 adj basic to agr	508.00	-1,463.0	-743,204.00
Jun 2008 adj full service to agr voided	508.00	1,030.6	523,544.80
Jun 2008 adj full service to agr voided (Rainbow)	394.00	-1,030.6	-406,056.40
Jul 2008 adj basic to agr (Ramona)	394.00	179.2	70,604.80
Jul 2008 adj basic to agr	508.00	-179.2	-91,033.60
Jul 2008 adj full service to agr voided	508.00	237.1	120,446.80
Jul 2008 adj full service to agr voided (Ramona)	394.00	-237.1	-93,417.40
Aug 2008 adj basic to agr (Oceanside)	394.00	57.7	22,733.80
Aug 2008 adj basic to agr	508.00	-57.7	-29,311.60
Aug 2008 adj basic to agr (Ramona)	394.00	227.4	89,595.60
Aug 2008 adj basic to agr	508.00	-227.4	-115,519.20
Aug 2008 adj full service to agr voided	508.00	227.5	115,570.00
Aug 2008 adj full service to agr voided (Ramona)	394.00	-227.5	-89,635.00
Aug 2008 adj basic to agr (Rainbow)	394.00	1,667.5	656,995.00
Aug 2008 adj basic to agr	508.00	-1,667.5	-847,090.00
Aug 2008 adj full service to agr voided	508.00	1,752.6	890,320.80
Aug 2008 adj full service to agr voided (Rainbow)	394.00	-1,752.6	-690,524.40
Aug 2008 adj basic to agr voided (Oceanside)	394.00	-68.8	-27,107.20
Aug 2008 adj basic to agr voided	508.00	68.8	34,950.40
Sep 2008 adj basic to agr (Ramona)	394.00	158.9	62,606.60
Sep 2008 adj basic to agr	508.00	-158.9	-80,721.20

Agency Name	Invoice No.	Rev.	Bill Period	Page No.	Mailed On	Due On
San Diego County Water Authority	6556	0	December 2009	4 of 9	01-08-10	02-26-10

--- ADJUSTMENT ---

	Rate Per AF	Volume AF	Amount
Sep 2008 adj full service to agr voided	508.00	158.8	80,670.40
Sep 2008 adj full service to agr voided (Ramona)	394.00	-158.8	-62,567.20
Sep 2008 adj basic to agr (Rainbow)	394.00	1,596.1	628,863.40
Sep 2008 adj basic to agr	508.00	-1,596.1	-810,818.80
Sep 2008 adj full service to agr voided	508.00	1,595.7	810,615.60
Sep 2008 adj full service to agr voided (Rainbow)	394.00	-1,595.7	-628,705.80
Oct 2008 adj basic to agr (Ramona)	394.00	237.2	93,456.80
Oct 2008 adj basic to agr	508.00	-237.2	-120,487.60
Oct 2008 adj full service to agr voided	508.00	237.0	120,396.00
Oct 2008 adj full service to agr voided (Ramona)	394.00	-237.0	-93,378.00
Nov 2008 adj basic to agr (Ramona)	394.00	132.3	52,126.20
Nov 2008 adj basic to agr	508.00	-132.3	-67,208.40
Nov 2008 adj full service to agr voided	508.00	137.9	70,053.20
Nov 2008 adj full service to agr voided (Ramona)	394.00	-137.9	-54,332.60
Dec 2008 adj basic to agr (Rainbow)	394.00	405.6	159,806.40
Dec 2008 adj basic to agr	508.00	-405.6	-206,044.80
Dec 2008 adj full service to agr voided	508.00	399.4	202,895.20
Dec 2008 adj full service to agr voided (Rainbow)	394.00	-399.4	-157,363.60
Sep 2009 adj basic to agr (Rincon)	587.00	33.2	19,488.40
Sep 2009 adj basic to agr	701.00	-33.2	-23,273.20
Oct 2009 adj basic to agr (Vista)	587.00	3.7	2,171.90
Oct 2009 adj basic to agr	701.00	-3.7	-2,593.70
Oct 2009 adj basic to agr (Rincon)	587.00	27.8	16,318.60
Oct 2009 adj basic to agr	701.00	-27.8	-19,487.80
Oct 2009 adj basic to agr (Padre Dam)	587.00	114.9	67,446.30
Oct 2009 adj basic to agr	701.00	-114.9	-80,544.90
Nov 2009 adj basic to agr (Santa Fe Irrigation)	587.00	0.8	469.60
Nov 2009 adj basic to agr	701.00	-0.8	-560.80
Nov 2009 adj basic to agr (Carlsbad Municipal)	587.00	46.7	27,412.90
Nov 2009 adj basic to agr	701.00	-46.7	-32,736.70
Nov 2009 adj basic to agr (Ramona)	587.00	156.5	91,865.50
Nov 2009 adj basic to agr	701.00	-156.5	-109,706.50
Nov 2009 adj basic to agr	701.00	-75.7	-53,065.70
Nov 2009 adj basic to agr (Vallecitos)	587.00	75.7	44,435.90
Nov 2009 adj basic to agr (Fallbrook)	587.00	242.5	142,347.50
Nov 2009 adj basic to agr	701.00	-242.5	-169,982.50
Nov 2009 adj basic to agr (Yuima)	587.00	254.1	149,156.70
Nov 2009 adj basic to agr	701.00	-254.1	-178,124.10
Nov 2009 adj basic to agr (Rainbow)	587.00	312.7	183,554.90
Nov 2009 adj basic to agr	701.00	-312.7	-219,202.70
Nov 2009 adj basic to agr (Valley Center)	587.00	994.3	583,654.10
Nov 2009 adj basic to agr	701.00	-994.3	-697,004.30
Nov 2009 adj basic to agr (Padre Dam)	587.00	76.9	45,140.30
Nov 2009 adj basic to agr	701.00	-76.9	-53,906.90
Nov 2009 adj basic to agr (City of San Diego)	587.00	2.7	1,584.90
Nov 2009 adj basic to agr	701.00	-2.7	-1,892.70
Dec 2009 adj from full service to tijuana delivery	701.00	-247.5	-173,497.50
Dec 2009 adj basic to agr (Rainbow)	587.00	92.5	54,297.50
Dec 2009 adj basic to agr	701.00	-92.5	-64,842.50
Dec 2009 adj basic to agr (Vallecitos)	587.00	45.5	26,708.50
Dec 2009 adj basic to agr	701.00	-45.5	-31,895.50

Adjustment Subtotal -247.5 -483,041.70

SD-07 Total 2,137.7 1,188,983.50

Meter No SD-08

Treated Domestic	Constant	Previous Reading	Current Reading	Volume (Cu. Ft.)	Rate Desc.
n/o Red Mtn. n/o Mission Rd.	100	35445035	35523856	7882100	Unbundled

--- DELIVERIES ---

	Rate Per AF	Volume AF	Amount
Tier 1 Supply Rate	101.00	180.9	18,270.90
System Access Rate	154.00	180.9	27,858.60
Water Stewardship Rate	41.00	180.9	7,416.90
System Power Rate	119.00	180.9	21,527.10
Treatment Surcharge	217.00	180.9	39,255.30

Agency Name	Invoice No.	Rev.	Bill Period	Page No.	Mailed On	Due On
San Diego County Water Authority	6556	0	December 2009	5 of 9	01-08-10	02-26-10

--- DELIVERIES ---

	Rate Per AF	Volume AF	Amount
Delta Supply Surcharge	69.00	180.9	12,482.10
Delivery Subtotal		180.9	126,810.90
SD-08 Total		180.9	126,810.90

Meter No SD-09

Treated Domestic	Constant	Previous Reading	Current Reading	Volume (Cu. Ft.)	Rate Desc.
w/o Rainbow Glen. Rd. n/o Red Mtn.	100	7043441	7073419	2997800	Unbundled

--- DELIVERIES ---

	Rate Per AF	Volume AF	Amount
Tier 1 Supply Rate	101.00	68.8	6,948.80
System Access Rate	154.00	68.8	10,595.20
Water Stewardship Rate	41.00	68.8	2,820.80
System Power Rate	119.00	68.8	8,187.20
Treatment Surcharge	217.00	68.8	14,929.60
Delta Supply Surcharge	69.00	68.8	4,747.20
Delivery Subtotal		68.8	48,228.80
SD-09 Total		68.8	48,228.80

Meter No SD-11

Untreated Domestic	Constant	Previous Reading	Current Reading	Volume (Cu. Ft.)	Rate Desc.
e/o Wilt Rd. n/o Dos Ninos Ave.	10,000	15014758	15096213	814550000	Unbundled

--- DELIVERIES ---

	Rate Per AF	Volume AF	Amount
Tier 1 Supply Rate	101.00	18,699.5	1,888,649.50
System Access Rate	154.00	18,699.5	2,879,723.00
Water Stewardship Rate	41.00	18,699.5	766,679.50
System Power Rate	119.00	18,699.5	2,225,240.50
Delta Supply Surcharge	69.00	18,699.5	1,290,265.50
Delivery Subtotal		18,699.5	9,050,558.00

--- ADJUSTMENT ---

	Rate Per AF	Volume AF	Amount
Aug 2007 adj basic to agr (Ramona)	241.00	0.1	24.10
Aug 2007 adj basic to agr	331.00	-0.1	-33.10
Aug 2007 adj full service to agr voided	331.00	0.1	33.10
Aug 2007 adj full service to agr voided (Ramona)	241.00	-0.1	-24.10
Jan 2008 adj basic to agr (Ramona)	261.00	10.4	2,714.40
Jan 2008 adj basic to agr	351.00	-10.4	-3,650.40
Jan 2008 adj full service to agr voided	351.00	10.1	3,545.10
Jan 2008 adj full service to agr voided (Ramona)	261.00	-10.1	-2,636.10
Feb 2008 adj full service to agr voided	351.00	19.9	6,984.90
Feb 2008 adj full service to agr voided (Ramona)	261.00	-19.9	-5,193.90
Mar 2008 adj basic to agr (Ramona)	261.00	13.7	3,575.70
Mar 2008 adj basic to agr	351.00	-13.7	-4,808.70
Mar 2008 adj full service to agr voided	351.00	15.1	5,300.10
Mar 2008 adj full service to agr voided (Ramona)	261.00	-15.1	-3,941.10
Apr 2008 adj basic to agr (Ramona)	261.00	109.0	28,449.00
Apr 2008 adj basic to agr	351.00	-109.0	-38,259.00
Apr 2008 adj full service to agr voided	351.00	137.0	48,087.00
Apr 2008 adj full service to agr voided (Ramona)	261.00	-137.0	-35,757.00
May 2008 adj basic to agr (Ramona)	261.00	118.0	30,798.00
May 2008 adj basic to agr	351.00	-118.0	-41,418.00
May 2008 adj full service to agr voided	351.00	138.6	48,648.60
May 2008 adj full service to agr voided (Ramona)	261.00	-138.6	-36,174.60
Jun 2008 adj basic to agr (Ramona)	261.00	204.1	53,270.10
Jun 2008 adj basic to agr	351.00	-204.1	-71,639.10
Jun 2008 adj full service to agr voided	351.00	232.4	81,572.40
Jun 2008 adj full service to agr voided (Ramona)	261.00	-232.4	-60,656.40
Jul 2008 adj basic to agr (Ramona)	261.00	55.1	14,381.10
Jul 2008 adj basic to agr	351.00	-55.1	-19,340.10

Agency Name	Invoice No.	Rev.	Bill Period	Page No.	Mailed On	Due On
San Diego County Water Authority	6556	0	December 2009	6 of 9	01-08-10	02-26-10

--- ADJUSTMENT ---

	Rate Per AF	Volume AF	Amount
Jul 2008 adj full service to agr voided	351.00	72.9	25,587.90
Jul 2008 adj full service to agr voided (Ramona)	261.00	-72.9	-19,026.90
Aug 2008 adj basic to agr (Oceanside)	261.00	109.8	28,657.80
Aug 2008 adj basic to agr	351.00	-109.8	-38,539.80
Aug 2008 adj basic to agr (Ramona)	261.00	106.8	27,874.80
Aug 2008 adj basic to agr	351.00	-106.8	-37,486.80
Aug 2008 adj full service to agr voided	351.00	106.8	37,486.80
Aug 2008 adj full service to agr voided (Ramona)	261.00	-106.8	-27,874.80
Aug 2008 adj basic to agr voided (Oceanside)	261.00	-130.9	-34,164.90
Aug 2008 adj basic to agr voided	351.00	130.9	45,945.90
Sep 2008 adj basic to agr (Ramona)	261.00	70.0	18,270.00
Sep 2008 adj basic to agr	351.00	-70.0	-24,570.00
Sep 2008 adj full service to agr voided	351.00	70.0	24,570.00
Sep 2008 adj full service to agr voided (Ramona)	261.00	-70.0	-18,270.00
Oct 2008 adj basic to agr (Ramona)	261.00	72.5	18,922.50
Oct 2008 adj basic to agr	351.00	-72.5	-25,447.50
Oct 2008 adj full service to agr voided	351.00	72.6	25,482.60
Oct 2008 adj full service to agr voided (Ramona)	261.00	-72.6	-18,948.60
Nov 2008 adj basic to agr (Ramona)	261.00	60.5	15,790.50
Nov 2008 adj basic to agr	351.00	-60.5	-21,235.50
Nov 2008 adj full service to agr voided	351.00	63.0	22,113.00
Nov 2008 adj full service to agr voided (Ramona)	261.00	-63.0	-16,443.00
Jan 2009 adj exch iid to sdcwa, cy total 140,188 af	412.00	-3,432.0	-1,413,984.00
Jan 2009 adj exch iid to sdcwa, cy total 140,188 af (San Diego CWA)	278.00		954,096.00
Feb 2009 adj exch iid to sdcwa, cy total 140,188 af	412.00	-3,432.0	-1,413,984.00
Feb 2009 adj exch iid to sdcwa, cy total 140,188 af (San Diego CWA)	278.00		954,096.00
Mar 2009 adj exch iid to sdcwa, cy total 140,188 af	412.00	-3,432.0	-1,413,984.00
Mar 2009 adj exch iid to sdcwa, cy total 140,188 af (San Diego CWA)	278.00		954,096.00
Apr 2009 adj exch iid to sdcwa, cy total 140,188 af	412.00	-3,432.0	-1,413,984.00
Apr 2009 adj exch iid to sdcwa, cy total 140,188 af (San Diego CWA)	278.00		954,096.00
May 2009 adj exch iid to sdcwa, cy total 140,188 af	412.00	-3,432.0	-1,413,984.00
May 2009 adj exch iid to sdcwa, cy total 140,188 af (San Diego CWA)	278.00		954,096.00
Jun 2009 adj exch iid to sdcwa, cy total 140,188 af	412.00	-3,432.0	-1,413,984.00
Jun 2009 adj exch iid to sdcwa, cy total 140,188 af (San Diego CWA)	278.00		954,096.00
Jul 2009 adj exch iid to sdcwa, cy total 140,188af	412.00	-3,432.0	-1,413,984.00
Jul 2009 adj exch iid to sdcwa, cy total 140,188af (San Diego CWA)	278.00		954,096.00
Aug 2009 adj exch iid to sdcwa, cy total 140,188 af	412.00	-3,432.0	-1,413,984.00
Aug 2009 adj exch iid to sdcwa, cy total 140,188 af (San Diego CWA)	278.00		954,096.00
Sep 2009 adj exch iid to sdcwa, cy total 140,188 af	484.00	-2,634.4	-1,275,049.60
Sep 2009 adj exch iid to sdcwa, cy total 140,188 af (San Diego CWA)	314.00		827,201.60
Oct 2009 adj basic to agr (Poway)	394.00	3.5	1,379.00
Oct 2009 adj basic to agr	484.00	-3.5	-1,694.00
Oct 2009 adj basic to agr (Vista)	394.00	4.5	1,773.00
Oct 2009 adj basic to agr	484.00	-4.5	-2,178.00
Oct 2009 adj exch iid to sdcwa, cy total 140,188 af	484.00	-3,432.0	-1,661,088.00
Oct 2009 adj exch iid to sdcwa, cy total 140,188 af (San Diego CWA)	314.00		1,077,648.00
Nov 2009 adj basic to agr (Santa Fe Irrigation)	394.00	1.9	748.60
Nov 2009 adj basic to agr	484.00	-1.9	-919.80
Nov 2009 adj basic to agr (Olivenhain)	394.00	39.1	15,405.40
Nov 2009 adj basic to agr	484.00	-39.1	-18,924.40
Nov 2009 adj basic to agr (Ramona)	394.00	0.1	39.40
Nov 2009 adj basic to agr	484.00	-0.1	-48.40
Nov 2009 adj basic to agr (City of San Diego)	394.00	9.2	3,624.80
Nov 2009 adj basic to agr	484.00	-9.2	-4,452.80
Nov 2009 adj basic to agr (Escondido)	394.00	157.2	61,936.80
Nov 2009 adj basic to agr	484.00	-157.2	-76,084.80
Nov 2009 adj exch iid to sdcwa, cy total 140,188 af	484.00	-3,432.0	-1,661,088.00
Nov 2009 adj exch iid to sdcwa, cy total 140,188 af (San Diego CWA)	314.00		1,077,648.00
Dec 2009 adj exch iid to sdcwa, cy total 140,188 af	484.00	-11,796.0	-5,709,264.00
Dec 2009 adj exch iid to sdcwa, cy total 140,188 af (San Diego CWA)	314.00		3,703,944.00

Adjustment Subtotal -48,750.4 -7,306,001.00

SD-11 Total -30,050.9 1,744,557.00

Agency Name	Invoice No.	Rev.	Bill Period	Page No.	Mailed On	Due On
San Diego County Water Authority	6556	0	December 2009	7 of 9	01-08-10	02-26-10

Meter No SD-DS1

Desalted	Constant	Previous Reading	Current Reading	Volume (Cu. Ft.)	Rate Desc.
Desalted		N/A	N/A	N/A	Unbundled

--- ADJUSTMENT ---			Rate Per AF	Volume AF	Amount
Dec 2009 lppds contribution			50.00	281.8	-14,090.00
Adjustment Subtotal				281.8	-14,090.00
SD-DS1 Total				281.8	-14,090.00

Meter No SD-RCL10

Reclaimed	Constant	Previous Reading	Current Reading	Volume (Cu. Ft.)	Rate Desc.
Reclaimed		N/A	N/A	N/A	Unbundled

--- ADJUSTMENT ---			Rate Per AF	Volume AF	Amount
Nov 2009 lrp contribution			250.00	490.4	-122,600.00
Adjustment Subtotal				490.4	-122,600.00
SD-RCL10 Total				490.4	-122,600.00

Meter No SD-RCL11

Reclaimed	Constant	Previous Reading	Current Reading	Volume (Cu. Ft.)	Rate Desc.
Reclaimed		N/A	N/A	N/A	Unbundled

--- ADJUSTMENT ---			Rate Per AF	Volume AF	Amount
Dec 2009 contribution			185.00	1.0	-185.00
Adjustment Subtotal				1.0	-185.00
SD-RCL11 Total				1.0	-185.00

Meter No SD-RCL12

Reclaimed	Constant	Previous Reading	Current Reading	Volume (Cu. Ft.)	Rate Desc.
Reclaimed		N/A	N/A	N/A	Unbundled

--- ADJUSTMENT ---			Rate Per AF	Volume AF	Amount
Dec 2009 lrp contribution			250.00	67.7	-16,925.00
Adjustment Subtotal				67.7	-16,925.00
SD-RCL12 Total				67.7	-16,925.00

Meter No SD-RCL13

Reclaimed	Constant	Previous Reading	Current Reading	Volume (Cu. Ft.)	Rate Desc.
Reclaimed		N/A	N/A	N/A	Unbundled

--- ADJUSTMENT ---			Rate Per AF	Volume AF	Amount
Dec 2009 contribution			250.00	49.7	-12,425.00
Adjustment Subtotal				49.7	-12,425.00
SD-RCL13 Total				49.7	-12,425.00

Meter No SD-RCL15

Reclaimed	Constant	Previous Reading	Current Reading	Volume (Cu. Ft.)	Rate Desc.
Reclaimed		N/A	N/A	N/A	Unbundled

Agency Name	Invoice No.	Rev.	Bill Period	Page No.	Mailed On	Due On
San Diego County Water Authority	6556	0	December 2009	8 of 9	01-08-10	02-26-10

--- ADJUSTMENT ---

	Rate Per AF	Volume AF	Amount
Nov 2009 contribution	150.00	194.4	-29,160.00
Adjustment Subtotal		194.4	-29,160.00
SD-RCL15 Total		194.4	-29,160.00

Meter No SD-RCL16

Reclaimed	Constant	Previous Reading	Current Reading	Volume (Cu. Ft.)	Rate Desc.
Reclaimed		N/A	N/A	N/A	Unbundled

--- ADJUSTMENT ---

	Rate Per AF	Volume AF	Amount
Aug 2009 contribution	250.00	36.7	-8,175.00
Sep 2009 contribution	250.00	21.5	-5,375.00
Nov 2009 contribution	250.00	9.7	-2,425.00
Adjustment Subtotal		67.9	-16,975.00
SD-RCL16 Total		67.9	-16,975.00

Meter No SD-RCL6

Reclaimed	Constant	Previous Reading	Current Reading	Volume (Cu. Ft.)	Rate Desc.
Reclaimed		N/A	N/A	N/A	Unbundled

--- ADJUSTMENT ---

	Rate Per AF	Volume AF	Amount
Nov 2009 lrp contribution	185.00	397.1	-73,463.50
Adjustment Subtotal		397.1	-73,463.50
SD-RCL6 Total		397.1	-73,463.50

Meter No SD-RCL8

Reclaimed	Constant	Previous Reading	Current Reading	Volume (Cu. Ft.)	Rate Desc.
Reclaimed		N/A	N/A	N/A	Unbundled

--- ADJUSTMENT ---

	Rate Per AF	Volume AF	Amount
Nov 2009 lrp contribution	139.00	416.9	-57,949.10
Adjustment Subtotal		416.9	-57,949.10
SD-RCL8 Total		416.9	-57,949.10

Meter No SDTJ-01A

Treated Domestic	Constant	Previous Reading	Current Reading	Volume (Cu. Ft.)	Rate Desc.
San Diego-Tijuana	133.68	3321606	3399120	10362110	Unbundled

--- DELIVERIES ---

	Rate Per AF	Volume AF	Amount
System Access Rate	154.00	237.9	36,636.60
Water Stewardship Rate	41.00	237.9	9,753.90
Treatment Surcharge	217.00	237.9	51,624.30
Delivery Subtotal		237.9	98,014.80

--- ADJUSTMENT ---

	Rate Per AF	Volume AF	Amount
Otay loss for tijuana delivery (Otay)	412.00	7.1	2,925.20
Sd loss for tijuana delivery (San Diego CWA)	412.00	2.5	1,030.00
MWD Loss for Tijuana Delivery	412.00	8.9	3,666.80
Adjustment Subtotal		18.5	7,622.00

Agency Name	Invoice No.	Rev.	Bill Period	Page No.	Mailed On	Due On
San Diego County Water Authority	6556	0	December 2009	9 of 9	01-08-10	02-26-10


SDTJ-01A Total 256.4 105,636.80

--- OTHER CHARGES AND CREDITS ---

	Amount
Conservation Ag# 78189	41,731.47
Conservation Ag# ECP24-2007	-227,499.40
Tier 2 Surcharge adjustment for prior calendar year 2007	6,787.20
Actual 11/09 Variable Power-Treated 207.2AF @\$76.33/AF, Tijuana Delivery	15,815.58
Reverse 11/09 Variable Power-Treated 207.2AF @Est.\$76/AF, Tijuana Delivery	-15,747.20
Reverse 11/09 Variable Power-Treated (Loss) 8.3AF @Est.\$76/AF, Tijuana Delivery	-630.80
Actual 11/09 Variable Power-Treated (Loss) 8.3AF @\$76.33/AF, Tijuana Delivery	633.54
Variable Power-Treated 237.9AF @Est.\$95.62/AF, 12/09 Tijuana Delivery	22,748.00
Variable Power-Treated (Loss) 18.5AF @Est.\$95.62/AF, 12/09 Tijuana Delivery	1,768.97

VOLUME TOTAL	INVOICE TOTAL
-17,709.3	\$7,149,197.76

This invoice was printed on 1/7/2010 at 2:46:19PM.

**MWD**

METROPOLITAN WATER DISTRICT OF SOUTHERN CALIFORNIA

700 North Alameda Street

Los Angeles, CA, 90012-2944

INVOICE**Billed To:**

San Diego County Water Authority

**Service Address**4677 Overland Avenue
San Diego, CA 92123-1233

January 2010

Page No. 1 of 2

Mailed: 02/10/2010

Due Date: 03/31/2010

Invoice Number: 6584

Revision: 0

NOTICE

The MWD Administrative Code Section 4507 and 4508 require that payment must be made in "Good Funds" by the due date or the payment will be considered delinquent and an additional charge shall be assessed.

DELIVERIES

	Volume (AF)
Total Water Treated Delivered	5,285.2
Total Water Untreated Delivered	24,057.4

SALES

	Type	Volume (AF)	Rate (\$ /AF)	Total (\$)
Full Service	Tier 1 Supply Rate	17,008.6	\$101.00	\$1,717,868.60
	System Access Rate	17,008.6	\$154.00	\$2,619,324.40
	Water Stewardship Rate	17,008.6	\$41.00	\$697,352.60
	System Power Rate	17,008.6	\$119.00	\$2,024,023.40
	Delta Supply Surcharge	17,008.6	\$69.00	\$1,173,593.40
	Treatment Surcharge	5,259.5	\$217.00	\$1,141,311.50
Adjust Full Service Prior Rates				
Certification(s) for 200701 to 200712 for Domestic	Treated	3.4	\$478.00	\$1,625.20
Certification(s) for 200909 to 200912 for Domestic	Treated	-204.5	\$701.00	(\$143,354.50)
Certification(s) for 200801 to 200812 for Domestic	Treated	-4.9	\$508.00	(\$2,489.20)
Certification(s) for 200901 to 200908 for Domestic	Treated	339.0	\$579.00	\$196,281.00
Certification(s) for 200909 to 200912 for Domestic	Untreated	1,081.7	\$484.00	\$523,542.80
Certification(s) for 200901 to 200908 for Domestic	Untreated	-1,153.0	\$412.00	(\$475,036.00)
Certification(s) for 200801 to 200812 for Domestic	Untreated	-0.1	\$351.00	(\$35.10)
IAWP	Treated	-14.4		\$32,717.70
	Untreated	71.4		\$28,118.30
SUBTOTAL				\$9,534,844.10

WATER MANAGEMENT

	Volume (AF)	Total (\$)
Local Resource Programs	2,801.6	(\$261,828.20)
SUBTOTAL		(\$261,828.20)

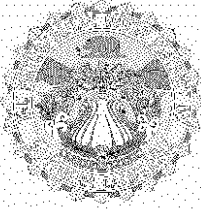
EXCHANGES, WHEELING, AND OTHER DELIVERIES

	Type	Volume (AF)	Total (\$)
Wheeling	Untreated		(\$31,131.00)
Tijuana Emergency Deliveries and Losses		-18.5	(\$7,622.00)
IID San Diego Exchange UnTreated		12,308.3	\$3,864,806.20
			\$3,826,053.20

OTHER CHARGES AND CREDITS

	Volume (AF)	Rate (\$ /AF)	Total (\$)
Conservation Debit/Credit			\$40,768.30
Tier 2 Surcharge for 2007	3.4	\$96.00	\$326.40
Miscellaneous Debit/Credit (See Detail)			(\$1,766.59)
SUBTOTAL			\$39,328.11

MWD2010-00275301



MWD
 METROPOLITAN WATER DISTRICT OF SOUTHERN CALIFORNIA
 700 North Alameda Street
 Los Angeles, CA, 90012-2944

INVOICE

Billed To:

San Diego County Water Authority



Service Address

4677 Overland Avenue
 San Diego, CA 92123-1233

January 2010	Page No. 2 of 2
Mailed: 02/10/2010	Due Date: 03/31/2010
Invoice Number: 6584	Revision: 0

NOTICE

The MWD Administrative Code Section 4507 and 4508 require that payment must be made in "Good Funds" by the due date or the payment will be considered delinquent and an additional charge shall be assessed.

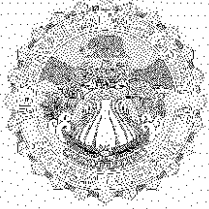
ADDITIONAL INFORMATION

	Volume (AF)	Tier1 %	Peak Day	Flow (CFS)
Purchase Order Commitment (Jan 2003 to Dec 2012)	3,342,570.6			
Purchase Order Firm Delivery To Date (Jan 2003 to Dec 2012)	3,309,545.0			
Tier 1 Annual Limit (For Current Calendar Year)	543,778.4			
Tier 1 YTD Deliveries (For Current Calendar Year)	16,999.7	3.0		
Tier 1 Current Month Deliveries	16,999.7			
Capacity Charge			8/21/2007	1,296.0

INVOICE TOTAL

Volume AF	Amount Now Due
19,910.3	\$13,138,397.21

Note: Amount Due is based on highlighted fields



MWD
 METROPOLITAN WATER DISTRICT OF SOUTHERN CALIFORNIA
 700 North Alameda Street
 Los Angeles, CA, 90012-2944

INVOICE DETAIL

NOTICE

The MWD Administrative Code Section 4507 and 4508 require that payment must be made in "Good Funds" by the due date or the payment will be considered delinquent and an additional charge shall be assessed.

IN ACCORDANCE WITH READINGS AND BILLING DATA LISTED BELOW

Agency Name	Invoice No.	Rev.	Bill Period	Page No.	Mailed On	Due On
San Diego County Water Authority	6584	0	January 2010	1 of 9	02-10-10	03-31-10

Meter No.	Constant	Previous Reading	Current Reading	Volume (Cu. Ft.)	Rate Desc.
CM-10		0	0	0	Unbundled

--- ADJUSTMENT ---	Rate Per AF	Volume AF	Amount
Jan 2010 adj oc to sd transfer	701.00	75.0	52,575.00
Adjustment Subtotal		75.0	52,575.00
CM-10 Total		75.0	52,575.00

Meter No.	Constant	Previous Reading	Current Reading	Volume (Cu. Ft.)	Rate Desc.
SD-01A		24889415	24924170	34755000	Unbundled

--- DELIVERIES ---	Rate Per AF	Volume AF	Amount
Tier 1 Supply Rate	101.00	797.9	80,587.90
System Access Rate	154.00	797.9	122,876.60
Water Stewardship Rate	41.00	797.9	32,713.90
System Power Rate	119.00	797.9	94,950.10
Treatment Surcharge	217.00	797.9	173,144.30
Delta Supply Surcharge	69.00	797.9	55,055.10
Jan 2010, meter under 10% flow Tier 1 Supply Rate	101.00	1.7	171.70
Jan 2010, meter under 10% flow System Access Rate	154.00	1.7	261.80
Jan 2010, meter under 10% flow Water Stewardship Rate	41.00	1.7	69.70
Jan 2010, meter under 10% flow System Power Rate	119.00	1.7	202.30
Jan 2010, meter under 10% flow Treatment Surcharge	217.00	1.7	368.90
Jan 2010, meter under 10% flow Delta Supply Surcharge	69.00	1.7	117.30
Delivery Subtotal		799.6	560,519.60
SD-01A Total		799.6	560,519.60

Meter No.	Constant	Previous Reading	Current Reading	Volume (Cu. Ft.)	Rate Desc.
SD-01B		24473695	24507338	33643000	Unbundled

--- DELIVERIES ---	Rate Per AF	Volume AF	Amount
Tier 1 Supply Rate	101.00	772.3	78,002.30
System Access Rate	154.00	772.3	118,934.20
Water Stewardship Rate	41.00	772.3	31,664.30
System Power Rate	119.00	772.3	91,903.70
Treatment Surcharge	217.00	772.3	167,589.10
Delta Supply Surcharge	69.00	772.3	53,288.70
Jan 2010, meter under 10% flow Tier 1 Supply Rate	101.00	0.6	60.60
Jan 2010, meter under 10% flow System Access Rate	154.00	0.6	92.40
Jan 2010, meter under 10% flow Water Stewardship Rate	41.00	0.6	24.60

Agency Name	Invoice No.	Rev.	Bill Period	Page No.	Mailed On	Due On
San Diego County Water Authority	6584	0	January 2010	2 of 9	02-10-10	03-31-10

--- DELIVERIES ---

	Rate Per AF	Volume AF	Amount
Jan 2010, meter under 10% flow System Power Rate	119.00	0.6	71.40
Jan 2010, meter under 10% flow Treatment Surcharge	217.00	0.6	130.20
Jan 2010, meter under 10% flow Delta Supply Surcharge	69.00	0.6	41.40
Delivery Subtotal		772.9	541,802.90
SD-01B Total		772.9	541,802.90

Meter No SD-02

Treated Domestic	Constant	Previous Reading	Current Reading	Volume (Cu. Ft.)	Rate Desc.
w/o Rainbow Glen Rd.	100	24427830	24481278	5344800	Unbundled

--- DELIVERIES ---

	Rate Per AF	Volume AF	Amount
Tier 1 Supply Rate	101.00	122.7	12,392.70
System Access Rate	154.00	122.7	18,895.80
Water Stewardship Rate	41.00	122.7	5,030.70
System Power Rate	119.00	122.7	14,601.30
Treatment Surcharge	217.00	122.7	26,625.90
Delta Supply Surcharge	69.00	122.7	8,466.30
Jan 2010, meter under 10% flow Tier 1 Supply Rate	101.00	0.2	20.20
Jan 2010, meter under 10% flow System Access Rate	154.00	0.2	30.80
Jan 2010, meter under 10% flow Water Stewardship Rate	41.00	0.2	8.20
Jan 2010, meter under 10% flow System Power Rate	119.00	0.2	23.80
Jan 2010, meter under 10% flow Treatment Surcharge	217.00	0.2	43.40
Jan 2010, meter under 10% flow Delta Supply Surcharge	69.00	0.2	13.80
Delivery Subtotal		122.9	86,152.90
SD-02 Total		122.9	86,152.90

Meter No SD-03

Untreated Domestic	Constant	Previous Reading	Current Reading	Volume (Cu. Ft.)	Rate Desc.
Rainbow Cyn. Rd. e/o Frontage Rd.	1,000	79355634	79693686	338052000	Unbundled

--- DELIVERIES ---

	Rate Per AF	Volume AF	Amount
Tier 1 Supply Rate	101.00	7,760.6	783,820.60
System Access Rate	154.00	7,760.6	1,195,132.40
Water Stewardship Rate	41.00	7,760.6	318,184.60
System Power Rate	119.00	7,760.6	923,511.40
Delta Supply Surcharge	69.00	7,760.6	535,481.40
Delivery Subtotal		7,760.6	3,756,130.40
SD-03 Total		7,760.6	3,756,130.40

Meter No SD-05

Treated Domestic	Constant	Previous Reading	Current Reading	Volume (Cu. Ft.)	Rate Desc.
s/o Reche Rd. w/o Wilt Rd.	100	8740745	8763976	2323100	Unbundled

--- DELIVERIES ---

	Rate Per AF	Volume AF	Amount
Tier 1 Supply Rate	101.00	53.3	5,383.30
System Access Rate	154.00	53.3	8,208.20
Water Stewardship Rate	41.00	53.3	2,185.30
System Power Rate	119.00	53.3	6,342.70
Treatment Surcharge	217.00	53.3	11,566.10
Delta Supply Surcharge	69.00	53.3	3,677.70
Delivery Subtotal		53.3	37,363.30

--- ADJUSTMENT ---

	Rate Per AF	Volume AF	Amount
Dec 2009 adj basic to agr (City of San Diego)	587.00	0.5	293.50
Dec 2009 adj basic to agr	701.00	-0.5	-350.50

Agency Name	Invoice No.	Rev.	Bill Period	Page No.	Mailed On	Due On
San Diego County Water Authority	6584	0	January 2010	3 of 9	02-10-10	03-31-10

Adjustment Subtotal 0.0 -57.00

SD-05 Total 53.3 37,306.30

Meter No SD-07

Treated Domestic	Constant	Previous Reading	Current Reading	Volume (Cu. Ft.)	Rate Desc
e/o Wilt Rd. n/o Dos Ninos Ave.	1.000	113141699	113278396	136697000	Unbundled

--- DELIVERIES ---

	Rate Per AF	Volume AF	Amount
Tier 1 Supply Rate	101.00	3,138.1	316,948.10
System Access Rate	154.00	3,138.1	483,267.40
Water Stewardship Rate	41.00	3,138.1	128,662.10
System Power Rate	119.00	3,138.1	373,433.90
Treatment Surcharge	217.00	3,138.1	680,967.70
Delta Supply Surcharge	69.00	3,138.1	216,528.90
Delivery Subtotal		3,138.1	2,199,808.10

--- ADJUSTMENT ---

	Rate Per AF	Volume AF	Amount
Jul 2007 adj full service to agr voided	478.00	79.0	37,762.00
Jul 2007 adj full service to agr voided (Carlsbad Municipal)	364.00	-79.0	-28,756.00
Jul 2007 adj basic to agr	478.00	-78.9	-37,714.20
Jul 2007 adj basic to agr (Carlsbad Municipal)	364.00	78.9	28,719.60
Aug 2007 adj basic to agr (Carlsbad Municipal)	364.00	77.3	28,137.20
Aug 2007 adj basic to agr	478.00	-77.3	-36,949.40
Aug 2007 adj full service to agr voided	478.00	84.9	40,582.20
Aug 2007 adj full service to agr voided (Carlsbad Municipal)	364.00	-84.9	-30,903.60
Sep 2007 adj full service to agr voided	478.00	66.2	31,643.60
Sep 2007 adj full service to agr voided (Carlsbad Municipal)	364.00	-66.2	-24,096.80
Sep 2007 adj basic to agr (Carlsbad Municipal)	364.00	66.1	24,060.40
Sep 2007 adj basic to agr	478.00	-66.1	-31,595.80
Nov 2007 adj basic to agr (Ramona)	364.00	61.4	22,349.60
Nov 2007 adj basic to agr	478.00	-61.4	-28,349.20
Nov 2007 adj basic to agr voided (Ramona)	364.00	-57.0	-20,748.00
Nov 2007 adj basic to agr voided	478.00	57.0	27,246.00
Feb 2008 adj basic to agr (Carlsbad Municipal)	394.00	10.6	4,176.40
Feb 2008 adj basic to agr	508.00	-10.6	-5,384.80
Feb 2008 adj full service to agr voided	508.00	9.1	4,622.80
Feb 2008 adj full service to agr voided (Carlsbad Municipal)	394.00	-9.1	-3,585.40
Mar 2008 adj basic to agr (Oceanside)	394.00	22.2	8,746.80
Mar 2008 adj basic to agr	508.00	-22.2	-11,277.60
Mar 2008 adj full service to agr voided	508.00	22.2	11,277.60
Mar 2008 adj full service to agr voided (Oceanside)	394.00	-22.2	-8,746.80
May 2008 adj basic to agr (Carlsbad Municipal)	394.00	46.1	18,163.40
May 2008 adj basic to agr	508.00	-46.1	-23,418.80
May 2008 adj full service to agr voided	508.00	45.7	23,215.60
May 2008 adj full service to agr voided (Carlsbad Municipal)	394.00	-45.7	-18,005.80
Jun 2008 adj basic to agr (Carlsbad Municipal)	394.00	46.9	18,478.60
Jun 2008 adj basic to agr	508.00	-46.9	-23,825.20
Jun 2008 adj full service to agr voided	508.00	50.8	25,806.40
Jun 2008 adj full service to agr voided (Carlsbad Municipal)	394.00	-50.8	-20,015.20
Jul 2008 adj basic to agr (Carlsbad Municipal)	394.00	57.3	22,576.20
Jul 2008 adj basic to agr	508.00	-57.3	-29,108.40
Jul 2008 adj full service to agr voided	508.00	54.6	27,736.80
Jul 2008 adj full service to agr voided (Carlsbad Municipal)	394.00	-54.6	-21,512.40
Aug 2008 adj basic to agr (Carlsbad Municipal)	394.00	50.5	19,897.00
Aug 2008 adj basic to agr	508.00	-50.5	-25,654.00
Aug 2008 adj full service to agr voided	508.00	48.2	24,485.60
Aug 2008 adj full service to agr voided (Carlsbad Municipal)	394.00	-48.2	-18,990.80
Sep 2008 adj basic to agr (Carlsbad Municipal)	394.00	49.5	19,503.00
Sep 2008 adj basic to agr	508.00	-49.5	-25,146.00
Sep 2008 adj full service to agr voided	508.00	48.0	24,384.00
Sep 2008 adj full service to agr voided (Carlsbad Municipal)	394.00	-48.0	-18,912.00
Oct 2008 adj full service to agr voided	508.00	92.4	46,939.20
Oct 2008 adj full service to agr voided (Carlsbad Municipal)	394.00	-92.4	-36,405.60
Oct 2008 adj basic to agr (Carlsbad Municipal)	394.00	94.4	37,193.60

Agency Name	Invoice No.	Rev.	Bill Period	Page No.	Mailed On	Due On
San Diego County Water Authority	6584	0	January 2010	4 of 9	02-10-10	03-31-10

--- ADJUSTMENT ---

	Rate Per AF	Volume AF	Amount
Oct 2008 adj basic to agr	508.00	-94.4	-47,955.20
Nov 2008 adj basic to agr (Carlsbad Municipal)	394.00	36.5	14,381.00
Nov 2008 adj basic to agr	508.00	-36.5	-18,542.00
Nov 2008 adj full service to agr voided	508.00	39.7	20,167.60
Nov 2008 adj full service to agr voided (Carlsbad Municipal)	394.00	-39.7	-15,641.80
Dec 2008 adj basic to agr (Carlsbad Municipal)	394.00	16.4	6,461.60
Dec 2008 adj basic to agr	508.00	-16.4	-8,331.20
Dec 2008 adj full service to agr voided	508.00	14.8	7,518.40
Dec 2008 adj full service to agr voided (Carlsbad Municipal)	394.00	-14.8	-5,831.20
Jan 2009 adj basic to agr (Carlsbad Municipal)	465.00	5.9	2,743.50
Jan 2009 adj basic to agr	579.00	-5.9	-3,416.10
Jan 2009 adj basic to agr voided (Carlsbad Municipal)	465.00	-40.8	-18,972.00
Jan 2009 adj basic to agr voided	579.00	40.8	23,623.20
Feb 2009 adj basic to agr (Carlsbad Municipal)	465.00	1.3	604.50
Feb 2009 adj basic to agr	579.00	-1.3	-752.70
Feb 2009 adj basic to agr voided (Carlsbad Municipal)	465.00	-18.0	-8,370.00
Feb 2009 adj basic to agr voided	579.00	18.0	10,422.00
Mar 2009 adj basic to agr (Carlsbad Municipal)	465.00	5.7	2,650.50
Mar 2009 adj basic to agr	579.00	-5.7	-3,300.30
Mar 2009 adj basic to agr voided (Carlsbad Municipal)	465.00	-64.9	-30,178.50
Mar 2009 adj basic to agr voided	579.00	64.9	37,577.10
Apr 2009 adj basic to agr (Carlsbad Municipal)	465.00	5.6	2,604.00
Apr 2009 adj basic to agr	579.00	-5.6	-3,242.40
Apr 2009 adj basic to agr voided (Carlsbad Municipal)	465.00	-51.9	-24,133.50
Apr 2009 adj basic to agr voided	579.00	51.9	30,050.10
May 2009 adj basic to agr (Carlsbad Municipal)	465.00	6.1	2,836.50
May 2009 adj basic to agr	579.00	-6.1	-3,531.90
May 2009 adj basic to agr voided (Carlsbad Municipal)	465.00	-103.3	-48,034.50
May 2009 adj basic to agr voided	579.00	103.3	59,810.70
Jun 2009 adj basic to agr	579.00	-5.9	-3,416.10
Jun 2009 adj basic to agr (Carlsbad Municipal)	465.00	5.9	2,743.50
Jun 2009 adj basic to agr voided (Carlsbad Municipal)	465.00	-6.9	-3,208.50
Jun 2009 adj basic to agr voided	579.00	6.9	3,995.10
Jul 2009 adj basic to agr (Carlsbad Municipal)	465.00	6.5	3,022.50
Jul 2009 adj basic to agr	579.00	-6.5	-3,763.50
Jul 2009 adj basic to agr (Valley Center)	465.00	1,433.9	666,763.50
Jul 2009 adj basic to agr	579.00	-1,433.9	-830,228.10
Jul 2009 adj basic to agr voided (Carlsbad Municipal)	465.00	-47.2	-21,948.00
Jul 2009 adj basic to agr voided	579.00	47.2	27,328.80
Jul 2009 adj basic to agr voided (Valley Center)	465.00	-1,432.7	-666,205.50
Jul 2009 adj basic to agr voided	579.00	1,432.7	829,533.30
Aug 2009 adj basic to agr (Carlsbad Municipal)	465.00	7.6	3,534.00
Aug 2009 adj basic to agr	579.00	-7.6	-4,400.40
Aug 2009 adj basic to agr	579.00	-1,466.2	-848,929.80
Aug 2009 adj basic to agr (Valley Center)	465.00	1,466.2	681,783.00
Aug 2009 adj basic to agr voided (Carlsbad Municipal)	465.00	-53.0	-24,645.00
Aug 2009 adj basic to agr voided	579.00	53.0	30,687.00
Aug 2009 adj basic to agr voided (Valley Center)	465.00	-1,465.0	-681,225.00
Aug 2009 adj basic to agr voided	579.00	1,465.0	848,235.00
Sep 2009 adj basic to agr (Carlsbad Municipal)	587.00	5.8	3,404.60
Sep 2009 adj basic to agr	701.00	-5.8	-4,065.80
Sep 2009 adj basic to agr	701.00	-1,503.0	-1,053,603.00
Sep 2009 adj basic to agr (Valley Center)	587.00	1,503.0	882,261.00
Sep 2009 adj basic to agr voided (Carlsbad Municipal)	587.00	-45.6	-26,767.20
Sep 2009 adj basic to agr voided	701.00	45.6	31,965.60
Sep 2009 adj basic to agr voided (Valley Center)	587.00	-1,501.9	-881,615.30
Sep 2009 adj basic to agr voided	701.00	1,501.9	1,052,831.90
Oct 2009 adj basic to agr voided (Padre Dam)	587.00	-114.9	-67,446.30
Oct 2009 adj basic to agr voided	701.00	114.9	80,544.90
Oct 2009 adj basic to agr (Carlsbad Municipal)	587.00	4.3	2,524.10
Oct 2009 adj basic to agr	701.00	-4.3	-3,014.30
Oct 2009 adj basic to agr (Valley Center)	587.00	1,154.0	677,398.00
Oct 2009 adj basic to agr	701.00	-1,154.0	-808,954.00
Oct 2009 adj basic to agr voided (Carlsbad Municipal)	587.00	-92.5	-54,297.50
Oct 2009 adj basic to agr voided	701.00	92.5	64,842.50
Oct 2009 adj basic to agr voided (Valley Center)	587.00	-1,153.4	-677,045.80
Oct 2009 adj basic to agr voided	701.00	1,153.4	808,533.40
Nov 2009 adj basic to agr (Vista)	587.00	0.2	117.40

Agency Name	Invoice No.	Rev.	Bill Period	Page No.	Mailed On	Due On
San Diego County Water Authority	6584	0	January 2010	5 of 9	02-10-10	03-31-10

--- ADJUSTMENT ---

	Rate Per AF	Volume AF	Amount
Nov 2009 adj basic to agr	701.00	-0.2	-140.20
Nov 2009 adj basic to agr (Carlsbad Municipal)	587.00	1.8	1,056.60
Nov 2009 adj basic to agr	701.00	-1.8	-1,261.80
Nov 2009 adj basic to agr (Valley Center)	587.00	994.8	583,947.60
Nov 2009 adj basic to agr	701.00	-994.8	-697,354.80
Nov 2009 adj basic to agr voided (Carlsbad Municipal)	587.00	-46.7	-27,412.90
Nov 2009 adj basic to agr voided	701.00	46.7	32,736.70
Nov 2009 adj basic to agr voided (Valley Center)	587.00	-994.3	-583,654.10
Nov 2009 adj basic to agr voided	701.00	994.3	697,004.30
Dec 2009 adj basic to agr (Yuima)	587.00	26.2	15,379.40
Dec 2009 adj basic to agr	701.00	-26.2	-18,366.20
Dec 2009 adj basic to agr (Ramona)	587.00	90.7	53,240.90
Dec 2009 adj basic to agr	701.00	-90.7	-63,580.70
Dec 2009 adj basic to agr (Fallbrook)	587.00	95.9	56,293.30
Dec 2009 adj basic to agr	701.00	-95.9	-67,225.80
Dec 2009 adj basic to agr (Valley Center)	587.00	277.0	162,599.00
Dec 2009 adj basic to agr	701.00	-277.0	-194,177.00
Dec 2009 adj basic to agr (Padre Dam)	587.00	17.1	10,037.70
Dec 2009 adj basic to agr	701.00	-17.1	-11,987.10
Dec 2009 adj from full service to tijuana delivery-voided	701.00	247.5	173,497.50
Dec 2009 adj from full service to tijuana delivery (meter correction)	701.00	-229.6	-160,949.60
Dec 2009 adj basic to agr (Vista)	587.00	0.1	58.70
Dec 2009 adj basic to agr	701.00	-0.1	-70.10
Dec 2009 adj basic to agr (Carlsbad Municipal)	587.00	0.3	176.10
Dec 2009 adj basic to agr	701.00	-0.3	-210.30
Jan 2010 adj basic to agr (Vallecitos)	587.00	20.3	11,916.10
Jan 2010 adj basic to agr	701.00	-20.3	-14,230.30
Jan 2010 adj basic to agr (Rainbow)	587.00	80.4	47,194.80
Jan 2010 adj basic to agr	701.00	-80.4	-56,360.40
Adjustment Subtotal		17.9	14,246.50
SD-07 Total		3,156.0	2,214,054.60

Meter No SD-08

Treated Domestic	Constant	Previous Reading	Current Reading	Volume (Cu. Ft.)	Rate Desc
n/o Red Mtn. n/o Mission Rd.	100	35523856	35648225	12436900	Unbundled

--- DELIVERIES ---

	Rate Per AF	Volume AF	Amount
Tier 1 Supply Rate	101.00	285.5	28,835.50
System Access Rate	154.00	285.5	43,967.00
Water Stewardship Rate	41.00	285.5	11,705.50
System Power Rate	119.00	285.5	33,974.50
Treatment Surcharge	217.00	285.5	61,953.50
Delta Supply Surcharge	69.00	285.5	19,699.50
Jan 2010, meter under 10% flow Tier 1 Supply Rate	101.00	0.4	40.40
Jan 2010, meter under 10% flow System Access Rate	154.00	0.4	61.60
Jan 2010, meter under 10% flow Water Stewardship Rate	41.00	0.4	16.40
Jan 2010, meter under 10% flow System Power Rate	119.00	0.4	47.60
Jan 2010, meter under 10% flow Treatment Surcharge	217.00	0.4	86.80
Jan 2010, meter under 10% flow Delta Supply Surcharge	69.00	0.4	27.60
Delivery Subtotal		285.9	200,415.90
SD-08 Total		285.9	200,415.90

Meter No SD-09

Treated Domestic	Constant	Previous Reading	Current Reading	Volume (Cu. Ft.)	Rate Desc
w/o Rainbow Glen. Rd. n/o Red Mtn.	100	7073419	7122265	4884600	Unbundled

--- DELIVERIES ---

	Rate Per AF	Volume AF	Amount
Tier 1 Supply Rate	101.00	112.1	11,322.10
System Access Rate	154.00	112.1	17,263.40
Water Stewardship Rate	41.00	112.1	4,596.10
System Power Rate	119.00	112.1	13,339.90

Agency Name	Invoice No.	Rev.	Bill Period	Page No.	Mailed On	Due On
San Diego County Water Authority	6584	0	January 2010	6 of 9	02-10-10	03-31-10

--- DELIVERIES ---

	Rate Per AF	Volume AF	Amount
Treatment Surcharge	217.00	112.1	24,325.70
Delta Supply Surcharge	69.00	112.1	7,734.90
Jan 2010, meter under 10% flow Tier 1 Supply Rate	101.00	0.4	40.40
Jan 2010, meter under 10% flow System Access Rate	154.00	0.4	61.60
Jan 2010, meter under 10% flow Water Stewardship Rate	41.00	0.4	16.40
Jan 2010, meter under 10% flow System Power Rate	119.00	0.4	47.60
Jan 2010, meter under 10% flow Treatment Surcharge	217.00	0.4	86.80
Jan 2010, meter under 10% flow Delta Supply Surcharge	69.00	0.4	27.60
Delivery Subtotal		112.5	78,862.50
SD-09 Total		112.5	78,862.50

Meter No. SD-11

Untreated Domestic	Constant	Previous Reading	Current Reading	Volume (Cu. Ft.)	Rate Desc
e/o Wilt Rd. n/o Dos Ninos Ave.	10,000	15096213	15167202	709890000	Unbundled

--- DELIVERIES ---

	Rate Per AF	Volume AF	Amount
Tier 1 Supply Rate	101.00	16,296.8	1,645,976.80
System Access Rate	154.00	16,296.8	2,509,707.20
Water Stewardship Rate	41.00	16,296.8	668,168.80
System Power Rate	119.00	16,296.8	1,939,319.20
Delta Supply Surcharge	69.00	16,296.8	1,124,479.20
Delivery Subtotal		16,296.8	7,887,651.20

--- ADJUSTMENT ---

	Rate Per AF	Volume AF	Amount
Mar 2008 adj basic to agr (Oceanside)	261.00	164.5	42,934.50
Mar 2008 adj basic to agr	351.00	-164.5	-57,739.50
Mar 2008 adj full service to agr voided	351.00	164.4	57,704.40
Mar 2008 adj full service to agr voided (Oceanside)	261.00	-164.4	-42,908.40
Aug 2009 wheeling, placer county delivery voided	412.00	4,042.0	1,665,304.00
Aug 2009 WHEELING, PLACER COUNTY DELIVERY VOIDED System Access	143.00	-4,042.0	-578,006.00
Aug 2009 WHEELING, PLACER COUNTY DELIVERY VOIDED Stewardship	25.00	-4,042.0	-101,050.00
Aug 2009 WHEELING, PLACER COUNTY DELIVERY VOIDED Power - Variable	181.33	-4,042.0	-732,935.86
Aug 2009 adj wheeling placer county water	412.00	-5,195.0	-2,140,340.00
Aug 2009 ADJ WHEELING PLACER COUNTY WATER System Access	143.00	5,195.0	742,885.00
Aug 2009 ADJ WHEELING PLACER COUNTY WATER Stewardship	25.00	5,195.0	129,875.00
Aug 2009 ADJ WHEELING PLACER COUNTY WATER Power - Variable	181.33	5,195.0	942,009.35
Sep 2009 wheeling, placer county delivery voided	484.00	11,478.0	5,555,352.00
Sep 2009 WHEELING, PLACER COUNTY DELIVERY VOIDED System Access	154.00	-11,478.0	-1,767,612.00
Sep 2009 WHEELING, PLACER COUNTY DELIVERY VOIDED Stewardship	41.00	-11,478.0	-470,598.00
Sep 2009 WHEELING, PLACER COUNTY DELIVERY VOIDED Power - Variable	181.33	-11,478.0	-2,081,305.74
Sep 2009 adj wheeling placer county water	484.00	-10,325.0	-4,997,300.00
Sep 2009 ADJ WHEELING PLACER COUNTY WATER System Access	154.00	10,325.0	1,590,050.00
Sep 2009 ADJ WHEELING PLACER COUNTY WATER Stewardship	41.00	10,325.0	423,325.00
Sep 2009 ADJ WHEELING PLACER COUNTY WATER Power - Variable	181.33	10,325.0	1,872,232.25
Nov 2009 adj basic to agr (Vista)	394.00	5.5	2,167.00
Nov 2009 adj basic to agr	484.00	-5.5	-2,662.00
Nov 2009 adj basic to agr (Poway)	394.00	2.9	1,142.60
Nov 2009 adj basic to agr	484.00	-2.9	-1,403.60
Dec 2009 adj basic to agr (Santa Fe Irrigation)	394.00	2.6	1,024.40
Dec 2009 adj basic to agr	484.00	-2.6	-1,258.40
Dec 2009 adj basic to agr (Olivenhain)	394.00	19.7	7,761.80
Dec 2009 adj basic to agr	484.00	-19.7	-9,534.80
Dec 2009 adj basic to agr (City of San Diego)	394.00	7.4	2,915.60
Dec 2009 adj basic to agr	484.00	-7.4	-3,581.60
Dec 2009 adj basic to agr (Escondido)	394.00	31.4	12,371.60
Dec 2009 adj basic to agr	484.00	-31.4	-15,197.60
Dec 2009 adj basic to agr (Vista)	394.00	1.8	709.20
Dec 2009 adj basic to agr	484.00	-1.8	-871.20
Jan 2010 adj exch iid to sdcwa	484.00	-12,308.3	-5,957,217.20
Jan 2010 adj exch iid to sdcwa (San Diego CWA)	314.00		3,864,806.20
Adjustment Subtotal		-12,308.3	-2,046,952.00

Agency Name	Invoice No.	Rev.	Bill Period	Page No.	Mailed On	Due On
San Diego County Water Authority	6584	0	January 2010	7 of 9	02-10-10	03-31-10

SD-11 Total 3,988.5 5,840,699.20

Meter No SD-DS1

Desalted	Constant	Previous Reading	Current Reading	Volume (Cu. Ft.)	Rate Desc.
Desalted		N/A	N/A	N/A	Unbundled

---ADJUSTMENT---

	Rate Per AF	Volume AF	Amount
Jan 2010 lppds contribution	50.00	241.6	-12,080.00
Adjustment Subtotal		241.6	-12,080.00
SD-DS1 Total		241.6	-12,080.00

Meter No SD-GRP1

Recovered	Constant	Previous Reading	Current Reading	Volume (Cu. Ft.)	Rate Desc.
Recovered Greenbelt		N/A	N/A	N/A	Unbundled

---ADJUSTMENT---

	Rate Per AF	Volume AF	Amount
Jul 2009 grp	721.00	294.9	212,622.90
Jul 2009 grp	761.00		-224,418.90
Aug 2009 grp	721.00	294.8	212,550.80
Aug 2009 grp	761.00		-224,342.80
Sep 2009 grp	721.00	285.8	206,061.80
Sep 2009 grp	761.00		-217,493.80
Oct 2009 grp	761.00		-221,527.10
Oct 2009 grp	721.00	291.1	209,883.10
Nov 2009 grp	721.00	235.2	169,579.20
Nov 2009 grp	761.00		-178,987.20
Jan 2010 grp	721.00	226.9	163,594.90
Jan 2010 grp	761.00		-172,670.90
Adjustment Subtotal		1,628.7	-65,148.00
SD-GRP1 Total		1,628.7	-65,148.00

Meter No SD-RCL1

Reclaimed	Constant	Previous Reading	Current Reading	Volume (Cu. Ft.)	Rate Desc.
Reclaimed		N/A	N/A	N/A	Unbundled

---ADJUSTMENT---

	Rate Per AF	Volume AF	Amount
Dec 2009 lrp contribution	250.00	9.8	-2,450.00
Jan 2010 lrp contribution	250.00	21.0	-5,250.00
Adjustment Subtotal		30.8	-7,700.00
SD-RCL1 Total		30.8	-7,700.00

Meter No SD-RCL10

Reclaimed	Constant	Previous Reading	Current Reading	Volume (Cu. Ft.)	Rate Desc.
Reclaimed		N/A	N/A	N/A	Unbundled

---ADJUSTMENT---

	Rate Per AF	Volume AF	Amount
Dec 2009 lrp contribution	250.00	284.9	-71,225.00
Adjustment Subtotal		284.9	-71,225.00
SD-RCL10 Total		284.9	-71,225.00

Agency Name	Invoice No.	Rev.	Bill Period	Page No.	Mailed On	Due On
San Diego County Water Authority	6584	0	January 2010	8 of 9	02-10-10	03-31-10

Meter No SD-RCL12

Reclaimed	Constant	Previous Reading	Current Reading	Volume (Cu. Ft.)	Rate Desc.
Reclaimed		N/A	N/A	N/A	Unbundled

--- ADJUSTMENT ---			Rate Per AF	Volume AF	Amount
Jan 2010 lrp contribution			250.00	39.5	-9,875.00
Adjustment Subtotal				39.5	-9,875.00
SD-RCL12 Total				39.5	-9,875.00

Meter No SD-RCL13

Reclaimed	Constant	Previous Reading	Current Reading	Volume (Cu. Ft.)	Rate Desc.
Reclaimed		N/A	N/A	N/A	Unbundled

--- ADJUSTMENT ---			Rate Per AF	Volume AF	Amount
Jan 2010 contribution			250.00	40.5	-10,125.00
Adjustment Subtotal				40.5	-10,125.00
SD-RCL13 Total				40.5	-10,125.00

Meter No SD-RCL15

Reclaimed	Constant	Previous Reading	Current Reading	Volume (Cu. Ft.)	Rate Desc.
Reclaimed		N/A	N/A	N/A	Unbundled

--- ADJUSTMENT ---			Rate Per AF	Volume AF	Amount
Dec 2009 contribution			150.00	120.8	-18,120.00
Adjustment Subtotal				120.8	-18,120.00
SD-RCL15 Total				120.8	-18,120.00

Meter No SD-RCL5

Reclaimed	Constant	Previous Reading	Current Reading	Volume (Cu. Ft.)	Rate Desc.
Reclaimed		N/A	N/A	N/A	Unbundled

--- ADJUSTMENT ---			Rate Per AF	Volume AF	Amount
Oct 2009 lppre			113.00	16.6	1,875.80
Oct 2009 lppre			267.00		-4,432.20
Nov 2009 lppre			113.00	14.6	1,649.80
Nov 2009 lppre			267.00		-3,898.20
Adjustment Subtotal				31.2	-4,804.80
SD-RCL5 Total				31.2	-4,804.80

Meter No SD-RCL6

Reclaimed	Constant	Previous Reading	Current Reading	Volume (Cu. Ft.)	Rate Desc.
Reclaimed		N/A	N/A	N/A	Unbundled

--- ADJUSTMENT ---			Rate Per AF	Volume AF	Amount
Dec 2009 lrp contribution			185.00	205.0	-37,925.00
Adjustment Subtotal				205.0	-37,925.00
SD-RCL6 Total				205.0	-37,925.00

Agency Name	Invoice No.	Rev.	Bill Period	Page No.	Mailed On	Due On
San Diego County Water Authority	6584	0	January 2010	9 of 9	02-10-10	03-31-10

Meter No SD-RCL8

Reclaimed	Constant	Previous Reading	Current Reading	Volume (Cu. Ft.)	Rate Desc.
Reclaimed		N/A	N/A	N/A	Unbundled

---	ADJUSTMENT ---	Rate Per AF	Volume AF	Amount
	Dec 2009 lrp contribution	139.00	178.6	-24,825.40
	Adjustment Subtotal		178.6	-24,825.40
	SD-RCL8 Total		178.6	-24,825.40

Meter No SDTJ-01A

Treated Domestic	Constant	Previous Reading	Current Reading	Volume (Cu. Ft.)	Rate Desc.
San Diego-Tijuana	133.68	3393516	3393516	0	Unbundled


---	DELIVERIES ---	Rate Per AF	Volume AF	Amount
	System Access Rate METER CORRECTION DEC 2009	154.00	-237.9	-36,636.60
	Water Stewardship Rate METER CORRECTION DEC 2009	41.00	-237.9	-9,753.90
	Treatment Surcharge METER CORRECTION DEC 2009	217.00	-237.9	-51,624.30
	System Access Rate METER CORRECTION DEC 2009	154.00	220.7	33,987.80
	Water Stewardship Rate METER CORRECTION DEC 2009	41.00	220.7	9,048.70
	Treatment Surcharge METER CORRECTION DEC 2009	217.00	220.7	47,891.90
	Delivery Subtotal		-17.2	-7,086.40

---	ADJUSTMENT ---	Rate Per AF	Volume AF	Amount
	Otay loss for tijuana delivery-voided dec 2009 (Otay)	412.00	-7.1	-2,925.20
	Sd loss for tijuana delivery-voided dec 2009 (San Diego CWA)	412.00	-2.5	-1,030.00
	Mwd loss for tijuana delivery-voided dec 2009 (San Diego CWA)	412.00	-8.9	-3,666.80
	Otay loss for tijuana delivery dec 2009 (Otay)	412.00	6.6	2,719.20
	Sd loss for tijuana delivery dec 2009 (San Diego CWA)	412.00	2.3	947.60
	Mwd loss for tijuana delivery dec 2009 (San Diego CWA)	412.00	8.3	3,419.60
	Adjustment Subtotal		-1.3	-535.60
	SDTJ-01A Total		-18.5	-7,622.00

---	OTHER CHARGES AND CREDITS ---	Amount
	Conservation Ag.# 66654	32,938.80
	Conservation Ag.# 78189	7,829.50
	Tier 2 Surcharge adjustment for prior calendar year 2007	326.40
	Reverse 12/09 Variable Power-Treated 237.9AF @Est.\$95.62/AF, Tijuana Dlvry	-22,748.00
	Reverse 12/09 Variable Power-Treated (Loss) 18.5AF @ Est.\$95.62/AF, Tijuana Dlvry	-1,768.97
	Actual 12/09 Variable Power-Treated 220.7AF @ \$95.63/AF, Tijuana Dlvry	21,105.54
	Actual 12/09 Variable Power-Treated (Loss) 17.2AF @ \$95.63/AF, Tijuana Dlvry	1,644.84

VOLUME TOTAL	INVOICE TOTAL
19,910.3	\$13,138,397.21

This invoice was printed on 2/9/2010 at 10:17:28AM



MWD
 METROPOLITAN WATER DISTRICT OF SOUTHERN CALIFORNIA
 700 North Alameda Street
 Los Angeles, CA, 90012-2944

INVOICE

Billed To:
 San Diego County Water Authority



Service Address
 4677 Overland Avenue
 San Diego, CA 92123-1233

February 2010	Page No. 1 of 2
Mailed: 03/10/2010	Due Date: 04/30/2010
Invoice Number: 6612	Revision: 0

NOTICE

The MWD Administrative Code Section 4507 and 4508 require that payment must be made in "Good Funds" by the due date or the payment will be considered delinquent and an additional charge shall be assessed.

DELIVERIES	Volume (AF)
Total Water Treated Delivered	4,067.7
Total Water Untreated Delivered	17,658.0

SALES	Type	Volume (AF)	Rate (\$ /AF)	Total (\$)
Full Service	Tier 1 Supply Rate	8,940.1	\$101.00	\$902,950.10
	System Access Rate	8,940.1	\$154.00	\$1,376,775.40
	Water Stewardship Rate	8,940.1	\$41.00	\$366,544.10
	System Power Rate	8,940.1	\$119.00	\$1,063,871.90
	Delta Supply Surcharge	8,940.1	\$69.00	\$616,866.90
	Treatment Surcharge	3,697.3	\$217.00	\$802,314.10
Adjust Full Service Prior Rates				
Certification(s) for 200909 to 200912 for Domestic	Treated	-23.0	\$701.00	(\$16,123.00)
	Untreated	-0.6	\$484.00	(\$290.40)
IAWP	Treated	421.9		\$258,824.50
	Untreated	107.4		\$44,665.20
SUBTOTAL				\$5,416,398.80

WATER MANAGEMENT	Volume (AF)	Total (\$)
Local Resource Programs	2,026.7	(\$38,369.20)
SUBTOTAL		(\$38,369.20)

EXCHANGES, WHEELING, AND OTHER DELIVERIES	Volume (AF)	Total (\$)
Wheeling Treated	19.8	\$8,157.60
IID San Diego Exchange UnTreated	12,308.4	\$3,864,837.60
SUBTOTAL		\$3,872,995.20

OTHER CHARGES AND CREDITS	Rate (\$ /AF)	Total (\$)
Conservation Debit/Credit		(\$81,764.62)
Miscellaneous Debit/Credit (See Detail)		\$2,819.60
SUBTOTAL		(\$78,945.02)

ADDITIONAL INFORMATION	Volume (AF)	Tier1 %	Peak Day	Flow (CFS)
Purchase Order Commitment (Jan 2003 to Dec 2012)	3,342,570.6			
Purchase Order Firm Delivery To Date (Jan 2003 to Dec 2012)	3,318,481.3			
Tier 1 Annual Limit (For Current Calendar Year)	543,778.4			
Tier 1 YTD Deliveries (For Current Calendar Year)	25,968.5	5.0		
Tier 1 Current Month Deliveries	8,959.9			
Capacity Charge			8/21/2007	1,296.0

Agency Name	Invoice No.	Rev.	Bill Period	Page No.	Mailed On	Due On
San Diego County Water Authority	6612	0	February 2010	2 of 2	03-10-10	04-30-10

INVOICE TOTAL

Volume AF
11,492.3

Amount Now Due
\$9,172,079.78

Note: Amount Due is based on highlighted fields



MWD
 METROPOLITAN WATER DISTRICT OF SOUTHERN CALIFORNIA
 700 North Alameda Street
 Los Angeles, CA, 90012-2944

INVOICE DETAIL

NOTICE

The MWD Administrative Code Section 4507 and 4508 require that payment must be made in "Good Funds" by the due date or the payment will be considered delinquent and an additional charge shall be assessed.

IN ACCORDANCE WITH READINGS AND BILLING DATA LISTED BELOW

Agency Name	Invoice No.	Rev.	Bill Period	Page No.	Mailed On	Due On
San Diego County Water Authority	6612	0	February 2010	1 of 7	03-10-10	04-30-10

Meter No. CM-10

Treated	Constant	Previous Reading	Current Reading	Volume (Cu. Ft.)	Rate Desc.
Treated Domestic		0	0	0	Unbundled

--- ADJUSTMENT ---

	Rate Per AF	Volume AF	Amount
Feb 2010 oc to sd transfer	701.00	48.3	33,858.30
Adjustment Subtotal		48.3	33,858.30
CM-10 Total		48.3	33,858.30

Meter No. SD-01A

Treated Domestic	Constant	Previous Reading	Current Reading	Volume (Cu. Ft.)	Rate Desc.
Rainbow Cyn. Rd. e/o Frontage Rd.	1,000	24924170	24949073	24903000	Unbundled

--- DELIVERIES ---

	Rate Per AF	Volume AF	Amount
Tier 1 Supply Rate	101.00	571.7	57,741.70
System Access Rate	154.00	571.7	88,041.80
Water Stewardship Rate	41.00	571.7	23,439.70
System Power Rate	119.00	571.7	68,032.30
Treatment Surcharge	217.00	571.7	124,058.90
Delta Supply Surcharge	69.00	571.7	39,447.30
Feb 2010, meter under 10% flow Tier 1 Supply Rate	101.00	0.3	30.30
Feb 2010, meter under 10% flow System Access Rate	154.00	0.3	46.20
Feb 2010, meter under 10% flow Water Stewardship Rate	41.00	0.3	12.30
Feb 2010, meter under 10% flow System Power Rate	119.00	0.3	35.70
Feb 2010, meter under 10% flow Treatment Surcharge	217.00	0.3	65.10
Feb 2010, meter under 10% flow Delta Supply Surcharge	69.00	0.3	20.70
Delivery Subtotal		572.0	400,972.00
SD-01A Total		572.0	400,972.00

Meter No. SD-01B

Treated Domestic	Constant	Previous Reading	Current Reading	Volume (Cu. Ft.)	Rate Desc.
Rainbow Cyn. Rd. e/o Frontage Rd.	1,000	24507338	24521102	13764000	Unbundled

--- DELIVERIES ---

	Rate Per AF	Volume AF	Amount
Tier 1 Supply Rate	101.00	316.0	31,916.00
System Access Rate	154.00	316.0	48,664.00
Water Stewardship Rate	41.00	316.0	12,956.00
System Power Rate	119.00	316.0	37,604.00
Treatment Surcharge	217.00	316.0	68,572.00
Delta Supply Surcharge	69.00	316.0	21,804.00
Delivery Subtotal		316.0	221,516.00

Agency Name	Invoice No.	Rev.	Bill Period	Page No.	Mailed On	Due On
San Diego County Water Authority	6612	0	February 2010	2 of 7	03-10-10	04-30-10

SD-01B Total 316.0 221,516.00

Meter No. SD-02

Treated Domestic	Constant	Previous Reading	Current Reading	Volume (Cu. Ft.)	Rate Desc.
w/o Rainbow Glen Rd.	100	24481278	24491974	1069600	Unbundled

--- DELIVERIES ---

	Rate Per AF	Volume AF	Amount
Tier 1 Supply Rate	101.00	24.6	2,484.60
System Access Rate	154.00	24.6	3,788.40
Water Stewardship Rate	41.00	24.6	1,008.60
System Power Rate	119.00	24.6	2,927.40
Treatment Surcharge	217.00	24.6	5,338.20
Delta Supply Surcharge	69.00	24.6	1,697.40
Delivery Subtotal		24.6	17,244.60

SD-02 Total 24.6 17,244.60

Meter No. SD-03

Untreated Domestic	Constant	Previous Reading	Current Reading	Volume (Cu. Ft.)	Rate Desc.
Rainbow Cyn. Rd. e/o Frontage Rd.	1,000	79693686	79869939	176253000	Unbundled

--- DELIVERIES ---

	Rate Per AF	Volume AF	Amount
Tier 1 Supply Rate	101.00	4,046.2	408,666.20
System Access Rate	154.00	4,046.2	623,114.80
Water Stewardship Rate	41.00	4,046.2	165,894.20
System Power Rate	119.00	4,046.2	481,497.80
Delta Supply Surcharge	69.00	4,046.2	279,187.80
Delivery Subtotal		4,046.2	1,958,360.80

SD-03 Total 4,046.2 1,958,360.80

Meter No. SD-05

Treated Domestic	Constant	Previous Reading	Current Reading	Volume (Cu. Ft.)	Rate Desc.
s/o Reche Rd. w/o Wilt Rd.	100	8763976	8782533	1855700	Unbundled

--- DELIVERIES ---

	Rate Per AF	Volume AF	Amount
Tier 1 Supply Rate	101.00	42.6	4,302.60
System Access Rate	154.00	42.6	6,560.40
Water Stewardship Rate	41.00	42.6	1,746.60
System Power Rate	119.00	42.6	5,069.40
Treatment Surcharge	217.00	42.6	9,244.20
Delta Supply Surcharge	69.00	42.6	2,939.40
Delivery Subtotal		42.6	29,862.60

SD-05 Total 42.6 29,862.60

Meter No. SD-07

Treated Domestic	Constant	Previous Reading	Current Reading	Volume (Cu. Ft.)	Rate Desc.
e/o Wilt Rd. n/o Dos Ninos Ave.	1,000	113278396	113404337	125941000	Unbundled

--- DELIVERIES ---

	Rate Per AF	Volume AF	Amount
Tier 1 Supply Rate	101.00	2,891.2	292,011.20
System Access Rate	154.00	2,891.2	445,244.80
Water Stewardship Rate	41.00	2,891.2	118,539.20
System Power Rate	119.00	2,891.2	344,052.80
Treatment Surcharge	217.00	2,891.2	627,390.40
Delta Supply Surcharge	69.00	2,891.2	199,492.80
Delivery Subtotal		2,891.2	2,026,731.20

Agency Name	Invoice No.	Rev.	Bill Period	Page No.	Mailed On	Due On
San Diego County Water Authority	6612	0	February 2010	3 of 7	03-10-10	04-30-10

--- ADJUSTMENT ---

	Rate Per AF	Volume AF	Amount
Nov 2009 adj basic to agr (Rincon)	587.00	15.2	8,922.40
Nov 2009 adj basic to agr	701.00	-15.2	-10,655.20
Dec 2009 adj basic to agr (Rincon)	587.00	7.8	4,578.60
Dec 2009 adj basic to agr	701.00	-7.8	-5,467.80
Jan 2010 adj basic to agr (Carlsbad Municipal)	615.00	0.4	246.00
Jan 2010 adj basic to agr	701.00	-0.4	-280.40
Jan 2010 adj basic to agr (Santa Fe Irrigation)	615.00	0.5	307.50
Jan 2010 adj basic to agr	701.00	-0.5	-350.50
Jan 2010 adj basic to agr (Padre Dam)	615.00	13.1	8,056.50
Jan 2010 adj basic to agr	701.00	-13.1	-9,183.10
Jan 2010 adj basic to agr (Ramona)	615.00	12.1	7,441.50
Jan 2010 adj basic to agr	701.00	-12.1	-8,482.10
Jan 2010 adj basic to agr (Yuima)	615.00	28.9	17,773.50
Jan 2010 adj basic to agr	701.00	-28.9	-20,258.90
Jan 2010 adj basic to agr (Fallbrook)	615.00	63.1	38,806.50
Jan 2010 adj basic to agr	701.00	-63.1	-44,233.10
Jan 2010 adj basic to agr (Valley Center)	615.00	234.7	144,340.50
Jan 2010 adj basic to agr	701.00	-234.7	-164,524.70
Jan 2010 adj basic to agr (City of San Diego)	615.00	1.0	615.00
Jan 2010 adj basic to agr	701.00	-1.0	-701.00
Jan 2010 adj fallbrook	701.00	-17.9	-12,547.90
Jan 2010 ADJ Fallbrook System Access	154.00	17.9	2,756.60
Jan 2010 ADJ Fallbrook Stewardship	41.00	17.9	733.90
Jan 2010 ADJ Fallbrook Treatment	217.00	17.9	3,884.30
Feb 2010 adj fallbrook	701.00	-1.9	-1,331.90
Feb 2010 ADJ Fallbrook System Access	154.00	1.9	292.60
Feb 2010 ADJ Fallbrook Stewardship	41.00	1.9	77.90
Feb 2010 ADJ Fallbrook Treatment	217.00	1.9	412.30
Feb 2010 adj basic to agr (Vallecitos)	615.00	18.4	11,316.00
Feb 2010 adj basic to agr	701.00	-18.4	-12,898.40
Feb 2010 adj basic to agr (Rainbow)	615.00	26.7	16,420.50
Feb 2010 adj basic to agr	701.00	-26.7	-18,716.70
Adjustment Subtotal		0.0	-42,649.60
SD-07 Total		2,891.2	1,984,081.60

Meter No SD-08

Treated Domestic	Constant	Previous Reading	Current Reading	Volume (Cu. Ft.)	Rate Desc
n/o Red Mtn. n/o Mission Rd.	100	35648225	35715728	6750300	Unbundled

--- DELIVERIES ---

	Rate Per AF	Volume AF	Amount
Tier 1 Supply Rate	101.00	155.0	15,655.00
System Access Rate	154.00	155.0	23,870.00
Water Stewardship Rate	41.00	155.0	6,355.00
System Power Rate	119.00	155.0	18,445.00
Treatment Surcharge	217.00	155.0	33,635.00
Delta Supply Surcharge	69.00	155.0	10,695.00
Feb 2010, meter under 10% flow Tier 1 Supply Rate	101.00	0.3	30.30
Feb 2010, meter under 10% flow System Access Rate	154.00	0.3	46.20
Feb 2010, meter under 10% flow Water Stewardship Rate	41.00	0.3	12.30
Feb 2010, meter under 10% flow System Power Rate	119.00	0.3	35.70
Feb 2010, meter under 10% flow Treatment Surcharge	217.00	0.3	65.10
Feb 2010, meter under 10% flow Delta Supply Surcharge	69.00	0.3	20.70
Delivery Subtotal		155.3	108,865.30
SD-08 Total		155.3	108,865.30

Meter No SD-09

Treated Domestic	Constant	Previous Reading	Current Reading	Volume (Cu. Ft.)	Rate Desc
w/o Rainbow Glen. Rd. n/o Red Mtn.	100	7122265	7151009	2874400	Unbundled

--- DELIVERIES ---

	Rate Per AF	Volume AF	Amount
Tier 1 Supply Rate	101.00	66.0	6,666.00

Agency Name	Invoice No.	Rev.	Bill Period	Page No.	Mailed On	Due On
San Diego County Water Authority	6612	0	February 2010	4 of 7	03-10-10	04-30-10

--- DELIVERIES ---

	Rate Per AF	Volume AF	Amount
System Access Rate	154.00	66.0	10,164.00
Water Stewardship Rate	41.00	66.0	2,706.00
System Power Rate	119.00	66.0	7,854.00
Treatment Surcharge	217.00	66.0	14,322.00
Delta Supply Surcharge	69.00	66.0	4,554.00
Delivery Subtotal		66.0	46,266.00
SD-09 Total		66.0	46,266.00

Meter No SD-11

Untreated Domestic	Constant	Previous Reading	Current Reading	Volume (Cu. Ft.)	Rate Desc.
e/o Wilt Rd. n/o Dos Ninos Ave.	10,000	15167202	15226495	592930000	Unbundled

--- DELIVERIES ---

	Rate Per AF	Volume AF	Amount
Tier 1 Supply Rate	101.00	13,611.8	1,374,791.80
System Access Rate	154.00	13,611.8	2,096,217.20
Water Stewardship Rate	41.00	13,611.8	558,083.80
System Power Rate	119.00	13,611.8	1,619,804.20
Delta Supply Surcharge	69.00	13,611.8	939,214.20
Delivery Subtotal		13,611.8	6,588,111.20

--- ADJUSTMENT ---

	Rate Per AF	Volume AF	Amount
Dec 2009 adj basic to agr (Poway)	394.00	0.6	236.40
Dec 2009 adj basic to agr	484.00	-0.6	-290.40
Jan 2010 adj basic to agr (Santa Fe Irrigation)	416.00	1.4	582.40
Jan 2010 adj basic to agr	484.00	-1.4	-677.60
Jan 2010 adj basic to agr (Olivenhain)	416.00	3.9	1,622.40
Jan 2010 adj basic to agr	484.00	-3.9	-1,887.60
Jan 2010 adj basic to agr (Ramona)	416.00	16.5	6,864.00
Jan 2010 adj basic to agr	484.00	-16.5	-7,986.00
Jan 2010 adj basic to agr (City of San Diego)	416.00	4.5	1,872.00
Jan 2010 adj basic to agr	484.00	-4.5	-2,178.00
Jan 2010 adj basic to agr (Escondido)	416.00	80.5	33,488.00
Jan 2010 adj basic to agr	484.00	-80.5	-38,962.00
Feb 2010 adj exch iid to sdcwa	484.00	-12,308.4	-5,957,265.60
Feb 2010 adj exch iid to sdcwa (San Diego CWA)	314.00		3,864,837.60
Adjustment Subtotal		-12,308.4	-2,099,744.40
SD-11 Total		1,303.4	4,488,366.80

Meter No SD-DS1

Desalted	Constant	Previous Reading	Current Reading	Volume (Cu. Ft.)	Rate Desc.
Desalted		N/A	N/A	N/A	Unbundled

--- ADJUSTMENT ---

	Rate Per AF	Volume AF	Amount
Feb 2010 lppds contribution	50.00	224.4	-11,220.00
Adjustment Subtotal		224.4	-11,220.00
SD-DS1 Total		224.4	-11,220.00

Meter No SD-GRP1

Recovered	Constant	Previous Reading	Current Reading	Volume (Cu. Ft.)	Rate Desc.
Recovered Greenbelt		N/A	N/A	N/A	Unbundled

--- ADJUSTMENT ---

	Rate Per AF	Volume AF	Amount
Jul 2008 grp	530.00	296.8	157,304.00
Jul 2008 grp	721.00		-213,992.80
Jul 2008 grp voided	530.00	-296.8	-157,304.00

Agency Name	Invoice No.	Rev.	Bill Period	Page No.	Mailed On	Due On
San Diego County Water Authority	6612	0	February 2010	5 of 7	03-10-10	04-30-10

--- ADJUSTMENT ---

	Rate Per AF	Volume AF	Amount
Jul 2008 grp voided	780.00		231,504.00
Aug 2008 grp	530.00	314.5	166,685.00
Aug 2008 grp	721.00		-226,754.50
Aug 2008 grp voided	530.00	-314.5	-166,685.00
Aug 2008 grp voided	780.00		245,310.00
Sep 2008 grp	530.00	300.7	159,371.00
Sep 2008 grp	721.00		-216,804.70
Sep 2008 grp voided	530.00	-300.7	-159,371.00
Sep 2008 grp voided	780.00		234,546.00
Oct 2008 grp	530.00	295.6	156,668.00
Oct 2008 grp	721.00		-213,127.60
Oct 2008 grp voided	530.00	-295.6	-156,668.00
Oct 2008 grp voided	780.00		230,568.00
Nov 2008 grp	530.00	298.0	157,940.00
Nov 2008 grp	721.00		-214,858.00
Nov 2008 grp voided	530.00	-298.0	-157,940.00
Nov 2008 grp voided	780.00		232,440.00
Dec 2008 grp	530.00	300.2	159,106.00
Dec 2008 grp	721.00		-216,444.20
Dec 2008 grp voided	530.00	-300.2	-159,106.00
Dec 2008 grp voided	780.00		234,156.00
Jan 2009 grp voided	608.00	-300.8	-182,886.40
Jan 2009 grp voided	858.00		258,086.40
Jan 2009 grp	608.00	300.8	182,886.40
Jan 2009 grp	721.00		-216,876.80
Feb 2009 grp voided	858.00		208,751.40
Feb 2009 grp voided	608.00	-243.3	-147,926.40
Feb 2009 grp	608.00	243.3	147,926.40
Feb 2009 grp	721.00		-175,419.30
Mar 2009 grp voided	608.00	-271.0	-164,768.00
Mar 2009 grp voided	858.00		232,518.00
Mar 2009 grp	608.00	271.0	164,768.00
Mar 2009 grp	721.00		-195,391.00
Apr 2009 grp	608.00	244.2	148,473.60
Apr 2009 grp	721.00		-176,068.20
May 2009 grp	608.00	300.6	182,764.80
May 2009 grp	721.00		-216,732.60
Jun 2009 grp	608.00	288.3	175,286.40
Jun 2009 grp	721.00		-207,864.30
Feb 2010 grp	721.00	305.0	219,905.00
Feb 2010 grp	761.00		-232,105.00

Adjustment Subtotal 1,138.1 111,870.60

SD-GRP1 Total 1,138.1 111,870.60

Meter No SD-RCL1

Reclaimed	Constant	Previous Reading	Current Reading	Volume (Cu. Ft.)	Rate Desc.
Reclaimed		N/A	N/A	N/A	Unbundled

--- ADJUSTMENT ---

	Rate Per AF	Volume AF	Amount
Feb 2010 lrp contribution	250.00	10.5	-2,625.00
Adjustment Subtotal		10.5	-2,625.00

SD-RCL1 Total 10.5 -2,625.00

Meter No SD-RCL10

Reclaimed	Constant	Previous Reading	Current Reading	Volume (Cu. Ft.)	Rate Desc.
Reclaimed		N/A	N/A	N/A	Unbundled

--- ADJUSTMENT ---

	Rate Per AF	Volume AF	Amount
Jan 2010 lrp contribution	250.00	331.8	-82,950.00

Agency Name	Invoice No.	Rev.	Bill Period	Page No.	Mailed On	Due On
San Diego County Water Authority	6612	0	February 2010	6 of 7	03-10-10	04-30-10

Adjustment Subtotal 331.8 -82,950.00

SD-RCL10 Total 331.8 -82,950.00

Meter No SD-RCL11

Reclaimed	Constant	Previous Reading	Current Reading	Volume (Cu. Ft.)	Rate Desc.
Reclaimed		N/A	N/A	N/A	Unbundled

--- ADJUSTMENT ---

	Rate Per AF	Volume AF	Amount
Jan 2010 contribution	185.00	2.8	-518.00
Adjustment Subtotal		2.8	-518.00
SD-RCL11 Total		2.8	-518.00

Meter No SD-RCL13

Reclaimed	Constant	Previous Reading	Current Reading	Volume (Cu. Ft.)	Rate Desc.
Reclaimed		N/A	N/A	N/A	Unbundled

--- ADJUSTMENT ---

	Rate Per AF	Volume AF	Amount
Feb 2010 contribution	250.00	21.1	-5,275.00
Adjustment Subtotal		21.1	-5,275.00
SD-RCL13 Total		21.1	-5,275.00

Meter No SD-RCL15

Reclaimed	Constant	Previous Reading	Current Reading	Volume (Cu. Ft.)	Rate Desc.
Reclaimed		N/A	N/A	N/A	Unbundled

--- ADJUSTMENT ---

	Rate Per AF	Volume AF	Amount
Jan 2010 contribution	150.00	20.4	-3,060.00
Feb 2010 contribution	150.00	32.0	-4,800.00
Adjustment Subtotal		52.4	-7,860.00
SD-RCL15 Total		52.4	-7,860.00

Meter No SD-RCL6

Reclaimed	Constant	Previous Reading	Current Reading	Volume (Cu. Ft.)	Rate Desc.
Reclaimed		N/A	N/A	N/A	Unbundled

--- ADJUSTMENT ---

	Rate Per AF	Volume AF	Amount
Jan 2010 lrp contribution	185.00	122.9	-22,736.50
Adjustment Subtotal		122.9	-22,736.50
SD-RCL6 Total		122.9	-22,736.50

Meter No SD-RCL8

Reclaimed	Constant	Previous Reading	Current Reading	Volume (Cu. Ft.)	Rate Desc.
Reclaimed		N/A	N/A	N/A	Unbundled

--- ADJUSTMENT ---

	Rate Per AF	Volume AF	Amount
Jan 2010 lrp contribution	139.00	122.7	-17,055.30
Adjustment Subtotal		122.7	-17,055.30

Agency Name	Invoice No.	Rev.	Bill Period	Page No.	Mailed On	Due On
San Diego County Water Authority	6612	0	February 2010	7 of 7	03-10-10	04-30-10

SD-RCL8 Total	122.7	-17,055.30
---------------	-------	------------

Meter No. SDTJ-01A

Treated Domestic	Constant	Previous Reading	Current Reading	Volume (Cu. Ft.)	Rate Desc.
San Diego-Tijuana	133.68	3393516	3393516	0	Unbundled

--- DELIVERIES ---

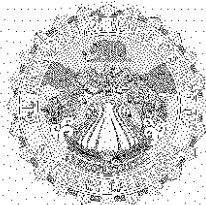
	Rate Per AF	Volume AF	Amount
Delivery Subtotal		0.0	0.00
SDTJ-01A Total		0.0	0.00

--- OTHER CHARGES AND CREDITS ---

	Amount
Conservation Ag.# 66654	6,305.60
Conservation Ag.# 78189	52,207.98
Conservation Ag.# ECP12-2006	-19,908.72
Conservation Ag.# ECP24-2007	-120,369.48
Misc.Treated Adj. Vallecitos, 20.3AF 1/10 IAWP @\$28/AF Rate Adj.	568.40
Misc.Treated Adj. Rainbow, 80.4AF 1/10 IAWP @\$28/AF Rate Adj.	2,251.20

VOLUME TOTAL	INVOICE TOTAL
11,492.3	\$9,172,079.78

This invoice was printed on 3/9/2010 at 12:39:26PM

**MWD**

METROPOLITAN WATER DISTRICT OF SOUTHERN CALIFORNIA

700 North Alameda Street

Los Angeles, CA, 90012-2944

INVOICE**Billed To:**

San Diego County Water Authority

**Service Address**4677 Overland Avenue
San Diego, CA 92123-1233

March 2010

Page No. 1 of 1

Mailed: 04/09/2010

Due Date: 05/28/2010

Invoice Number: 6640

Revision: 0

NOTICE

The MWD Administrative Code Section 4507 and 4508 require that payment must be made in "Good Funds" by the due date or the payment will be considered delinquent and an additional charge shall be assessed.

DELIVERIES

	Volume (AF)
Total Water Treated Delivered	6,237.8
Total Water Untreated Delivered	22,673.5

SALES

	Type	Volume (AF)	Rate (\$ /AF)	Total (\$)
Full Service	Tier 1 Supply Rate	16,579.6	\$101.00	\$1,674,539.60
	System Access Rate	16,579.6	\$154.00	\$2,553,258.40
	Water Stewardship Rate	16,579.6	\$41.00	\$679,763.60
	System Power Rate	16,579.6	\$119.00	\$1,972,972.40
	Delta Supply Surcharge	16,579.6	\$69.00	\$1,143,992.40
	Treatment Surcharge	6,237.4	\$217.00	\$1,353,515.80
Adjust Full Service Prior Rates				
Certification(s) for 200909 to 200912 for Domestic	Treated	-0.1	\$701.00	(\$70.10)
	Untreated	-0.9	\$484.00	(\$435.60)
IAWP	Treated	65.8		\$40,464.20
	Untreated	23.9		\$9,922.60
SUBTOTAL				\$9,427,923.30

WATER MANAGEMENT

	Volume (AF)	Total (\$)
Local Resource Programs	943.2	(\$92,823.30)
SUBTOTAL		(\$92,823.30)

EXCHANGES, WHEELING, AND OTHER DELIVERIES

IID San Diego Exchange UnTreated	12,308.3	\$3,864,806.20
		\$3,864,806.20

OTHER CHARGES AND CREDITS

	Rate (\$ /AF)	
Conservation Debit/Credit	\$24,221.86	
SUBTOTAL		\$24,221.86

ADDITIONAL INFORMATION

	Volume (AF)	Tier1 %	Peak Day	Flow (CFS)
Purchase Order Commitment (Jan 2003 to Dec 2012)	3,342,570.6			
Purchase Order Firm Delivery To Date (Jan 2003 to Dec 2012)	3,335,059.9			
Tier 1 Annual Limit (For Current Calendar Year)	543,778.4			
Tier 1 YTD Deliveries (For Current Calendar Year)	42,548.1	8.0		
Tier 1 Current Month Deliveries	16,579.6			
Capacity Charge			8/21/2007	1,296.0

INVOICE TOTAL

Volume AF

17,611.5

Amount Now Due

\$13,224,128.06

Note: Amount Due is based on highlighted fields

MWD2010-00275321



MWD
 METROPOLITAN WATER DISTRICT OF SOUTHERN CALIFORNIA
 700 North Alameda Street
 Los Angeles, CA, 90012-2944

INVOICE DETAIL

NOTICE

The MWD Administrative Code Section 4507 and 4508 require that payment must be made in "Good Funds" by the due date or the payment will be considered delinquent and an additional charge shall be assessed.

IN ACCORDANCE WITH READINGS AND BILLING DATA LISTED BELOW

Agency Name	Invoice No.	Rev.	Bill Period	Page No.	Mailed On	Due On
San Diego County Water Authority	6640	0	March 2010	1 of 7	04-09-10	05-28-10

Meter No CM-10

Treated	Constant	Previous Reading	Current Reading	Volume (Cu. Ft.)	Rate Desc.
Treated Domestic		0	0	0	Unbundled

--- ADJUSTMENT ---

	Rate Per AF	Volume AF	Amount
Mar 2010 oc to sd transfer	701.00	65.3	45,775.30
Adjustment Subtotal		65.3	45,775.30
CM-10 Total		65.3	45,775.30

Meter No SD-01A

Treated Domestic	Constant	Previous Reading	Current Reading	Volume (Cu. Ft.)	Rate Desc.
Rainbow Cyn. Rd. e/o Frontage Rd.	1,000	24949073	25005770	56697000	Unbundled

--- DELIVERIES ---

	Rate Per AF	Volume AF	Amount
Tier 1 Supply Rate	101.00	1,301.6	131,461.60
System Access Rate	154.00	1,301.6	200,446.40
Water Stewardship Rate	41.00	1,301.6	53,365.60
System Power Rate	119.00	1,301.6	154,890.40
Treatment Surcharge	217.00	1,301.6	282,447.20
Delta Supply Surcharge	69.00	1,301.6	89,810.40
Mar 2010, meter under 10% flow Tier 1 Supply Rate	101.00	0.5	50.50
Mar 2010, meter under 10% flow System Access Rate	154.00	0.5	77.00
Mar 2010, meter under 10% flow Water Stewardship Rate	41.00	0.5	20.50
Mar 2010, meter under 10% flow System Power Rate	119.00	0.5	59.50
Mar 2010, meter under 10% flow Treatment Surcharge	217.00	0.5	108.50
Mar 2010, meter under 10% flow Delta Supply Surcharge	69.00	0.5	34.50
Delivery Subtotal		1,302.1	912,772.10
SD-01A Total		1,302.1	912,772.10

Meter No SD-01B

Treated Domestic	Constant	Previous Reading	Current Reading	Volume (Cu. Ft.)	Rate Desc.
Rainbow Cyn. Rd. e/o Frontage Rd.	1,000	24521102	24564867	43765000	Unbundled

--- DELIVERIES ---

	Rate Per AF	Volume AF	Amount
Tier 1 Supply Rate	101.00	1,004.7	101,474.70
System Access Rate	154.00	1,004.7	154,723.80
Water Stewardship Rate	41.00	1,004.7	41,192.70
System Power Rate	119.00	1,004.7	119,559.30
Treatment Surcharge	217.00	1,004.7	218,019.90
Delta Supply Surcharge	69.00	1,004.7	69,324.30
Mar 2010, meter under 10% flow Tier 1 Supply Rate	101.00	0.7	70.70
Mar 2010, meter under 10% flow System Access Rate	154.00	0.7	107.80
Mar 2010, meter under 10% flow Water Stewardship Rate	41.00	0.7	28.70

Agency Name	Invoice No.	Rev.	Bill Period	Page No.	Mailed On	Due On
San Diego County Water Authority	6640	0	March 2010	2 of 7	04-09-10	05-28-10

--- DELIVERIES ---

	Rate Per AF	Volume AF	Amount
Mar 2010, meter under 10% flow System Power Rate	119.00	0.7	83.30
Mar 2010, meter under 10% flow Treatment Surcharge	217.00	0.7	151.90
Mar 2010, meter under 10% flow Delta Supply Surcharge	69.00	0.7	48.30
Delivery Subtotal		1,005.4	704,785.40
SD-01B Total		1,005.4	704,785.40

Meter No SD-02

Treated Domestic	Constant	Previous Reading	Current Reading	Volume (Cu. Ft.)	Rate Desc.
w/o Rainbow Glen Rd.	100	24491974	24562976	7100200	Unbundled

--- DELIVERIES ---

	Rate Per AF	Volume AF	Amount
Tier 1 Supply Rate	101.00	163.0	16,463.00
System Access Rate	154.00	163.0	25,102.00
Water Stewardship Rate	41.00	163.0	6,683.00
System Power Rate	119.00	163.0	19,397.00
Treatment Surcharge	217.00	163.0	35,371.00
Delta Supply Surcharge	69.00	163.0	11,247.00
Delivery Subtotal		163.0	114,263.00
SD-02 Total		163.0	114,263.00

Meter No SD-03

Untreated Domestic	Constant	Previous Reading	Current Reading	Volume (Cu. Ft.)	Rate Desc.
Rainbow Cyn. Rd. e/o Frontage Rd.	1,000	79869939	80173419	303480000	Unbundled

--- DELIVERIES ---

	Rate Per AF	Volume AF	Amount
Tier 1 Supply Rate	101.00	6,966.9	703,656.90
System Access Rate	154.00	6,966.9	1,072,902.60
Water Stewardship Rate	41.00	6,966.9	285,642.90
System Power Rate	119.00	6,966.9	829,061.10
Delta Supply Surcharge	69.00	6,966.9	480,716.10
Delivery Subtotal		6,966.9	3,371,979.60
SD-03 Total		6,966.9	3,371,979.60

Meter No SD-05

Treated Domestic	Constant	Previous Reading	Current Reading	Volume (Cu. Ft.)	Rate Desc.
s/o Reche Rd. w/o Wilt Rd.	100	8782533	8818277	3574400	Unbundled

--- DELIVERIES ---

	Rate Per AF	Volume AF	Amount
Tier 1 Supply Rate	101.00	82.1	8,292.10
System Access Rate	154.00	82.1	12,643.40
Water Stewardship Rate	41.00	82.1	3,366.10
System Power Rate	119.00	82.1	9,769.90
Treatment Surcharge	217.00	82.1	17,815.70
Delta Supply Surcharge	69.00	82.1	5,664.90
Delivery Subtotal		82.1	57,552.10

--- ADJUSTMENT ---

	Rate Per AF	Volume AF	Amount
Dec 2009 adj basic to agr voided (City of San Diego)	587.00	-0.5	-293.50
Dec 2009 adj basic to agr voided	701.00	0.5	350.50
Adjustment Subtotal		0.0	57.00
SD-05 Total		82.1	57,609.10

Agency Name	Invoice No.	Rev.	Bill Period	Page No.	Mailed On	Due On
San Diego County Water Authority	6640	0	March 2010	3 of 7	04-09-10	05-28-10

Meter No SD-07

Treated Domestic	Constant	Previous Reading	Current Reading	Volume (Cu. Ft.)	Rate Desc.
e/o Wilt Rd. n/o Dos Ninos Ave.	1.000	113404337	113552741	148404000	Unbundled

--- DELIVERIES ---

	Rate Per AF	Volume AF	Amount
Tier 1 Supply Rate	101.00	3,406.9	344,096.90
System Access Rate	154.00	3,406.9	524,662.60
Water Stewardship Rate	41.00	3,406.9	139,682.90
System Power Rate	119.00	3,406.9	405,421.10
Treatment Surcharge	217.00	3,406.9	739,297.30
Delta Supply Surcharge	69.00	3,406.9	235,076.10
Delivery Subtotal		3,406.9	2,388,236.90

--- ADJUSTMENT ---

	Rate Per AF	Volume AF	Amount
Dec 2009 adj basic to agr (City of San Diego)	587.00	0.6	352.20
Dec 2009 adj basic to agr	701.00	-0.6	-420.60
Jan 2010 adj basic to agr (Vista)	615.00	0.5	307.50
Jan 2010 adj basic to agr	701.00	-0.5	-350.50
Feb 2010 adj basic to agr (Carlsbad Municipal)	615.00	0.2	123.00
Feb 2010 adj basic to agr	701.00	-0.2	-140.20
Feb 2010 adj basic to agr (Padre Dam)	615.00	0.4	246.00
Feb 2010 adj basic to agr	701.00	-0.4	-280.40
Feb 2010 adj basic to agr (Olivenhain)	615.00	0.1	61.50
Feb 2010 adj basic to agr	701.00	-0.1	-70.10
Feb 2010 adj basic to agr (City of San Diego)	615.00	0.6	369.00
Feb 2010 adj basic to agr	701.00	-0.6	-420.60
Feb 2010 adj basic to agr (Fallbrook)	615.00	20.8	12,792.00
Feb 2010 adj basic to agr	701.00	-20.8	-14,560.80
Feb 2010 adj basic to agr (Ramona)	615.00	11.0	6,765.00
Feb 2010 adj basic to agr	701.00	-11.0	-7,711.00
Feb 2010 adj basic to agr (Valley Center)	615.00	32.1	19,741.50
Feb 2010 adj basic to agr	701.00	-32.1	-22,502.10
Adjustment Subtotal		0.0	-5,718.60

SD-07 Total 3,406.9 2,382,518.30

Meter No SD-08

Treated Domestic	Constant	Previous Reading	Current Reading	Volume (Cu. Ft.)	Rate Desc.
n/o Red Mtn. n/o Mission Rd.	100	35715728	35778981	6325300	Unbundled

--- DELIVERIES ---

	Rate Per AF	Volume AF	Amount
Tier 1 Supply Rate	101.00	145.2	14,665.20
System Access Rate	154.00	145.2	22,360.80
Water Stewardship Rate	41.00	145.2	5,953.20
System Power Rate	119.00	145.2	17,278.80
Treatment Surcharge	217.00	145.2	31,508.40
Delta Supply Surcharge	69.00	145.2	10,018.80
Delivery Subtotal		145.2	101,785.20

SD-08 Total 145.2 101,785.20

Meter No SD-09

Treated Domestic	Constant	Previous Reading	Current Reading	Volume (Cu. Ft.)	Rate Desc.
w/o Rainbow Glen. Rd. n/o Red Mtn.	100	7151009	7208913	5790400	Unbundled

--- DELIVERIES ---

	Rate Per AF	Volume AF	Amount
Tier 1 Supply Rate	101.00	132.9	13,422.90
System Access Rate	154.00	132.9	20,466.60
Water Stewardship Rate	41.00	132.9	5,448.90
System Power Rate	119.00	132.9	15,815.10
Treatment Surcharge	217.00	132.9	28,839.30

Agency Name	Invoice No.	Rev.	Bill Period	Page No.	Mailed On	Due On
San Diego County Water Authority	6640	0	March 2010	4 of 7	04-09-10	05-28-10

--- DELIVERIES ---

	Rate Per AF	Volume AF	Amount
Delta Supply Surcharge	69.00	132.9	9,170.10
Mar 2010, meter under 10% flow Tier 1 Supply Rate	101.00	0.2	20.20
Mar 2010, meter under 10% flow System Access Rate	154.00	0.2	30.80
Mar 2010, meter under 10% flow Water Stewardship Rate	41.00	0.2	8.20
Mar 2010, meter under 10% flow System Power Rate	119.00	0.2	23.80
Mar 2010, meter under 10% flow Treatment Surcharge	217.00	0.2	43.40
Mar 2010, meter under 10% flow Delta Supply Surcharge	69.00	0.2	13.80
Delivery Subtotal		133.1	93,303.10
SD-09 Total		133.1	93,303.10

Meter No SD-11

Untreated Domestic	Constant	Previous Reading	Current Reading	Volume (Cu. Ft.)	Rate Desc.
e/o Wilt Rd. n/o Dos Ninos Ave.	10,000	15226495	15294913	684180000	Unbundled

--- DELIVERIES ---

	Rate Per AF	Volume AF	Amount
Tier 1 Supply Rate	101.00	15,706.6	1,586,366.60
System Access Rate	154.00	15,706.6	2,418,816.40
Water Stewardship Rate	41.00	15,706.6	643,970.60
System Power Rate	119.00	15,706.6	1,869,085.40
Delta Supply Surcharge	69.00	15,706.6	1,083,755.40
Delivery Subtotal		15,706.6	7,601,994.40

--- ADJUSTMENT ---

	Rate Per AF	Volume AF	Amount
Dec 2009 adj basic to agr (City of San Diego)	394.00	8.3	3,270.20
Dec 2009 adj basic to agr	484.00	-8.3	-4,017.20
Dec 2009 adj basic to agr voided (City of San Diego)	394.00	-7.4	-2,915.60
Dec 2009 adj basic to agr voided	484.00	7.4	3,581.60
Jan 2010 adj basic to agr	484.00	-0.1	-48.40
Jan 2010 adj basic to agr (Poway)	416.00	0.1	41.60
Jan 2010 adj basic to agr (Vista)	416.00	0.7	291.20
Jan 2010 adj basic to agr	484.00	-0.7	-338.80
Feb 2010 adj basic to agr (Escondido)	416.00	0.2	83.20
Feb 2010 adj basic to agr	484.00	-0.2	-96.80
Feb 2010 adj basic to agr (Santa Fe Irrigation)	416.00	0.2	83.20
Feb 2010 adj basic to agr	484.00	-0.2	-96.80
Feb 2010 adj basic to agr (Olivenhain)	416.00	2.1	873.60
Feb 2010 adj basic to agr	484.00	-2.1	-1,016.40
Feb 2010 adj basic to agr (City of San Diego)	416.00	3.0	1,248.00
Feb 2010 adj basic to agr	484.00	-3.0	-1,452.00
Feb 2010 adj basic to agr (Ramona)	416.00	16.7	6,947.20
Feb 2010 adj basic to agr	484.00	-16.7	-8,082.80
Mar 2010 adj exch iid to sdcwa	484.00	-12,308.3	-5,957,217.20
Mar 2010 adj exch iid to sdcwa (San Diego CWA)	314.00		3,864,806.20
Adjustment Subtotal		-12,308.3	-2,094,056.00
SD-11 Total		3,398.3	5,507,938.40

Meter No SD-DS1

Desalted	Constant	Previous Reading	Current Reading	Volume (Cu. Ft.)	Rate Desc.
Desalted		N/A	N/A	N/A	Unbundled

--- ADJUSTMENT ---

	Rate Per AF	Volume AF	Amount
Mar 2010 lppds contribution	50.00	325.3	-16,265.00
Adjustment Subtotal		325.3	-16,265.00
SD-DS1 Total		325.3	-16,265.00

Agency Name	Invoice No.	Rev.	Bill Period	Page No.	Mailed On	Due On
San Diego County Water Authority	6640	0	March 2010	5 of 7	04-09-10	05-28-10

Meter No SD-GRP1

Recovered	Constant	Previous Reading	Current Reading	Volume (Cu. Ft.)	Rate Desc.
Recovered Greenbelt		N/A	N/A	N/A	Unbundled

--- ADJUSTMENT ---		Rate Per AF	Volume AF	Amount
Mar 2010 grp		721.00	343.2	247,447.20
Mar 2010 grp		761.00		-261,175.20
Adjustment Subtotal			343.2	-13,728.00
SD-GRP1 Total			343.2	-13,728.00

Meter No SD-RCL1

Reclaimed	Constant	Previous Reading	Current Reading	Volume (Cu. Ft.)	Rate Desc.
Reclaimed		N/A	N/A	N/A	Unbundled

--- ADJUSTMENT ---		Rate Per AF	Volume AF	Amount
Mar 2010 lrp contribution		250.00	29.0	-7,250.00
Adjustment Subtotal			29.0	-7,250.00
SD-RCL1 Total			29.0	-7,250.00

Meter No SD-RCL10

Reclaimed	Constant	Previous Reading	Current Reading	Volume (Cu. Ft.)	Rate Desc.
Reclaimed		N/A	N/A	N/A	Unbundled

--- ADJUSTMENT ---		Rate Per AF	Volume AF	Amount
Feb 2010 lrp contribution		250.00	98.5	-24,625.00
Adjustment Subtotal			98.5	-24,625.00
SD-RCL10 Total			98.5	-24,625.00

Meter No SD-RCL11

Reclaimed	Constant	Previous Reading	Current Reading	Volume (Cu. Ft.)	Rate Desc.
Reclaimed		N/A	N/A	N/A	Unbundled

--- ADJUSTMENT ---		Rate Per AF	Volume AF	Amount
Feb 2010 contribution		185.00	0.5	-92.50
Mar 2010 contribution		185.00	10.0	-1,850.00
Adjustment Subtotal			10.5	-1,942.50
SD-RCL11 Total			10.5	-1,942.50

Meter No SD-RCL12

Reclaimed	Constant	Previous Reading	Current Reading	Volume (Cu. Ft.)	Rate Desc.
Reclaimed		N/A	N/A	N/A	Unbundled

--- ADJUSTMENT ---		Rate Per AF	Volume AF	Amount
Feb 2010 lrp contribution		250.00	24.3	-6,075.00
Adjustment Subtotal			24.3	-6,075.00
SD-RCL12 Total			24.3	-6,075.00

Agency Name	Invoice No.	Rev.	Bill Period	Page No.	Mailed On	Due On
San Diego County Water Authority	6640	0	March 2010	6 of 7	04-09-10	05-28-10

Meter No SD-RCL13

Reclaimed	Constant	Previous Reading	Current Reading	Volume (Cu. Ft.)	Rate Desc.
Reclaimed		N/A	N/A	N/A	Unbundled

--- ADJUSTMENT ---		Rate Per AF	Volume AF	Amount
Mar 2010 contribution		250.00	54.5	-13,625.00
Adjustment Subtotal			54.5	-13,625.00
SD-RCL13 Total			54.5	-13,625.00

Meter No SD-RCL15

Reclaimed	Constant	Previous Reading	Current Reading	Volume (Cu. Ft.)	Rate Desc.
Reclaimed		N/A	N/A	N/A	Unbundled

--- ADJUSTMENT ---		Rate Per AF	Volume AF	Amount
Feb 2009 contribution voided		150.00	-69.4	10,410.00
Feb 2009 contribution		150.00	64.2	-9,630.00
Jun 2009 contribution voided		150.00	-184.4	27,660.00
Jun 2009 contribution		150.00	183.7	-27,555.00
Adjustment Subtotal			-5.9	885.00
SD-RCL15 Total			-5.9	885.00

Meter No SD-RCL6

Reclaimed	Constant	Previous Reading	Current Reading	Volume (Cu. Ft.)	Rate Desc.
Reclaimed		N/A	N/A	N/A	Unbundled

--- ADJUSTMENT ---		Rate Per AF	Volume AF	Amount
Feb 2010 lrp contribution		185.00	26.1	-4,828.50
Adjustment Subtotal			26.1	-4,828.50
SD-RCL6 Total			26.1	-4,828.50

Meter No SD-RCL8

Reclaimed	Constant	Previous Reading	Current Reading	Volume (Cu. Ft.)	Rate Desc.
Reclaimed		N/A	N/A	N/A	Unbundled

--- ADJUSTMENT ---		Rate Per AF	Volume AF	Amount
Feb 2010 lrp contribution		139.00	29.1	-4,044.90
Adjustment Subtotal			29.1	-4,044.90
SD-RCL8 Total			29.1	-4,044.90

Meter No SD-RCL9

Reclaimed	Constant	Previous Reading	Current Reading	Volume (Cu. Ft.)	Rate Desc.
Reclaimed		N/A	N/A	N/A	Unbundled

--- ADJUSTMENT ---		Rate Per AF	Volume AF	Amount
Mar 2010 lppre		113.00	8.6	971.80
Mar 2010 lppre		267.00		-2,296.20
Adjustment Subtotal			8.6	-1,324.40
SD-RCL9 Total			8.6	-1,324.40

Agency Name	Invoice No.	Rev.	Bill Period	Page No.	Mailed On	Due On
San Diego County Water Authority	6640	0	March 2010	7 of 7	04-09-10	05-28-10

Meter No. SDTJ-01A

Treated Domestic	Constant	Previous Reading	Current Reading	Volume (Cu. Ft.)	Rate Desc.
San Diego-Tijuana	133.68	3393516	3393516	0	Unbundled

--- DELIVERIES ---

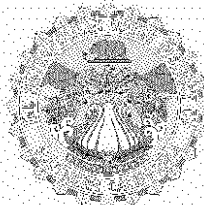
	Rate Per AF	Volume AF	Amount
Delivery Subtotal		0.0	0.00
SDTJ-01A Total		0.0	0.00

--- OTHER CHARGES AND CREDITS ---

	Amount
Conservation Ag # 66654	-6,305.60
Conservation Ag # 78189	30,527.46

VOLUME TOTAL	INVOICE TOTAL
17,611.5	\$13,224,128.06

This invoice was printed on 4/9/2010 at 8:58:44AM

**MWD**

METROPOLITAN WATER DISTRICT OF SOUTHERN CALIFORNIA

700 North Alameda Street

Los Angeles, CA, 90012-2944

INVOICE**Billed To:**

San Diego County Water Authority

**Service Address**4677 Overland Avenue
San Diego, CA 92123-1233

April 2010	Page No. 1 of 2
Mailed: 05/10/2010	Due Date: 06/30/2010
Invoice Number: 6668	Revision: 0

NOTICE

The MWD Administrative Code Section 4507 and 4508 require that payment must be made in "Good Funds" by the due date or the payment will be considered delinquent and an additional charge shall be assessed.

DELIVERIES

	Volume (AF)
Total Water Treated Delivered	6,400.0
Total Water Untreated Delivered	26,882.1

SALES

	Type	Volume (AF)	Rate (\$ /AF)	Total (\$)
Full Service	Tier 1 Supply Rate	20,382.9	\$101.00	\$2,058,672.90
	System Access Rate	20,382.9	\$154.00	\$3,138,966.60
	Water Stewardship Rate	20,382.9	\$41.00	\$835,698.90
	System Power Rate	20,382.9	\$119.00	\$2,425,565.10
	Delta Supply Surcharge	20,382.9	\$69.00	\$1,406,420.10
	Treatment Surcharge	5,844.9	\$217.00	\$1,268,343.30
IAWP	Treated	631.1		\$388,126.50
	Untreated	35.8		\$14,892.80
SUBTOTAL				\$11,536,686.20

WATER MANAGEMENT

	Volume (AF)	Total (\$)
Local Resource Programs	944.1	(\$97,884.40)
SUBTOTAL		(\$97,884.40)

EXCHANGES, WHEELING, AND OTHER DELIVERIES

IID San Diego Exchange UnTreated	12,308.3	\$3,864,806.20
		\$3,864,806.20

OTHER CHARGES AND CREDITS

	Rate (\$ /AF)	
Conservation Debit/Credit	(\$124,427.77)	
Readiness To Serve Charge(Payment Schedule: S)	\$8,996,185.00	
Capacity Charge(Payment Schedule: S)	\$4,665,600.00	
Miscellaneous Debit/Credit (See Detail)	(\$248,175.00)	
SUBTOTAL		\$13,289,182.23

ADDITIONAL INFORMATION

	Volume (AF)	Tier1 %	Peak Day	Flow (CFS)
Purchase Order Commitment (Jan 2003 to Dec 2012)	3,342,570.6			
Purchase Order Firm Delivery To Date (Jan 2003 to Dec 2012)	3,355,442.8			
Tier 1 Annual Limit (For Current Calendar Year)	543,778.4			
Tier 1 YTD Deliveries (For Current Calendar Year)	62,931.0	12.0		
Tier 1 Current Month Deliveries	20,382.9			
Capacity Charge			8/21/2007	1,296.0

Agency Name	Invoice No.	Rev.	Bill Period	Page No.	Mailed On	Due On
San Diego County Water Authority	6668	0	April 2010	2 of 2	05-10-10	06-30-10

SPECIAL NOTICE

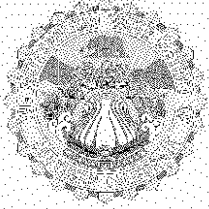
Item 1	
Conservation Ag# 78189 (Bill Period 200903)	\$21,799.10
Conservation Ag# 66654 (Bill Period 200903)	\$-166,127.27
<hr/>	
Net Conservation Credit (Bill Period 200903)	\$-144,328.17
<hr/>	
Item 2	
Conservation Ag# 78189 (Bill Period 201004)	\$13,098.00
Conservation Ag# 66654 (Bill Period 201004)	\$6,802.40
<hr/>	
Net Conservation Credit (Bill Period 201004)	\$19,900.40
<hr/>	
Item 3	
Total Conservation Credit on this month's invoice	\$-124,427.77

INVOICE TOTAL

Volume AF
21,993.9

Amount Now Due
\$28,592,790.23

Note: Amount Due is based on highlighted fields



MWD
 METROPOLITAN WATER DISTRICT OF SOUTHERN CALIFORNIA
 700 North Alameda Street
 Los Angeles, CA, 90012-2944

INVOICE DETAIL

NOTICE

The MWD Administrative Code Section 4507 and 4508 require that payment must be made in "Good Funds" by the due date or the payment will be considered delinquent and an additional charge shall be assessed.

IN ACCORDANCE WITH READINGS AND BILLING DATA LISTED BELOW

Agency Name	Invoice No.	Rev.	Bill Period	Page No.	Mailed On	Due On
San Diego County Water Authority	6668	0	April 2010	1 of 7	05-10-10	06-30-10

Meter No CM-10

Treated	Constant	Previous Reading	Current Reading	Volume (Cu. Ft.)	Rate Desc.
Treated Domestic		0	0	0	Unbundled

--- ADJUSTMENT ---

	Rate Per AF	Volume AF	Amount
Apr 2010 oc to sd transfer	701.00	76.0	53,276.00
Adjustment Subtotal		76.0	53,276.00
CM-10 Total		76.0	53,276.00

Meter No SD-01A

Treated Domestic	Constant	Previous Reading	Current Reading	Volume (Cu. Ft.)	Rate Desc.
Rainbow Cyn. Rd. e/o Frontage Rd.	1,000	25005770	25066278	60508000	Unbundled

--- DELIVERIES ---

	Rate Per AF	Volume AF	Amount
Tier 1 Supply Rate	101.00	1,389.1	140,299.10
System Access Rate	154.00	1,389.1	213,921.40
Water Stewardship Rate	41.00	1,389.1	56,953.10
System Power Rate	119.00	1,389.1	165,302.90
Treatment Surcharge	217.00	1,389.1	301,434.70
Delta Supply Surcharge	69.00	1,389.1	95,847.90
Apr 2010, meter under 10% flow Tier 1 Supply Rate	101.00	0.9	90.90
Apr 2010, meter under 10% flow System Access Rate	154.00	0.9	138.60
Apr 2010, meter under 10% flow Water Stewardship Rate	41.00	0.9	36.90
Apr 2010, meter under 10% flow System Power Rate	119.00	0.9	107.10
Apr 2010, meter under 10% flow Treatment Surcharge	217.00	0.9	195.30
Apr 2010, meter under 10% flow Delta Supply Surcharge	69.00	0.9	62.10
Delivery Subtotal		1,390.0	974,390.00
SD-01A Total		1,390.0	974,390.00

Meter No SD-01B

Treated Domestic	Constant	Previous Reading	Current Reading	Volume (Cu. Ft.)	Rate Desc.
Rainbow Cyn. Rd. e/o Frontage Rd.	1,000	24564867	24602747	37880000	Unbundled

--- DELIVERIES ---

	Rate Per AF	Volume AF	Amount
Tier 1 Supply Rate	101.00	869.6	87,829.60
System Access Rate	154.00	869.6	133,918.40
Water Stewardship Rate	41.00	869.6	35,653.60
System Power Rate	119.00	869.6	103,482.40
Treatment Surcharge	217.00	869.6	188,703.20
Delta Supply Surcharge	69.00	869.6	60,002.40
Delivery Subtotal		869.6	609,589.60

Agency Name	Invoice No.	Rev.	Bill Period	Page No.	Mailed On	Due On
San Diego County Water Authority	6668	0	April 2010	2 of 7	05-10-10	06-30-10

SD-01B Total 869.6 609,589.60

Meter No. SD-02

Treated Domestic	Constant	Previous Reading	Current Reading	Volume (Cu. Ft.)	Rate Desc.
w/o Rainbow Glen Rd.	100	24562976	24629387	6641100	Unbundled

--- DELIVERIES ---

	Rate Per AF	Volume AF	Amount
Tier 1 Supply Rate	101.00	152.5	15,402.50
System Access Rate	154.00	152.5	23,485.00
Water Stewardship Rate	41.00	152.5	6,252.50
System Power Rate	119.00	152.5	18,147.50
Treatment Surcharge	217.00	152.5	33,092.50
Delta Supply Surcharge	69.00	152.5	10,522.50
Apr 2010, meter under 10% flow Tier 1 Supply Rate	101.00	0.5	50.50
Apr 2010, meter under 10% flow System Access Rate	154.00	0.5	77.00
Apr 2010, meter under 10% flow Water Stewardship Rate	41.00	0.5	20.50
Apr 2010, meter under 10% flow System Power Rate	119.00	0.5	59.50
Apr 2010, meter under 10% flow Treatment Surcharge	217.00	0.5	108.50
Apr 2010, meter under 10% flow Delta Supply Surcharge	69.00	0.5	34.50
Delivery Subtotal		153.0	107,253.00

SD-02 Total 153.0 107,253.00

Meter No. SD-03

Untreated Domestic	Constant	Previous Reading	Current Reading	Volume (Cu. Ft.)	Rate Desc.
Rainbow Cyn. Rd. e/o Frontage Rd.	1,000	80173419	80650961	477542000	Unbundled

--- DELIVERIES ---

	Rate Per AF	Volume AF	Amount
Tier 1 Supply Rate	101.00	10,962.9	1,107,252.90
System Access Rate	154.00	10,962.9	1,688,286.60
Water Stewardship Rate	41.00	10,962.9	449,478.90
System Power Rate	119.00	10,962.9	1,304,585.10
Delta Supply Surcharge	69.00	10,962.9	756,440.10
Delivery Subtotal		10,962.9	5,306,043.60

SD-03 Total 10,962.9 5,306,043.60

Meter No. SD-05

Treated Domestic	Constant	Previous Reading	Current Reading	Volume (Cu. Ft.)	Rate Desc.
s/o Reche Rd. w/o Wilt Rd.	100	8818277	8880751	6247400	Unbundled

--- DELIVERIES ---

	Rate Per AF	Volume AF	Amount
Tier 1 Supply Rate	101.00	143.4	14,483.40
System Access Rate	154.00	143.4	22,083.60
Water Stewardship Rate	41.00	143.4	5,879.40
System Power Rate	119.00	143.4	17,064.60
Treatment Surcharge	217.00	143.4	31,117.80
Delta Supply Surcharge	69.00	143.4	9,894.60
Delivery Subtotal		143.4	100,523.40

SD-05 Total 143.4 100,523.40

Meter No. SD-07

Treated Domestic	Constant	Previous Reading	Current Reading	Volume (Cu. Ft.)	Rate Desc.
e/o Wilt Rd. n/o Dos Ninos Ave.	1,000	113552741	113699676	146935000	Unbundled

--- DELIVERIES ---

	Rate Per AF	Volume AF	Amount
Tier 1 Supply Rate	101.00	3,373.2	340,693.20
System Access Rate	154.00	3,373.2	519,472.80
Water Stewardship Rate	41.00	3,373.2	138,301.20

Agency Name	Invoice No.	Rev.	Bill Period	Page No.	Mailed On	Due On
San Diego County Water Authority	6668	0	April 2010	3 of 7	05-10-10	06-30-10

--- DELIVERIES ---

	Rate Per AF	Volume AF	Amount
System Power Rate	119.00	3,373.2	401,410.80
Treatment Surcharge	217.00	3,373.2	731,984.40
Delta Supply Surcharge	69.00	3,373.2	232,750.80
Apr 2010, meter under 10% flow Tier 1 Supply Rate	101.00	0.2	20.20
Apr 2010, meter under 10% flow System Access Rate	154.00	0.2	30.80
Apr 2010, meter under 10% flow Water Stewardship Rate	41.00	0.2	8.20
Apr 2010, meter under 10% flow System Power Rate	119.00	0.2	23.80
Apr 2010, meter under 10% flow Treatment Surcharge	217.00	0.2	43.40
Apr 2010, meter under 10% flow Delta Supply Surcharge	69.00	0.2	13.80
Delivery Subtotal		3,373.4	2,364,753.40

--- ADJUSTMENT ---

	Rate Per AF	Volume AF	Amount
Jan 2010 adj basic to agr (Rincon)	615.00	5.2	3,198.00
Jan 2010 adj basic to agr	701.00	-5.2	-3,645.20
Feb 2010 adj basic to agr	701.00	-0.4	-280.40
Feb 2010 adj basic to agr (Vista)	615.00	0.4	246.00
Feb 2010 adj basic to agr (Rincon)	615.00	3.6	2,214.00
Feb 2010 adj basic to agr	701.00	-3.6	-2,523.60
Mar 2010 adj basic to agr (Carlsbad Municipal)	615.00	0.8	492.00
Mar 2010 adj basic to agr	701.00	-0.8	-560.80
Mar 2010 adj basic to agr (City of San Diego)	615.00	0.3	184.50
Mar 2010 adj basic to agr	701.00	-0.3	-210.30
Mar 2010 adj basic to agr (Vallecitos)	615.00	7.2	4,428.00
Mar 2010 adj basic to agr	701.00	-7.2	-5,047.20
Mar 2010 adj basic to agr (Padre Dam)	615.00	11.7	7,195.50
Mar 2010 adj basic to agr	701.00	-11.7	-8,201.70
Mar 2010 adj basic to agr (Ramona)	615.00	14.9	9,163.50
Mar 2010 adj basic to agr	701.00	-14.9	-10,444.90
Mar 2010 adj basic to agr (Fallbrook)	615.00	36.7	22,570.50
Mar 2010 adj basic to agr	701.00	-36.7	-25,726.70
Mar 2010 adj basic to agr (Valley Center)	615.00	191.8	117,957.00
Mar 2010 adj basic to agr	701.00	-191.8	-134,451.80
Mar 2010 adj basic to agr (Rainbow)	615.00	53.9	33,148.50
Mar 2010 adj basic to agr	701.00	-53.9	-37,783.90
Mar 2010 adj basic to agr (Yuima)	615.00	68.7	42,250.50
Mar 2010 adj basic to agr	701.00	-68.7	-48,158.70
Mar 2010 adj basic to agr (Vista)	615.00	1.2	738.00
Mar 2010 adj basic to agr	701.00	-1.2	-841.20
Apr 2010 adj basic to agr (Rainbow)	615.00	131.8	81,057.00
Apr 2010 adj basic to agr	701.00	-131.8	-92,391.80
Apr 2010 adj basic to agr (Vallecitos)	615.00	13.9	8,548.50
Apr 2010 adj basic to agr	701.00	-13.9	-9,743.90
Apr 2010 adj basic to agr (Fallbrook)	615.00	89.0	54,735.00
Apr 2010 adj basic to agr	701.00	-89.0	-62,389.00
Adjustment Subtotal		0.0	-54,274.60

SD-07 Total 3,373.4 2,310,478.80

Meter No SD-08

Treated Domestic	Constant	Previous Reading	Current Reading	Volume (Cu. Ft.)	Rate Desc.
n/o Red Mtn. n/o Mission Rd.	100	35778981	35909916	13093500	Unbundled

--- DELIVERIES ---

	Rate Per AF	Volume AF	Amount
Tier 1 Supply Rate	101.00	300.6	30,360.60
System Access Rate	154.00	300.6	46,292.40
Water Stewardship Rate	41.00	300.6	12,324.60
System Power Rate	119.00	300.6	35,771.40
Treatment Surcharge	217.00	300.6	65,230.20
Delta Supply Surcharge	69.00	300.6	20,741.40
Apr 2010, meter under 10% flow Tier 1 Supply Rate	101.00	0.5	50.50
Apr 2010, meter under 10% flow System Access Rate	154.00	0.5	77.00
Apr 2010, meter under 10% flow Water Stewardship Rate	41.00	0.5	20.50
Apr 2010, meter under 10% flow System Power Rate	119.00	0.5	59.50
Apr 2010, meter under 10% flow Treatment Surcharge	217.00	0.5	108.50
Apr 2010, meter under 10% flow Delta Supply Surcharge	69.00	0.5	34.50

Agency Name	Invoice No.	Rev.	Bill Period	Page No.	Mailed On	Due On
San Diego County Water Authority	6668	0	April 2010	4 of 7	05-10-10	06-30-10

Delivery Subtotal	301.1	211,071.10
SD-08 Total	301.1	211,071.10

Meter No SD-09

Treated Domestic	Constant	Previous Reading	Current Reading	Volume (Cu. Ft.)	Rate Desc.
w/o Rainbow Glen Rd. n/o Red Mtn.	100	7208913	7282752	7383900	Unbundled

--- DELIVERIES ---

	Rate Per AF	Volume AF	Amount
Tier 1 Supply Rate	101.00	169.5	17,119.50
System Access Rate	154.00	169.5	26,103.00
Water Stewardship Rate	41.00	169.5	6,949.50
System Power Rate	119.00	169.5	20,170.50
Treatment Surcharge	217.00	169.5	36,781.50
Delta Supply Surcharge	69.00	169.5	11,695.50
Delivery Subtotal		169.5	118,819.50
SD-09 Total		169.5	118,819.50

Meter No SD-11

Untreated Domestic	Constant	Previous Reading	Current Reading	Volume (Cu. Ft.)	Rate Desc.
e/o Wilt Rd. n/o Dos Ninos Ave.	10,000	15294913	15364257	693440000	Unbundled

--- DELIVERIES ---

	Rate Per AF	Volume AF	Amount
Tier 1 Supply Rate	101.00	15,919.2	1,607,839.20
System Access Rate	154.00	15,919.2	2,451,556.80
Water Stewardship Rate	41.00	15,919.2	652,687.20
System Power Rate	119.00	15,919.2	1,894,384.80
Delta Supply Surcharge	69.00	15,919.2	1,098,424.80
Delivery Subtotal		15,919.2	7,704,892.80

--- ADJUSTMENT ---

	Rate Per AF	Volume AF	Amount
Feb 2010 adj basic to agr (Poway)	416.00	0.4	166.40
Feb 2010 adj basic to agr	484.00	-0.4	-193.60
Mar 2010 adj basic to agr (Santa Fe Irrigation)	416.00	1.0	416.00
Mar 2010 adj basic to agr	484.00	-1.0	-484.00
Mar 2010 adj basic to agr (Olivenhain)	416.00	2.1	873.60
Mar 2010 adj basic to agr	484.00	-2.1	-1,018.40
Mar 2010 adj basic to agr (City of San Diego)	416.00	2.3	956.80
Mar 2010 adj basic to agr	484.00	-2.3	-1,113.20
Mar 2010 adj basic to agr (Escondido)	416.00	16.4	6,822.40
Mar 2010 adj basic to agr	484.00	-16.4	-7,937.60
Mar 2010 adj basic to agr (Ramona)	416.00	13.6	5,657.60
Mar 2010 adj basic to agr	484.00	-13.6	-6,582.40
Apr 2010 adj exch iid to sdcwa	484.00	-12,308.3	-5,957,217.20
Apr 2010 adj exch iid to sdcwa (San Diego CWA)	314.00		3,864,806.20
Adjustment Subtotal		-12,308.3	-2,094,845.40
SD-11 Total		3,610.9	5,610,047.40

Meter No SD-DS1

Desalted	Constant	Previous Reading	Current Reading	Volume (Cu. Ft.)	Rate Desc.
Desalted		N/A	N/A	N/A	Unbundled

--- ADJUSTMENT ---

	Rate Per AF	Volume AF	Amount
Apr 2010 lppds contribution	50.00	312.5	-15,625.00
Adjustment Subtotal		312.5	-15,625.00
SD-DS1 Total		312.5	-15,625.00

Agency Name	Invoice No.	Rev.	Bill Period	Page No.	Mailed On	Due On
San Diego County Water Authority	6668	0	April 2010	5 of 7	05-10-10	06-30-10

Meter No SD-GRP1

Recovered	Constant	Previous Reading	Current Reading	Volume (Cu. Ft.)	Rate Desc.
Recovered Greenbelt		N/A	N/A	N/A	Unbundled

--- ADJUSTMENT ---		Rate Per AF	Volume AF	Amount
Apr 2010 grp		721.00	299.3	215,795.30
Apr 2010 grp		761.00		-227,767.30
Adjustment Subtotal			299.3	-11,972.00
SD-GRP1 Total			299.3	-11,972.00

Meter No SD-RCL1

Reclaimed	Constant	Previous Reading	Current Reading	Volume (Cu. Ft.)	Rate Desc.
Reclaimed		N/A	N/A	N/A	Unbundled

--- ADJUSTMENT ---		Rate Per AF	Volume AF	Amount
Apr 2010 lrp contribution		250.00	25.3	-6,325.00
Adjustment Subtotal			25.3	-6,325.00
SD-RCL1 Total			25.3	-6,325.00

Meter No SD-RCL10

Reclaimed	Constant	Previous Reading	Current Reading	Volume (Cu. Ft.)	Rate Desc.
Reclaimed		N/A	N/A	N/A	Unbundled

--- ADJUSTMENT ---		Rate Per AF	Volume AF	Amount
Mar 2010 lrp contribution		250.00	142.4	-35,600.00
Adjustment Subtotal			142.4	-35,600.00
SD-RCL10 Total			142.4	-35,600.00

Meter No SD-RCL11

Reclaimed	Constant	Previous Reading	Current Reading	Volume (Cu. Ft.)	Rate Desc.
Reclaimed		N/A	N/A	N/A	Unbundled

--- ADJUSTMENT ---		Rate Per AF	Volume AF	Amount
Apr 2010 contribution		185.00	16.5	-3,052.50
Adjustment Subtotal			16.5	-3,052.50
SD-RCL11 Total			16.5	-3,052.50

Meter No SD-RCL12

Reclaimed	Constant	Previous Reading	Current Reading	Volume (Cu. Ft.)	Rate Desc.
Reclaimed		N/A	N/A	N/A	Unbundled

--- ADJUSTMENT ---		Rate Per AF	Volume AF	Amount
Mar 2010 lrp contribution		250.00	5.4	-1,350.00
Apr 2010 lrp contribution		250.00	28.1	-7,025.00
Adjustment Subtotal			33.5	-8,375.00
SD-RCL12 Total			33.5	-8,375.00

Agency Name	Invoice No.	Rev.	Bill Period	Page No.	Mailed On	Due On
San Diego County Water Authority	6668	0	April 2010	6 of 7	05-10-10	06-30-10

Meter No SD-RCL13

Reclaimed	Constant	Previous Reading	Current Reading	Volume (Cu. Ft.)	Rate Desc.
Reclaimed		N/A	N/A	N/A	Unbundled

--- ADJUSTMENT ---		Rate Per AF	Volume AF	Amount
Apr 2010 contribution		250.00	64.7	-16,175.00
Adjustment Subtotal			64.7	-16,175.00
SD-RCL13 Total			64.7	-16,175.00

Meter No SD-RCL15

Reclaimed	Constant	Previous Reading	Current Reading	Volume (Cu. Ft.)	Rate Desc.
Reclaimed		N/A	N/A	N/A	Unbundled

--- ADJUSTMENT ---		Rate Per AF	Volume AF	Amount
Mar 2010 contribution		150.00	15.4	-2,310.00
Adjustment Subtotal			15.4	-2,310.00
SD-RCL15 Total			15.4	-2,310.00

Meter No SD-RCL16

Reclaimed	Constant	Previous Reading	Current Reading	Volume (Cu. Ft.)	Rate Desc.
Reclaimed		N/A	N/A	N/A	Unbundled

--- ADJUSTMENT ---		Rate Per AF	Volume AF	Amount
Aug 2009 contribution voided		250.00	-36.7	9,175.00
Sep 2009 contribution voided		250.00	-21.5	5,375.00
Nov 2009 contribution voided		250.00	-9.7	2,425.00
Adjustment Subtotal			-67.9	16,975.00
SD-RCL16 Total			-67.9	16,975.00

Meter No SD-RCL6

Reclaimed	Constant	Previous Reading	Current Reading	Volume (Cu. Ft.)	Rate Desc.
Reclaimed		N/A	N/A	N/A	Unbundled

--- ADJUSTMENT ---		Rate Per AF	Volume AF	Amount
Mar 2010 lrp contribution		185.00	22.8	-4,218.00
Adjustment Subtotal			22.8	-4,218.00
SD-RCL6 Total			22.8	-4,218.00

Meter No SD-RCL8

Reclaimed	Constant	Previous Reading	Current Reading	Volume (Cu. Ft.)	Rate Desc.
Reclaimed		N/A	N/A	N/A	Unbundled

--- ADJUSTMENT ---		Rate Per AF	Volume AF	Amount
Mar 2010 lrp contribution		139.00	70.1	-9,743.90
Adjustment Subtotal			70.1	-9,743.90
SD-RCL8 Total			70.1	-9,743.90

Agency Name	Invoice No.	Rev.	Bill Period	Page No.	Mailed On	Due On
San Diego County Water Authority	6668	0	April 2010	7 of 7	05-10-10	06-30-10

Meter No SD-RCL9

Reclaimed	Constant	Previous Reading	Current Reading	Volume (Cu. Ft.)	Rate Desc.
		N/A	N/A	N/A	Unbundled

--- ADJUSTMENT ---

	Rate Per AF	Volume AF	Amount
Apr 2010 Ippre	113.00	9.5	1,073.50
Apr 2010 Ippre	267.00		-2,536.50
Adjustment Subtotal		9.5	-1,463.00
SD-RCL9 Total		9.5	-1,463.00

Meter No SDTJ-01A

Treated Domestic	Constant	Previous Reading	Current Reading	Volume (Cu. Ft.)	Rate Desc.
San Diego-Tijuana	133.68	3393516	3393516	0	Unbundled

--- DELIVERIES ---

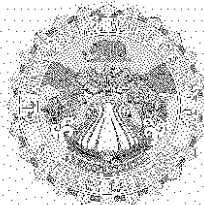
	Rate Per AF	Volume AF	Amount
Delivery Subtotal		0.0	0.00
SDTJ-01A Total		0.0	0.00

--- OTHER CHARGES AND CREDITS ---

	Amount
Conservation Ag # 66654	-159,324.87
Conservation Ag # 78189	34,897.10
Capacity Charge for current calendar year	4,665,600.00
FY08/09 LPPDS Recon Oceanside SD-DS1, 1,654.5AF @\$150/AF	-248,175.00
Readiness to Serve Charge for current fiscal year	8,996,185.00

VOLUME TOTAL	INVOICE TOTAL
21,993.9	\$28,592,790.23

This invoice was printed on 5/12/2010 at 1:22:39PM

**MWD**

METROPOLITAN WATER DISTRICT OF SOUTHERN CALIFORNIA

700 North Alameda Street

Los Angeles, CA, 90012-2944

INVOICE**Billed To:**

San Diego County Water Authority

**Service Address**4677 Overland Avenue
San Diego, CA 92123-1233

May 2010	Page No. 1 of 1
Mailed: 06/10/2010	Due Date: 07/30/2010
Invoice Number: 6696	Revision: 0

NOTICE

The MWD Administrative Code Section 4507 and 4508 require that payment must be made in "Good Funds" by the due date or the payment will be considered delinquent and an additional charge shall be assessed.

DELIVERIES

	Volume (AF)
Total Water Treated Delivered	9,559.5
Total Water Untreated Delivered	37,506.9

SALES

	Type	Volume (AF)	Rate (\$ /AF)	Total (\$)
Full Service	Tier 1 Supply Rate	34,116.5	\$101.00	\$3,445,766.50
	System Access Rate	34,116.5	\$154.00	\$5,253,941.00
	Water Stewardship Rate	34,116.5	\$41.00	\$1,398,776.50
	System Power Rate	34,116.5	\$119.00	\$4,059,863.50
	Delta Supply Surcharge	34,116.5	\$69.00	\$2,354,038.50
	Treatment Surcharge	9,036.2	\$217.00	\$1,960,855.40
IAWP	Treated	593.9		\$365,248.50
	Untreated	118.2		\$49,171.20
SUBTOTAL				\$18,887,661.10

WATER MANAGEMENT

	Volume (AF)	Total (\$)
Local Resource Programs	1,360.0	(\$211,777.20)
SUBTOTAL		(\$211,777.20)

EXCHANGES, WHEELING, AND OTHER DELIVERIES

IID San Diego Exchange UnTreated	12,308.4	\$3,864,837.60
		\$3,864,837.60

OTHER CHARGES AND CREDITS

	Rate (\$ /AF)	
Conservation Debit/Credit	\$60,358.38	
SUBTOTAL		\$60,358.38

ADDITIONAL INFORMATION

	Volume (AF)	Tier1 %	Peak Day	Flow (CFS)
Purchase Order Commitment (Jan 2003 to Dec 2012)	3,342,570.6			
Purchase Order Firm Delivery To Date (Jan 2003 to Dec 2012)	3,389,559.3			
Tier 1 Annual Limit (For Current Calendar Year)	543,778.4			
Tier 1 YTD Deliveries (For Current Calendar Year)	97,047.5	18.0		
Tier 1 Current Month Deliveries	34,116.5			
Capacity Charge			8/21/2007	1,296.0

INVOICE TOTAL

Volume AF

36,188.6

Amount Now Due

\$22,601,079.88

Note: Amount Due is based on highlighted fields

MWD2010-00275338



MWD
 METROPOLITAN WATER DISTRICT OF SOUTHERN CALIFORNIA
 700 North Alameda Street
 Los Angeles, CA, 90012-2944

INVOICE DETAIL

NOTICE

The MWD Administrative Code Section 4507 and 4508 require that payment must be made in "Good Funds" by the due date or the payment will be considered delinquent and an additional charge shall be assessed.

IN ACCORDANCE WITH READINGS AND BILLING DATA LISTED BELOW

Agency Name	Invoice No.	Rev.	Bill Period	Page No.	Mailed On	Due On
San Diego County Water Authority	6696	0	May 2010	1 of 6	06-10-10	07-30-10

Meter No CM-10

Treated	Constant	Previous Reading	Current Reading	Volume (Cu. Ft.)	Rate Desc.
Treated Domestic		0	0	0	Unbundled

--- ADJUSTMENT ---

	Rate Per AF	Volume AF	Amount
May 2010 oc to sd transfer	701.00	70.6	49,490.60
Adjustment Subtotal		70.6	49,490.60
CM-10 Total		70.6	49,490.60

Meter No SD-01A

Treated Domestic	Constant	Previous Reading	Current Reading	Volume (Cu. Ft.)	Rate Desc.
Rainbow Cyn. Rd. e/o Frontage Rd.	1,000	25066278	25165942	99664000	Unbundled

--- DELIVERIES ---

	Rate Per AF	Volume AF	Amount
Tier 1 Supply Rate	101.00	2,288.0	231,088.00
System Access Rate	154.00	2,288.0	352,352.00
Water Stewardship Rate	41.00	2,288.0	93,808.00
System Power Rate	119.00	2,288.0	272,272.00
Treatment Surcharge	217.00	2,288.0	496,496.00
Delta Supply Surcharge	69.00	2,288.0	157,872.00
Delivery Subtotal		2,288.0	1,603,888.00
SD-01A Total		2,288.0	1,603,888.00

Meter No SD-01B

Treated Domestic	Constant	Previous Reading	Current Reading	Volume (Cu. Ft.)	Rate Desc.
Rainbow Cyn. Rd. e/o Frontage Rd.	1,000	24602747	24701944	99197000	Unbundled

--- DELIVERIES ---

	Rate Per AF	Volume AF	Amount
Tier 1 Supply Rate	101.00	2,277.2	229,997.20
System Access Rate	154.00	2,277.2	350,688.80
Water Stewardship Rate	41.00	2,277.2	93,365.20
System Power Rate	119.00	2,277.2	270,986.80
Treatment Surcharge	217.00	2,277.2	494,152.40
Delta Supply Surcharge	69.00	2,277.2	157,126.80
Delivery Subtotal		2,277.2	1,596,317.20
SD-01B Total		2,277.2	1,596,317.20

Agency Name	Invoice No.	Rev.	Bill Period	Page No.	Mailed On	Due On
San Diego County Water Authority	6696	0	May 2010	2 of 6	06-10-10	07-30-10

Meter No SD-02

Treated Domestic	Constant	Previous Reading	Current Reading	Volume (Cu. Ft.)	Rate Desc.
w/o Rainbow Glen Rd.	100	24629387	24752871	12348400	Unbundled

--- DELIVERIES ---		Rate Per AF	Volume AF	Amount
Tier 1 Supply Rate		101.00	283.5	28,633.50
System Access Rate		154.00	283.5	43,659.00
Water Stewardship Rate		41.00	283.5	11,623.50
System Power Rate		119.00	283.5	33,736.50
Treatment Surcharge		217.00	283.5	61,519.50
Delta Supply Surcharge		69.00	283.5	19,561.50
May 2010, meter under 10% flow	Tier 1 Supply Rate	101.00	0.3	30.30
May 2010, meter under 10% flow	System Access Rate	154.00	0.3	46.20
May 2010, meter under 10% flow	Water Stewardship Rate	41.00	0.3	12.30
May 2010, meter under 10% flow	System Power Rate	119.00	0.3	35.70
May 2010, meter under 10% flow	Treatment Surcharge	217.00	0.3	65.10
May 2010, meter under 10% flow	Delta Supply Surcharge	69.00	0.3	20.70
Delivery Subtotal			283.8	198,943.80
SD-02 Total			283.8	198,943.80

Meter No SD-03

Untreated Domestic	Constant	Previous Reading	Current Reading	Volume (Cu. Ft.)	Rate Desc.
Rainbow Cyn. Rd. e/o Frontage Rd.	1,000	80650961	81357715	706754000	Unbundled

--- DELIVERIES ---		Rate Per AF	Volume AF	Amount
Tier 1 Supply Rate		101.00	16,224.8	1,638,704.80
System Access Rate		154.00	16,224.8	2,498,619.20
Water Stewardship Rate		41.00	16,224.8	665,216.80
System Power Rate		119.00	16,224.8	1,930,751.20
Delta Supply Surcharge		69.00	16,224.8	1,119,511.20
Delivery Subtotal			16,224.8	7,852,803.20
SD-03 Total			16,224.8	7,852,803.20

Meter No SD-05

Treated Domestic	Constant	Previous Reading	Current Reading	Volume (Cu. Ft.)	Rate Desc.
s/o Reche Rd. w/o Wilt Rd.	100	8880751	8979762	9901100	Unbundled

--- DELIVERIES ---		Rate Per AF	Volume AF	Amount
Tier 1 Supply Rate		101.00	227.3	22,957.30
System Access Rate		154.00	227.3	35,004.20
Water Stewardship Rate		41.00	227.3	9,319.30
System Power Rate		119.00	227.3	27,048.70
Treatment Surcharge		217.00	227.3	49,324.10
Delta Supply Surcharge		69.00	227.3	15,683.70
Delivery Subtotal			227.3	159,337.30
SD-05 Total			227.3	159,337.30

Meter No SD-07

Treated Domestic	Constant	Previous Reading	Current Reading	Volume (Cu. Ft.)	Rate Desc.
e/o Wilt Rd. n/o Dos Ninos Ave.	1,000	113699676	113860527	160851000	Unbundled

--- DELIVERIES ---		Rate Per AF	Volume AF	Amount
Tier 1 Supply Rate		101.00	3,692.6	372,952.60
System Access Rate		154.00	3,692.6	568,660.40
Water Stewardship Rate		41.00	3,692.6	151,396.60
System Power Rate		119.00	3,692.6	439,419.40
Treatment Surcharge		217.00	3,692.6	801,294.20

Agency Name	Invoice No.	Rev.	Bill Period	Page No.	Mailed On	Due On
San Diego County Water Authority	6696	0	May 2010	3 of 6	06-10-10	07-30-10

--- DELIVERIES ---

	Rate Per AF	Volume AF	Amount
Delta Supply Surcharge	69.00	3,692.6	254,789.40
Delivery Subtotal		3,692.6	2,588,512.60

--- ADJUSTMENT ---

	Rate Per AF	Volume AF	Amount
Mar 2010 adj basic to agr (Rincon)	615.00	11.9	7,318.50
Mar 2010 adj basic to agr	701.00	-11.9	-8,341.90
Apr 2010 adj basic to agr (Carlsbad Municipal)	615.00	0.2	123.00
Apr 2010 adj basic to agr	701.00	-0.2	-140.20
Apr 2010 adj basic to agr (Olivenhain)	615.00	0.1	61.50
Apr 2010 adj basic to agr	701.00	-0.1	-70.10
Apr 2010 adj basic to agr (City of San Diego)	615.00	0.6	369.00
Apr 2010 adj basic to agr	701.00	-0.6	-420.60
Apr 2010 adj basic to agr (Yuima)	615.00	16.3	10,024.50
Apr 2010 adj basic to agr	701.00	-16.3	-11,426.30
Apr 2010 adj basic to agr (Padre Dam)	615.00	22.0	13,530.00
Apr 2010 adj basic to agr	701.00	-22.0	-15,422.00
Apr 2010 adj basic to agr (Ramona)	615.00	42.1	25,891.50
Apr 2010 adj basic to agr	701.00	-42.1	-29,512.10
Apr 2010 adj basic to agr (Valley Center)	615.00	346.9	213,343.50
Apr 2010 adj basic to agr	701.00	-346.9	-243,176.90
Apr 2010 adj basic to agr (Rincon)	615.00	11.5	7,072.50
Apr 2010 adj basic to agr	701.00	-11.5	-8,061.50
May 2010 adj basic to agr (Vallecitos)	615.00	42.9	26,383.50
May 2010 adj basic to agr	701.00	-42.9	-30,072.90
May 2010 adj basic to agr (Yuima)	615.00	99.4	61,131.00
May 2010 adj basic to agr	701.00	-99.4	-69,679.40
Adjustment Subtotal		0.0	-51,075.40
SD-07 Total		3,692.6	2,537,437.20

Meter No SD-08

Treated Domestic	Constant	Previous Reading	Current Reading	Volume (Cu. Ft.)	Rate Desc.
n/o Red Mtn. n/o Mission Rd.	100	35909916	36147246	23733000	Unbundled

--- DELIVERIES ---

	Rate Per AF	Volume AF	Amount
Tier 1 Supply Rate	101.00	544.8	55,024.80
System Access Rate	154.00	544.8	83,899.20
Water Stewardship Rate	41.00	544.8	22,336.80
System Power Rate	119.00	544.8	64,831.20
Treatment Surcharge	217.00	544.8	118,221.60
Delta Supply Surcharge	69.00	544.8	37,591.20
Delivery Subtotal		544.8	381,904.80
SD-08 Total		544.8	381,904.80

Meter No SD-09

Treated Domestic	Constant	Previous Reading	Current Reading	Volume (Cu. Ft.)	Rate Desc.
w/o Rainbow Glen. Rd. n/o Red Mtn.	100	7282752	7389820	10706800	Unbundled

--- DELIVERIES ---

	Rate Per AF	Volume AF	Amount
Tier 1 Supply Rate	101.00	245.8	24,825.80
System Access Rate	154.00	245.8	37,853.20
Water Stewardship Rate	41.00	245.8	10,077.80
System Power Rate	119.00	245.8	29,250.20
Treatment Surcharge	217.00	245.8	53,338.60
Delta Supply Surcharge	69.00	245.8	16,960.20
Delivery Subtotal		245.8	172,305.80
SD-09 Total		245.8	172,305.80

Agency Name	Invoice No.	Rev.	Bill Period	Page No.	Mailed On	Due On
San Diego County Water Authority	6696	0	May 2010	4 of 6	06-10-10	07-30-10

Meter No SD-11

Untreated Domestic	Constant	Previous Reading	Current Reading	Volume (Cu. Ft.)	Rate Desc.
e/o Wilt Rd. n/o Dos Ninos Ave.	10,000	15364257	15456962	927050000	Unbundled

---	DELIVERIES ---	Rate Per AF	Volume AF	Amount
	Tier 1 Supply Rate	101.00	21,282.1	2,149,492.10
	System Access Rate	154.00	21,282.1	3,277,443.40
	Water Stewardship Rate	41.00	21,282.1	872,566.10
	System Power Rate	119.00	21,282.1	2,532,569.90
	Delta Supply Surcharge	69.00	21,282.1	1,468,464.90
	Delivery Subtotal		21,282.1	10,300,536.40

---	ADJUSTMENT ---	Rate Per AF	Volume AF	Amount
	Mar 2010 adj basic to agr (Poway)	416.00	1.0	416.00
	Mar 2010 adj basic to agr	484.00	-1.0	-484.00
	Apr 2010 adj basic to agr (Santa Fe Irrigation)	416.00	2.1	873.60
	Apr 2010 adj basic to agr	484.00	-2.1	-1,016.40
	Apr 2010 adj basic to agr (Olivenhain)	416.00	5.5	2,288.00
	Apr 2010 adj basic to agr	484.00	-5.5	-2,662.00
	Apr 2010 adj basic to agr (City of San Diego)	416.00	7.0	2,912.00
	Apr 2010 adj basic to agr	484.00	-7.0	-3,388.00
	Apr 2010 adj basic to agr (Escondido)	416.00	65.6	27,289.60
	Apr 2010 adj basic to agr	484.00	-65.6	-31,750.40
	Apr 2010 adj basic to agr (Ramona)	416.00	37.0	15,392.00
	Apr 2010 adj basic to agr	484.00	-37.0	-17,908.00
	May 2010 adj exch iid to sdcwa	484.00	-12,308.4	-5,957,265.60
	May 2010 adj exch iid to sdcwa (San Diego CWA)	314.00		3,864,837.60
	Adjustment Subtotal		-12,308.4	-2,100,465.60

SD-11 Total 8,973.7 8,200,070.80

Meter No SD-DS1

Desalted	Constant	Previous Reading	Current Reading	Volume (Cu. Ft.)	Rate Desc.
Desalted		N/A	N/A	N/A	Unbundled

---	ADJUSTMENT ---	Rate Per AF	Volume AF	Amount
	May 2010 lppds contribution	50.00	179.3	-8,965.00
	Adjustment Subtotal		179.3	-8,965.00

SD-DS1 Total 179.3 -8,965.00

Meter No SD-GRP1

Recovered	Constant	Previous Reading	Current Reading	Volume (Cu. Ft.)	Rate Desc.
Recovered Greenbelt		N/A	N/A	N/A	Unbundled

---	ADJUSTMENT ---	Rate Per AF	Volume AF	Amount
	May 2010 grp	721.00	324.2	233,748.20
	May 2010 grp	761.00		-246,716.20
	Adjustment Subtotal		324.2	-12,968.00

SD-GRP1 Total 324.2 -12,968.00

Meter No SD-RCL1

Reclaimed	Constant	Previous Reading	Current Reading	Volume (Cu. Ft.)	Rate Desc.
Reclaimed		N/A	N/A	N/A	Unbundled

---	ADJUSTMENT ---	Rate Per AF	Volume AF	Amount
	May 2010 lrp contribution	250.00	25.6	-6,400.00

Agency Name	Invoice No.	Rev.	Bill Period	Page No.	Mailed On	Due On
San Diego County Water Authority	6696	0	May 2010	5 of 6	06-10-10	07-30-10

Adjustment Subtotal	25.6	-6,400.00
SD-RCL1 Total	25.6	-6,400.00

Meter No SD-RCL10

Reclaimed	Constant	Previous Reading	Current Reading	Volume (Cu. Ft.)	Rate Desc.
Reclaimed		N/A	N/A	N/A	Unbundled

--- ADJUSTMENT ---			Rate Per AF	Volume AF	Amount
Apr 2010 lrp contribution			250.00	356.3	-89,075.00
Adjustment Subtotal				356.3	-89,075.00
SD-RCL10 Total				356.3	-89,075.00

Meter No SD-RCL11

Reclaimed	Constant	Previous Reading	Current Reading	Volume (Cu. Ft.)	Rate Desc.
Reclaimed		N/A	N/A	N/A	Unbundled

--- ADJUSTMENT ---			Rate Per AF	Volume AF	Amount
May 2010 contribution			185.00	40.5	-7,492.50
Adjustment Subtotal				40.5	-7,492.50
SD-RCL11 Total				40.5	-7,492.50

Meter No SD-RCL13

Reclaimed	Constant	Previous Reading	Current Reading	Volume (Cu. Ft.)	Rate Desc.
Reclaimed		N/A	N/A	N/A	Unbundled

--- ADJUSTMENT ---			Rate Per AF	Volume AF	Amount
May 2010 contribution			250.00	135.9	-33,975.00
Adjustment Subtotal				135.9	-33,975.00
SD-RCL13 Total				135.9	-33,975.00

Meter No SD-RCL15

Reclaimed	Constant	Previous Reading	Current Reading	Volume (Cu. Ft.)	Rate Desc.
Reclaimed		N/A	N/A	N/A	Unbundled

--- ADJUSTMENT ---			Rate Per AF	Volume AF	Amount
Apr 2010 contribution			150.00	52.3	-7,845.00
Adjustment Subtotal				52.3	-7,845.00
SD-RCL15 Total				52.3	-7,845.00

Meter No SD-RCL16

Reclaimed	Constant	Previous Reading	Current Reading	Volume (Cu. Ft.)	Rate Desc.
Reclaimed		N/A	N/A	N/A	Unbundled

--- ADJUSTMENT ---			Rate Per AF	Volume AF	Amount
May 2010 contribution			250.00	11.1	-2,775.00
Adjustment Subtotal				11.1	-2,775.00
SD-RCL16 Total				11.1	-2,775.00

Agency Name	Invoice No.	Rev.	Bill Period	Page No.	Mailed On	Due On
San Diego County Water Authority	6696	0	May 2010	6 of 6	06-10-10	07-30-10

Meter No SD-RCL5

Reclaimed	Constant	Previous Reading	Current Reading	Volume (Cu. Ft.)	Rate Desc.
Reclaimed		N/A	N/A	N/A	Unbundled

--- ADJUSTMENT ---

	Rate Per AF	Volume AF	Amount
Apr 2010 Ippre	113.00	10.3	1,163.90
Apr 2010 Ippre	267.00		-2,750.10
May 2010 Ippre	113.00	2.8	316.40
May 2010 Ippre	267.00		-747.50
Adjustment Subtotal		13.1	-2,017.40
SD-RCL5 Total		13.1	-2,017.40

Meter No SD-RCL6

Reclaimed	Constant	Previous Reading	Current Reading	Volume (Cu. Ft.)	Rate Desc.
Reclaimed		N/A	N/A	N/A	Unbundled

--- ADJUSTMENT ---

	Rate Per AF	Volume AF	Amount
Apr 2010 Irp contribution	185.00	197.5	-36,537.50
Adjustment Subtotal		197.5	-36,537.50
SD-RCL6 Total		197.5	-36,537.50

Meter No SD-RCL9

Reclaimed	Constant	Previous Reading	Current Reading	Volume (Cu. Ft.)	Rate Desc.
Reclaimed		N/A	N/A	N/A	Unbundled

--- ADJUSTMENT ---

	Rate Per AF	Volume AF	Amount
May 2010 Ippre	113.00	24.2	2,734.60
May 2010 Ippre	267.00		-6,461.40
Adjustment Subtotal		24.2	-3,726.80
SD-RCL9 Total		24.2	-3,726.80

Meter No SDTJ-01A

Treated Domestic	Constant	Previous Reading	Current Reading	Volume (Cu. Ft.)	Rate Desc.
San Diego-Tijuana	133.68	3393516	3393516	0	Unbundled

--- DELIVERIES ---


	Rate Per AF	Volume AF	Amount
Delivery Subtotal		0.0	0.00
SDTJ-01A Total		0.0	0.00

--- OTHER CHARGES AND CREDITS ---

Conservation Ag.# 78189 60,358.38

VOLUME TOTAL	INVOICE TOTAL
36,188.6	\$22,601,079.88

This invoice was printed on 6/7/2010 at 2:14:27PM



MWD
 METROPOLITAN WATER DISTRICT OF SOUTHERN CALIFORNIA
 700 North Alameda Street
 Los Angeles, CA, 90012-2944

INVOICE

Billed To:
 San Diego County Water Authority



Service Address
 4677 Overland Avenue
 San Diego, CA 92123-1233

June 2010	Page No. 1 of 1
Mailed: 07/09/2010	Due Date: 08/31/2010
Invoice Number: 6724	Revision: 0

NOTICE

The MWD Administrative Code Section 4507 and 4508 require that payment must be made in "Good Funds" by the due date or the payment will be considered delinquent and an additional charge shall be assessed.

DELIVERIES	Volume (AF)
Total Water Treated Delivered	9,954.1
Total Water Untreated Delivered	37,564.4

SALES	Type	Volume (AF)	Rate (\$ /AF)	Total (\$)
Full Service	Tier 1 Supply Rate	33,820.4	\$101.00	\$3,415,860.40
	System Access Rate	33,820.4	\$154.00	\$5,208,341.60
	Water Stewardship Rate	33,820.4	\$41.00	\$1,386,636.40
	System Power Rate	33,820.4	\$119.00	\$4,024,627.60
	Delta Supply Surcharge	33,820.4	\$69.00	\$2,333,607.60
	Treatment Surcharge	8,669.5	\$217.00	\$1,881,281.50
IAWP	Treated	1,352.6		\$831,849.00
	Untreated	105.2		\$43,763.20
SUBTOTAL				\$19,125,967.30

WATER MANAGEMENT	Volume (AF)	Total (\$)
Local Resource Programs	2,224.9	(\$332,310.90)
SUBTOTAL		(\$332,310.90)

EXCHANGES, WHEELING, AND OTHER DELIVERIES	Volume (AF)	Total (\$)
IID San Diego Exchange UnTreated	12,308.3	\$3,864,806.20
		\$3,864,806.20

OTHER CHARGES AND CREDITS	Rate (\$ /AF)	Total (\$)
Conservation Debit/Credit		\$150,970.23
SUBTOTAL		\$150,970.23

ADDITIONAL INFORMATION	Volume (AF)	Tier1 %	Peak Day	Flow (CFS)
Purchase Order Commitment (Jan 2003 to Dec 2012)	3,342,570.6			
Purchase Order Firm Delivery To Date (Jan 2003 to Dec 2012)	3,423,379.7			
Tier 1 Annual Limit (For Current Calendar Year)	543,778.4			
Tier 1 YTD Deliveries (For Current Calendar Year)	130,867.9	24.0		
Tier 1 Current Month Deliveries	33,820.4			
Capacity Charge			8/21/2007	1,296.0

INVOICE TOTAL	Volume AF	Amount Now Due
	37,503.1	\$22,809,432.83

Note: Amount Due is based on highlighted fields



MWD
 METROPOLITAN WATER DISTRICT OF SOUTHERN CALIFORNIA
 700 North Alameda Street
 Los Angeles, CA, 90012-2944

INVOICE DETAIL

NOTICE

The MWD Administrative Code Section 4507 and 4508 require that payment must be made in "Good Funds" by the due date or the payment will be considered delinquent and an additional charge shall be assessed.

IN ACCORDANCE WITH READINGS AND BILLING DATA LISTED BELOW

Agency Name	Invoice No.	Rev.	Bill Period	Page No.	Mailed On	Due On
San Diego County Water Authority	6724	0	June 2010	1 of 7	07-09-10	08-31-10

Meter No. CM-10

Treated	Constant	Previous Reading	Current Reading	Volume (Cu. Ft.)	Rate Desc.
Treated Domestic		0	0	0	Unbundled

--- ADJUSTMENT ---

	Rate Per AF	Volume AF	Amount
Jun 2010 oc to sd transfer	701.00	68.0	47,668.00
Adjustment Subtotal		68.0	47,668.00
CM-10 Total		68.0	47,668.00

Meter No. SD-01A

Treated Domestic	Constant	Previous Reading	Current Reading	Volume (Cu. Ft.)	Rate Desc.
Rainbow Cyn. Rd. e/o Frontage Rd.	1,000	25165942	25267630	101688000	Unbundled

--- DELIVERIES ---

	Rate Per AF	Volume AF	Amount
Tier 1 Supply Rate	101.00	2,334.4	235,774.40
System Access Rate	154.00	2,334.4	359,497.60
Water Stewardship Rate	41.00	2,334.4	95,710.40
System Power Rate	119.00	2,334.4	277,793.60
Treatment Surcharge	217.00	2,334.4	506,564.80
Delta Supply Surcharge	69.00	2,334.4	161,073.60
Delivery Subtotal		2,334.4	1,636,414.40
SD-01A Total		2,334.4	1,636,414.40

Meter No. SD-01B

Treated Domestic	Constant	Previous Reading	Current Reading	Volume (Cu. Ft.)	Rate Desc.
Rainbow Cyn. Rd. e/o Frontage Rd.	1,000	24701944	24803589	101645000	Unbundled

--- DELIVERIES ---

	Rate Per AF	Volume AF	Amount
Tier 1 Supply Rate	101.00	2,333.4	235,673.40
System Access Rate	154.00	2,333.4	359,343.60
Water Stewardship Rate	41.00	2,333.4	95,669.40
System Power Rate	119.00	2,333.4	277,674.60
Treatment Surcharge	217.00	2,333.4	506,347.80
Delta Supply Surcharge	69.00	2,333.4	161,004.60
Delivery Subtotal		2,333.4	1,635,713.40
SD-01B Total		2,333.4	1,635,713.40

Agency Name	Invoice No.	Rev.	Bill Period	Page No.	Mailed On	Due On
San Diego County Water Authority	6724	0	June 2010	2 of 7	07-09-10	08-31-10

Meter No SD-02

Treated Domestic	Constant	Previous Reading	Current Reading	Volume (Cu. Ft.)	Rate Desc.
w/o Rainbow Glen Rd.	100	24752871	24910563	15769200	Unbundled

--- DELIVERIES ---		Rate Per AF	Volume AF	Amount
Tier 1 Supply Rate		101.00	362.0	36,562.00
System Access Rate		154.00	362.0	55,748.00
Water Stewardship Rate		41.00	362.0	14,842.00
System Power Rate		119.00	362.0	43,078.00
Treatment Surcharge		217.00	362.0	78,554.00
Delta Supply Surcharge		69.00	362.0	24,978.00
Jun 2010, meter under 10% flow	Tier 1 Supply Rate	101.00	0.5	50.50
Jun 2010, meter under 10% flow	System Access Rate	154.00	0.5	77.00
Jun 2010, meter under 10% flow	Water Stewardship Rate	41.00	0.5	20.50
Jun 2010, meter under 10% flow	System Power Rate	119.00	0.5	59.50
Jun 2010, meter under 10% flow	Treatment Surcharge	217.00	0.5	108.50
Jun 2010, meter under 10% flow	Delta Supply Surcharge	69.00	0.5	34.50
Delivery Subtotal			362.5	254,112.50
SD-02 Total			362.5	254,112.50

Meter No SD-03

Untreated Domestic	Constant	Previous Reading	Current Reading	Volume (Cu. Ft.)	Rate Desc.
Rainbow Cyn. Rd. e/o Frontage Rd.	1,000	81357715	82075338	717623000	Unbundled

--- DELIVERIES ---		Rate Per AF	Volume AF	Amount
Tier 1 Supply Rate		101.00	16,474.4	1,663,914.40
System Access Rate		154.00	16,474.4	2,537,057.60
Water Stewardship Rate		41.00	16,474.4	675,450.40
System Power Rate		119.00	16,474.4	1,960,453.60
Delta Supply Surcharge		69.00	16,474.4	1,136,733.60
Delivery Subtotal			16,474.4	7,973,609.60
SD-03 Total			16,474.4	7,973,609.60

Meter No SD-05

Treated Domestic	Constant	Previous Reading	Current Reading	Volume (Cu. Ft.)	Rate Desc.
s/o Reche Rd. w/o Wilt Rd.	100	8979762	9071843	9208100	Unbundled

--- DELIVERIES ---		Rate Per AF	Volume AF	Amount
Tier 1 Supply Rate		101.00	211.4	21,351.40
System Access Rate		154.00	211.4	32,555.60
Water Stewardship Rate		41.00	211.4	8,667.40
System Power Rate		119.00	211.4	25,156.60
Treatment Surcharge		217.00	211.4	45,873.80
Delta Supply Surcharge		69.00	211.4	14,586.60
Delivery Subtotal			211.4	148,191.40
SD-05 Total			211.4	148,191.40

Meter No SD-07

Treated Domestic	Constant	Previous Reading	Current Reading	Volume (Cu. Ft.)	Rate Desc.
e/o Wilt Rd. n/o Dos Ninos Ave.	1,000	113860527	114034628	174101000	Unbundled

--- DELIVERIES ---		Rate Per AF	Volume AF	Amount
Tier 1 Supply Rate		101.00	3,996.8	403,676.80
System Access Rate		154.00	3,996.8	615,507.20
Water Stewardship Rate		41.00	3,996.8	163,868.80
System Power Rate		119.00	3,996.8	475,619.20
Treatment Surcharge		217.00	3,996.8	867,305.60

Agency Name	Invoice No.	Rev.	Bill Period	Page No.	Mailed On	Due On
San Diego County Water Authority	6724	0	June 2010	3 of 7	07-09-10	08-31-10

--- DELIVERIES ---

	Rate Per AF	Volume AF	Amount
Delta Supply Surcharge	69.00	3,996.8	275,779.20
Delivery Subtotal		3,996.8	2,801,756.80

--- ADJUSTMENT ---

	Rate Per AF	Volume AF	Amount
Apr 2010 adj basic to agr (Vista)	615.00	2.4	1,476.00
Apr 2010 adj basic to agr	701.00	-2.4	-1,682.40
May 2010 adj basic to agr (Carlsbad Municipal)	615.00	0.4	246.00
May 2010 adj basic to agr	701.00	-0.4	-280.40
May 2010 adj basic to agr (City of San Diego)	615.00	0.4	246.00
May 2010 adj basic to agr	701.00	-0.4	-280.40
May 2010 adj basic to agr (Olivenhain)	615.00	0.2	123.00
May 2010 adj basic to agr	701.00	-0.2	-140.20
May 2010 adj basic to agr (Padre Dam)	615.00	45.2	27,798.00
May 2010 adj basic to agr	701.00	-45.2	-31,685.20
May 2010 adj basic to agr (Ramona)	615.00	99.3	61,069.50
May 2010 adj basic to agr	701.00	-99.3	-69,609.30
May 2010 adj basic to agr (Fallbrook)	615.00	168.1	103,381.50
May 2010 adj basic to agr	701.00	-168.1	-117,838.10
May 2010 adj basic to agr (Rainbow)	615.00	240.9	148,153.50
May 2010 adj basic to agr	701.00	-240.9	-168,870.90
May 2010 adj basic to agr (Valley Center)	615.00	749.6	461,004.00
May 2010 adj basic to agr	701.00	-749.6	-525,469.60
Jun 2010 adj basic to agr (Vallecitos)	615.00	46.1	28,351.50
Jun 2010 adj basic to agr	701.00	-46.1	-32,316.10
Adjustment Subtotal		0.0	-116,323.60

SD-07 Total 3,996.8 2,685,433.20

Meter No SD-08

Treated Domestic	Constant	Previous Reading	Current Reading	Volume (Cu. Ft.)	Rate Desc
n/o Red Mtn. n/o Mission Rd.	100	36147246	36345792	19854600	Unbundled

--- DELIVERIES ---

	Rate Per AF	Volume AF	Amount
Tier 1 Supply Rate	101.00	455.8	46,035.80
System Access Rate	154.00	455.8	70,193.20
Water Stewardship Rate	41.00	455.8	18,687.80
System Power Rate	119.00	455.8	54,240.20
Treatment Surcharge	217.00	455.8	98,908.60
Delta Supply Surcharge	69.00	455.8	31,450.20
Delivery Subtotal		455.8	319,515.80

SD-08 Total 455.8 319,515.80

Meter No SD-09

Treated Domestic	Constant	Previous Reading	Current Reading	Volume (Cu. Ft.)	Rate Desc
w/o Rainbow Glen. Rd. n/o Red Mtn.	100	7389820	7503010	11319000	Unbundled

--- DELIVERIES ---

	Rate Per AF	Volume AF	Amount
Tier 1 Supply Rate	101.00	259.8	26,239.80
System Access Rate	154.00	259.8	40,009.20
Water Stewardship Rate	41.00	259.8	10,651.80
System Power Rate	119.00	259.8	30,916.20
Treatment Surcharge	217.00	259.8	56,376.60
Delta Supply Surcharge	69.00	259.8	17,926.20
Delivery Subtotal		259.8	182,119.80

SD-09 Total 259.8 182,119.80

Agency Name	Invoice No.	Rev.	Bill Period	Page No.	Mailed On	Due On
San Diego County Water Authority	6724	0	June 2010	4 of 7	07-09-10	08-31-10

Meter No SD-11

Untreated Domestic	Constant	Previous Reading	Current Reading	Volume (Cu. Ft.)	Rate Desc.
e/o Wilt Rd. n/o Dos Ninos Ave.	10,000	15456962	15548830	918680000	Unbundled

---	DELIVERIES ---	Rate Per AF	Volume AF	Amount
	Tier 1 Supply Rate	101.00	21,090.0	2,130,090.00
	System Access Rate	154.00	21,090.0	3,247,860.00
	Water Stewardship Rate	41.00	21,090.0	864,690.00
	System Power Rate	119.00	21,090.0	2,509,710.00
	Delta Supply Surcharge	69.00	21,090.0	1,455,210.00
	Delivery Subtotal		21,090.0	10,207,560.00

---	ADJUSTMENT ---	Rate Per AF	Volume AF	Amount
	Apr 2010 adj basic to agr (Poway)	416.00	1.1	457.60
	Apr 2010 adj basic to agr	484.00	-1.1	-532.40
	May 2010 adj basic to agr (Santa Fe Irrigation)	416.00	2.5	1,040.00
	May 2010 adj basic to agr	484.00	-2.5	-1,210.00
	May 2010 adj basic to agr (City of San Diego)	416.00	8.0	3,328.00
	May 2010 adj basic to agr	484.00	-8.0	-3,872.00
	May 2010 adj basic to agr (Olivenhain)	416.00	9.1	3,785.60
	May 2010 adj basic to agr	484.00	-9.1	-4,404.40
	May 2010 adj basic to agr (Escondido)	416.00	84.5	35,152.00
	May 2010 adj basic to agr	484.00	-84.5	-40,898.00
	Jun 2010 adj exch iid to sdcwa	484.00	-12,308.3	-5,957,217.20
	Jun 2010 adj exch iid to sdcwa (San Diego CWA)	314.00		3,864,806.20
	Adjustment Subtotal		-12,308.3	-2,099,564.60
	SD-11 Total		8,781.7	8,107,995.40

Meter No SD-DS1

Desalted	Constant	Previous Reading	Current Reading	Volume (Cu. Ft.)	Rate Desc.
Desalted		N/A	N/A	N/A	Unbundled

---	ADJUSTMENT ---	Rate Per AF	Volume AF	Amount
	Jun 2010 lppds contribution	50.00	464.9	-23,245.00
	Adjustment Subtotal		464.9	-23,245.00
	SD-DS1 Total		464.9	-23,245.00

Meter No SD-GRP1

Recovered	Constant	Previous Reading	Current Reading	Volume (Cu. Ft.)	Rate Desc.
Recovered Greenbelt		N/A	N/A	N/A	Unbundled

---	ADJUSTMENT ---	Rate Per AF	Volume AF	Amount
	Jun 2010 grp	721.00	275.9	198,923.90
	Jun 2010 grp	761.00		-209,959.90
	Adjustment Subtotal		275.9	-11,036.00
	SD-GRP1 Total		275.9	-11,036.00

Meter No SD-RCL1

Reclaimed	Constant	Previous Reading	Current Reading	Volume (Cu. Ft.)	Rate Desc.
Reclaimed		N/A	N/A	N/A	Unbundled

---	ADJUSTMENT ---	Rate Per AF	Volume AF	Amount
	Jun 2010 lrp contribution	250.00	51.4	-12,850.00
	Adjustment Subtotal		51.4	-12,850.00

Agency Name	Invoice No.	Rev.	Bill Period	Page No.	Mailed On	Due On
San Diego County Water Authority	6724	0	June 2010	5 of 7	07-09-10	08-31-10

SD-RCL1 Total	51.4	-12,850.00
----------------------	------	------------

Meter No SD-RCL10

Reclaimed	Constant	Previous Reading	Current Reading	Volume (Cu. Ft.)	Rate Desc
Reclaimed		N/A	N/A	N/A	Unbundled

--- ADJUSTMENT ---			Rate Per AF	Volume AF	Amount
May 2010 lrp contribution			250.00	397.8	-99,450.00
		Adjustment Subtotal		397.8	-99,450.00
		SD-RCL10 Total		397.8	-99,450.00

Meter No SD-RCL11

Reclaimed	Constant	Previous Reading	Current Reading	Volume (Cu. Ft.)	Rate Desc
Reclaimed		N/A	N/A	N/A	Unbundled

--- ADJUSTMENT ---			Rate Per AF	Volume AF	Amount
Jun 2010 contribution			185.00	72.7	-13,449.50
		Adjustment Subtotal		72.7	-13,449.50
		SD-RCL11 Total		72.7	-13,449.50

Meter No SD-RCL12

Reclaimed	Constant	Previous Reading	Current Reading	Volume (Cu. Ft.)	Rate Desc
Reclaimed		N/A	N/A	N/A	Unbundled

--- ADJUSTMENT ---			Rate Per AF	Volume AF	Amount
May 2010 lrp contribution			250.00	28.8	-7,200.00
		Adjustment Subtotal		28.8	-7,200.00
		SD-RCL12 Total		28.8	-7,200.00

Meter No SD-RCL13

Reclaimed	Constant	Previous Reading	Current Reading	Volume (Cu. Ft.)	Rate Desc
Reclaimed		N/A	N/A	N/A	Unbundled

--- ADJUSTMENT ---			Rate Per AF	Volume AF	Amount
Jun 2010 contribution			250.00	141.9	-35,475.00
		Adjustment Subtotal		141.9	-35,475.00
		SD-RCL13 Total		141.9	-35,475.00

Meter No SD-RCL15

Reclaimed	Constant	Previous Reading	Current Reading	Volume (Cu. Ft.)	Rate Desc
Reclaimed		N/A	N/A	N/A	Unbundled

--- ADJUSTMENT ---			Rate Per AF	Volume AF	Amount
May 2010 contribution			150.00	8.1	-1,215.00
		Adjustment Subtotal		8.1	-1,215.00
		SD-RCL15 Total		8.1	-1,215.00

Agency Name	Invoice No.	Rev.	Bill Period	Page No.	Mailed On	Due On
San Diego County Water Authority	6724	0	June 2010	6 of 7	07-09-10	08-31-10

Meter No SD-RCL16

Reclaimed	Constant	Previous Reading	Current Reading	Volume (Cu. Ft.)	Rate Desc.
Reclaimed		N/A	N/A	N/A	Unbundled

--- ADJUSTMENT ---			Rate Per AF	Volume AF	Amount
Jun 2010 contribution			250.00	47.5	-11,875.00
Adjustment Subtotal				47.5	-11,875.00
SD-RCL16 Total				47.5	-11,875.00

Meter No SD-RCL5

Reclaimed	Constant	Previous Reading	Current Reading	Volume (Cu. Ft.)	Rate Desc.
Reclaimed		N/A	N/A	N/A	Unbundled

--- ADJUSTMENT ---			Rate Per AF	Volume AF	Amount
Jun 2010 lppre			113.00	31.6	3,570.80
Jun 2010 lppre			267.00		-8,437.20
Adjustment Subtotal				31.6	-4,866.40
SD-RCL5 Total				31.6	-4,866.40

Meter No SD-RCL6

Reclaimed	Constant	Previous Reading	Current Reading	Volume (Cu. Ft.)	Rate Desc.
Reclaimed		N/A	N/A	N/A	Unbundled

--- ADJUSTMENT ---			Rate Per AF	Volume AF	Amount
May 2010 lrp contribution			185.00	288.8	-53,428.00
Adjustment Subtotal				288.8	-53,428.00
SD-RCL6 Total				288.8	-53,428.00

Meter No SD-RCL8

Reclaimed	Constant	Previous Reading	Current Reading	Volume (Cu. Ft.)	Rate Desc.
Reclaimed		N/A	N/A	N/A	Unbundled

--- ADJUSTMENT ---			Rate Per AF	Volume AF	Amount
May 2010 lrp contribution			139.00	384.4	-53,431.60
Adjustment Subtotal				384.4	-53,431.60
SD-RCL8 Total				384.4	-53,431.60

Meter No SD-RCL9

Reclaimed	Constant	Previous Reading	Current Reading	Volume (Cu. Ft.)	Rate Desc.
Reclaimed		N/A	N/A	N/A	Unbundled

--- ADJUSTMENT ---			Rate Per AF	Volume AF	Amount
Jun 2010 lppre			113.00	31.1	3,514.30
Jun 2010 lppre			267.00		-8,303.70
Adjustment Subtotal				31.1	-4,789.40
SD-RCL9 Total				31.1	-4,789.40

Agency Name	Invoice No.	Rev.	Bill Period	Page No.	Mailed On	Due On
San Diego County Water Authority	6724	0	June 2010	7 of 7	07-09-10	08-31-10

Meter No. SDTJ-01A

Treated Domestic	Constant	Previous Reading	Current Reading	Volume (Cu. Ft.)	Rate Desc.
San Diego-Tijuana	133.68	3393516	3393516	0	Unbundled

--- DELIVERIES ---

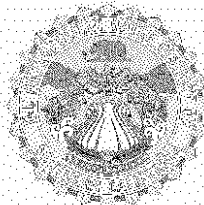
	Rate Per AF	Volume AF	Amount
Delivery Subtotal		0.0	0.00
SDTJ-01A Total		0.0	0.00

--- OTHER CHARGES AND CREDITS ---

	Amount
Conservation Ag # 66654	100.00
Conservation Ag # 78189	150,870.23

VOLUME TOTAL	INVOICE TOTAL
37,503.1	\$22,809,432.83

This invoice was printed on 7/8/2010 at 3:43:09PM

**MWD**

METROPOLITAN WATER DISTRICT OF SOUTHERN CALIFORNIA

700 North Alameda Street

Los Angeles, CA, 90012-2944

INVOICE**Billed To:**

San Diego County Water Authority

**Service Address**4677 Overland Avenue
San Diego, CA 92123-1233

July 2010	Page No. 1 of 1
Mailed: 08/10/2010	Due Date: 09/30/2010
Invoice Number: 6752	Revision: 0

NOTICE

The MWD Administrative Code Section 4507 and 4508 require that payment must be made in "Good Funds" by the due date or the payment will be considered delinquent and an additional charge shall be assessed.

DELIVERIES

	Volume (AF)
Total Water Treated Delivered	12,176.1
Total Water Untreated Delivered	36,201.0

SALES

	Type	Volume (AF)	Rate (\$ /AF)	Total (\$)
Full Service	Tier 1 Supply Rate	33,593.0	\$101.00	\$3,392,893.00
	System Access Rate	33,593.0	\$154.00	\$5,173,322.00
	Water Stewardship Rate	33,593.0	\$41.00	\$1,377,313.00
	System Power Rate	33,593.0	\$119.00	\$3,997,567.00
	Delta Supply Surcharge	33,593.0	\$69.00	\$2,317,917.00
	Treatment Surcharge	9,790.3	\$217.00	\$2,124,495.10
IAWP	Treated	2,462.4		\$1,514,376.00
	Untreated	90.0		\$37,440.00
SUBTOTAL				\$19,935,323.10

WATER MANAGEMENT

	Volume (AF)	Total (\$)
Local Resource Programs	3,171.7	(\$541,849.60)
SUBTOTAL		(\$541,849.60)

EXCHANGES, WHEELING, AND OTHER DELIVERIES

IID San Diego Exchange UnTreated	12,308.3	\$3,864,806.20
		\$3,864,806.20

OTHER CHARGES AND CREDITS

	Rate (\$ /AF)	
Conservation Debit/Credit	\$40,659.10	
SUBTOTAL		\$40,659.10

ADDITIONAL INFORMATION

	Volume (AF)	Tier1 %	Peak Day	Flow (CFS)
Purchase Order Commitment (Jan 2003 to Dec 2012)	3,342,570.6			
Purchase Order Firm Delivery To Date (Jan 2003 to Dec 2012)	3,456,972.7			
Tier 1 Annual Limit (For Current Calendar Year)	543,778.4			
Tier 1 YTD Deliveries (For Current Calendar Year)	164,460.9	30.0		
Tier 1 Current Month Deliveries	33,593.0			
Capacity Charge			8/21/2007	1,296.0

INVOICE TOTAL

Volume AF

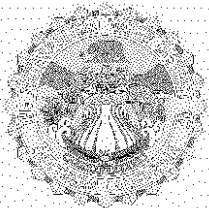
39,317.1

Amount Now Due

\$23,298,938.80

Note: Amount Due is based on highlighted fields

MWD2010-00275353



MWD

METROPOLITAN WATER DISTRICT OF SOUTHERN CALIFORNIA

700 North Alameda Street

Los Angeles, CA, 90012-2944

INVOICE DETAIL

NOTICE

The MWD Administrative Code Section 4507 and 4508 require that payment must be made in "Good Funds" by the due date or the payment will be considered delinquent and an additional charge shall be assessed.

IN ACCORDANCE WITH READINGS AND BILLING DATA LISTED BELOW

Agency Name	Invoice No.	Rev.	Bill Period	Page No.	Mailed On	Due On
San Diego County Water Authority	6752	0	July 2010	1 of 7	08-10-10	09-30-10

Meter No CM-10

Treated	Constant	Previous Reading	Current Reading	Volume (Cu. Ft.)	Rate Desc.
Treated Domestic		0	0	0	Unbundled

--- ADJUSTMENT ---

	Rate Per AF	Volume AF	Amount
Jul 2010 oc to sd transfer	701.00	76.6	53,696.60
Adjustment Subtotal		76.6	53,696.60
CM-10 Total		76.6	53,696.60

Meter No SD-01A

Treated Domestic	Constant	Previous Reading	Current Reading	Volume (Cu. Ft.)	Rate Desc.
Rainbow Cyn. Rd. e/o Frontage Rd.	1,000	25267630	25397740	130110000	Unbundled

--- DELIVERIES ---

	Rate Per AF	Volume AF	Amount
Tier 1 Supply Rate	101.00	2,986.9	301,676.90
System Access Rate	154.00	2,986.9	459,982.60
Water Stewardship Rate	41.00	2,986.9	122,462.90
System Power Rate	119.00	2,986.9	355,441.10
Treatment Surcharge	217.00	2,986.9	648,157.30
Delta Supply Surcharge	69.00	2,986.9	206,096.10
Delivery Subtotal		2,986.9	2,093,816.90
SD-01A Total		2,986.9	2,093,816.90

Meter No SD-01B

Treated Domestic	Constant	Previous Reading	Current Reading	Volume (Cu. Ft.)	Rate Desc.
Rainbow Cyn. Rd. e/o Frontage Rd.	1,000	24803589	24933213	129624000	Unbundled

--- DELIVERIES ---

	Rate Per AF	Volume AF	Amount
Tier 1 Supply Rate	101.00	2,975.8	300,555.80
System Access Rate	154.00	2,975.8	458,273.20
Water Stewardship Rate	41.00	2,975.8	122,007.80
System Power Rate	119.00	2,975.8	354,120.20
Treatment Surcharge	217.00	2,975.8	645,748.60
Delta Supply Surcharge	69.00	2,975.8	205,330.20
Delivery Subtotal		2,975.8	2,086,035.80
SD-01B Total		2,975.8	2,086,035.80

Agency Name	Invoice No.	Rev.	Bill Period	Page No.	Mailed On	Due On
San Diego County Water Authority	6752	0	July 2010	2 of 7	08-10-10	09-30-10

Meter No SD-02

Treated Domestic	Constant	Previous Reading	Current Reading	Volume (Cu. Ft.)	Rate Desc.
w/o Rainbow Glen Rd.	100	24910563	25075306	16474300	Unbundled

--- DELIVERIES ---	Rate Per AF	Volume AF	Amount
Tier 1 Supply Rate	101.00	378.2	38,198.20
System Access Rate	154.00	378.2	58,242.80
Water Stewardship Rate	41.00	378.2	15,506.20
System Power Rate	119.00	378.2	45,005.80
Treatment Surcharge	217.00	378.2	82,069.40
Delta Supply Surcharge	69.00	378.2	26,095.80
Delivery Subtotal		378.2	265,118.20
SD-02 Total		378.2	265,118.20

Meter No SD-03

Untreated Domestic	Constant	Previous Reading	Current Reading	Volume (Cu. Ft.)	Rate Desc.
Rainbow Cyn. Rd. e/o Frontage Rd.	1,000	82075338	82770596	695258000	Unbundled

--- DELIVERIES ---	Rate Per AF	Volume AF	Amount
Tier 1 Supply Rate	101.00	15,960.9	1,612,050.90
System Access Rate	154.00	15,960.9	2,457,978.60
Water Stewardship Rate	41.00	15,960.9	654,396.90
System Power Rate	119.00	15,960.9	1,899,347.10
Delta Supply Surcharge	69.00	15,960.9	1,101,302.10
Delivery Subtotal		15,960.9	7,725,075.60
SD-03 Total		15,960.9	7,725,075.60

Meter No SD-05

Treated Domestic	Constant	Previous Reading	Current Reading	Volume (Cu. Ft.)	Rate Desc.
s/o Reche Rd. w/o Wilt Rd.	100	9071843	9171438	9959500	Unbundled

--- DELIVERIES ---	Rate Per AF	Volume AF	Amount
Tier 1 Supply Rate	101.00	228.6	23,088.60
System Access Rate	154.00	228.6	35,204.40
Water Stewardship Rate	41.00	228.6	9,372.60
System Power Rate	119.00	228.6	27,203.40
Treatment Surcharge	217.00	228.6	49,606.20
Delta Supply Surcharge	69.00	228.6	15,773.40
Delivery Subtotal		228.6	160,248.60
SD-05 Total		228.6	160,248.60

Meter No SD-07

Treated Domestic	Constant	Previous Reading	Current Reading	Volume (Cu. Ft.)	Rate Desc.
e/o Wilt Rd. n/o Dos Ninos Ave.	1,000	114034628	114248447	213819000	Unbundled

--- DELIVERIES ---	Rate Per AF	Volume AF	Amount
Tier 1 Supply Rate	101.00	4,908.6	495,768.60
System Access Rate	154.00	4,908.6	755,924.40
Water Stewardship Rate	41.00	4,908.6	201,252.60
System Power Rate	119.00	4,908.6	584,123.40
Treatment Surcharge	217.00	4,908.6	1,065,166.20
Delta Supply Surcharge	69.00	4,908.6	338,693.40
Delivery Subtotal		4,908.6	3,440,928.60

--- ADJUSTMENT ---	Rate Per AF	Volume AF	Amount
May 2010 adj basic to agr (Vista)	615.00	2.5	1,537.50

Agency Name	Invoice No.	Rev.	Bill Period	Page No.	Mailed On	Due On
San Diego County Water Authority	6752	0	July 2010	3 of 7	08-10-10	09-30-10

--- ADJUSTMENT ---

	Rate Per AF	Volume AF	Amount
May 2010 adj basic to agr	701.00	-2.5	-1,752.50
May 2010 adj basic to agr (Rincon)	615.00	30.0	18,450.00
May 2010 adj basic to agr	701.00	-30.0	-21,030.00
Jun 2010 adj basic to agr (Carlsbad Municipal)	615.00	0.3	184.50
Jun 2010 adj basic to agr	701.00	-0.3	-210.30
Jun 2010 adj basic to agr (Santa Fe Irrigation)	615.00	4.3	2,644.50
Jun 2010 adj basic to agr	701.00	-4.3	-3,014.30
Jun 2010 adj basic to agr (City of San Diego)	615.00	0.6	369.00
Jun 2010 adj basic to agr	701.00	-0.6	-420.60
Jun 2010 adj basic to agr (Olivenhain)	615.00	2.5	1,537.50
Jun 2010 adj basic to agr	701.00	-2.5	-1,752.50
Jun 2010 adj basic to agr (Rincon)	615.00	33.2	20,418.00
Jun 2010 adj basic to agr	701.00	-33.2	-23,273.20
Jun 2010 adj basic to agr (Padre Dam)	615.00	90.7	55,780.50
Jun 2010 adj basic to agr	701.00	-90.7	-63,580.70
Jun 2010 adj basic to agr (Yuima)	615.00	188.0	115,620.00
Jun 2010 adj basic to agr	701.00	-188.0	-131,788.00
Jun 2010 adj basic to agr (Ramona)	615.00	194.8	119,802.00
Jun 2010 adj basic to agr	701.00	-194.8	-136,554.80
Jun 2010 adj basic to agr (Fallbrook)	615.00	238.2	146,493.00
Jun 2010 adj basic to agr	701.00	-238.2	-166,978.20
Jun 2010 adj basic to agr (Rainbow)	615.00	327.4	201,351.00
Jun 2010 adj basic to agr	701.00	-327.4	-229,507.40
Jun 2010 adj basic to agr (Valley Center)	615.00	930.5	572,257.50
Jun 2010 adj basic to agr	701.00	-930.5	-652,280.50
Jul 2010 adj basic to agr (Vallecitos)	615.00	66.8	41,082.00
Jul 2010 adj basic to agr	701.00	-66.8	-46,826.80
Jul 2010 adj basic to agr (Rainbow)	615.00	352.6	216,849.00
Jul 2010 adj basic to agr	701.00	-352.6	-247,172.60
Adjustment Subtotal		0.0	-211,766.40
SD-07 Total		4,908.6	3,229,162.20

Meter No SD-08

Treated Domestic	Constant	Previous Reading	Current Reading	Volume (Cu. Ft.)	Rate Desc.
n/o Red Mtn. n/o Mission Rd.	100	36345792	36531735	18594300	Unbundled

--- DELIVERIES ---

	Rate Per AF	Volume AF	Amount
Tier 1 Supply Rate	101.00	426.9	43,116.90
System Access Rate	154.00	426.9	65,742.60
Water Stewardship Rate	41.00	426.9	17,502.90
System Power Rate	119.00	426.9	50,801.10
Treatment Surcharge	217.00	426.9	92,637.30
Delta Supply Surcharge	69.00	426.9	29,456.10
Delivery Subtotal		426.9	299,256.90
SD-08 Total		426.9	299,256.90

Meter No SD-09

Treated Domestic	Constant	Previous Reading	Current Reading	Volume (Cu. Ft.)	Rate Desc.
w/o Rainbow Glen. Rd. n/o Red Mtn.	100	7503010	7621098	11808800	Unbundled

--- DELIVERIES ---

	Rate Per AF	Volume AF	Amount
Tier 1 Supply Rate	101.00	271.1	27,381.10
System Access Rate	154.00	271.1	41,749.40
Water Stewardship Rate	41.00	271.1	11,115.10
System Power Rate	119.00	271.1	32,260.90
Treatment Surcharge	217.00	271.1	58,828.70
Delta Supply Surcharge	69.00	271.1	18,705.90
Delivery Subtotal		271.1	190,041.10

Agency Name	Invoice No.	Rev.	Bill Period	Page No.	Mailed On	Due On
San Diego County Water Authority	6752	0	July 2010	4 of 7	08-10-10	09-30-10

SD-09 Total 271.1 190,041.10

Meter No SD-11

Untreated Domestic	Constant	Previous Reading	Current Reading	Volume (Cu. Ft.)	Rate Desc.
e/o Wilt Rd. n/o Dos Ninos Ave.	10,000	15548830	15636996	881660000	Unbundled

--- DELIVERIES ---

	Rate Per AF	Volume AF	Amount
Tier 1 Supply Rate	101.00	20,240.1	2,044,250.10
System Access Rate	154.00	20,240.1	3,116,975.40
Water Stewardship Rate	41.00	20,240.1	829,844.10
System Power Rate	119.00	20,240.1	2,408,571.90
Delta Supply Surcharge	69.00	20,240.1	1,396,566.90
Delivery Subtotal		20,240.1	9,796,208.40

--- ADJUSTMENT ---

	Rate Per AF	Volume AF	Amount
May 2010 adj basic to agr (Poway)	416.00	3.3	1,372.80
May 2010 adj basic to agr	484.00	-3.3	-1,597.20
Jun 2010 adj basic to agr (City of San Diego)	416.00	11.3	4,700.80
Jun 2010 adj basic to agr	484.00	-11.3	-5,469.20
Jun 2010 adj basic to agr (Olivenhain)	416.00	10.0	4,160.00
Jun 2010 adj basic to agr	484.00	-10.0	-4,840.00
Jun 2010 adj basic to agr (Escondido)	416.00	65.4	27,206.40
Jun 2010 adj basic to agr	484.00	-65.4	-31,653.60
Jul 2010 adj exch iid to sdcwa	484.00	-12,308.3	-5,957,217.20
Jul 2010 adj exch iid to sdcwa (San Diego CWA)	314.00		3,864,806.20
Adjustment Subtotal		-12,308.3	-2,098,531.00

SD-11 Total 7,931.8 7,697,677.40

Meter No SD-DS1

Desalted	Constant	Previous Reading	Current Reading	Volume (Cu. Ft.)	Rate Desc.
Desalted		N/A	N/A	N/A	Unbundled

--- ADJUSTMENT ---

	Rate Per AF	Volume AF	Amount
Nov 2009 lppds contribution voided	50.00	-219.7	10,985.00
Nov 2009 lppds contribution	50.00	221.8	-11,090.00
Jul 2010 lppds contribution	50.00	582.1	-29,105.00
Adjustment Subtotal		584.2	-29,210.00

SD-DS1 Total 584.2 -29,210.00

Meter No SD-GRP1

Recovered	Constant	Previous Reading	Current Reading	Volume (Cu. Ft.)	Rate Desc.
Recovered Greenbelt		N/A	N/A	N/A	Unbundled

--- ADJUSTMENT ---

	Rate Per AF	Volume AF	Amount
Jul 2010 grp	724.00	278.8	201,851.20
Jul 2010 grp	949.00		-264,581.20
Adjustment Subtotal		278.8	-62,730.00

SD-GRP1 Total 278.8 -62,730.00

Meter No SD-RCL1

Reclaimed	Constant	Previous Reading	Current Reading	Volume (Cu. Ft.)	Rate Desc.
Reclaimed		N/A	N/A	N/A	Unbundled

--- ADJUSTMENT ---

Rate Per AF Volume AF Amount

Agency Name	Invoice No.	Rev.	Bill Period	Page No.	Mailed On	Due On
San Diego County Water Authority	6752	0	July 2010	5 of 7	08-10-10	09-30-10

--- ADJUSTMENT ---

	Rate Per AF	Volume AF	Amount
Jul 2010 lrp contribution	250.00	54.4	-13,600.00
Adjustment Subtotal		54.4	-13,600.00
SD-RCL1 Total		54.4	-13,600.00

Meter No SD-RCL10

Reclaimed	Constant	Previous Reading	Current Reading	Volume (Cu. Ft.)	Rate Desc.
Reclaimed		N/A	N/A	N/A	Unbundled

--- ADJUSTMENT ---

	Rate Per AF	Volume AF	Amount
Jun 2010 lrp contribution	250.00	571.6	-142,900.00
Adjustment Subtotal		571.6	-142,900.00
SD-RCL10 Total		571.6	-142,900.00

Meter No SD-RCL12

Reclaimed	Constant	Previous Reading	Current Reading	Volume (Cu. Ft.)	Rate Desc.
Reclaimed		N/A	N/A	N/A	Unbundled

--- ADJUSTMENT ---

	Rate Per AF	Volume AF	Amount
Jun 2010 lrp contribution	250.00	75.2	-18,800.00
Jul 2010 lrp contribution	250.00	82.0	-20,500.00
Adjustment Subtotal		157.2	-39,300.00
SD-RCL12 Total		157.2	-39,300.00

Meter No SD-RCL13

Reclaimed	Constant	Previous Reading	Current Reading	Volume (Cu. Ft.)	Rate Desc.
Reclaimed		N/A	N/A	N/A	Unbundled

--- ADJUSTMENT ---

	Rate Per AF	Volume AF	Amount
Jul 2010 contribution	250.00	135.1	-33,775.00
Adjustment Subtotal		135.1	-33,775.00
SD-RCL13 Total		135.1	-33,775.00

Meter No SD-RCL15

Reclaimed	Constant	Previous Reading	Current Reading	Volume (Cu. Ft.)	Rate Desc.
Reclaimed		N/A	N/A	N/A	Unbundled

--- ADJUSTMENT ---

	Rate Per AF	Volume AF	Amount
Jun 2010 contribution	150.00	152.8	-22,920.00
Jul 2010 contribution	150.00	210.2	-31,530.00
Adjustment Subtotal		363.0	-54,450.00
SD-RCL15 Total		363.0	-54,450.00

Meter No SD-RCL5

Reclaimed	Constant	Previous Reading	Current Reading	Volume (Cu. Ft.)	Rate Desc.
		N/A	N/A	N/A	Unbundled

--- ADJUSTMENT ---

Rate Per AF	Volume AF	Amount
-------------	-----------	--------

Agency Name	Invoice No.	Rev.	Bill Period	Page No.	Mailed On	Due On
San Diego County Water Authority	6752	0	July 2010	6 of 7	08-10-10	09-30-10

--- ADJUSTMENT ---

	Rate Per AF	Volume AF	Amount
May 2010 lppre	113.00	16.3	1,841.90
May 2010 lppre	267.00		-4,352.10
Jun 2010 lppre	113.00	18.1	2,045.30
Jun 2010 lppre	267.00		-4,832.70
Adjustment Subtotal		34.4	-5,297.60
SD-RCL5 Total		34.4	-5,297.60

Meter No SD-RCL6

Reclaimed	Constant	Previous Reading	Current Reading	Volume (Cu. Ft.)	Rate Desc.
Reclaimed		N/A	N/A	N/A	Unbundled

--- ADJUSTMENT ---

	Rate Per AF	Volume AF	Amount
Jun 2010 lrp contribution	185.00	480.0	-88,800.00
Adjustment Subtotal		480.0	-88,800.00
SD-RCL6 Total		480.0	-88,800.00

Meter No SD-RCL8

Reclaimed	Constant	Previous Reading	Current Reading	Volume (Cu. Ft.)	Rate Desc.
Reclaimed		N/A	N/A	N/A	Unbundled

--- ADJUSTMENT ---

	Rate Per AF	Volume AF	Amount
Jun 2010 lrp contribution	139.00	481.0	-66,859.00
Adjustment Subtotal		481.0	-66,859.00
SD-RCL8 Total		481.0	-66,859.00

Meter No SD-RCL9

Reclaimed	Constant	Previous Reading	Current Reading	Volume (Cu. Ft.)	Rate Desc.
Reclaimed		N/A	N/A	N/A	Unbundled

--- ADJUSTMENT ---

	Rate Per AF	Volume AF	Amount
Jul 2010 lppre	267.00		-8,544.00
Jul 2010 lppre	113.00	32.0	3,616.00
Adjustment Subtotal		32.0	-4,928.00
SD-RCL9 Total		32.0	-4,928.00

Meter No SDTJ-01A

Treated Domestic	Constant	Previous Reading	Current Reading	Volume (Cu. Ft.)	Rate Desc.
San Diego-Tijuana	133.68	3393516	3393516	0	Unbundled

--- DELIVERIES ---

	Rate Per AF	Volume AF	Amount
Delivery Subtotal		0.0	0.00
SDTJ-01A Total		0.0	0.00


--- OTHER CHARGES AND CREDITS ---

	Amount
Conservation Ag # 66654	9,381.73
Conservation Ag # 78189	31,277.37

Agency Name	Invoice No.	Rev.	Bill Period	Page No.	Mailed On	Due On
San Diego County Water Authority	6752	0	July 2010	7 of 7	08-10-10	09-30-10

VOLUME TOTAL	INVOICE TOTAL
39,317.1	\$23,298,938.80

This invoice was printed on 8/9/2010 at 2:25:55PM



MWD
 METROPOLITAN WATER DISTRICT OF SOUTHERN CALIFORNIA
 700 North Alameda Street
 Los Angeles, CA, 90012-2944

INVOICE

Billed To:
 San Diego County Water Authority



Service Address
 4677 Overland Avenue
 San Diego, CA 92123-1233

August 2010	Page No. 1 of 1
Mailed: 09/10/2010	Due Date: 10/29/2010
Invoice Number: 6780	Revision: 0

NOTICE

The MWD Administrative Code Section 4507 and 4508 require that payment must be made in "Good Funds" by the due date or the payment will be considered delinquent and an additional charge shall be assessed.

DELIVERIES	Volume (AF)
Total Water Treated Delivered	13,005.6
Total Water Untreated Delivered	35,872.2

SALES	Type	Volume (AF)	Rate (\$ /AF)	Total (\$)
Full Service	Tier 1 Supply Rate	34,619.6	\$101.00	\$3,496,579.60
	System Access Rate	34,619.6	\$154.00	\$5,331,418.40
	Water Stewardship Rate	34,619.6	\$41.00	\$1,419,403.60
	System Power Rate	34,619.6	\$119.00	\$4,119,732.40
	Delta Supply Surcharge	34,619.6	\$69.00	\$2,388,752.40
	Treatment Surcharge	11,178.9	\$217.00	\$2,425,821.30
Adjust Full Service Prior Rates				
Certification(s) for 200909 to 200912 for Domestic	Untreated	36.5	\$484.00	\$17,666.00
Certification(s) for 200901 to 200908 for Domestic	Untreated	0.3	\$412.00	\$123.60
IAWP	Treated	1,899.7		\$1,168,315.50
	Untreated	86.3		\$36,732.00
SUBTOTAL				\$20,404,544.80

WATER MANAGEMENT	Volume (AF)	Total (\$)
Local Resource Programs	3,121.1	(\$666,041.20)
SUBTOTAL		(\$666,041.20)

EXCHANGES, WHEELING, AND OTHER DELIVERIES	Volume (AF)	Total (\$)
IID San Diego Exchange UnTreated	12,308.4	\$3,864,837.60
		\$3,864,837.60

OTHER CHARGES AND CREDITS	Rate (\$ /AF)	Total (\$)
Conservation Debit/Credit		\$9,601.72
SUBTOTAL		\$9,601.72

ADDITIONAL INFORMATION	Volume (AF)	Tier1 %	Peak Day	Flow (CFS)
Purchase Order Commitment (Jan 2003 to Dec 2012)	3,342,570.6			
Purchase Order Firm Delivery To Date (Jan 2003 to Dec 2012)	3,491,629.1			
Tier 1 Annual Limit (For Current Calendar Year)	543,778.4			
Tier 1 YTD Deliveries (For Current Calendar Year)	199,080.5	37.0		
Tier 1 Current Month Deliveries	34,619.6			
Capacity Charge			8/21/2007	1,296.0

INVOICE TOTAL	Volume AF	Amount Now Due
	39,763.5	\$23,612,942.92

Note: Amount Due is based on highlighted fields



MWD
 METROPOLITAN WATER DISTRICT OF SOUTHERN CALIFORNIA
 700 North Alameda Street
 Los Angeles, CA, 90012-2944

INVOICE DETAIL

NOTICE

The MWD Administrative Code Section 4507 and 4508 require that payment must be made in "Good Funds" by the due date or the payment will be considered delinquent and an additional charge shall be assessed.

IN ACCORDANCE WITH READINGS AND BILLING DATA LISTED BELOW

Agency Name	Invoice No.	Rev.	Bill Period	Page No.	Mailed On	Due On
San Diego County Water Authority	6780	0	August 2010	1 of 7	09-10-10	10-29-10

Meter No. CM-10

Treated	Constant	Previous Reading	Current Reading	Volume (Cu. Ft.)	Rate Desc.
Treated Domestic		0	0	0	Unbundled

--- ADJUSTMENT ---

	Rate Per AF	Volume AF	Amount
Aug 2010 oc to sd transfer	701.00	73.0	51,173.00
Adjustment Subtotal		73.0	51,173.00
CM-10 Total		73.0	51,173.00

Meter No. SD-01A

Treated Domestic	Constant	Previous Reading	Current Reading	Volume (Cu. Ft.)	Rate Desc.
Rainbow Cyn. Rd. e/o Frontage Rd.	1,000	25397740	25535245	137505000	Unbundled

--- DELIVERIES ---

	Rate Per AF	Volume AF	Amount
Tier 1 Supply Rate	101.00	3,156.7	318,826.70
System Access Rate	154.00	3,156.7	486,131.80
Water Stewardship Rate	41.00	3,156.7	129,424.70
System Power Rate	119.00	3,156.7	375,647.30
Treatment Surcharge	217.00	3,156.7	685,003.90
Delta Supply Surcharge	69.00	3,156.7	217,812.30
Delivery Subtotal		3,156.7	2,212,846.70
SD-01A Total		3,156.7	2,212,846.70

Meter No. SD-01B

Treated Domestic	Constant	Previous Reading	Current Reading	Volume (Cu. Ft.)	Rate Desc.
Rainbow Cyn. Rd. e/o Frontage Rd.	1,000	24933213	25070249	137036000	Unbundled

--- DELIVERIES ---

	Rate Per AF	Volume AF	Amount
Tier 1 Supply Rate	101.00	3,145.9	317,735.90
System Access Rate	154.00	3,145.9	484,468.60
Water Stewardship Rate	41.00	3,145.9	128,981.90
System Power Rate	119.00	3,145.9	374,362.10
Treatment Surcharge	217.00	3,145.9	682,660.30
Delta Supply Surcharge	69.00	3,145.9	217,067.10
Delivery Subtotal		3,145.9	2,205,275.90
SD-01B Total		3,145.9	2,205,275.90

Agency Name	Invoice No.	Rev.	Bill Period	Page No.	Mailed On	Due On
San Diego County Water Authority	6780	0	August 2010	2 of 7	09-10-10	10-29-10

Meter No SD-02

Treated Domestic	Constant	Previous Reading	Current Reading	Volume (Cu. Ft.)	Rate Desc.
w/o Rainbow Glen Rd.	100	25075306	25262754	18744800	Unbundled

--- DELIVERIES ---		Rate Per AF	Volume AF	Amount
Tier 1 Supply Rate		101.00	430.3	43,460.30
System Access Rate		154.00	430.3	66,266.20
Water Stewardship Rate		41.00	430.3	17,642.30
System Power Rate		119.00	430.3	51,205.70
Treatment Surcharge		217.00	430.3	93,375.10
Delta Supply Surcharge		69.00	430.3	29,690.70
Aug 2010, meter under 10% flow	Tier 1 Supply Rate	101.00	0.2	20.20
Aug 2010, meter under 10% flow	System Access Rate	154.00	0.2	30.80
Aug 2010, meter under 10% flow	Water Stewardship Rate	41.00	0.2	8.20
Aug 2010, meter under 10% flow	System Power Rate	119.00	0.2	23.80
Aug 2010, meter under 10% flow	Treatment Surcharge	217.00	0.2	43.40
Aug 2010, meter under 10% flow	Delta Supply Surcharge	69.00	0.2	13.80
Delivery Subtotal			430.5	301,780.50
SD-02 Total			430.5	301,780.50

Meter No SD-03

Untreated Domestic	Constant	Previous Reading	Current Reading	Volume (Cu. Ft.)	Rate Desc.
Rainbow Cyn. Rd. e/o Frontage Rd.	1,000	82770596	83438259	667663000	Unbundled

--- DELIVERIES ---		Rate Per AF	Volume AF	Amount
Tier 1 Supply Rate		101.00	15,327.4	1,548,067.40
System Access Rate		154.00	15,327.4	2,360,419.60
Water Stewardship Rate		41.00	15,327.4	628,423.40
System Power Rate		119.00	15,327.4	1,823,960.60
Delta Supply Surcharge		69.00	15,327.4	1,057,590.60
Delivery Subtotal			15,327.4	7,418,461.60
SD-03 Total			15,327.4	7,418,461.60

Meter No SD-05

Treated Domestic	Constant	Previous Reading	Current Reading	Volume (Cu. Ft.)	Rate Desc.
s/o Reche Rd. w/o Wilt Rd.	100	9171438	9285206	11376800	Unbundled

--- DELIVERIES ---		Rate Per AF	Volume AF	Amount
Tier 1 Supply Rate		101.00	261.2	26,381.20
System Access Rate		154.00	261.2	40,224.80
Water Stewardship Rate		41.00	261.2	10,709.20
System Power Rate		119.00	261.2	31,082.80
Treatment Surcharge		217.00	261.2	56,680.40
Delta Supply Surcharge		69.00	261.2	18,022.80
Delivery Subtotal			261.2	183,101.20
SD-05 Total			261.2	183,101.20

Meter No SD-07

Treated Domestic	Constant	Previous Reading	Current Reading	Volume (Cu. Ft.)	Rate Desc.
e/o Wilt Rd. n/o Dos Ninos Ave.	1,000	114248447	114481501	233054000	Unbundled

--- DELIVERIES ---		Rate Per AF	Volume AF	Amount
Tier 1 Supply Rate		101.00	5,350.2	540,370.20
System Access Rate		154.00	5,350.2	823,930.80
Water Stewardship Rate		41.00	5,350.2	219,358.20
System Power Rate		119.00	5,350.2	636,673.80
Treatment Surcharge		217.00	5,350.2	1,160,993.40

Agency Name	Invoice No.	Rev.	Bill Period	Page No.	Mailed On	Due On
San Diego County Water Authority	6780	0	August 2010	3 of 7	09-10-10	10-29-10

--- DELIVERIES ---

	Rate Per AF	Volume AF	Amount
Delta Supply Surcharge	69.00	5,350.2	369,163.80
Delivery Subtotal		5,350.2	3,750,490.20

--- ADJUSTMENT ---

	Rate Per AF	Volume AF	Amount
Jun 2010 adj basic to agr (Vista)	615.00	3.2	1,968.00
Jun 2010 adj basic to agr	701.00	-3.2	-2,243.20
Jul 2010 adj basic to agr (Carlsbad Municipal)	615.00	0.4	246.00
Jul 2010 adj basic to agr	701.00	-0.4	-280.40
Jul 2010 adj basic to agr (Olivenhain)	615.00	1.4	861.00
Jul 2010 adj basic to agr	701.00	-1.4	-981.40
Jul 2010 adj basic to agr (Padre Dam)	615.00	85.4	52,521.00
Jul 2010 adj basic to agr	701.00	-85.4	-59,865.40
Jul 2010 adj basic to agr (Ramona)	615.00	215.8	132,717.00
Jul 2010 adj basic to agr	701.00	-215.8	-151,275.80
Jul 2010 adj basic to agr (Fallbrook)	615.00	260.9	160,453.50
Jul 2010 adj basic to agr	701.00	-260.9	-182,890.90
Jul 2010 adj basic to agr (Yuima)	615.00	264.8	162,852.00
Jul 2010 adj basic to agr	701.00	-264.8	-185,824.80
Jul 2010 adj basic to agr (Valley Center)	615.00	1,066.8	656,082.00
Jul 2010 adj basic to agr	701.00	-1,066.8	-747,826.80
Jul 2010 adj basic to agr (City of San Diego)	615.00	1.0	615.00
Jul 2010 adj basic to agr	701.00	-1.0	-701.00
Adjustment Subtotal		0.0	-163,374.20

SD-07 Total	5,350.2	3,587,116.00
--------------------	----------------	---------------------

Meter No SD-08

Treated Domestic	Constant	Previous Reading	Current Reading	Volume (Cu. Ft.)	Rate Desc.
n/o Red Mtn. n/o Mission Rd.	100	36531735	36725234	19349900	Unbundled

--- DELIVERIES ---

	Rate Per AF	Volume AF	Amount
Tier 1 Supply Rate	101.00	444.2	44,864.20
System Access Rate	154.00	444.2	68,406.80
Water Stewardship Rate	41.00	444.2	18,212.20
System Power Rate	119.00	444.2	52,859.80
Treatment Surcharge	217.00	444.2	96,391.40
Delta Supply Surcharge	69.00	444.2	30,649.80
Delivery Subtotal		444.2	311,384.20

SD-08 Total	444.2	311,384.20
--------------------	--------------	-------------------

Meter No SD-09

Treated Domestic	Constant	Previous Reading	Current Reading	Volume (Cu. Ft.)	Rate Desc.
w/o Rainbow Glen. Rd. n/o Red Mtn.	100	7621098	7715576	9447800	Unbundled

--- DELIVERIES ---

	Rate Per AF	Volume AF	Amount
Tier 1 Supply Rate	101.00	216.9	21,906.90
System Access Rate	154.00	216.9	33,402.60
Water Stewardship Rate	41.00	216.9	8,892.90
System Power Rate	119.00	216.9	25,811.10
Treatment Surcharge	217.00	216.9	47,067.30
Delta Supply Surcharge	69.00	216.9	14,966.10
Delivery Subtotal		216.9	152,046.90

SD-09 Total	216.9	152,046.90
--------------------	--------------	-------------------

Meter No SD-11

Untreated Domestic	Constant	Previous Reading	Current Reading	Volume (Cu. Ft.)	Rate Desc.
e/o Wilt Rd. n/o Dos Ninos Ave.	10,000	15636996	15726489	894930000	Unbundled

Agency Name	Invoice No.	Rev.	Bill Period	Page No.	Mailed On	Due On
San Diego County Water Authority	6780	0	August 2010	4 of 7	09-10-10	10-29-10

--- DELIVERIES ---

	Rate Per AF	Volume AF	Amount
Tier 1 Supply Rate	101.00	20,544.8	2,075,024.80
System Access Rate	154.00	20,544.8	3,163,899.20
Water Stewardship Rate	41.00	20,544.8	842,336.80
System Power Rate	119.00	20,544.8	2,444,831.20
Delta Supply Surcharge	69.00	20,544.8	1,417,591.20
Delivery Subtotal		20,544.8	9,943,683.20

--- ADJUSTMENT ---

	Rate Per AF	Volume AF	Amount
Jan 2009 adj basic to agr (Escondido)	322.00	68.6	22,089.20
Jan 2009 adj basic to agr	412.00	-68.6	-28,263.20
Jan 2009 adj basic to agr voided	412.00	68.4	28,180.80
Jan 2009 adj basic to agr voided (Escondido)	322.00	-68.4	-22,024.80
Feb 2009 adj basic to agr (Escondido)	322.00	29.0	9,338.00
Feb 2009 adj basic to agr	412.00	-29.0	-11,948.00
Feb 2009 adj basic to agr voided (Escondido)	322.00	-28.8	-9,273.60
Feb 2009 adj basic to agr voided	412.00	28.8	11,865.60
Mar 2009 adj basic to agr (Escondido)	322.00	80.0	25,760.00
Mar 2009 adj basic to agr	412.00	-80.0	-32,960.00
Mar 2009 adj basic to agr voided (Escondido)	322.00	-79.8	-25,695.60
Mar 2009 adj basic to agr voided	412.00	79.8	32,877.60
Apr 2009 adj basic to agr (Escondido)	322.00	158.9	51,165.80
Apr 2009 adj basic to agr	412.00	-158.9	-65,466.80
Apr 2009 adj basic to agr voided (Escondido)	322.00	-159.3	-51,294.60
Apr 2009 adj basic to agr voided	412.00	159.3	65,631.60
May 2009 adj basic to agr (Escondido)	322.00	112.7	36,289.40
May 2009 adj basic to agr	412.00	-112.7	-46,432.40
May 2009 adj basic to agr voided (Escondido)	322.00	-112.8	-36,321.60
May 2009 adj basic to agr voided	412.00	112.8	46,473.60
Jun 2009 adj basic to agr (Escondido)	322.00	58.6	18,869.20
Jun 2009 adj basic to agr	412.00	-58.6	-24,143.20
Jun 2009 adj basic to agr voided (Escondido)	322.00	-58.7	-18,901.40
Jun 2009 adj basic to agr voided	412.00	58.7	24,184.40
Jul 2009 adj basic to agr (Escondido)	322.00	135.9	43,759.80
Jul 2009 adj basic to agr	412.00	-135.9	-55,990.80
Jul 2009 adj basic to agr voided	412.00	136.1	56,073.20
Jul 2009 adj basic to agr voided (Escondido)	322.00	-136.1	-43,824.20
Aug 2009 adj basic to agr (Escondido)	322.00	184.9	59,537.80
Aug 2009 adj basic to agr	412.00	-184.9	-76,178.80
Aug 2009 adj basic to agr voided (Escondido)	322.00	-185.0	-59,570.00
Aug 2009 adj basic to agr voided	412.00	185.0	76,220.00
Sep 2009 adj basic to agr (Escondido)	394.00	252.8	99,603.20
Sep 2009 adj basic to agr	484.00	-252.8	-122,355.20
Sep 2009 adj basic to agr voided (Escondido)	394.00	-253.2	-99,760.80
Sep 2009 adj basic to agr voided	484.00	253.2	122,548.80
Oct 2009 adj basic to agr (Escondido)	394.00	161.2	63,512.80
Oct 2009 adj basic to agr	484.00	-161.2	-78,020.80
Oct 2009 adj basic to agr voided (Escondido)	394.00	-161.3	-63,552.20
Oct 2009 adj basic to agr voided	484.00	161.3	78,069.20
Nov 2009 adj basic to agr (Escondido)	394.00	121.3	47,792.20
Nov 2009 adj basic to agr	484.00	-121.3	-58,709.20
Nov 2009 adj basic to agr voided (Escondido)	394.00	-157.2	-61,936.80
Nov 2009 adj basic to agr voided	484.00	157.2	76,084.80
Dec 2009 adj basic to agr (Escondido)	394.00	31.3	12,332.20
Dec 2009 adj basic to agr	484.00	-31.3	-15,149.20
Dec 2009 adj basic to agr voided (Escondido)	394.00	-31.4	-12,371.60
Dec 2009 adj basic to agr voided	484.00	31.4	15,197.60
Jun 2010 adj basic to agr (Vista)	416.00	0.2	83.20
Jun 2010 adj basic to agr	484.00	-0.2	-96.80
Jun 2010 adj basic to agr (Poway)	416.00	4.8	1,996.80
Jun 2010 adj basic to agr	484.00	-4.8	-2,323.20
Jul 2010 adj basic to agr (Santa Fe Irrigation)	416.00	3.2	1,331.20
Jul 2010 adj basic to agr	484.00	-3.2	-1,548.80
Jul 2010 adj basic to agr (Olivenhain)	416.00	16.6	6,905.60
Jul 2010 adj basic to agr	484.00	-16.6	-8,034.40
Jul 2010 adj basic to agr (Escondido)	416.00	84.8	35,276.80
Jul 2010 adj basic to agr	484.00	-84.8	-41,043.20

Agency Name	Invoice No.	Rev.	Bill Period	Page No.	Mailed On	Due On
San Diego County Water Authority	6780	0	August 2010	5 of 7	09-10-10	10-29-10

--- ADJUSTMENT ---

	Rate Per AF	Volume AF	Amount
Jul 2010 adj basic to agr (City of San Diego)	416.00	13.5	5,616.00
Jul 2010 adj basic to agr	484.00	-13.5	-6,534.00
Aug 2010 adj exch iid to sdcwa	484.00	-12,308.4	-5,957,265.60
Aug 2010 adj exch iid to sdcwa (San Diego CWA)	314.00		3,864,837.60
Adjustment Subtotal		-12,308.4	-2,097,486.80
SD-11 Total		8,236.4	7,846,196.40

Meter No SD-DS1

Desalted	Constant	Previous Reading	Current Reading	Volume (Cu. Ft.)	Rate Desc.
Desalted		N/A	N/A	N/A	Unbundled

--- ADJUSTMENT ---

	Rate Per AF	Volume AF	Amount
Jul 2010 lppds contribution voided	50.00	-582.1	-29,105.00
Jul 2010 lppds contribution	225.00	582.1	-130,972.50
Aug 2010 lppds contribution	225.00	532.1	-119,722.50
Adjustment Subtotal		532.1	-221,590.00
SD-DS1 Total		532.1	-221,590.00

Meter No SD-GRP1

Recovered	Constant	Previous Reading	Current Reading	Volume (Cu. Ft.)	Rate Desc.
Recovered Greenbelt		N/A	N/A	N/A	Unbundled

--- ADJUSTMENT ---

	Rate Per AF	Volume AF	Amount
Aug 2010 grp	724.00	289.0	209,236.00
Aug 2010 grp	949.00		-274,261.00
Adjustment Subtotal		289.0	-65,025.00
SD-GRP1 Total		289.0	-65,025.00

Meter No SD-RCL1

Reclaimed	Constant	Previous Reading	Current Reading	Volume (Cu. Ft.)	Rate Desc.
Reclaimed		N/A	N/A	N/A	Unbundled

--- ADJUSTMENT ---

	Rate Per AF	Volume AF	Amount
Aug 2010 lrp contribution	250.00	64.2	-16,050.00
Adjustment Subtotal		64.2	-16,050.00
SD-RCL1 Total		64.2	-16,050.00

Meter No SD-RCL10

Reclaimed	Constant	Previous Reading	Current Reading	Volume (Cu. Ft.)	Rate Desc.
Reclaimed		N/A	N/A	N/A	Unbundled

--- ADJUSTMENT ---

	Rate Per AF	Volume AF	Amount
Jul 2010 lrp contribution	250.00	616.5	-154,125.00
Adjustment Subtotal		616.5	-154,125.00
SD-RCL10 Total		616.5	-154,125.00

Agency Name	Invoice No.	Rev.	Bill Period	Page No.	Mailed On	Due On
San Diego County Water Authority	6780	0	August 2010	6 of 7	09-10-10	10-29-10

Meter No SD-RCL11

Reclaimed	Constant	Previous Reading	Current Reading	Volume (Cu. Ft.)	Rate Desc.
Reclaimed		N/A	N/A	N/A	Unbundled

--- ADJUSTMENT ---		Rate Per AF	Volume AF	Amount
Jul 2010 contribution		84.00	63.0	-5,292.00
Aug 2010 contribution		84.00	73.6	-6,182.40
Adjustment Subtotal			136.6	-11,474.40
SD-RCL11 Total			136.6	-11,474.40

Meter No SD-RCL13

Reclaimed	Constant	Previous Reading	Current Reading	Volume (Cu. Ft.)	Rate Desc.
Reclaimed		N/A	N/A	N/A	Unbundled

--- ADJUSTMENT ---		Rate Per AF	Volume AF	Amount
Aug 2010 contribution		250.00	148.0	-37,000.00
Adjustment Subtotal			148.0	-37,000.00
SD-RCL13 Total			148.0	-37,000.00

Meter No SD-RCL14

Reclaimed	Constant	Previous Reading	Current Reading	Volume (Cu. Ft.)	Rate Desc.
Reclaimed		N/A	N/A	N/A	Unbundled

--- ADJUSTMENT ---		Rate Per AF	Volume AF	Amount
Aug 2010 contribution		15.00	262.3	-3,934.50
Adjustment Subtotal			262.3	-3,934.50
SD-RCL14 Total			262.3	-3,934.50

Meter No SD-RCL5

Reclaimed	Constant	Previous Reading	Current Reading	Volume (Cu. Ft.)	Rate Desc.
		N/A	N/A	N/A	Unbundled

--- ADJUSTMENT ---		Rate Per AF	Volume AF	Amount
May 2010 lppre voided		113.00	-2.8	-316.40
May 2010 lppre voided		267.00		747.60
Jun 2010 lppre voided		113.00	-31.6	-3,570.80
Jun 2010 lppre voided		267.00		8,437.20
Adjustment Subtotal			-34.4	5,297.60
SD-RCL5 Total			-34.4	5,297.60

Meter No SD-RCL6

Reclaimed	Constant	Previous Reading	Current Reading	Volume (Cu. Ft.)	Rate Desc.
Reclaimed		N/A	N/A	N/A	Unbundled

--- ADJUSTMENT ---		Rate Per AF	Volume AF	Amount
Jul 2010 lrp contribution		185.00	584.7	-108,169.50
Adjustment Subtotal			584.7	-108,169.50
SD-RCL6 Total			584.7	-108,169.50

Agency Name	Invoice No.	Rev.	Bill Period	Page No.	Mailed On	Due On
San Diego County Water Authority	6780	0	August 2010	7 of 7	09-10-10	10-29-10

Meter No SD-RCL8

Reclaimed	Constant	Previous Reading	Current Reading	Volume (Cu. Ft.)	Rate Desc.
Reclaimed		N/A	N/A	N/A	Unbundled

--- ADJUSTMENT ---

	Rate Per AF	Volume AF	Amount
Jul 2010 lrp contribution	100.00	489.5	-48,950.00
Adjustment Subtotal		489.5	-48,950.00
SD-RCL8 Total		489.5	-48,950.00

Meter No SD-RCL9

Reclaimed	Constant	Previous Reading	Current Reading	Volume (Cu. Ft.)	Rate Desc.
		N/A	N/A	N/A	Unbundled

--- ADJUSTMENT ---

	Rate Per AF	Volume AF	Amount
Aug 2010 lppre	113.00	32.6	3,683.80
Aug 2010 lppre	267.00		-8,704.20
Adjustment Subtotal		32.6	-5,020.40
SD-RCL9 Total		32.6	-5,020.40

Meter No SDTJ-01A

Treated Domestic	Constant	Previous Reading	Current Reading	Volume (Cu. Ft.)	Rate Desc.
San Diego-Tijuana	133.68	3393516	3393516	0	Unbundled

--- DELIVERIES ---


	Rate Per AF	Volume AF	Amount
Delivery Subtotal		0.0	0.00
SDTJ-01A Total		0.0	0.00

--- OTHER CHARGES AND CREDITS ---

	Amount
Conservation Ag # 78189	20,262.13
Conservation Ag # ECP11-2006	-6,513.52
Conservation Ag # ECP24-2007	-4,146.89

VOLUME TOTAL	INVOICE TOTAL
39,763.5	\$23,612,942.92

This invoice was printed on 9/9/2010 at 1:57:45PM



MWD
 METROPOLITAN WATER DISTRICT OF SOUTHERN CALIFORNIA
 700 North Alameda Street
 Los Angeles, CA, 90012-2944

INVOICE

Billed To:
 San Diego County Water Authority



Service Address
 4677 Overland Avenue
 San Diego, CA 92123-1233

September 2010	Page No. 1 of 2
Mailed: 10/08/2010	Due Date: 11/30/2010
Invoice Number: 6808	Revision: 0

NOTICE

The MWD Administrative Code Section 4507 and 4508 require that payment must be made in "Good Funds" by the due date or the payment will be considered delinquent and an additional charge shall be assessed.

DELIVERIES	Volume (AF)
Total Water Treated Delivered	13,730.2
Total Water Untreated Delivered	30,939.2

SALES	Type	Volume (AF)	Rate (\$ /AF)	Total (\$)
Full Service	Tier 1 Supply Rate	29,560.7	\$101.00	\$2,985,630.70
	System Access Rate	29,560.7	\$154.00	\$4,552,347.80
	Water Stewardship Rate	29,560.7	\$41.00	\$1,211,988.70
	System Power Rate	29,560.7	\$119.00	\$3,517,723.30
	Delta Supply Surcharge	29,560.7	\$69.00	\$2,039,688.30
	Treatment Surcharge	11,061.5	\$217.00	\$2,400,345.50
Adjust Full Service Prior Rates				
Certification(s) for 200909 to 200912 for Domestic	Treated	-23.5	\$701.00	(\$16,473.50)
Certification(s) for 200901 to 200908 for Domestic	Treated	-111.2	\$579.00	(\$64,384.80)
IAWP	Treated	2,870.7		\$1,748,142.50
	Untreated	131.7		\$54,787.20
SUBTOTAL				\$18,429,795.70

WATER MANAGEMENT	Volume (AF)	Total (\$)
Local Resource Programs	2,768.0	(\$383,543.00)
SUBTOTAL		(\$383,543.00)

EXCHANGES, WHEELING, AND OTHER DELIVERIES	Volume (AF)	Total (\$)
IID San Diego Exchange UnTreated	12,308.3	\$3,864,806.20
		\$3,864,806.20

OTHER CHARGES AND CREDITS	Rate (\$ /AF)	Total (\$)
Conservation Debit/Credit		\$105,467.38
Miscellaneous Debit/Credit (See Detail)		(\$359,139.23)
SUBTOTAL		(\$253,671.85)

ADDITIONAL INFORMATION	Volume (AF)	Tier1 %	Peak Day	Flow (CFS)
Purchase Order Commitment (Jan 2003 to Dec 2012)	3,342,570.6			
Purchase Order Firm Delivery To Date (Jan 2003 to Dec 2012)	3,521,055.1			
Tier 1 Annual Limit (For Current Calendar Year)	547,239.0			
Tier 1 YTD Deliveries (For Current Calendar Year)	228,641.2	42.0		
Tier 1 Current Month Deliveries	29,560.7			
Capacity Charge			8/21/2007	1,296.0

Agency Name	Invoice No.	Rev.	Bill Period	Page No.	Mailed On	Due On
San Diego County Water Authority	6808	0	September 2010	2 of 2	10-08-10	11-30-10

INVOICE TOTAL

Volume AF
35,196.4

Amount Now Due
\$21,657,387.05

Note: Amount Due is based on highlighted fields



MWD
 METROPOLITAN WATER DISTRICT OF SOUTHERN CALIFORNIA
 700 North Alameda Street
 Los Angeles, CA, 90012-2944

INVOICE DETAIL

NOTICE

The MWD Administrative Code Section 4507 and 4508 require that payment must be made in "Good Funds" by the due date or the payment will be considered delinquent and an additional charge shall be assessed.

IN ACCORDANCE WITH READINGS AND BILLING DATA LISTED BELOW

Agency Name	Invoice No.	Rev.	Bill Period	Page No.	Mailed On	Due On
San Diego County Water Authority	6808	0	September 2010	1 of 7	10-08-10	11-30-10

Meter No CM-10

Treated	Constant	Previous Reading	Current Reading	Volume (Cu. Ft.)	Rate Desc.
Treated Domestic		0	0	0	Unbundled

--- ADJUSTMENT ---

	Rate Per AF	Volume AF	Amount
Sep 2010 oc to sd transfer	701.00	67.3	47,177.30
Adjustment Subtotal		67.3	47,177.30
CM-10 Total		67.3	47,177.30

Meter No SD-01A

Treated Domestic	Constant	Previous Reading	Current Reading	Volume (Cu. Ft.)	Rate Desc.
Rainbow Cyn. Rd. e/o Frontage Rd.	1,000	25535245	25669155	133910000	Unbundled

--- DELIVERIES ---

	Rate Per AF	Volume AF	Amount
Tier 1 Supply Rate	101.00	3,074.2	310,494.20
System Access Rate	154.00	3,074.2	473,426.80
Water Stewardship Rate	41.00	3,074.2	126,042.20
System Power Rate	119.00	3,074.2	365,829.80
Treatment Surcharge	217.00	3,074.2	667,101.40
Delta Supply Surcharge	69.00	3,074.2	212,119.80
Delivery Subtotal		3,074.2	2,155,014.20
SD-01A Total		3,074.2	2,155,014.20

Meter No SD-01B

Treated Domestic	Constant	Previous Reading	Current Reading	Volume (Cu. Ft.)	Rate Desc.
Rainbow Cyn. Rd. e/o Frontage Rd.	1,000	25070249	25203220	132971000	Unbundled

--- DELIVERIES ---

	Rate Per AF	Volume AF	Amount
Tier 1 Supply Rate	101.00	3,052.6	308,312.60
System Access Rate	154.00	3,052.6	470,100.40
Water Stewardship Rate	41.00	3,052.6	125,156.60
System Power Rate	119.00	3,052.6	363,259.40
Treatment Surcharge	217.00	3,052.6	662,414.20
Delta Supply Surcharge	69.00	3,052.6	210,629.40
Delivery Subtotal		3,052.6	2,139,872.60
SD-01B Total		3,052.6	2,139,872.60

Agency Name	Invoice No.	Rev.	Bill Period	Page No.	Mailed On	Due On
San Diego County Water Authority	6808	0	September 2010	2 of 7	10-08-10	11-30-10

Meter No SD-02

Treated Domestic	Constant	Previous Reading	Current Reading	Volume (Cu. Ft.)	Rate Desc.
w/o Rainbow Glen Rd.	100	25262754	25444101	18134700	Unbundled

--- DELIVERIES ---	Rate Per AF	Volume AF	Amount
Tier 1 Supply Rate	101.00	416.3	42,046.30
System Access Rate	154.00	416.3	64,110.20
Water Stewardship Rate	41.00	416.3	17,068.30
System Power Rate	119.00	416.3	49,539.70
Treatment Surcharge	217.00	416.3	90,337.10
Delta Supply Surcharge	69.00	416.3	28,724.70
Delivery Subtotal		416.3	291,826.30
SD-02 Total		416.3	291,826.30

Meter No SD-03

Untreated Domestic	Constant	Previous Reading	Current Reading	Volume (Cu. Ft.)	Rate Desc.
Rainbow Cyn. Rd. e/o Frontage Rd.	1,000	83438259	84008497	570238000	Unbundled

--- DELIVERIES ---	Rate Per AF	Volume AF	Amount
Tier 1 Supply Rate	101.00	13,090.9	1,322,180.90
System Access Rate	154.00	13,090.9	2,015,998.60
Water Stewardship Rate	41.00	13,090.9	536,726.90
System Power Rate	119.00	13,090.9	1,557,817.10
Delta Supply Surcharge	69.00	13,090.9	903,272.10
Delivery Subtotal		13,090.9	6,335,995.60
SD-03 Total		13,090.9	6,335,995.60

Meter No SD-05

Treated Domestic	Constant	Previous Reading	Current Reading	Volume (Cu. Ft.)	Rate Desc.
s/o Reche Rd. w/o Wilt Rd.	100	9285206	9371207	8600100	Unbundled

--- DELIVERIES ---	Rate Per AF	Volume AF	Amount
Tier 1 Supply Rate	101.00	197.4	19,937.40
System Access Rate	154.00	197.4	30,399.60
Water Stewardship Rate	41.00	197.4	8,093.40
System Power Rate	119.00	197.4	23,490.60
Treatment Surcharge	217.00	197.4	42,835.80
Delta Supply Surcharge	69.00	197.4	13,620.60
Delivery Subtotal		197.4	138,377.40
SD-05 Total		197.4	138,377.40

Meter No SD-07

Treated Domestic	Constant	Previous Reading	Current Reading	Volume (Cu. Ft.)	Rate Desc.
e/o Wilt Rd. n/o Dos Ninos Ave.	1,000	114481501	114757498	275997000	Unbundled

--- DELIVERIES ---	Rate Per AF	Volume AF	Amount
Tier 1 Supply Rate	101.00	6,336.0	639,936.00
System Access Rate	154.00	6,336.0	975,744.00
Water Stewardship Rate	41.00	6,336.0	259,776.00
System Power Rate	119.00	6,336.0	753,984.00
Treatment Surcharge	217.00	6,336.0	1,374,912.00
Delta Supply Surcharge	69.00	6,336.0	437,184.00
Delivery Subtotal		6,336.0	4,441,536.00

--- ADJUSTMENT ---	Rate Per AF	Volume AF	Amount
Jan 2009 adj basic to agr (Fallbrook)	465.00	229.9	106,903.50

Agency Name	Invoice No.	Rev.	Bill Period	Page No.	Mailed On	Due On
San Diego County Water Authority	6808	0	September 2010	3 of 7	10-08-10	11-30-10

--- ADJUSTMENT ---

	Rate Per AF	Volume AF	Amount
Jan 2009 adj basic to agr	579.00	-229.9	-133,112.10
Jan 2009 adj basic to agr (Rainbow)	465.00	141.4	65,751.00
Jan 2009 adj basic to agr	579.00	-141.4	-81,870.80
Jan 2009 adj basic to agr voided (Fallbrook)	465.00	-121.0	-56,265.00
Jan 2009 adj basic to agr voided	579.00	121.0	70,059.00
Jan 2009 adj basic to agr voided (Rainbow)	465.00	-141.2	-65,658.00
Jan 2009 adj basic to agr voided	579.00	141.2	81,754.80
Apr 2009 adj basic to agr (Rainbow)	465.00	333.8	155,217.00
Apr 2009 adj basic to agr	579.00	-333.8	-193,270.20
Apr 2009 adj basic to agr voided (Rainbow)	465.00	-331.9	-154,333.50
Apr 2009 adj basic to agr voided	579.00	331.9	192,170.10
May 2009 adj basic to agr (Rainbow)	465.00	377.0	175,305.00
May 2009 adj basic to agr	579.00	-377.0	-218,283.00
May 2009 adj basic to agr voided (Rainbow)	465.00	-373.6	-173,724.00
May 2009 adj basic to agr voided	579.00	373.6	216,314.40
Jun 2009 adj basic to agr (Rainbow)	465.00	318.8	148,242.00
Jun 2009 adj basic to agr	579.00	-318.8	-184,585.20
Jun 2009 adj basic to agr voided (Rainbow)	465.00	-322.0	-149,730.00
Jun 2009 adj basic to agr voided	579.00	322.0	186,438.00
Oct 2009 adj basic to agr (Rainbow)	587.00	382.5	224,527.50
Oct 2009 adj basic to agr	701.00	-382.5	-268,132.50
Oct 2009 adj basic to agr voided (Rainbow)	587.00	-359.0	-210,733.00
Oct 2009 adj basic to agr voided	701.00	359.0	251,659.00
Jul 2010 adj basic to agr (Vista)	615.00	2.7	1,660.50
Jul 2010 adj basic to agr	701.00	-2.7	-1,892.70
Jul 2010 adj basic to agr (Rincon)	615.00	32.4	19,926.00
Jul 2010 adj basic to agr	701.00	-32.4	-22,712.40
Aug 2010 adj basic to agr (Carlsbad Municipal)	615.00	0.1	61.50
Aug 2010 adj basic to agr	701.00	-0.1	-70.10
Aug 2010 adj basic to agr (City of San Diego)	615.00	1.3	799.50
Aug 2010 adj basic to agr	701.00	-1.3	-911.30
Aug 2010 adj basic to agr (Olivenhain)	615.00	1.2	738.00
Aug 2010 adj basic to agr	701.00	-1.2	-841.20
Aug 2010 adj basic to agr (Rincon)	615.00	34.4	21,156.00
Aug 2010 adj basic to agr	701.00	-34.4	-24,114.40
Aug 2010 adj basic to agr (Vallecitos)	615.00	57.7	35,485.50
Aug 2010 adj basic to agr	701.00	-57.7	-40,447.70
Aug 2010 adj basic to agr (Padre Dam)	615.00	86.6	53,259.00
Aug 2010 adj basic to agr	701.00	-86.6	-60,706.60
Aug 2010 adj basic to agr (Ramona)	615.00	240.5	147,907.50
Aug 2010 adj basic to agr	701.00	-240.5	-188,590.50
Aug 2010 adj basic to agr (Fallbrook)	615.00	270.3	166,234.50
Aug 2010 adj basic to agr	701.00	-270.3	-189,480.30
Aug 2010 adj basic to agr (Rainbow)	615.00	373.5	229,702.50
Aug 2010 adj basic to agr	701.00	-373.5	-261,823.50
Aug 2010 adj basic to agr (Yuima)	615.00	392.3	241,264.50
Aug 2010 adj basic to agr	701.00	-392.3	-275,002.30
Aug 2010 adj basic to agr (Valley Center)	615.00	1,184.2	728,283.00
Aug 2010 adj basic to agr	701.00	-1,184.2	-830,124.20
Sep 2010 adj basic to agr	701.00	-58.8	-41,218.80
Sep 2010 adj basic to agr (Vallecitos)	615.00	58.8	36,162.00

Adjustment Subtotal 0.0 -250,651.80

SD-07 Total 6,336.0 4,190,884.20

Meter No SD-08

Treated Domestic	Constant	Previous Reading	Current Reading	Volume (Cu. Ft.)	Rate Desc.
n/o Red Mtn. n/o Mission Rd.	100	36725234	36925996	20076200	Unbundled

--- DELIVERIES ---

	Rate Per AF	Volume AF	Amount
Tier 1 Supply Rate	101.00	460.9	46,550.90
System Access Rate	154.00	460.9	70,978.60
Water Stewardship Rate	41.00	460.9	18,896.90
System Power Rate	119.00	460.9	54,847.10
Treatment Surcharge	217.00	460.9	100,015.30

Agency Name	Invoice No.	Rev.	Bill Period	Page No.	Mailed On	Due On
San Diego County Water Authority	6808	0	September 2010	4 of 7	10-08-10	11-30-10

--- DELIVERIES ---

	Rate Per AF	Volume AF	Amount
Delta Supply Surcharge	69.00	460.9	31,802.10
Delivery Subtotal		460.9	323,090.90
SD-08 Total		460.9	323,090.90

Meter No SD-09

Treated Domestic	Constant	Previous Reading	Current Reading	Volume (Cu. Ft.)	Rate Desc.
w/o Rainbow Glen. Rd. n/o Red Mtn.	100	7715576	7799540	8396400	Unbundled

--- DELIVERIES ---

	Rate Per AF	Volume AF	Amount
Tier 1 Supply Rate	101.00	192.8	19,472.80
System Access Rate	154.00	192.8	29,691.20
Water Stewardship Rate	41.00	192.8	7,904.80
System Power Rate	119.00	192.8	22,943.20
Treatment Surcharge	217.00	192.8	41,837.60
Delta Supply Surcharge	69.00	192.8	13,303.20
Delivery Subtotal		192.8	135,152.80
SD-09 Total		192.8	135,152.80

Meter No SD-11

Untreated Domestic	Constant	Previous Reading	Current Reading	Volume (Cu. Ft.)	Rate Desc.
e/o Wilt Rd. n/o Dos Ninos Ave.	10,000	15726489	15804236	777470000	Unbundled

--- DELIVERIES ---

	Rate Per AF	Volume AF	Amount
Tier 1 Supply Rate	101.00	17,848.3	1,802,678.30
System Access Rate	154.00	17,848.3	2,748,638.20
Water Stewardship Rate	41.00	17,848.3	731,780.30
System Power Rate	119.00	17,848.3	2,123,947.70
Delta Supply Surcharge	69.00	17,848.3	1,231,532.70
Delivery Subtotal		17,848.3	8,638,577.20

--- ADJUSTMENT ---

	Rate Per AF	Volume AF	Amount
Jun 2010 adj basic to agr (Santa Fe Irrigation)	416.00	4.3	1,788.80
Jun 2010 adj basic to agr	484.00	-4.3	-2,081.20
Jun 2010 adj basic to agr (Poway)	416.00	4.9	2,038.40
Jun 2010 adj basic to agr	484.00	-4.9	-2,371.60
Jul 2010 adj basic to agr (Poway)	416.00	4.3	1,788.80
Jul 2010 adj basic to agr	484.00	-4.3	-2,081.20
Aug 2010 adj basic to agr (Santa Fe Irrigation)	416.00	5.0	2,080.00
Aug 2010 adj basic to agr	484.00	-5.0	-2,420.00
Aug 2010 adj basic to agr (City of San Diego)	416.00	13.2	5,491.20
Aug 2010 adj basic to agr	484.00	-13.2	-6,388.80
Aug 2010 adj basic to agr (Olivenhain)	416.00	19.5	8,112.00
Aug 2010 adj basic to agr	484.00	-19.5	-9,438.00
Aug 2010 adj basic to agr (Escondido)	416.00	80.5	33,488.00
Aug 2010 adj basic to agr	484.00	-80.5	-38,962.00
Sep 2010 adj exch iid to sdcwa	484.00	-12,308.3	-5,957,217.20
Sep 2010 adj exch iid to sdcwa (San Diego CWA)	314.00		3,864,806.20
Adjustment Subtotal		-12,308.3	-2,101,366.60
SD-11 Total		5,540.0	6,537,210.60

Meter No SD-DS1

N/A	Constant	Previous Reading	Current Reading	Volume (Cu. Ft.)	Rate Desc.
Desalted	No Cons 3	N/A	N/A	N/A	Unbundled

--- ADJUSTMENT ---

Rate Per AF	Volume AF	Amount
-------------	-----------	--------

Agency Name	Invoice No.	Rev.	Bill Period	Page No.	Mailed On	Due On
San Diego County Water Authority	6808	0	September 2010	5 of 7	10-08-10	11-30-10

--- ADJUSTMENT ---

	Rate Per AF	Volume AF	Amount
Sep 2010 lppds contribution	225.00	510.2	-114,795.00
Adjustment Subtotal		510.2	-114,795.00
SD-DS1 Total		510.2	-114,795.00

Meter No SD-GRP1

Recovered	Constant	Previous Reading	Current Reading	Volume (Cu. Ft.)	Rate Desc.
Recovered Greenbelt		N/A	N/A	N/A	Unbundled

--- ADJUSTMENT ---

	Rate Per AF	Volume AF	Amount
Jul 2010 grp (rate adj. from \$225 to \$20)	929.00	278.8	259,005.20
Jul 2010 grp (rate adj. from \$225 to \$20)	949.00		-264,581.20
Jul 2010 grp voided	724.00	-278.8	-201,851.20
Jul 2010 grp voided	949.00		264,581.20
Aug 2010 grp (rate adj. from \$225 to \$20)	929.00	289.0	268,481.00
Aug 2010 grp (rate adj. from \$225 to \$20)	949.00		-274,261.00
Aug 2010 grp voided	724.00	-289.0	-209,236.00
Aug 2010 grp voided	949.00		274,261.00
Sep 2010 grp	929.00	246.0	228,534.00
Sep 2010 grp	949.00		-233,454.00
Adjustment Subtotal		246.0	111,479.00
SD-GRP1 Total		246.0	111,479.00

Meter No SD-RCL1

Reclaimed	Constant	Previous Reading	Current Reading	Volume (Cu. Ft.)	Rate Desc.
Reclaimed		N/A	N/A	N/A	Unbundled

--- ADJUSTMENT ---

	Rate Per AF	Volume AF	Amount
Sep 2010 lrp contribution	250.00	56.2	-14,050.00
Adjustment Subtotal		56.2	-14,050.00
SD-RCL1 Total		56.2	-14,050.00

Meter No SD-RCL10

Reclaimed	Constant	Previous Reading	Current Reading	Volume (Cu. Ft.)	Rate Desc.
Reclaimed		N/A	N/A	N/A	Unbundled

--- ADJUSTMENT ---

	Rate Per AF	Volume AF	Amount
Aug 2010 lrp contribution	250.00	590.0	-147,500.00
Adjustment Subtotal		590.0	-147,500.00
SD-RCL10 Total		590.0	-147,500.00

Meter No SD-RCL11

Reclaimed	Constant	Previous Reading	Current Reading	Volume (Cu. Ft.)	Rate Desc.
Reclaimed		N/A	N/A	N/A	Unbundled

--- ADJUSTMENT ---

	Rate Per AF	Volume AF	Amount
Sep 2010 contribution	84.00	53.1	-4,460.40
Adjustment Subtotal		53.1	-4,460.40
SD-RCL11 Total		53.1	-4,460.40

Agency Name	Invoice No.	Rev.	Bill Period	Page No.	Mailed On	Due On
San Diego County Water Authority	6808	0	September 2010	6 of 7	10-08-10	11-30-10

Meter No SD-RCL12

Reclaimed	Constant	Previous Reading	Current Reading	Volume (Cu. Ft.)	Rate Desc.
Reclaimed		N/A	N/A	N/A	Unbundled

--- ADJUSTMENT ---			Rate Per AF	Volume AF	Amount
Aug 2010 lrp contribution			250.00	86.9	-21,725.00
Adjustment Subtotal				86.9	-21,725.00
SD-RCL12 Total				86.9	-21,725.00

Meter No SD-RCL13

Reclaimed	Constant	Previous Reading	Current Reading	Volume (Cu. Ft.)	Rate Desc.
Reclaimed		N/A	N/A	N/A	Unbundled

--- ADJUSTMENT ---			Rate Per AF	Volume AF	Amount
Sep 2010 contribution			250.00	127.9	-31,975.00
Adjustment Subtotal				127.9	-31,975.00
SD-RCL13 Total				127.9	-31,975.00

Meter No SD-RCL14

Reclaimed	Constant	Previous Reading	Current Reading	Volume (Cu. Ft.)	Rate Desc.
Reclaimed		N/A	N/A	N/A	Unbundled

--- ADJUSTMENT ---			Rate Per AF	Volume AF	Amount
Sep 2010 contribution			15.00	153.5	-2,302.50
Adjustment Subtotal				153.5	-2,302.50
SD-RCL14 Total				153.5	-2,302.50

Meter No SD-RCL15

Reclaimed	Constant	Previous Reading	Current Reading	Volume (Cu. Ft.)	Rate Desc.
Reclaimed		N/A	N/A	N/A	Unbundled

--- ADJUSTMENT ---			Rate Per AF	Volume AF	Amount
Aug 2010 contribution			150.00	176.1	-26,415.00
Adjustment Subtotal				176.1	-26,415.00
SD-RCL15 Total				176.1	-26,415.00

Meter No SD-RCL6

Reclaimed	Constant	Previous Reading	Current Reading	Volume (Cu. Ft.)	Rate Desc.
Reclaimed		N/A	N/A	N/A	Unbundled

--- ADJUSTMENT ---			Rate Per AF	Volume AF	Amount
Aug 2010 lrp contribution			185.00	544.2	-100,677.00
Adjustment Subtotal				544.2	-100,677.00
SD-RCL6 Total				544.2	-100,677.00

Meter No SD-RCL8

Reclaimed	Constant	Previous Reading	Current Reading	Volume (Cu. Ft.)	Rate Desc.
Reclaimed		N/A	N/A	N/A	Unbundled

Agency Name	Invoice No.	Rev.	Bill Period	Page No.	Mailed On	Due On
San Diego County Water Authority	6808	0	September 2010	7 of 7	10-08-10	11-30-10

--- ADJUSTMENT ---

	Rate Per AF	Volume AF	Amount
Apr 2010 lrp contribution	139.00	223.9	-31,122.10
Adjustment Subtotal		223.9	-31,122.10
SD-RCL8 Total		223.9	-31,122.10

Meter No.	Treated Domestic	Constant	Previous Reading	Current Reading	Volume (Cu. Ft.)	Rate Desc.
SDTJ-01A	San Diego-Tijuana	133.68	3393516	3393516	0	Unbundled

--- DELIVERIES ---


	Rate Per AF	Volume AF	Amount
Delivery Subtotal		0.0	0.00
SDTJ-01A Total		0.0	0.00

--- OTHER CHARGES AND CREDITS ---

	Amount
Conservation Ag # 78189	105,467.38
RTS adjustment for FY 2009/10	-359,139.23

VOLUME TOTAL	INVOICE TOTAL
35,196.4	\$21,657,387.05

This invoice was printed on 10/8/2010 at 11:17:36AM



MWD
 METROPOLITAN WATER DISTRICT OF SOUTHERN CALIFORNIA
 700 North Alameda Street
 Los Angeles, CA, 90012-2944

INVOICE

Billed To:
 San Diego County Water Authority



Service Address
 4677 Overland Avenue
 San Diego, CA 92123-1233

October 2010	Page No. 1 of 2
Mailed: 11/08/2010	Due Date: 12/29/2010
Invoice Number: 6836	Revision: 0

NOTICE

The MWD Administrative Code Section 4507 and 4508 require that payment must be made in "Good Funds" by the due date or the payment will be considered delinquent and an additional charge shall be assessed.

DELIVERIES	Volume (AF)
Total Water Treated Delivered	8,573.9
Total Water Untreated Delivered	26,033.4

SALES	Type	Volume (AF)	Rate (\$ /AF)	Total (\$)
Full Service	Tier 1 Supply Rate	19,708.9	\$101.00	\$1,990,598.90
	System Access Rate	19,708.9	\$154.00	\$3,035,170.60
	Water Stewardship Rate	19,708.9	\$41.00	\$808,064.90
	System Power Rate	19,708.9	\$119.00	\$2,345,359.10
	Delta Supply Surcharge	19,708.9	\$69.00	\$1,359,914.10
	Treatment Surcharge	6,109.9	\$217.00	\$1,325,848.30
Adjust Full Service Prior Rates				
Certification(s) for 200909 to 200912 for Domestic	Treated	33.1	\$701.00	\$23,203.10
Certification(s) for 200901 to 200908 for Domestic	Treated	-3.5	\$579.00	(\$2,026.50)
Certification(s) for 200909 to 200912 for Domestic	Untreated		\$484.00	
Certification(s) for 200901 to 200908 for Domestic	Untreated	-8.8	\$412.00	(\$3,625.60)
IAWP	Treated	2,496.9		\$1,535,995.30
	Untreated	134.9		\$55,291.20
SUBTOTAL				\$12,473,793.40

WATER MANAGEMENT	Volume (AF)	Total (\$)
Local Resource Programs	3,778.5	(\$597,928.80)
SUBTOTAL		(\$597,928.80)

EXCHANGES, WHEELING, AND OTHER DELIVERIES	Volume (AF)	Total (\$)
IID San Diego Exchange UnTreated	12,308.3	\$3,864,806.20
		\$3,864,806.20

OTHER CHARGES AND CREDITS	Rate (\$ /AF)	Total (\$)
Conservation Debit/Credit		\$42,569.88
Readiness To Serve Charge(Payment Schedule: S)		\$9,006,828.00
Capacity Charge(Payment Schedule: S)		\$4,665,600.00
SUBTOTAL		\$13,714,997.88

ADDITIONAL INFORMATION	Volume (AF)	Tier1 %	Peak Day	Flow (CFS)
Purchase Order Commitment (Jan 2003 to Dec 2012)	3,342,570.6			
Purchase Order Firm Delivery To Date (Jan 2003 to Dec 2012)	3,540,784.8			
Tier 1 Annual Limit (For Current Calendar Year)	547,239.0			
Tier 1 YTD Deliveries (For Current Calendar Year)	248,350.1	45.0		
Tier 1 Current Month Deliveries	19,708.9			
Capacity Charge			8/21/2007	1,296.0

Agency Name	Invoice No.	Rev.	Bill Period	Page No.	Mailed On	Due On
San Diego County Water Authority	6836	0	October 2010	2 of 2	11-08-10	12-29-10

INVOICE TOTAL

Volume AF
26,140.0

Amount Now Due
\$29,455,668.68

Note: Amount Due is based on highlighted fields.



MWD
 METROPOLITAN WATER DISTRICT OF SOUTHERN CALIFORNIA
 700 North Alameda Street
 Los Angeles, CA, 90012-2944

INVOICE DETAIL

NOTICE

The MWD Administrative Code Section 4507 and 4508 require that payment must be made in "Good Funds" by the due date or the payment will be considered delinquent and an additional charge shall be assessed.

IN ACCORDANCE WITH READINGS AND BILLING DATA LISTED BELOW

Agency Name	Invoice No.	Rev.	Bill Period	Page No.	Mailed On	Due On
San Diego County Water Authority	6836	0	October 2010	1 of 9	11-08-10	12-29-10

Meter No. CM-10

Treated	Constant	Previous Reading	Current Reading	Volume (Cu. Ft.)	Rate Desc.
Treated Domestic		0	0	0	Unbundled

--- ADJUSTMENT ---	Rate Per AF	Volume AF	Amount
Oct 2010 oc to sd transfer	701.00	62.5	43,812.50
Adjustment Subtotal		62.5	43,812.50
CM-10 Total		62.5	43,812.50

Meter No. SD-01A

Treated Domestic	Constant	Previous Reading	Current Reading	Volume (Cu. Ft.)	Rate Desc.
Rainbow Cyn. Rd. e/o Frontage Rd.	1,000	25669155	25755993	86838000	Unbundled

--- DELIVERIES ---	Rate Per AF	Volume AF	Amount
Tier 1 Supply Rate	101.00	1,993.5	201,343.50
System Access Rate	154.00	1,993.5	306,999.00
Water Stewardship Rate	41.00	1,993.5	81,733.50
System Power Rate	119.00	1,993.5	237,226.50
Treatment Surcharge	217.00	1,993.5	432,589.50
Delta Supply Surcharge	69.00	1,993.5	137,551.50
Delivery Subtotal		1,993.5	1,397,443.50
SD-01A Total		1,993.5	1,397,443.50

Meter No. SD-01B

Treated Domestic	Constant	Previous Reading	Current Reading	Volume (Cu. Ft.)	Rate Desc.
Rainbow Cyn. Rd. e/o Frontage Rd.	1,000	25203220	25280469	77249000	Unbundled

--- DELIVERIES ---	Rate Per AF	Volume AF	Amount
Tier 1 Supply Rate	101.00	1,773.4	179,113.40
System Access Rate	154.00	1,773.4	273,103.60
Water Stewardship Rate	41.00	1,773.4	72,709.40
System Power Rate	119.00	1,773.4	211,034.60
Treatment Surcharge	217.00	1,773.4	384,827.80
Delta Supply Surcharge	69.00	1,773.4	122,364.60
Delivery Subtotal		1,773.4	1,243,153.40
SD-01B Total		1,773.4	1,243,153.40

Agency Name	Invoice No.	Rev.	Bill Period	Page No.	Mailed On	Due On
San Diego County Water Authority	6836	0	October 2010	2 of 9	11-08-10	12-29-10

Meter No SD-02

Treated Domestic	Constant	Previous Reading	Current Reading	Volume (Cu. Ft.)	Rate Desc.
w/o Rainbow Glen Rd.	100	25444101	25523462	7936100	Unbundled

--- DELIVERIES ---		Rate Per AF	Volume AF	Amount
Tier 1 Supply Rate		101.00	182.2	18,402.20
System Access Rate		154.00	182.2	28,058.80
Water Stewardship Rate		41.00	182.2	7,470.20
System Power Rate		119.00	182.2	21,681.80
Treatment Surcharge		217.00	182.2	39,537.40
Delta Supply Surcharge		69.00	182.2	12,571.80
Oct 2010, meter under 10% flow	Tier 1 Supply Rate	101.00	0.7	70.70
Oct 2010, meter under 10% flow	System Access Rate	154.00	0.7	107.80
Oct 2010, meter under 10% flow	Water Stewardship Rate	41.00	0.7	28.70
Oct 2010, meter under 10% flow	System Power Rate	119.00	0.7	83.30
Oct 2010, meter under 10% flow	Treatment Surcharge	217.00	0.7	151.90
Oct 2010, meter under 10% flow	Delta Supply Surcharge	69.00	0.7	48.30
Delivery Subtotal			182.9	128,212.90
SD-02 Total			182.9	128,212.90

Meter No SD-03

Untreated Domestic	Constant	Previous Reading	Current Reading	Volume (Cu. Ft.)	Rate Desc.
Rainbow Cyn. Rd. e/o Frontage Rd.	1,000	84008497	84376413	367916000	Unbundled

--- DELIVERIES ---		Rate Per AF	Volume AF	Amount
Tier 1 Supply Rate		101.00	8,446.2	853,066.20
System Access Rate		154.00	8,446.2	1,300,714.80
Water Stewardship Rate		41.00	8,446.2	346,294.20
System Power Rate		119.00	8,446.2	1,005,097.80
Delta Supply Surcharge		69.00	8,446.2	582,787.80
Delivery Subtotal			8,446.2	4,087,960.80
SD-03 Total			8,446.2	4,087,960.80

Meter No SD-05

Treated Domestic	Constant	Previous Reading	Current Reading	Volume (Cu. Ft.)	Rate Desc.
s/o Reche Rd. w/o Wilt Rd.	100	9371207	9427253	5604600	Unbundled

--- DELIVERIES ---		Rate Per AF	Volume AF	Amount
Tier 1 Supply Rate		101.00	128.7	12,998.70
System Access Rate		154.00	128.7	19,819.80
Water Stewardship Rate		41.00	128.7	5,276.70
System Power Rate		119.00	128.7	15,315.30
Treatment Surcharge		217.00	128.7	27,927.90
Delta Supply Surcharge		69.00	128.7	8,880.30
Delivery Subtotal			128.7	90,218.70
SD-05 Total			128.7	90,218.70

Meter No SD-07

Treated Domestic	Constant	Previous Reading	Current Reading	Volume (Cu. Ft.)	Rate Desc.
e/o Wilt Rd. n/o Dos Ninos Ave.	1,000	114757498	114931384	173886000	Unbundled

--- DELIVERIES ---		Rate Per AF	Volume AF	Amount
Tier 1 Supply Rate		101.00	3,991.9	403,181.90
System Access Rate		154.00	3,991.9	614,752.60
Water Stewardship Rate		41.00	3,991.9	163,667.90
System Power Rate		119.00	3,991.9	475,036.10
Treatment Surcharge		217.00	3,991.9	866,242.30

Agency Name	Invoice No.	Rev.	Bill Period	Page No.	Mailed On	Due On
San Diego County Water Authority	6836	0	October 2010	3 of 9	11-08-10	12-29-10

--- DELIVERIES ---

	Rate Per AF	Volume AF	Amount
Delta Supply Surcharge	69.00	3,991.9	275,441.10
Oct 2010, meter under 10% flow Tier 1 Supply Rate	101.00	0.6	60.60
Oct 2010, meter under 10% flow System Access Rate	154.00	0.6	92.40
Oct 2010, meter under 10% flow Water Stewardship Rate	41.00	0.6	24.60
Oct 2010, meter under 10% flow System Power Rate	119.00	0.6	71.40
Oct 2010, meter under 10% flow Treatment Surcharge	217.00	0.6	130.20
Oct 2010, meter under 10% flow Delta Supply Surcharge	69.00	0.6	41.40
Delivery Subtotal		3,992.5	2,798,742.50

--- ADJUSTMENT ---

	Rate Per AF	Volume AF	Amount
Jan 2009 adj basic to agr (Ramona)	465.00	32.8	15,252.00
Jan 2009 adj basic to agr	579.00	-32.8	-18,991.20
Jan 2009 adj basic to agr voided (Ramona)	465.00	-31.8	-14,787.00
Jan 2009 adj basic to agr voided	579.00	31.8	18,412.20
Feb 2009 adj basic to agr (Ramona)	465.00	49.0	22,785.00
Feb 2009 adj basic to agr	579.00	-49.0	-28,371.00
Feb 2009 adj basic to agr voided (Ramona)	465.00	-49.7	-23,110.50
Feb 2009 adj basic to agr voided	579.00	49.7	28,776.30
Mar 2009 adj basic to agr (Ramona)	465.00	76.2	35,433.00
Mar 2009 adj basic to agr	579.00	-76.2	-44,119.80
Mar 2009 adj basic to agr voided (Ramona)	465.00	-81.5	-37,897.50
Mar 2009 adj basic to agr voided	579.00	81.5	47,188.50
Apr 2009 adj basic to agr (Ramona)	465.00	201.9	93,883.50
Apr 2009 adj basic to agr	579.00	-201.9	-116,900.10
Apr 2009 adj basic to agr voided (Ramona)	465.00	-211.2	-98,208.00
Apr 2009 adj basic to agr voided	579.00	211.2	122,284.80
May 2009 adj basic to agr (Ramona)	465.00	178.1	82,816.50
May 2009 adj basic to agr	579.00	-178.1	-103,119.90
May 2009 adj basic to agr voided (Ramona)	465.00	-183.5	-85,327.50
May 2009 adj basic to agr voided	579.00	183.5	106,246.50
Jun 2009 adj basic to agr (Ramona)	465.00	175.2	81,468.00
Jun 2009 adj basic to agr	579.00	-175.2	-101,440.80
Jun 2009 adj basic to agr voided (Ramona)	465.00	-182.8	-85,002.00
Jun 2009 adj basic to agr voided	579.00	182.8	105,841.20
Jul 2009 adj basic to agr (Ramona)	465.00	159.2	74,028.00
Jul 2009 adj basic to agr	579.00	-159.2	-92,176.80
Jul 2009 adj basic to agr voided (Ramona)	465.00	-141.8	-65,937.00
Jul 2009 adj basic to agr voided	579.00	141.8	82,102.20
Aug 2009 adj basic to agr (Ramona)	465.00	199.9	92,953.50
Aug 2009 adj basic to agr	579.00	-199.9	-115,742.10
Aug 2009 adj basic to agr voided (Ramona)	465.00	-186.5	-86,722.50
Aug 2009 adj basic to agr voided	579.00	186.5	107,983.50
Sep 2009 adj basic to agr (Ramona)	587.00	219.5	128,846.50
Sep 2009 adj basic to agr	701.00	-219.5	-153,869.50
Sep 2009 adj basic to agr voided (Ramona)	587.00	-228.5	-134,129.50
Sep 2009 adj basic to agr voided	701.00	228.5	160,178.50
Oct 2009 adj basic to agr (Ramona)	587.00	267.8	157,198.60
Oct 2009 adj basic to agr	701.00	-267.8	-187,727.80
Oct 2009 adj basic to agr voided (Ramona)	587.00	-283.6	-166,473.20
Oct 2009 adj basic to agr voided	701.00	283.6	198,803.60
Nov 2009 adj basic to agr (Ramona)	587.00	152.5	89,517.50
Nov 2009 adj basic to agr	701.00	-152.5	-106,902.50
Nov 2009 adj basic to agr voided (Ramona)	587.00	-156.5	-91,865.50
Nov 2009 adj basic to agr voided	701.00	156.5	109,706.50
Dec 2009 adj basic to agr	701.00	-86.4	-60,566.40
Dec 2009 adj basic to agr (Ramona)	587.00	86.4	50,716.80
Dec 2009 adj basic to agr voided (Ramona)	587.00	-90.7	-53,240.80
Dec 2009 adj basic to agr voided	701.00	90.7	63,580.70
Aug 2010 adj basic to agr (Carlsbad Municipal)	615.00	0.2	123.00
Aug 2010 adj basic to agr	701.00	-0.2	-140.20
Aug 2010 adj basic to agr (Vista)	615.00	2.9	1,783.50
Aug 2010 adj basic to agr	701.00	-2.9	-2,032.90
Sep 2010 adj basic to agr (City of San Diego)	615.00	2.0	1,230.00
Sep 2010 adj basic to agr	701.00	-2.0	-1,402.00
Sep 2010 adj basic to agr (Olivenhain)	615.00	0.1	61.50
Sep 2010 adj basic to agr	701.00	-0.1	-70.10

Agency Name	Invoice No.	Rev.	Bill Period	Page No.	Mailed On	Due On
San Diego County Water Authority	6836	0	October 2010	4 of 9	11-08-10	12-29-10

--- ADJUSTMENT ---

	Rate Per AF	Volume AF	Amount
Sep 2010 adj basic to agr (Padre Dam)	615.00	91.0	55,965.00
Sep 2010 adj basic to agr	701.00	-91.0	-63,791.00
Sep 2010 adj basic to agr (Ramona)	615.00	195.6	120,294.00
Sep 2010 adj basic to agr	701.00	-195.6	-137,115.60
Sep 2010 adj basic to agr (Fallbrook)	615.00	256.1	157,501.50
Sep 2010 adj basic to agr	701.00	-256.1	-179,528.10
Sep 2010 adj basic to agr (Rainbow)	615.00	368.4	226,566.00
Sep 2010 adj basic to agr	701.00	-368.4	-258,248.40
Sep 2010 adj basic to agr (Yuima)	615.00	396.9	244,093.50
Sep 2010 adj basic to agr	701.00	-396.9	-278,226.90
Sep 2010 adj basic to agr (Valley Center)	615.00	1,173.8	721,887.00
Sep 2010 adj basic to agr	701.00	-1,173.8	-822,833.80
Oct 2010 adj basic to agr (Vallecitos)	615.00	39.5	24,292.50
Oct 2010 adj basic to agr	701.00	-39.5	-27,689.50
Adjustment Subtotal		0.0	-213,904.60
SD-07 Total		3,992.5	2,584,837.90

Meter No SD-08

Treated Domestic	Constant	Previous Reading	Current Reading	Volume (Cu. Ft.)	Rate Desc
n/o Red Mtn. n/o Mission Rd.	100	36925996	37094762	16876600	Unbundled

--- DELIVERIES ---

	Rate Per AF	Volume AF	Amount
Tier 1 Supply Rate	101.00	387.4	39,127.40
System Access Rate	154.00	387.4	59,659.60
Water Stewardship Rate	41.00	387.4	15,883.40
System Power Rate	119.00	387.4	46,100.60
Treatment Surcharge	217.00	387.4	84,065.80
Delta Supply Surcharge	69.00	387.4	26,730.60
Delivery Subtotal		387.4	271,567.40
SD-08 Total		387.4	271,567.40

Meter No SD-09

Treated Domestic	Constant	Previous Reading	Current Reading	Volume (Cu. Ft.)	Rate Desc
w/o Rainbow Glen. Rd. n/o Red Mtn.	100	7799540	7849840	5030000	Unbundled

--- DELIVERIES ---

	Rate Per AF	Volume AF	Amount
Tier 1 Supply Rate	101.00	115.5	11,665.50
System Access Rate	154.00	115.5	17,787.00
Water Stewardship Rate	41.00	115.5	4,735.50
System Power Rate	119.00	115.5	13,744.50
Treatment Surcharge	217.00	115.5	25,063.50
Delta Supply Surcharge	69.00	115.5	7,969.50
Delivery Subtotal		115.5	80,965.50
SD-09 Total		115.5	80,965.50

Meter No SD-11

Untreated Domestic	Constant	Previous Reading	Current Reading	Volume (Cu. Ft.)	Rate Desc
e/o Wilt Rd. n/o Dos Ninos Ave.	10,000	15804236	15880846	766100000	Unbundled

--- DELIVERIES ---

	Rate Per AF	Volume AF	Amount
Tier 1 Supply Rate	101.00	17,587.2	1,776,307.20
System Access Rate	154.00	17,587.2	2,708,428.80
Water Stewardship Rate	41.00	17,587.2	721,075.20
System Power Rate	119.00	17,587.2	2,092,876.80
Delta Supply Surcharge	69.00	17,587.2	1,213,516.80
Delivery Subtotal		17,587.2	8,512,204.80

Agency Name	Invoice No.	Rev.	Bill Period	Page No.	Mailed On	Due On
San Diego County Water Authority	6836	0	October 2010	5 of 9	11-08-10	12-29-10

--- ADJUSTMENT ---

	Rate Per AF	Volume AF	Amount
Jan 2009 adj basic to agr (Ramona)	322.00	34.2	11,012.40
Jan 2009 adj basic to agr	412.00	-34.2	-14,090.40
Jan 2009 adj basic to agr voided (Ramona)	322.00	-33.2	-10,690.40
Jan 2009 adj basic to agr voided	412.00	33.2	13,678.40
Feb 2009 adj basic to agr (Ramona)	322.00	22.2	7,148.40
Feb 2009 adj basic to agr	412.00	-22.2	-9,146.40
Feb 2009 adj basic to agr voided (Ramona)	322.00	-22.6	-7,277.20
Feb 2009 adj basic to agr voided	412.00	22.6	9,311.20
May 2009 adj basic to agr (Ramona)	322.00	39.6	12,751.20
May 2009 adj basic to agr	412.00	-39.6	-16,315.20
May 2009 adj basic to agr voided (Ramona)	322.00	-40.8	-13,137.60
May 2009 adj basic to agr voided	412.00	40.8	16,809.60
Jun 2009 adj basic to agr (Ramona)	322.00	54.1	17,420.20
Jun 2009 adj basic to agr	412.00	-54.1	-22,289.20
Jun 2009 adj basic to agr voided (Ramona)	322.00	-56.4	-18,160.80
Jun 2009 adj basic to agr voided	412.00	56.4	23,236.80
Jul 2009 adj basic to agr (Ramona)	322.00	54.8	17,645.60
Jul 2009 adj basic to agr	412.00	-54.8	-22,577.60
Jul 2009 adj basic to agr voided (Ramona)	322.00	-48.8	-15,713.60
Jul 2009 adj basic to agr voided	412.00	48.8	20,105.60
Aug 2009 adj basic to agr (Ramona)	322.00	86.8	27,949.60
Aug 2009 adj basic to agr	412.00	-86.8	-35,761.60
Aug 2009 adj basic to agr voided (Ramona)	322.00	-81.1	-26,114.20
Aug 2009 adj basic to agr voided	412.00	81.1	33,413.20
Sep 2009 adj basic to agr (Ramona)	394.00	0.1	39.40
Sep 2009 adj basic to agr	484.00	-0.1	-48.40
Sep 2009 adj basic to agr voided (Ramona)	394.00	-0.1	-39.40
Sep 2009 adj basic to agr voided	484.00	0.1	48.40
Nov 2009 adj basic to agr (Ramona)	394.00	0.1	39.40
Nov 2009 adj basic to agr	484.00	-0.1	-48.40
Nov 2009 adj basic to agr voided (Ramona)	394.00	-0.1	-39.40
Nov 2009 adj basic to agr voided	484.00	0.1	48.40
Aug 2010 adj basic to agr (Poway)	416.00	15.4	6,406.40
Aug 2010 adj basic to agr	484.00	-15.4	-7,453.60
Sep 2010 adj basic to agr (City of San Diego)	416.00	13.1	5,449.60
Sep 2010 adj basic to agr	484.00	-13.1	-6,340.40
Sep 2010 adj basic to agr (Olivenhain)	416.00	18.8	7,820.80
Sep 2010 adj basic to agr	484.00	-18.8	-9,099.20
Sep 2010 adj basic to agr (Escondido)	416.00	75.5	31,408.00
Sep 2010 adj basic to agr	484.00	-75.5	-36,542.00
Sep 2010 adj basic to agr (Santa Fe Irrigation)	416.00	3.3	1,372.80
Sep 2010 adj basic to agr	484.00	-3.3	-1,597.20
Oct 2010 adj exch iid to sdcwa	484.00	-12,308.3	-5,957,217.20
Oct 2010 adj exch iid to sdcwa (San Diego CWA)	314.00		3,864,806.20

Adjustment Subtotal -12,308.3 -2,101,777.80

SD-11 Total 5,278.9 6,410,427.00

Meter No SD-DS1

N/A	Constant	Previous Reading	Current Reading	Volume (Cu. Ft.)	Rate Desc.
Desalted	No Cons 3	N/A	N/A	N/A	Unbundled

--- ADJUSTMENT ---

	Rate Per AF	Volume AF	Amount
Oct 2010 lppds contribution	225.00	420.7	-94,657.50
Adjustment Subtotal		420.7	-94,657.50

SD-DS1 Total 420.7 -94,657.50

Meter No SD-GRP1

Recovered	Constant	Previous Reading	Current Reading	Volume (Cu. Ft.)	Rate Desc.
Recovered Greenbelt		N/A	N/A	N/A	Unbundled

Agency Name	Invoice No.	Rev.	Bill Period	Page No.	Mailed On	Due On
San Diego County Water Authority	6836	0	October 2010	6 of 9	11-08-10	12-29-10

--- ADJUSTMENT ---

	Rate Per AF	Volume AF	Amount
Jul 2009 grp voided	721.00	-294.9	-212,622.90
Jul 2009 grp voided	761.00		224,418.90
Jul 2009 grp	608.00	294.9	179,299.20
Jul 2009 grp	743.00		-219,110.70
Aug 2009 grp voided	721.00	-294.8	-212,550.80
Aug 2009 grp voided	761.00		224,342.80
Aug 2009 grp	608.00	294.8	179,238.40
Aug 2009 grp	743.00		-219,036.40
Sep 2009 grp voided	721.00	-285.8	-206,061.80
Sep 2009 grp voided	761.00		217,493.80
Sep 2009 grp	723.00	285.8	206,633.40
Sep 2009 grp	743.00		-212,349.40
Oct 2009 grp voided	761.00		221,527.10
Oct 2009 grp voided	721.00	-291.1	-209,883.10
Oct 2009 grp	723.00	291.1	210,465.30
Oct 2009 grp	743.00		-216,287.30
Nov 2009 grp voided	721.00	-235.2	-169,579.20
Nov 2009 grp voided	761.00		178,987.20
Nov 2009 grp	723.00	235.2	170,049.60
Nov 2009 grp	743.00		-174,753.60
Jan 2010 grp voided	721.00	-226.9	-163,594.90
Jan 2010 grp voided	761.00		172,670.90
Jan 2010 grp	723.00	226.9	164,048.70
Jan 2010 grp	743.00		-168,586.70
Feb 2010 grp voided	721.00	-305.0	-219,905.00
Feb 2010 grp voided	761.00		232,105.00
Feb 2010 grp	723.00	305.0	220,515.00
Feb 2010 grp	743.00		-226,615.00
Mar 2010 grp voided	721.00	-343.2	-247,447.20
Mar 2010 grp voided	761.00		261,175.20
Mar 2010 grp	723.00	343.2	248,133.60
Mar 2010 grp	743.00		-254,987.60
Apr 2010 grp voided	721.00	-299.3	-215,795.30
Apr 2010 grp voided	761.00		227,767.30
Apr 2010 grp	723.00	299.3	216,393.90
Apr 2010 grp	743.00		-222,379.90
May 2010 grp voided	721.00	-324.2	-233,748.20
May 2010 grp voided	761.00		246,716.20
May 2010 grp	723.00	324.2	234,396.60
May 2010 grp	743.00		-240,880.60
Jun 2010 grp voided	721.00	-275.9	-198,923.90
Jun 2010 grp voided	761.00		209,959.90
Jun 2010 grp	723.00	275.9	199,475.70
Jun 2010 grp	743.00		-204,993.70
Oct 2010 grp	929.00	281.9	261,885.10
Oct 2010 grp	949.00		-267,523.10

Adjustment Subtotal 281.9 -9,927.50

SD-GRP1 Total 281.9 -9,927.50

Meter No SD-RCL1

Reclaimed	Constant	Previous Reading	Current Reading	Volume (Cu. Ft.)	Rate Desc
Reclaimed		N/A	N/A	N/A	Unbundled

--- ADJUSTMENT ---

	Rate Per AF	Volume AF	Amount
Oct 2009 lrp contribution voided	250.00	-66.3	16,575.00
Oct 2009 lrp contribution	250.00	66.8	-16,700.00
Dec 2009 lrp contribution voided	250.00	-9.8	2,450.00
Dec 2009 lrp contribution	250.00	7.9	-1,975.00
Jan 2010 lrp contribution voided	250.00	-21.0	5,250.00
Jan 2010 lrp contribution	250.00	19.7	-4,925.00
May 2010 lrp contribution voided	250.00	-25.6	6,400.00
May 2010 lrp contribution	250.00	25.5	-6,375.00

Agency Name	Invoice No.	Rev.	Bill Period	Page No.	Mailed On	Due On
San Diego County Water Authority	6836	0	October 2010	7 of 9	11-08-10	12-29-10

--- ADJUSTMENT ---

	Rate Per AF	Volume AF	Amount
Jun 2010 lrp contribution voided	250.00	-51.4	12,850.00
Jun 2010 lrp contribution	250.00	53.2	-13,300.00
Oct 2010 lrp contribution	250.00	29.8	-7,450.00
Adjustment Subtotal		28.8	-7,200.00
SD-RCL1 Total		28.8	-7,200.00

Meter No SD-RCL10

Reclaimed	Constant	Previous Reading	Current Reading	Volume (Cu. Ft.)	Rate Desc
Reclaimed		N/A	N/A	N/A	Unbundled

--- ADJUSTMENT ---

	Rate Per AF	Volume AF	Amount
Sep 2010 lrp contribution	250.00	651.6	-162,900.00
Adjustment Subtotal		651.6	-162,900.00
SD-RCL10 Total		651.6	-162,900.00

Meter No SD-RCL11

Reclaimed	Constant	Previous Reading	Current Reading	Volume (Cu. Ft.)	Rate Desc
Reclaimed		N/A	N/A	N/A	Unbundled

--- ADJUSTMENT ---

	Rate Per AF	Volume AF	Amount
Oct 2010 contribution	84.00	16.6	-1,394.40
Adjustment Subtotal		16.6	-1,394.40
SD-RCL11 Total		16.6	-1,394.40

Meter No SD-RCL12

Reclaimed	Constant	Previous Reading	Current Reading	Volume (Cu. Ft.)	Rate Desc
Reclaimed		N/A	N/A	N/A	Unbundled

--- ADJUSTMENT ---

	Rate Per AF	Volume AF	Amount
Sep 2010 lrp contribution	250.00	116.5	-29,125.00
Oct 2010 lrp contribution	250.00	87.7	-21,925.00
Adjustment Subtotal		204.2	-51,050.00
SD-RCL12 Total		204.2	-51,050.00

Meter No SD-RCL13

Reclaimed	Constant	Previous Reading	Current Reading	Volume (Cu. Ft.)	Rate Desc
Reclaimed		N/A	N/A	N/A	Unbundled

--- ADJUSTMENT ---

	Rate Per AF	Volume AF	Amount
Oct 2010 contribution	250.00	46.9	-11,725.00
Adjustment Subtotal		46.9	-11,725.00
SD-RCL13 Total		46.9	-11,725.00

Meter No SD-RCL14

Reclaimed	Constant	Previous Reading	Current Reading	Volume (Cu. Ft.)	Rate Desc
Reclaimed		N/A	N/A	N/A	Unbundled

Agency Name	Invoice No.	Rev.	Bill Period	Page No.	Mailed On	Due On
San Diego County Water Authority	6836	0	October 2010	8 of 9	11-08-10	12-29-10

--- ADJUSTMENT ---

	Rate Per AF	Volume AF	Amount
Jul 2010 contribution	15.00	232.2	-3,483.00
Adjustment Subtotal		232.2	-3,483.00
SD-RCL14 Total		232.2	-3,483.00

Meter No SD-RCL15

Reclaimed	Constant	Previous Reading	Current Reading	Volume (Cu. Ft.)	Rate Desc.
Reclaimed		N/A	N/A	N/A	Unbundled

--- ADJUSTMENT ---

	Rate Per AF	Volume AF	Amount
Sep 2010 contribution	150.00	135.0	-20,250.00
Adjustment Subtotal		135.0	-20,250.00
SD-RCL15 Total		135.0	-20,250.00

Meter No SD-RCL16

Reclaimed	Constant	Previous Reading	Current Reading	Volume (Cu. Ft.)	Rate Desc.
Reclaimed		N/A	N/A	N/A	Unbundled

--- ADJUSTMENT ---

	Rate Per AF	Volume AF	Amount
Sep 2010 contribution	250.00	6.3	-1,575.00
Oct 2010 contribution	250.00	1.4	-350.00
Adjustment Subtotal		7.7	-1,925.00
SD-RCL16 Total		7.7	-1,925.00

Meter No SD-RCL5

Reclaimed	Constant	Previous Reading	Current Reading	Volume (Cu. Ft.)	Rate Desc.
Reclaimed		N/A	N/A	N/A	Unbundled

--- ADJUSTMENT ---

	Rate Per AF	Volume AF	Amount
Jul 2010 lppre	113.00	18.8	2,124.40
Jul 2010 lppre	267.00		-5,019.60
Aug 2010 lppre	113.00	26.5	2,994.50
Aug 2010 lppre	267.00		-7,075.50
Sep 2010 lppre	113.00	30.8	3,480.40
Sep 2010 lppre	267.00		-8,223.60
Adjustment Subtotal		76.1	-11,719.40
SD-RCL5 Total		76.1	-11,719.40

Meter No SD-RCL6

Reclaimed	Constant	Previous Reading	Current Reading	Volume (Cu. Ft.)	Rate Desc.
Reclaimed		N/A	N/A	N/A	Unbundled

--- ADJUSTMENT ---

	Rate Per AF	Volume AF	Amount
Sep 2010 lrp contribution	185.00	610.4	-112,924.00
Adjustment Subtotal		610.4	-112,924.00
SD-RCL6 Total		610.4	-112,924.00

Agency Name	Invoice No.	Rev.	Bill Period	Page No.	Mailed On	Due On
San Diego County Water Authority	6836	0	October 2010	9 of 9	11-08-10	12-29-10

Meter No SD-RCL8

Reclaimed	Constant	Previous Reading	Current Reading	Volume (Cu. Ft.)	Rate Desc.
Reclaimed		N/A	N/A	N/A	Unbundled

--- ADJUSTMENT ---

	Rate Per AF	Volume AF	Amount
Aug 2010 lrp contribution	100.00	523.6	-52,360.00
Sep 2010 lrp contribution	100.00	503.3	-50,330.00
Adjustment Subtotal		1,026.9	-102,690.00
SD-RCL8 Total		1,026.9	-102,690.00

Meter No SD-RCL9

Reclaimed	Constant	Previous Reading	Current Reading	Volume (Cu. Ft.)	Rate Desc.
		N/A	N/A	N/A	Unbundled

--- ADJUSTMENT ---

	Rate Per AF	Volume AF	Amount
Sep 2010 lppre	113.00	25.6	2,892.80
Sep 2010 lppre	267.00		-6,835.20
Oct 2010 lppre	113.00	13.9	1,570.70
Oct 2010 lppre	267.00		-3,711.30
Adjustment Subtotal		39.5	-6,083.00
SD-RCL9 Total		39.5	-6,083.00

Meter No SDTJ-01A

Treated Domestic	Constant	Previous Reading	Current Reading	Volume (Cu. Ft.)	Rate Desc.
San Diego-Tijuana	133.68	3393516	3393516	0	Unbundled

--- DELIVERIES ---

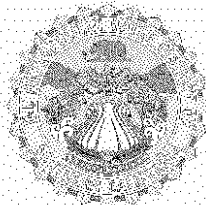
	Rate Per AF	Volume AF	Amount
Delivery Subtotal		0.0	0.00
SDTJ-01A Total		0.0	0.00

--- OTHER CHARGES AND CREDITS ---

	Amount
Conservation Ag # 66654	2,843.50
Conservation Ag # 78189	39,726.38
Capacity Charge for current calendar year	4,665,600.00
Readiness to Serve Charge for current fiscal year	9,006,828.00

VOLUME TOTAL	INVOICE TOTAL
26,140.0	\$29,455,668.68

This invoice was printed on 11/8/2010 at 1:56:07PM

**MWD**

METROPOLITAN WATER DISTRICT OF SOUTHERN CALIFORNIA

700 North Alameda Street

Los Angeles, CA, 90012-2944

INVOICE**Billed To:**

San Diego County Water Authority

**Service Address**4677 Overland Avenue
San Diego, CA 92123-1233

November 2010

Page No. 1 of 1

Mailed: 12/08/2010

Due Date: 01/31/2011

Invoice Number: 6864

Revision: 0

NOTICE

The MWD Administrative Code Section 4507 and 4508 require that payment must be made in "Good Funds" by the due date or the payment will be considered delinquent and an additional charge shall be assessed.

DELIVERIES

	Volume (AF)
Total Water Treated Delivered	8,723.2
Total Water Untreated Delivered	26,533.0

SALES

	Type	Volume (AF)	Rate (\$ /AF)	Total (\$)
Full Service	Tier 1 Supply Rate	20,312.0	\$101.00	\$2,051,512.00
	System Access Rate	20,312.0	\$154.00	\$3,128,048.00
	Water Stewardship Rate	20,312.0	\$41.00	\$832,792.00
	System Power Rate	20,312.0	\$119.00	\$2,417,128.00
	Delta Supply Surcharge	20,312.0	\$69.00	\$1,401,528.00
	Treatment Surcharge	6,194.8	\$217.00	\$1,344,271.60
IAWP	Treated	2,572.4		\$1,582,026.00
	Untreated	107.4		\$44,678.40
SUBTOTAL				\$12,801,984.00

WATER MANAGEMENT

	Volume (AF)	Total (\$)
Local Resource Programs	2,384.7	(\$418,418.20)
SUBTOTAL		(\$418,418.20)

EXCHANGES, WHEELING, AND OTHER DELIVERIES

IID San Diego Exchange UnTreated	12,308.4	\$3,864,837.60
		\$3,864,837.60

OTHER CHARGES AND CREDITS

	Rate (\$ /AF)	
Conservation Debit/Credit	\$113,606.41	
SUBTOTAL		\$113,606.41

ADDITIONAL INFORMATION

	Volume (AF)	Tier1 %	Peak Day	Flow (CFS)
Purchase Order Commitment (Jan 2003 to Dec 2012)	3,342,570.6			
Purchase Order Firm Delivery To Date (Jan 2003 to Dec 2012)	3,561,096.8			
Tier 1 Annual Limit (For Current Calendar Year)	547,239.0			
Tier 1 YTD Deliveries (For Current Calendar Year)	268,662.1	49.0		
Tier 1 Current Month Deliveries	20,312.0			
Capacity Charge			8/21/2007	1,296.0

INVOICE TOTAL

Volume AF

25,376.5

Amount Now Due

\$16,362,009.81

Note: Amount Due is based on highlighted fields.

MWD2010-00275389



MWD
 METROPOLITAN WATER DISTRICT OF SOUTHERN CALIFORNIA
 700 North Alameda Street
 Los Angeles, CA, 90012-2944

INVOICE DETAIL

NOTICE

The MWD Administrative Code Section 4507 and 4508 require that payment must be made in "Good Funds" by the due date or the payment will be considered delinquent and an additional charge shall be assessed.

IN ACCORDANCE WITH READINGS AND BILLING DATA LISTED BELOW

Agency Name	Invoice No.	Rev.	Bill Period	Page No.	Mailed On	Due On
San Diego County Water Authority	6864	0	November 2010	1 of 7	12-08-10	01-31-11

Meter No CM-10

Treated	Constant	Previous Reading	Current Reading	Volume (Cu. Ft.)	Rate Desc.
Treated Domestic		0	0	0	Unbundled

--- ADJUSTMENT ---

	Rate Per AF	Volume AF	Amount
Nov 2010 adj oc to sd transfer	701.00	44.0	30,844.00
Adjustment Subtotal		44.0	30,844.00
CM-10 Total		44.0	30,844.00

Meter No SD-01A

Treated Domestic	Constant	Previous Reading	Current Reading	Volume (Cu. Ft.)	Rate Desc.
Rainbow Cyn. Rd. e/o Frontage Rd.	1,000	25755993	25823822	67829000	Unbundled

--- DELIVERIES ---

	Rate Per AF	Volume AF	Amount
Tier 1 Supply Rate	101.00	1,557.1	157,267.10
System Access Rate	154.00	1,557.1	239,793.40
Water Stewardship Rate	41.00	1,557.1	63,841.10
System Power Rate	119.00	1,557.1	185,294.90
Treatment Surcharge	217.00	1,557.1	337,890.70
Delta Supply Surcharge	69.00	1,557.1	107,439.90
Delivery Subtotal		1,557.1	1,091,527.10
SD-01A Total		1,557.1	1,091,527.10

Meter No SD-01B

Treated Domestic	Constant	Previous Reading	Current Reading	Volume (Cu. Ft.)	Rate Desc.
Rainbow Cyn. Rd. e/o Frontage Rd.	1,000	25280469	25343948	63479000	Unbundled

--- DELIVERIES ---

	Rate Per AF	Volume AF	Amount
Tier 1 Supply Rate	101.00	1,457.3	147,187.30
System Access Rate	154.00	1,457.3	224,424.20
Water Stewardship Rate	41.00	1,457.3	59,749.30
System Power Rate	119.00	1,457.3	173,418.70
Treatment Surcharge	217.00	1,457.3	316,234.10
Delta Supply Surcharge	69.00	1,457.3	100,553.70
Delivery Subtotal		1,457.3	1,021,567.30
SD-01B Total		1,457.3	1,021,567.30

Agency Name	Invoice No.	Rev.	Bill Period	Page No.	Mailed On	Due On
San Diego County Water Authority	6864	0	November 2010	2 of 7	12-08-10	01-31-11

Meter No SD-02

Treated Domestic	Constant	Previous Reading	Current Reading	Volume (Cu. Ft.)	Rate Desc.
w/o Rainbow Glen Rd.	100	25523462	25609261	8579900	Unbundled

--- DELIVERIES ---		Rate Per AF	Volume AF	Amount
Tier 1 Supply Rate		101.00	197.0	19,897.00
System Access Rate		154.00	197.0	30,338.00
Water Stewardship Rate		41.00	197.0	8,077.00
System Power Rate		119.00	197.0	23,443.00
Treatment Surcharge		217.00	197.0	42,749.00
Delta Supply Surcharge		69.00	197.0	13,593.00
Delivery Subtotal			197.0	138,097.00
SD-02 Total			197.0	138,097.00

Meter No SD-03

Untreated Domestic	Constant	Previous Reading	Current Reading	Volume (Cu. Ft.)	Rate Desc.
Rainbow Cyn. Rd. e/o Frontage Rd.	1,000	84376413	84741112	364699000	Unbundled

--- DELIVERIES ---		Rate Per AF	Volume AF	Amount
Tier 1 Supply Rate		101.00	8,372.3	845,602.30
System Access Rate		154.00	8,372.3	1,289,334.20
Water Stewardship Rate		41.00	8,372.3	343,264.30
System Power Rate		119.00	8,372.3	996,303.70
Delta Supply Surcharge		69.00	8,372.3	577,688.70
Delivery Subtotal			8,372.3	4,052,193.20
SD-03 Total			8,372.3	4,052,193.20

Meter No SD-05

Treated Domestic	Constant	Previous Reading	Current Reading	Volume (Cu. Ft.)	Rate Desc.
s/o Reche Rd. w/o Wilt Rd.	100	9427253	9482132	5487900	Unbundled

--- DELIVERIES ---		Rate Per AF	Volume AF	Amount
Tier 1 Supply Rate		101.00	126.0	12,726.00
System Access Rate		154.00	126.0	19,404.00
Water Stewardship Rate		41.00	126.0	5,166.00
System Power Rate		119.00	126.0	14,994.00
Treatment Surcharge		217.00	126.0	27,342.00
Delta Supply Surcharge		69.00	126.0	8,694.00
Delivery Subtotal			126.0	88,326.00
SD-05 Total			126.0	88,326.00

Meter No SD-07

Treated Domestic	Constant	Previous Reading	Current Reading	Volume (Cu. Ft.)	Rate Desc.
e/o Wilt Rd. n/o Dos Ninos Ave.	1,000	114931384	115144389	213005000	Unbundled

--- DELIVERIES ---		Rate Per AF	Volume AF	Amount
Tier 1 Supply Rate		101.00	4,889.9	493,879.90
System Access Rate		154.00	4,889.9	753,044.60
Water Stewardship Rate		41.00	4,889.9	200,485.90
System Power Rate		119.00	4,889.9	581,898.10
Treatment Surcharge		217.00	4,889.9	1,061,108.30
Delta Supply Surcharge		69.00	4,889.9	337,403.10
Delivery Subtotal			4,889.9	3,427,819.90

--- ADJUSTMENT ---		Rate Per AF	Volume AF	Amount
Jun 2010 adj basic to agr (Yuima)		615.00	198.7	122,200.50

Agency Name	Invoice No.	Rev.	Bill Period	Page No.	Mailed On	Due On
San Diego County Water Authority	6864	0	November 2010	3 of 7	12-08-10	01-31-11

--- ADJUSTMENT ---

	Rate Per AF	Volume AF	Amount
Jun 2010 adj basic to agr	701.00	-198.7	-139,288.70
Jul 2010 adj basic to agr (Yuima)	615.00	275.4	169,371.00
Jul 2010 adj basic to agr	701.00	-275.4	-193,055.40
Aug 2010 adj basic to agr (Yuima)	615.00	369.4	227,181.00
Aug 2010 adj basic to agr	701.00	-369.4	-258,949.40
Sep 2010 adj basic to agr (Vista)	615.00	3.3	2,029.50
Sep 2010 adj basic to agr	701.00	-3.3	-2,313.30
Sep 2010 adj basic to agr (Rincon)	615.00	24.0	14,760.00
Sep 2010 adj basic to agr	701.00	-24.0	-16,824.00
Sep 2010 adj basic to agr (Yuima)	615.00	437.2	268,878.00
Sep 2010 adj basic to agr	701.00	-437.2	-306,477.20
Oct 2010 adj basic to agr (Olivenhain)	615.00	0.3	184.50
Oct 2010 adj basic to agr	701.00	-0.3	-210.30
Oct 2010 adj basic to agr (City of San Diego)	615.00	2.3	1,414.50
Oct 2010 adj basic to agr	701.00	-2.3	-1,612.30
Oct 2010 adj basic to agr (Rincon)	615.00	14.4	8,856.00
Oct 2010 adj basic to agr	701.00	-14.4	-10,094.40
Oct 2010 adj basic to agr (Padre Dam)	615.00	42.9	26,383.50
Oct 2010 adj basic to agr	701.00	-42.9	-30,072.90
Oct 2010 adj basic to agr (Fallbrook)	615.00	135.7	83,455.50
Oct 2010 adj basic to agr	701.00	-135.7	-95,125.70
Oct 2010 adj basic to agr (Ramona)	615.00	152.3	93,664.50
Oct 2010 adj basic to agr	701.00	-152.3	-106,762.30
Oct 2010 adj basic to agr (Yuima)	615.00	157.8	97,047.00
Oct 2010 adj basic to agr	701.00	-157.8	-110,617.80
Oct 2010 adj basic to agr (Rainbow)	615.00	180.9	111,253.50
Oct 2010 adj basic to agr	701.00	-180.9	-126,810.90
Oct 2010 adj basic to agr (Valley Center)	615.00	577.8	355,347.00
Oct 2010 adj basic to agr	701.00	-577.8	-405,037.80

Adjustment Subtotal	0.0	-221,226.40
SD-07 Total	4,889.9	3,206,593.50

Meter No SD-08

Treated Domestic	Constant	Previous Reading	Current Reading	Volume (Cu. Ft.)	Rate Desc.
n/o Red Mtn. n/o Mission Rd.	100	37094762	37244827	15006500	Unbundled

--- DELIVERIES ---

	Rate Per AF	Volume AF	Amount
Tier 1 Supply Rate	101.00	344.5	34,794.50
System Access Rate	154.00	344.5	53,053.00
Water Stewardship Rate	41.00	344.5	14,124.50
System Power Rate	119.00	344.5	40,995.50
Treatment Surcharge	217.00	344.5	74,756.50
Delta Supply Surcharge	69.00	344.5	23,770.50

Delivery Subtotal	344.5	241,494.50
SD-08 Total	344.5	241,494.50

Meter No SD-09

Treated Domestic	Constant	Previous Reading	Current Reading	Volume (Cu. Ft.)	Rate Desc.
w/o Rainbow Glen. Rd. n/o Red Mtn.	100	7849840	7915792	6595200	Unbundled

--- DELIVERIES ---

	Rate Per AF	Volume AF	Amount
Tier 1 Supply Rate	101.00	151.4	15,291.40
System Access Rate	154.00	151.4	23,315.60
Water Stewardship Rate	41.00	151.4	6,207.40
System Power Rate	119.00	151.4	18,016.60
Treatment Surcharge	217.00	151.4	32,853.80
Delta Supply Surcharge	69.00	151.4	10,446.60

Delivery Subtotal	151.4	106,131.40
--------------------------	-------	------------

Agency Name	Invoice No.	Rev.	Bill Period	Page No.	Mailed On	Due On
San Diego County Water Authority	6864	0	November 2010	4 of 7	12-08-10	01-31-11

SD-09 Total 151.4 106,131.40

Meter No SD-11

Untreated Domestic	Constant	Previous Reading	Current Reading	Volume (Cu. Ft.)	Rate Desc.
e/o Wilt Rd. n/o Dos Ninos Ave.	10,000	15880846	15959954	791080000	Unbundled

--- DELIVERIES ---

	Rate Per AF	Volume AF	Amount
Tier 1 Supply Rate	101.00	18,160.7	1,834,230.70
System Access Rate	154.00	18,160.7	2,796,747.80
Water Stewardship Rate	41.00	18,160.7	744,588.70
System Power Rate	119.00	18,160.7	2,161,123.30
Delta Supply Surcharge	69.00	18,160.7	1,253,088.30
Delivery Subtotal		18,160.7	8,789,778.80

--- ADJUSTMENT ---

	Rate Per AF	Volume AF	Amount
Sep 2010 adj basic to agr (Poway)	416.00	3.2	1,331.20
Sep 2010 adj basic to agr	484.00	-3.2	-1,548.80
Oct 2010 adj basic to agr (Santa Fe Irrigation)	416.00	1.4	582.40
Oct 2010 adj basic to agr	484.00	-1.4	-677.60
Oct 2010 adj basic to agr (Olivenhain)	416.00	8.0	3,328.00
Oct 2010 adj basic to agr	484.00	-8.0	-3,872.00
Oct 2010 adj basic to agr (City of San Diego)	416.00	11.2	4,659.20
Oct 2010 adj basic to agr	484.00	-11.2	-5,420.80
Oct 2010 adj basic to agr (Escondido)	416.00	83.6	34,777.60
Oct 2010 adj basic to agr	484.00	-83.6	-40,462.40
Nov 2010 adj exch iid to sdcwa	484.00	-12,308.4	-5,957,265.60
Nov 2010 adj exch iid to sdcwa (San Diego CWA)	314.00		3,864,837.60
Adjustment Subtotal		-12,308.4	-2,099,731.20

SD-11 Total 5,852.3 6,690,047.60

Meter No SD-DS1

Desalted	Constant	Previous Reading	Current Reading	Volume (Cu. Ft.)	Rate Desc.
Desalted		N/A	N/A	N/A	Unbundled

--- ADJUSTMENT ---

	Rate Per AF	Volume AF	Amount
Dec 2009 lppds contribution voided	50.00	-281.8	14,090.00
Dec 2009 lppds contribution	50.00	279.6	-13,980.00
Apr 2010 lppds contribution voided	50.00	-312.5	15,625.00
Apr 2010 lppds contribution	50.00	332.4	-16,620.00
Nov 2010 lppds contribution	225.00	349.3	-78,592.50
Adjustment Subtotal		367.0	-79,477.50

SD-DS1 Total 367.0 -79,477.50

Meter No SD-GRP1

Recovered	Constant	Previous Reading	Current Reading	Volume (Cu. Ft.)	Rate Desc.
Recovered Greenbelt		N/A	N/A	N/A	Unbundled

--- ADJUSTMENT ---

	Rate Per AF	Volume AF	Amount
Nov 2010 grp	929.00	284.2	264,021.80
Nov 2010 grp	949.00		-269,705.80
Adjustment Subtotal		284.2	-5,684.00

SD-GRP1 Total 284.2 -5,684.00

Agency Name	Invoice No.	Rev.	Bill Period	Page No.	Mailed On	Due On
San Diego County Water Authority	6864	0	November 2010	5 of 7	12-08-10	01-31-11

Meter No SD-RCL1

Reclaimed	Constant	Previous Reading	Current Reading	Volume (Cu. Ft.)	Rate Desc.
Reclaimed		N/A	N/A	N/A	Unbundled

--- ADJUSTMENT ---

	Rate Per AF	Volume AF	Amount
Jul 2010 lrp contribution	250.00	53.2	-13,300.00
Jul 2010 lrp contribution voided	250.00	-54.4	13,600.00
Sep 2010 lrp contribution	250.00	61.2	-15,300.00
Sep 2010 lrp contribution voided	250.00	-56.2	14,050.00
Nov 2010 lrp contribution	250.00	26.6	-6,850.00
Adjustment Subtotal		30.4	-7,600.00
SD-RCL1 Total		30.4	-7,600.00

Meter No SD-RCL10

Reclaimed	Constant	Previous Reading	Current Reading	Volume (Cu. Ft.)	Rate Desc.
Reclaimed		N/A	N/A	N/A	Unbundled

--- ADJUSTMENT ---

	Rate Per AF	Volume AF	Amount
Oct 2010 lrp contribution	250.00	609.0	-152,250.00
Adjustment Subtotal		609.0	-152,250.00
SD-RCL10 Total		609.0	-152,250.00

Meter No SD-RCL12

Reclaimed	Constant	Previous Reading	Current Reading	Volume (Cu. Ft.)	Rate Desc.
Reclaimed		N/A	N/A	N/A	Unbundled

--- ADJUSTMENT ---

	Rate Per AF	Volume AF	Amount
Nov 2010 lrp contribution	250.00	74.3	-18,575.00
Adjustment Subtotal		74.3	-18,575.00
SD-RCL12 Total		74.3	-18,575.00

Meter No SD-RCL13

Reclaimed	Constant	Previous Reading	Current Reading	Volume (Cu. Ft.)	Rate Desc.
Reclaimed		N/A	N/A	N/A	Unbundled

--- ADJUSTMENT ---

	Rate Per AF	Volume AF	Amount
Nov 2010 contribution	250.00	49.0	-12,250.00
Adjustment Subtotal		49.0	-12,250.00
SD-RCL13 Total		49.0	-12,250.00

Meter No SD-RCL15

Reclaimed	Constant	Previous Reading	Current Reading	Volume (Cu. Ft.)	Rate Desc.
Reclaimed		N/A	N/A	N/A	Unbundled

--- ADJUSTMENT ---

	Rate Per AF	Volume AF	Amount
Oct 2010 contribution	150.00	212.0	-31,800.00
Adjustment Subtotal		212.0	-31,800.00
SD-RCL15 Total		212.0	-31,800.00

Agency Name	Invoice No.	Rev.	Bill Period	Page No.	Mailed On	Due On
San Diego County Water Authority	6864	0	November 2010	6 of 7	12-08-10	01-31-11

Meter No SD-RCL16

Reclaimed	Constant	Previous Reading	Current Reading	Volume (Cu. Ft.)	Rate Desc.
Reclaimed		N/A	N/A	N/A	Unbundled

--- ADJUSTMENT ---			Rate Per AF	Volume AF	Amount
Nov 2010 contribution			250.00	8.2	-2,050.00
Adjustment Subtotal				8.2	-2,050.00
SD-RCL16 Total				8.2	-2,050.00

Meter No SD-RCL6

Reclaimed	Constant	Previous Reading	Current Reading	Volume (Cu. Ft.)	Rate Desc.
Reclaimed		N/A	N/A	N/A	Unbundled

--- ADJUSTMENT ---			Rate Per AF	Volume AF	Amount
Oct 2010 lrp contribution			185.00	391.5	-72,427.50
Adjustment Subtotal				391.5	-72,427.50
SD-RCL6 Total				391.5	-72,427.50

Meter No SD-RCL8

Reclaimed	Constant	Previous Reading	Current Reading	Volume (Cu. Ft.)	Rate Desc.
Reclaimed		N/A	N/A	N/A	Unbundled

--- ADJUSTMENT ---			Rate Per AF	Volume AF	Amount
Oct 2010 lrp contribution			100.00	351.8	-35,180.00
Adjustment Subtotal				351.8	-35,180.00
SD-RCL8 Total				351.8	-35,180.00

Meter No SD-RCL9

Reclaimed	Constant	Previous Reading	Current Reading	Volume (Cu. Ft.)	Rate Desc.
		N/A	N/A	N/A	Unbundled

--- ADJUSTMENT ---			Rate Per AF	Volume AF	Amount
Nov 2010 lppre			113.00	7.3	824.90
Nov 2010 lppre			267.00		-1,949.10
Adjustment Subtotal				7.3	-1,124.20
SD-RCL9 Total				7.3	-1,124.20

Meter No SDTJ-01A

Treated Domestic	Constant	Previous Reading	Current Reading	Volume (Cu. Ft.)	Rate Desc.
San Diego-Tijuana	133.68	3393516	3393516	0	Unbundled


--- DELIVERIES ---			Rate Per AF	Volume AF	Amount
Delivery Subtotal				0.0	0.00
SDTJ-01A Total				0.0	0.00

--- OTHER CHARGES AND CREDITS ---			Amount		
Conservation Ag # 66654					145.50
Conservation Ag # 78189					113,460.91

Agency Name	Invoice No.	Rev.	Bill Period	Page No.	Mailed On	Due On
San Diego County Water Authority	6864	0	November 2010	7 of 7	12-08-10	01-31-11

VOLUME TOTAL	INVOICE TOTAL
25,376.5	\$16,362,009.81

This invoice was printed on 12/8/2010 at 3:16:50PM



MWD
 METROPOLITAN WATER DISTRICT OF SOUTHERN CALIFORNIA
 700 North Alameda Street
 Los Angeles, CA, 90012-2944

INVOICE

Billed To:
 San Diego County Water Authority



Service Address
 4677 Overland Avenue
 San Diego, CA 92123-1233

December 2010	Page No. 1 of 1
Mailed: 01/10/2011	Due Date: 02/28/2011
Invoice Number: 6892	Revision: 0

NOTICE

The MWD Administrative Code Section 4507 and 4508 require that payment must be made in "Good Funds" by the due date or the payment will be considered delinquent and an additional charge shall be assessed.

DELIVERIES	Volume (AF)
Total Water Treated Delivered	6,481.5
Total Water Untreated Delivered	19,698.1

SALES	Type	Volume (AF)	Rate (\$ /AF)	Total (\$)
Full Service	Tier 1 Supply Rate	9,114.0	\$101.00	\$920,514.00
	System Access Rate	9,114.0	\$154.00	\$1,403,556.00
	Water Stewardship Rate	9,114.0	\$41.00	\$373,674.00
	System Power Rate	9,114.0	\$119.00	\$1,084,566.00
	Delta Supply Surcharge	9,114.0	\$69.00	\$628,866.00
	Treatment Surcharge	5,601.1	\$217.00	\$1,215,438.70
IAWP	Treated	934.4		\$574,656.00
	Untreated	69.9		\$29,078.40
SUBTOTAL				\$6,230,349.10

WATER MANAGEMENT	Volume (AF)	Total (\$)
Local Resource Programs	1,156.1	(\$184,311.70)
SUBTOTAL		(\$184,311.70)

EXCHANGES, WHEELING, AND OTHER DELIVERIES	Volume (AF)	Total (\$)
IID San Diego Exchange UnTreated	16,115.3	\$5,060,204.20
		\$5,060,204.20

OTHER CHARGES AND CREDITS	Rate (\$ /AF)	Total (\$)
Conservation Debit/Credit		\$86,797.07
SUBTOTAL		\$86,797.07

ADDITIONAL INFORMATION	Volume (AF)	Tier1 %	Peak Day	Flow (CFS)
Purchase Order Commitment (Jan 2003 to Dec 2012)	3,342,570.6			
Purchase Order Firm Delivery To Date (Jan 2003 to Dec 2012)	3,570,210.8			
Tier 1 Annual Limit (For Current Calendar Year)	547,239.0			
Tier 1 YTD Deliveries (For Current Calendar Year)	277,776.1	50.8		
Tier 1 Current Month Deliveries	9,114.0			
Capacity Charge			8/21/2007	1,296.0

INVOICE TOTAL	Volume AF 11,274.4	Amount Now Due \$11,193,038.67
----------------------	------------------------------	--

Note: Amount Due is based on highlighted fields.



MWD
 METROPOLITAN WATER DISTRICT OF SOUTHERN CALIFORNIA
 700 North Alameda Street
 Los Angeles, CA, 90012-2944

INVOICE DETAIL

NOTICE

The MWD Administrative Code Section 4507 and 4508 require that payment must be made in "Good Funds" by the due date or the payment will be considered delinquent and an additional charge shall be assessed.

IN ACCORDANCE WITH READINGS AND BILLING DATA LISTED BELOW

Agency Name	Invoice No.	Rev.	Bill Period	Page No.	Mailed On	Due On
San Diego County Water Authority	6892	0	December 2010	1 of 6	01-10-11	02-28-11

Meter No CM-10

Treated	Constant	Previous Reading	Current Reading	Volume (Cu. Ft.)	Rate Desc.
Treated Domestic		0	0	0	Unbundled

--- ADJUSTMENT ---

	Rate Per AF	Volume AF	Amount
Dec 2010 adj oc to sd transfer	701.00	54.0	37,854.00
Adjustment Subtotal		54.0	37,854.00
CM-10 Total		54.0	37,854.00

Meter No SD-01A

Treated Domestic	Constant	Previous Reading	Current Reading	Volume (Cu. Ft.)	Rate Desc.
Rainbow Cyn. Rd. e/o Frontage Rd.	1,000	25823822	25870124	46302000	Unbundled

--- DELIVERIES ---

	Rate Per AF	Volume AF	Amount
Tier 1 Supply Rate	101.00	1,062.9	107,352.90
System Access Rate	154.00	1,062.9	163,686.60
Water Stewardship Rate	41.00	1,062.9	43,578.90
System Power Rate	119.00	1,062.9	126,485.10
Treatment Surcharge	217.00	1,062.9	230,649.30
Delta Supply Surcharge	69.00	1,062.9	73,340.10
Delivery Subtotal		1,062.9	745,092.90
SD-01A Total		1,062.9	745,092.90

Meter No SD-01B

Treated Domestic	Constant	Previous Reading	Current Reading	Volume (Cu. Ft.)	Rate Desc.
Rainbow Cyn. Rd. e/o Frontage Rd.	1,000	25343948	25389546	45598000	Unbundled

--- DELIVERIES ---

	Rate Per AF	Volume AF	Amount
Tier 1 Supply Rate	101.00	1,046.8	105,726.80
System Access Rate	154.00	1,046.8	161,207.20
Water Stewardship Rate	41.00	1,046.8	42,918.80
System Power Rate	119.00	1,046.8	124,569.20
Treatment Surcharge	217.00	1,046.8	227,155.60
Delta Supply Surcharge	69.00	1,046.8	72,229.20
Delivery Subtotal		1,046.8	733,806.80
SD-01B Total		1,046.8	733,806.80

Agency Name	Invoice No.	Rev.	Bill Period	Page No.	Mailed On	Due On
San Diego County Water Authority	6892	0	December 2010	2 of 6	01-10-11	02-28-11

Meter No SD-02

Treated Domestic	Constant	Previous Reading	Current Reading	Volume (Cu. Ft.)	Rate Desc.
w/o Rainbow Glen Rd.	100	25609261	25667071	5781000	Unbundled

--- DELIVERIES ---		Rate Per AF	Volume AF	Amount
Tier 1 Supply Rate		101.00	132.7	13,402.70
System Access Rate		154.00	132.7	20,435.80
Water Stewardship Rate		41.00	132.7	5,440.70
System Power Rate		119.00	132.7	15,791.30
Treatment Surcharge		217.00	132.7	28,795.90
Delta Supply Surcharge		69.00	132.7	9,156.30
Delivery Subtotal			132.7	93,022.70
SD-02 Total			132.7	93,022.70

Meter No SD-03

Untreated Domestic	Constant	Previous Reading	Current Reading	Volume (Cu. Ft.)	Rate Desc.
Rainbow Cyn. Rd. e/o Frontage Rd.	1,000	84741112	84905180	164068000	Unbundled

--- DELIVERIES ---		Rate Per AF	Volume AF	Amount
Tier 1 Supply Rate		101.00	3,766.5	380,416.50
System Access Rate		154.00	3,766.5	580,041.00
Water Stewardship Rate		41.00	3,766.5	154,426.50
System Power Rate		119.00	3,766.5	448,213.50
Delta Supply Surcharge		69.00	3,766.5	259,888.50
Delivery Subtotal			3,766.5	1,822,986.00
SD-03 Total			3,766.5	1,822,986.00

Meter No SD-05

Treated Domestic	Constant	Previous Reading	Current Reading	Volume (Cu. Ft.)	Rate Desc.
s/o Reche Rd. w/o Wilt Rd.	100	9482132	9528590	4645800	Unbundled

--- DELIVERIES ---		Rate Per AF	Volume AF	Amount
Tier 1 Supply Rate		101.00	106.7	10,776.70
System Access Rate		154.00	106.7	16,431.80
Water Stewardship Rate		41.00	106.7	4,374.70
System Power Rate		119.00	106.7	12,697.30
Treatment Surcharge		217.00	106.7	23,153.90
Delta Supply Surcharge		69.00	106.7	7,362.30
Delivery Subtotal			106.7	74,796.70
SD-05 Total			106.7	74,796.70

Meter No SD-07

Treated Domestic	Constant	Previous Reading	Current Reading	Volume (Cu. Ft.)	Rate Desc.
e/o Wilt Rd. n/o Dos Ninos Ave.	1,000	115144389	115307507	163118000	Unbundled

--- DELIVERIES ---		Rate Per AF	Volume AF	Amount
Tier 1 Supply Rate		101.00	3,744.7	378,214.70
System Access Rate		154.00	3,744.7	576,683.80
Water Stewardship Rate		41.00	3,744.7	153,532.70
System Power Rate		119.00	3,744.7	445,619.30
Treatment Surcharge		217.00	3,744.7	812,599.90
Delta Supply Surcharge		69.00	3,744.7	258,384.30
Delivery Subtotal			3,744.7	2,625,034.70

--- ADJUSTMENT ---		Rate Per AF	Volume AF	Amount
Oct 2010 adj basic to agr (Vista)		615.00	1.2	738.00

Agency Name	Invoice No.	Rev.	Bill Period	Page No.	Mailed On	Due On
San Diego County Water Authority	6892	0	December 2010	3 of 6	01-10-11	02-28-11

--- ADJUSTMENT ---

	Rate Per AF	Volume AF	Amount
Oct 2010 adj basic to agr	701.00	-1.2	-841.20
Nov 2010 adj basic to agr (Padre Dam)	615.00	31.5	19,372.50
Nov 2010 adj basic to agr	701.00	-31.5	-22,081.50
Nov 2010 adj basic to agr (City of San Diego)	615.00	0.8	492.00
Nov 2010 adj basic to agr	701.00	-0.8	-560.80
Nov 2010 adj basic to agr (Yuima)	615.00	38.3	23,554.50
Nov 2010 adj basic to agr	701.00	-38.3	-26,848.30
Nov 2010 adj basic to agr (Vallecitos)	615.00	39.9	24,538.50
Nov 2010 adj basic to agr	701.00	-39.9	-27,969.90
Nov 2010 adj basic to agr (Ramona)	615.00	75.1	46,186.50
Nov 2010 adj basic to agr	701.00	-75.1	-52,645.10
Nov 2010 adj basic to agr (Fallbrook)	615.00	95.0	58,425.00
Nov 2010 adj basic to agr	701.00	-95.0	-66,595.00
Nov 2010 adj basic to agr (Rainbow)	615.00	159.5	98,092.50
Nov 2010 adj basic to agr	701.00	-159.5	-111,809.50
Nov 2010 adj basic to agr (Valley Center)	615.00	439.2	270,108.00
Nov 2010 adj basic to agr	701.00	-439.2	-307,879.20
Dec 2010 adj basic to agr (Yuima)	615.00	53.9	33,148.50
Dec 2010 adj basic to agr	701.00	-53.9	-37,783.90
Adjustment Subtotal		0.0	-80,358.40

SD-07 Total 3,744.7 2,544,676.30

Meter No SD-08

Treated Domestic	Constant	Previous Reading	Current Reading	Volume (Cu. Ft.)	Rate Desc.
n/o Red Mtn. n/o Mission Rd.	100	37244827	37375446	13061900	Unbundled

--- DELIVERIES ---

	Rate Per AF	Volume AF	Amount
Tier 1 Supply Rate	101.00	299.9	30,289.90
System Access Rate	154.00	299.9	46,184.60
Water Stewardship Rate	41.00	299.9	12,295.90
System Power Rate	119.00	299.9	35,688.10
Treatment Surcharge	217.00	299.9	65,078.30
Delta Supply Surcharge	69.00	299.9	20,693.10
Dec 2010, meter under 10% flow Tier 1 Supply Rate	101.00	1.0	101.00
Dec 2010, meter under 10% flow System Access Rate	154.00	1.0	154.00
Dec 2010, meter under 10% flow Water Stewardship Rate	41.00	1.0	41.00
Dec 2010, meter under 10% flow System Power Rate	119.00	1.0	119.00
Dec 2010, meter under 10% flow Treatment Surcharge	217.00	1.0	217.00
Dec 2010, meter under 10% flow Delta Supply Surcharge	69.00	1.0	69.00
Delivery Subtotal		300.9	210,930.90

SD-08 Total 300.9 210,930.90

Meter No SD-09

Treated Domestic	Constant	Previous Reading	Current Reading	Volume (Cu. Ft.)	Rate Desc.
w/o Rainbow Glen. Rd. n/o Red Mtn	100	7915792	7953606	3781400	Unbundled

--- DELIVERIES ---

	Rate Per AF	Volume AF	Amount
Tier 1 Supply Rate	101.00	86.8	8,766.80
System Access Rate	154.00	86.8	13,367.20
Water Stewardship Rate	41.00	86.8	3,558.80
System Power Rate	119.00	86.8	10,329.20
Treatment Surcharge	217.00	86.8	18,835.60
Delta Supply Surcharge	69.00	86.8	5,989.20
Delivery Subtotal		86.8	60,846.80

SD-09 Total 86.8 60,846.80

Agency Name	Invoice No.	Rev.	Bill Period	Page No.	Mailed On	Due On
San Diego County Water Authority	6892	0	December 2010	4 of 6	01-10-11	02-28-11

Meter No SD-11

Untreated Domestic	Constant	Previous Reading	Current Reading	Volume (Cu. Ft.)	Rate Desc.
e/o Wilt Rd. n/o Dos Ninos Ave.	10,000	15959954	16029352	693980000	Unbundled

---	DELIVERIES ---	Rate Per AF	Volume AF	Amount
	Tier 1 Supply Rate	101.00	15,931.6	1,609,091.60
	System Access Rate	154.00	15,931.6	2,453,466.40
	Water Stewardship Rate	41.00	15,931.6	653,195.60
	System Power Rate	119.00	15,931.6	1,895,860.40
	Delta Supply Surcharge	69.00	15,931.6	1,099,280.40
	Delivery Subtotal		15,931.6	7,710,894.40

---	ADJUSTMENT ---	Rate Per AF	Volume AF	Amount
	Jul 2010 adj exch iid to sdcwa	484.00	-634.5	-307,098.00
	Jul 2010 adj exch iid to sdcwa (San Diego CWA)	314.00		199,233.00
	Aug 2010 adj exch iid to sdcwa	484.00	-634.5	-307,098.00
	Aug 2010 adj exch iid to sdcwa (San Diego CWA)	314.00		199,233.00
	Sep 2010 adj exch iid to sdcwa	484.00	-634.5	-307,098.00
	Sep 2010 adj exch iid to sdcwa (San Diego CWA)	314.00		199,233.00
	Oct 2010 adj exch iid to sdcwa	484.00	-634.5	-307,098.00
	Oct 2010 adj exch iid to sdcwa (San Diego CWA)	314.00		199,233.00
	Oct 2010 adj basic to agr (Poway)	416.00	3.5	1,456.00
	Oct 2010 adj basic to agr	484.00	-3.5	-1,694.00
	Nov 2010 adj exch iid to sdcwa	484.00	-634.5	-307,098.00
	Nov 2010 adj exch iid to sdcwa (San Diego CWA)	314.00		199,233.00
	Nov 2010 adj basic to agr (Santa Fe Irrigation)	416.00	1.0	416.00
	Nov 2010 adj basic to agr	484.00	-1.0	-484.00
	Nov 2010 adj basic to agr (City of San Diego)	416.00	11.8	4,908.80
	Nov 2010 adj basic to agr	484.00	-11.8	-5,711.20
	Nov 2010 adj basic to agr (Escondido)	416.00	53.6	22,297.60
	Nov 2010 adj basic to agr	484.00	-53.6	-25,942.40
	Dec 2010 adj exch iid to sdcwa	484.00	-12,308.3	-5,957,217.20
	Dec 2010 adj exch iid to sdcwa (San Diego CWA)	314.00		3,864,806.20
	Dec 2010 adj exch iid to sdcwa	484.00	-634.5	-307,098.00
	Dec 2010 adj exch iid to sdcwa (San Diego CWA)	314.00		199,233.00
	Adjustment Subtotal		-16,115.3	-2,744,354.20
	SD-11 Total		-183.7	4,966,540.20

Meter No SD-DS1

N/A	Constant	Previous Reading	Current Reading	Volume (Cu. Ft.)	Rate Desc.
Desalted	No Cons 3	N/A	N/A	N/A	Unbundled

---	ADJUSTMENT ---	Rate Per AF	Volume AF	Amount
	Dec 2010 lppds contribution	225.00	292.9	-65,902.50
	Adjustment Subtotal		292.9	-65,902.50
	SD-DS1 Total		292.9	-65,902.50

Meter No SD-GRP1

Recovered	Constant	Previous Reading	Current Reading	Volume (Cu. Ft.)	Rate Desc.
Recovered Greenbelt		N/A	N/A	N/A	Unbundled

---	ADJUSTMENT ---	Rate Per AF	Volume AF	Amount
	Dec 2010 grp	929.00	286.0	265,694.00
	Dec 2010 grp	949.00		-271,414.00
	Adjustment Subtotal		286.0	-5,720.00
	SD-GRP1 Total		286.0	-5,720.00

Agency Name	Invoice No.	Rev.	Bill Period	Page No.	Mailed On	Due On
San Diego County Water Authority	6892	0	December 2010	5 of 6	01-10-11	02-28-11

Meter No SD-RCL1

Reclaimed	Constant	Previous Reading	Current Reading	Volume (Cu. Ft.)	Rate Desc.
Reclaimed		N/A	N/A	N/A	Unbundled

--- ADJUSTMENT ---			Rate Per AF	Volume AF	Amount
Dec 2010 lrp contribution			250.00	22.4	-5,600.00
Adjustment Subtotal				22.4	-5,600.00
SD-RCL1 Total				22.4	-5,600.00

Meter No SD-RCL10

Reclaimed	Constant	Previous Reading	Current Reading	Volume (Cu. Ft.)	Rate Desc.
Reclaimed		N/A	N/A	N/A	Unbundled

--- ADJUSTMENT ---			Rate Per AF	Volume AF	Amount
Nov 2010 lrp contribution			250.00	288.3	-72,075.00
Adjustment Subtotal				288.3	-72,075.00
SD-RCL10 Total				288.3	-72,075.00

Meter No SD-RCL11

Reclaimed	Constant	Previous Reading	Current Reading	Volume (Cu. Ft.)	Rate Desc.
Reclaimed		N/A	N/A	N/A	Unbundled

--- ADJUSTMENT ---			Rate Per AF	Volume AF	Amount
Nov 2010 contribution			84.00	9.7	-814.80
Adjustment Subtotal				9.7	-814.80
SD-RCL11 Total				9.7	-814.80

Meter No SD-RCL12

Reclaimed	Constant	Previous Reading	Current Reading	Volume (Cu. Ft.)	Rate Desc.
Reclaimed		N/A	N/A	N/A	Unbundled

--- ADJUSTMENT ---			Rate Per AF	Volume AF	Amount
Dec 2010 lrp contribution			250.00	41.1	-10,275.00
Adjustment Subtotal				41.1	-10,275.00
SD-RCL12 Total				41.1	-10,275.00

Meter No SD-RCL15

Reclaimed	Constant	Previous Reading	Current Reading	Volume (Cu. Ft.)	Rate Desc.
Reclaimed		N/A	N/A	N/A	Unbundled

--- ADJUSTMENT ---			Rate Per AF	Volume AF	Amount
Nov 2010 contribution			150.00	29.4	-4,410.00
Adjustment Subtotal				29.4	-4,410.00
SD-RCL15 Total				29.4	-4,410.00

Agency Name	Invoice No.	Rev.	Bill Period	Page No.	Mailed On	Due On
San Diego County Water Authority	6892	0	December 2010	6 of 6	01-10-11	02-28-11

Meter No SD-RCL16

Reclaimed	Constant	Previous Reading	Current Reading	Volume (Cu. Ft.)	Rate Desc.
Reclaimed		N/A	N/A	N/A	Unbundled

--- ADJUSTMENT ---			Rate Per AF	Volume AF	Amount
Dec 2010 contribution			250.00	4.6	-1,150.00
Adjustment Subtotal				4.6	-1,150.00
SD-RCL16 Total				4.6	-1,150.00

Meter No SD-RCL8

Reclaimed	Constant	Previous Reading	Current Reading	Volume (Cu. Ft.)	Rate Desc.
Reclaimed		N/A	N/A	N/A	Unbundled

--- ADJUSTMENT ---			Rate Per AF	Volume AF	Amount
Nov 2010 lrp contribution			100.00	178.1	-17,810.00
Adjustment Subtotal				178.1	-17,810.00
SD-RCL8 Total				178.1	-17,810.00

Meter No SD-RCL9

Reclaimed	Constant	Previous Reading	Current Reading	Volume (Cu. Ft.)	Rate Desc.
		N/A	N/A	N/A	Unbundled

--- ADJUSTMENT ---			Rate Per AF	Volume AF	Amount
Dec 2010 lppre			113.00	3.6	406.80
Dec 2010 lppre			267.00		-961.20
Adjustment Subtotal				3.6	-554.40
SD-RCL9 Total				3.6	-554.40

Meter No SDTJ-01A


Treated Domestic	Constant	Previous Reading	Current Reading	Volume (Cu. Ft.)	Rate Desc.
San Diego-Tijuana	133.68	3393516	3393516	0	Unbundled

--- DELIVERIES ---			Rate Per AF	Volume AF	Amount
Delivery Subtotal				0.0	0.00
SDTJ-01A Total				0.0	0.00

--- OTHER CHARGES AND CREDITS ---			Amount		
Conservation Ag # 78189					86,797.07

VOLUME TOTAL	INVOICE TOTAL
11,274.4	\$11,193,038.67

This invoice was printed on 1/10/2011 at 12:58:31PM



MWD
 METROPOLITAN WATER DISTRICT OF SOUTHERN CALIFORNIA
 700 North Alameda Street
 Los Angeles, CA, 90012-2944

INVOICE

Billed To:
 San Diego County Water Authority



Service Address
 4677 Overland Avenue
 San Diego, CA 92123-1233

January 2011	Page No. 1 of 2
Mailed: 02/09/2011	Due Date: 03/30/2011
Invoice Number: 6920	Revision: 0

NOTICE

The MWD Administrative Code Section 4507 and 4508 require that payment must be made in "Good Funds" by the due date or the payment will be considered delinquent and an additional charge shall be assessed.

DELIVERIES	Volume (AF)
Total Water Treated Delivered	6,017.1
Total Water Untreated Delivered	15,741.8

SALES	Type	Volume (AF)	Rate (\$ /AF)	Total (\$)
Full Service	Tier 1 Supply Rate	8,386.1	\$104.00	\$872,154.40
	System Access Rate	8,386.1	\$204.00	\$1,710,764.40
	Water Stewardship Rate	8,386.1	\$41.00	\$343,830.10
	System Power Rate	8,386.1	\$127.00	\$1,065,034.70
	Delta Supply Surcharge	8,386.1	\$51.00	\$427,691.10
	Treatment Surcharge	5,786.0	\$217.00	\$1,255,562.00
Adjust Full Service Prior Rates				
Certification(s) for 201001 to 201012 for Domestic	Treated	620.6	\$701.00	\$435,040.60
	Untreated	-38.3	\$484.00	(\$18,537.20)
IAWP	Treated	-522.8		(\$314,480.40)
	Untreated	38.3		\$15,932.80
SUBTOTAL				\$5,792,992.50

WATER MANAGEMENT	Volume (AF)	Total (\$)
Local Resource Programs	1,288.6	(\$205,777.80)
SUBTOTAL		(\$205,777.80)

EXCHANGES, WHEELING, AND OTHER DELIVERIES	Volume (AF)	Total (\$)
Wheeling Treated	197.1	\$91,060.20
IID San Diego Exchange UnTreated	13,141.7	\$4,888,712.40
		\$4,979,772.60

OTHER CHARGES AND CREDITS	Rate (\$ /AF)	Total (\$)
Conservation Debit/Credit		(\$89,401.58)
SUBTOTAL		(\$89,401.58)

ADDITIONAL INFORMATION	Volume (AF)	Tier1 %	Peak Day	Flow (CFS)
Purchase Order Commitment (Jan 2003 to Dec 2012)	3,342,570.6			
Purchase Order Firm Delivery To Date (Jan 2003 to Dec 2012)	3,579,376.3			
Tier 1 Annual Limit (For Current Calendar Year)	547,239.0			
Tier 1 YTD Deliveries (For Current Calendar Year)	8,583.2	1.6		
Tier 1 Current Month Deliveries	8,583.2			
Capacity Charge			8/21/2007	1,278.4

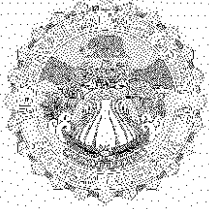
Agency Name	Invoice No.	Rev.	Bill Period	Page No.	Mailed On	Due On
San Diego County Water Authority	6920	0	January 2011	2 of 2	02-09-11	03-30-11

INVOICE TOTAL

Volume AF
9,969.6

Amount Now Due
\$10,477,585.72

Note: Amount Due is based on highlighted fields.



MWD
 METROPOLITAN WATER DISTRICT OF SOUTHERN CALIFORNIA
 700 North Alameda Street
 Los Angeles, CA, 90012-2944

INVOICE DETAIL

NOTICE

The MWD Administrative Code Section 4507 and 4508 require that payment must be made in "Good Funds" by the due date or the payment will be considered delinquent and an additional charge shall be assessed.

IN ACCORDANCE WITH READINGS AND BILLING DATA LISTED BELOW

Agency Name	Invoice No.	Rev.	Bill Period	Page No.	Mailed On	Due On
San Diego County Water Authority	6920	0	January 2011	1 of 7	02-09-11	03-30-11

Meter No CM-10

Treated	Constant	Previous Reading	Current Reading	Volume (Cu. Ft.)	Rate Desc.
Treated Domestic		0	0	0	Unbundled

--- ADJUSTMENT ---

	Rate Per AF	Volume AF	Amount
Jan 2011 adj oc to sd transfer	744.00	63.8	47,467.20
Adjustment Subtotal		63.8	47,467.20
CM-10 Total		63.8	47,467.20

Meter No SD-01A

Treated Domestic	Constant	Previous Reading	Current Reading	Volume (Cu. Ft.)	Rate Desc.
Rainbow Cyn. Rd. e/o Frontage Rd.	1,000	25870124	25911348	41224000	Unbundled

--- DELIVERIES ---

	Rate Per AF	Volume AF	Amount
Tier 1 Supply Rate	104.00	946.4	98,425.60
System Access Rate	204.00	946.4	193,065.60
Water Stewardship Rate	41.00	946.4	38,802.40
System Power Rate	127.00	946.4	120,192.80
Treatment Surcharge	217.00	946.4	205,368.80
Delta Supply Surcharge	51.00	946.4	48,266.40
Delivery Subtotal		946.4	704,121.60
SD-01A Total		946.4	704,121.60

Meter No SD-01B

Treated Domestic	Constant	Previous Reading	Current Reading	Volume (Cu. Ft.)	Rate Desc.
Rainbow Cyn. Rd. e/o Frontage Rd.	1,000	25389546	25427799	38253000	Unbundled

--- DELIVERIES ---

	Rate Per AF	Volume AF	Amount
Tier 1 Supply Rate	104.00	878.2	91,332.80
System Access Rate	204.00	878.2	179,152.80
Water Stewardship Rate	41.00	878.2	36,006.20
System Power Rate	127.00	878.2	111,531.40
Treatment Surcharge	217.00	878.2	190,569.40
Delta Supply Surcharge	51.00	878.2	44,788.20
Jan 2011, meter under 10% flow Tier 1 Supply Rate	104.00	0.3	31.20
Jan 2011, meter under 10% flow System Access Rate	204.00	0.3	61.20
Jan 2011, meter under 10% flow Water Stewardship Rate	41.00	0.3	12.30
Jan 2011, meter under 10% flow System Power Rate	127.00	0.3	38.10
Jan 2011, meter under 10% flow Treatment Surcharge	217.00	0.3	65.10
Jan 2011, meter under 10% flow Delta Supply Surcharge	51.00	0.3	15.30
Delivery Subtotal		878.5	653,604.00

Agency Name	Invoice No.	Rev.	Bill Period	Page No.	Mailed On	Due On
San Diego County Water Authority	6920	0	January 2011	2 of 7	02-09-11	03-30-11

SD-01B Total 878.5 653,604.00

Meter No. SD-02

Treated Domestic	Constant	Previous Reading	Current Reading	Volume (Cu. Ft.)	Rate Desc.
w/o Rainbow Glen Rd.	100	25667071	25730773	6370200	Unbundled

--- DELIVERIES ---

	Rate Per AF	Volume AF	Amount
Tier 1 Supply Rate	104.00	146.2	15,204.80
System Access Rate	204.00	146.2	29,824.80
Water Stewardship Rate	41.00	146.2	5,994.20
System Power Rate	127.00	146.2	18,567.40
Treatment Surcharge	217.00	146.2	31,725.40
Delta Supply Surcharge	51.00	146.2	7,456.20
Jan 2011, meter under 10% flow Tier 1 Supply Rate	104.00	0.2	20.80
Jan 2011, meter under 10% flow System Access Rate	204.00	0.2	40.80
Jan 2011, meter under 10% flow Water Stewardship Rate	41.00	0.2	8.20
Jan 2011, meter under 10% flow System Power Rate	127.00	0.2	25.40
Jan 2011, meter under 10% flow Treatment Surcharge	217.00	0.2	43.40
Jan 2011, meter under 10% flow Delta Supply Surcharge	51.00	0.2	10.20
Delivery Subtotal		146.4	108,921.60

SD-02 Total 146.4 108,921.60

Meter No. SD-03

Untreated Domestic	Constant	Previous Reading	Current Reading	Volume (Cu. Ft.)	Rate Desc.
Rainbow Cyn. Rd. e/o Frontage Rd.	1,000	84905180	85019532	114352000	Unbundled

--- DELIVERIES ---

	Rate Per AF	Volume AF	Amount
Tier 1 Supply Rate	104.00	2,625.2	273,020.80
System Access Rate	204.00	2,625.2	535,540.80
Water Stewardship Rate	41.00	2,625.2	107,633.20
System Power Rate	127.00	2,625.2	333,400.40
Delta Supply Surcharge	51.00	2,625.2	133,885.20
Delivery Subtotal		2,625.2	1,383,480.40

--- ADJUSTMENT ---

	Rate Per AF	Volume AF	Amount
Jan 2011 adj exch iid to sdcwa (add to sd-11's 13,116.6 af, total s/b 13,141.7 af)	527.00	-25.1	-13,227.70
Jan 2011 adj exch iid to sdcwa (add to sd-11's 13,116.6 af, total s/b 13,141.7 af) (San Diego CWA)	372.00		9,337.20
Adjustment Subtotal		-25.1	-3,890.50

SD-03 Total 2,600.1 1,379,589.90

Meter No. SD-05

Treated Domestic	Constant	Previous Reading	Current Reading	Volume (Cu. Ft.)	Rate Desc.
s/o Reche Rd. w/o Wilt Rd.	100	9528590	9571156	4256600	Unbundled

--- DELIVERIES ---

	Rate Per AF	Volume AF	Amount
Tier 1 Supply Rate	104.00	97.7	10,160.80
System Access Rate	204.00	97.7	19,930.80
Water Stewardship Rate	41.00	97.7	4,005.70
System Power Rate	127.00	97.7	12,407.90
Treatment Surcharge	217.00	97.7	21,200.90
Delta Supply Surcharge	51.00	97.7	4,982.70
Delivery Subtotal		97.7	72,688.80

SD-05 Total 97.7 72,688.80

Agency Name	Invoice No.	Rev.	Bill Period	Page No.	Mailed On	Due On
San Diego County Water Authority	6920	0	January 2011	3 of 7	02-09-11	03-30-11

Meter No SD-07

Treated Domestic	Constant	Previous Reading	Current Reading	Volume (Cu. Ft.)	Rate Desc.
e/o Wilt Rd. n/o Dos Ninos Ave.	1,000	115307507	115459069	151562000	Unbundled

--- DELIVERIES ---

	Rate Per AF	Volume AF	Amount
Tier 1 Supply Rate	104.00	3,479.4	361,857.60
System Access Rate	204.00	3,479.4	709,797.60
Water Stewardship Rate	41.00	3,479.4	142,655.40
System Power Rate	127.00	3,479.4	441,883.80
Treatment Surcharge	217.00	3,479.4	755,029.80
Delta Supply Surcharge	51.00	3,479.4	177,449.40
Jan 2011, meter under 10% flow Tier 1 Supply Rate	104.00	0.9	93.60
Jan 2011, meter under 10% flow System Access Rate	204.00	0.9	183.60
Jan 2011, meter under 10% flow Water Stewardship Rate	41.00	0.9	36.90
Jan 2011, meter under 10% flow System Power Rate	127.00	0.9	114.30
Jan 2011, meter under 10% flow Treatment Surcharge	217.00	0.9	195.30
Jan 2011, meter under 10% flow Delta Supply Surcharge	51.00	0.9	45.90
Delivery Subtotal		3,480.3	2,589,343.20

--- ADJUSTMENT ---

	Rate Per AF	Volume AF	Amount
Jun 2010 adj basic to agr voided (Yuima)	615.00	-188.0	-115,620.00
Jun 2010 adj basic to agr voided	701.00	188.0	131,788.00
Jul 2010 adj basic to agr voided (Yuima)	615.00	-264.8	-162,852.00
Jul 2010 adj basic to agr voided	701.00	264.8	185,624.80
Aug 2010 adj basic to agr voided (Yuima)	615.00	-392.3	-241,264.50
Aug 2010 adj basic to agr voided	701.00	392.3	275,002.30
Sep 2010 adj basic to agr voided (Yuima)	615.00	-396.9	-244,093.60
Sep 2010 adj basic to agr voided	701.00	396.9	278,226.90
Nov 2010 adj basic to agr (Vista)	615.00	0.1	61.50
Nov 2010 adj basic to agr	701.00	-0.1	-70.10
Nov 2010 adj basic to agr (Olivenhain)	615.00	12.3	7,564.50
Nov 2010 adj basic to agr	701.00	-12.3	-8,622.30
Nov 2010 adj basic to agr (Rincon)	615.00	15.2	9,348.00
Nov 2010 adj basic to agr	701.00	-15.2	-10,655.20
Dec 2010 adj basic to agr (Olivenhain)	615.00	0.3	184.50
Dec 2010 adj basic to agr	701.00	-0.3	-210.30
Dec 2010 adj basic to agr (City of San Diego)	615.00	1.1	676.50
Dec 2010 adj basic to agr	701.00	-1.1	-771.10
Dec 2010 adj basic to agr (Rincon)	615.00	11.2	6,888.00
Dec 2010 adj basic to agr	701.00	-11.2	-7,851.20
Dec 2010 adj basic to agr (Padre Dam)	615.00	13.0	7,995.00
Dec 2010 adj basic to agr	701.00	-13.0	-9,113.00
Dec 2010 adj basic to agr (Vallecitos)	615.00	20.6	12,669.00
Dec 2010 adj basic to agr	701.00	-20.6	-14,440.60
Dec 2010 adj basic to agr (Ramona)	615.00	32.8	20,172.00
Dec 2010 adj basic to agr	701.00	-32.8	-22,992.80
Dec 2010 adj basic to agr (Fallbrook)	615.00	78.2	48,093.00
Dec 2010 adj basic to agr	701.00	-78.2	-54,818.20
Dec 2010 adj basic to agr (Rainbow)	615.00	110.5	67,957.50
Dec 2010 adj basic to agr	701.00	-110.5	-77,460.50
Dec 2010 adj basic to agr (Valley Center)	615.00	326.1	200,551.50
Dec 2010 adj basic to agr	701.00	-326.1	-228,586.10
Jan 2011 adj basic to agr (Vallecitos)	687.00	18.7	12,846.90
Jan 2011 adj basic to agr	744.00	-18.7	-13,912.80
Jan 2011 adj basic to agr (Rainbow)	687.00	79.1	54,341.70
Jan 2011 adj basic to agr	744.00	-79.1	-58,850.40
Jan 2011 adj fallbrook	744.00	-197.1	-146,642.40
Jan 2011 ADJ FALLBROOK System Access	204.00	197.1	40,208.40
Jan 2011 ADJ FALLBROOK Stewardship	41.00	197.1	8,081.10
Jan 2011 ADJ FALLBROOK Treatment	217.00	197.1	42,770.70
Adjustment Subtotal		0.0	-7,785.20

SD-07 Total 3,480.3 2,581,558.00

Agency Name	Invoice No.	Rev.	Bill Period	Page No.	Mailed On	Due On
San Diego County Water Authority	6920	0	January 2011	4 of 7	02-09-11	03-30-11

Meter No SD-08

Treated Domestic	Constant	Previous Reading	Current Reading	Volume (Cu. Ft.)	Rate Desc.
n/o Red Mtn. n/o Mission Rd.	100	37375446	37525600	15015400	Unbundled

--- DELIVERIES ---			
	Rate Per AF	Volume AF	Amount
Tier 1 Supply Rate	104.00	344.7	35,848.80
System Access Rate	204.00	344.7	70,318.80
Water Stewardship Rate	41.00	344.7	14,132.70
System Power Rate	127.00	344.7	43,776.90
Treatment Surcharge	217.00	344.7	74,799.90
Delta Supply Surcharge	51.00	344.7	17,579.70
Delivery Subtotal		344.7	256,456.80
SD-08 Total		344.7	256,456.80

Meter No SD-09

Treated Domestic	Constant	Previous Reading	Current Reading	Volume (Cu. Ft.)	Rate Desc.
w/o Rainbow Glen. Rd. n/o Red Mtn.	100	7953606	8007245	5363900	Unbundled

--- DELIVERIES ---			
	Rate Per AF	Volume AF	Amount
Tier 1 Supply Rate	104.00	123.1	12,802.40
System Access Rate	204.00	123.1	25,112.40
Water Stewardship Rate	41.00	123.1	5,047.10
System Power Rate	127.00	123.1	15,633.70
Treatment Surcharge	217.00	123.1	26,712.70
Delta Supply Surcharge	51.00	123.1	6,278.10
Delivery Subtotal		123.1	91,586.40
SD-09 Total		123.1	91,586.40

Meter No SD-11

Untreated Domestic	Constant	Previous Reading	Current Reading	Volume (Cu. Ft.)	Rate Desc.
e/o Wilt Rd. n/o Dos Ninos Ave.	10,000	16029352	16086488	571360000	Unbundled

--- DELIVERIES ---			
	Rate Per AF	Volume AF	Amount
Tier 1 Supply Rate	104.00	13,116.6	1,364,126.40
System Access Rate	204.00	13,116.6	2,675,786.40
Water Stewardship Rate	41.00	13,116.6	537,780.60
System Power Rate	127.00	13,116.6	1,665,808.20
Delta Supply Surcharge	51.00	13,116.6	668,946.60
Delivery Subtotal		13,116.6	6,912,448.20

--- ADJUSTMENT ---			
	Rate Per AF	Volume AF	Amount
Nov 2010 adj basic to agr (Poway)	416.00	0.9	374.40
Nov 2010 adj basic to agr	484.00	-0.9	-435.60
Nov 2010 adj basic to agr (Vista)	416.00	1.2	499.20
Nov 2010 adj basic to agr	484.00	-1.2	-580.80
Dec 2010 adj basic to agr (Santa Fe Irrigation)	416.00	0.7	291.20
Dec 2010 adj basic to agr	484.00	-0.7	-338.80
Dec 2010 adj basic to agr (Olivenhain)	416.00	6.2	2,579.20
Dec 2010 adj basic to agr	484.00	-6.2	-3,000.80
Dec 2010 adj basic to agr (City of San Diego)	416.00	6.7	2,787.20
Dec 2010 adj basic to agr	484.00	-6.7	-3,242.80
Dec 2010 adj basic to agr (Escondido)	416.00	22.6	9,401.60
Dec 2010 adj basic to agr	484.00	-22.6	-10,938.40
Jan 2011 adj exch iid to sdcwa (add sd-03's 25.1 af, ttl s/b 13,141.7 af)	527.00	-13,116.6	-6,912,448.20
Jan 2011 adj exch iid to sdcwa (add sd-03's 25.1 af, ttl s/b 13,141.7 af) (San Diego CWA)	372.00		4,879,375.20
Adjustment Subtotal		-13,116.6	-2,035,677.40
SD-11 Total		0.0	4,876,770.80

Agency Name	Invoice No.	Rev.	Bill Period	Page No.	Mailed On	Due On
San Diego County Water Authority	6920	0	January 2011	5 of 7	02-09-11	03-30-11

Meter No SD-DS1

N/A	Constant	Previous Reading	Current Reading	Volume (Cu. Ft.)	Rate Desc.
Desalted	No Cons 3	N/A	N/A	N/A	Unbundled

--- ADJUSTMENT ---			Rate Per AF	Volume AF	Amount
Jan 2011 lppds contribution			225.00	298.6	-67,185.00
Adjustment Subtotal				298.6	-67,185.00
SD-DS1 Total				298.6	-67,185.00

Meter No SD-GRP1

Recovered	Constant	Previous Reading	Current Reading	Volume (Cu. Ft.)	Rate Desc.
Recovered Greenbelt		N/A	N/A	N/A	Unbundled

--- ADJUSTMENT ---			Rate Per AF	Volume AF	Amount
Jan 2011 grp			929.00	303.0	281,487.00
Jan 2011 grp			949.00		-287,547.00
Adjustment Subtotal				303.0	-6,060.00
SD-GRP1 Total				303.0	-6,060.00

Meter No SD-RCL1

Reclaimed	Constant	Previous Reading	Current Reading	Volume (Cu. Ft.)	Rate Desc.
Reclaimed		N/A	N/A	N/A	Unbundled

--- ADJUSTMENT ---			Rate Per AF	Volume AF	Amount
Jan 2011 lrp contribution			250.00	14.1	-3,525.00
Adjustment Subtotal				14.1	-3,525.00
SD-RCL1 Total				14.1	-3,525.00

Meter No SD-RCL10

Reclaimed	Constant	Previous Reading	Current Reading	Volume (Cu. Ft.)	Rate Desc.
Reclaimed		N/A	N/A	N/A	Unbundled

--- ADJUSTMENT ---			Rate Per AF	Volume AF	Amount
Dec 2010 lrp contribution			250.00	226.4	-56,600.00
Adjustment Subtotal				226.4	-56,600.00
SD-RCL10 Total				226.4	-56,600.00

Meter No SD-RCL11

Reclaimed	Constant	Previous Reading	Current Reading	Volume (Cu. Ft.)	Rate Desc.
Reclaimed		N/A	N/A	N/A	Unbundled

--- ADJUSTMENT ---			Rate Per AF	Volume AF	Amount
Dec 2010 contribution			84.00	4.7	-394.80
Adjustment Subtotal				4.7	-394.80
SD-RCL11 Total				4.7	-394.80

Agency Name	Invoice No.	Rev.	Bill Period	Page No.	Mailed On	Due On
San Diego County Water Authority	6920	0	January 2011	6 of 7	02-09-11	03-30-11

Meter No SD-RCL13

Reclaimed	Constant	Previous Reading	Current Reading	Volume (Cu. Ft.)	Rate Desc.
Reclaimed		N/A	N/A	N/A	Unbundled

--- ADJUSTMENT ---		Rate Per AF	Volume AF	Amount
Dec 2010 contribution		250.00	28.7	-7,175.00
Jan 2011 contribution		250.00	26.0	-6,500.00
Adjustment Subtotal			54.7	-13,675.00
SD-RCL13 Total			54.7	-13,675.00

Meter No SD-RCL15

Reclaimed	Constant	Previous Reading	Current Reading	Volume (Cu. Ft.)	Rate Desc.
Reclaimed		N/A	N/A	N/A	Unbundled

--- ADJUSTMENT ---		Rate Per AF	Volume AF	Amount
Dec 2010 contribution		150.00	51.5	-7,725.00
Adjustment Subtotal			51.5	-7,725.00
SD-RCL15 Total			51.5	-7,725.00

Meter No SD-RCL16

Reclaimed	Constant	Previous Reading	Current Reading	Volume (Cu. Ft.)	Rate Desc.
Reclaimed		N/A	N/A	N/A	Unbundled

--- ADJUSTMENT ---		Rate Per AF	Volume AF	Amount
Jan 2011 contribution		250.00	3.3	-825.00
Adjustment Subtotal			3.3	-825.00
SD-RCL16 Total			3.3	-825.00

Meter No SD-RCL6

Reclaimed	Constant	Previous Reading	Current Reading	Volume (Cu. Ft.)	Rate Desc.
Reclaimed		N/A	N/A	N/A	Unbundled

--- ADJUSTMENT ---		Rate Per AF	Volume AF	Amount
Dec 2010 lrp contribution		185.00	194.8	-36,038.00
Adjustment Subtotal			194.8	-36,038.00
SD-RCL6 Total			194.8	-36,038.00

Meter No SD-RCL8

Reclaimed	Constant	Previous Reading	Current Reading	Volume (Cu. Ft.)	Rate Desc.
Reclaimed		N/A	N/A	N/A	Unbundled

--- ADJUSTMENT ---		Rate Per AF	Volume AF	Amount
Dec 2010 lrp contribution		100.00	137.5	-13,750.00
Adjustment Subtotal			137.5	-13,750.00
SD-RCL8 Total			137.5	-13,750.00

Agency Name	Invoice No.	Rev.	Bill Period	Page No.	Mailed On	Due On
San Diego County Water Authority	6920	0	January 2011	7 of 7	02-09-11	03-30-11

Meter No. SDTJ-01A

Treated Domestic	Constant	Previous Reading	Current Reading	Volume (Cu. Ft.)	Rate Desc.
San Diego-Tijuana	133.68	3393516	3393516	0	Unbundled

--- DELIVERIES ---


	Rate Per AF	Volume AF	Amount
Delivery Subtotal		0.0	0.00
SDTJ-01A Total		0.0	0.00

--- OTHER CHARGES AND CREDITS ---

	Amount
Conservation Ag# 66654	-11,445.90
Conservation Ag# 78189	8,036.50
Conservation Ag# ECP12-2006	-55,489.68
Conservation Ag# ECP24-2007	-30,502.50

VOLUME TOTAL	INVOICE TOTAL
9,969.6	\$10,477,585.72

This invoice was printed on 2/9/2011 at 7:00:03AM



MWD
 METROPOLITAN WATER DISTRICT OF SOUTHERN CALIFORNIA
 700 North Alameda Street
 Los Angeles, CA, 90012-2944

INVOICE

Billed To:
 San Diego County Water Authority

February 2011	Page No. 1 of 1
Mailed: 03/09/2011	Due Date: 04/29/2011
Invoice Number: 6948	Revision: 0



Service Address
 4677 Overland Avenue
 San Diego, CA 92123-1233

NOTICE

The MWD Administrative Code Section 4507 and 4508 require that payment must be made in "Good Funds" by the due date or the payment will be considered delinquent and an additional charge shall be assessed.

DELIVERIES	Volume (AF)
Total Water Treated Delivered	5,072.6
Total Water Untreated Delivered	19,490.7

SALES	Type	Volume (AF)	Rate (\$ /AF)	Total (\$)
Full Service	Tier 1 Supply Rate	11,050.9	\$104.00	\$1,149,293.60
	System Access Rate	11,050.9	\$204.00	\$2,254,383.60
	Water Stewardship Rate	11,050.9	\$41.00	\$453,086.90
	System Power Rate	11,050.9	\$127.00	\$1,403,464.30
	Delta Supply Surcharge	11,050.9	\$51.00	\$563,595.90
	Treatment Surcharge	4,715.8	\$217.00	\$1,023,328.60
Adjust Full Service Prior Rates				
Certification(s) for 201001 to 201012 for Domestic	Treated	-0.1	\$701.00	(\$70.10)
	Untreated	-2.4	\$484.00	(\$1,161.60)
IAWP	Treated	424.7		\$291,761.70
	Untreated	16.4		\$7,746.40
SUBTOTAL				\$7,145,429.30

WATER MANAGEMENT	Volume (AF)	Total (\$)
Local Resource Programs	1,132.3	(\$173,096.80)
SUBTOTAL		(\$173,096.80)

EXCHANGES, WHEELING, AND OTHER DELIVERIES	Volume (AF)	Total (\$)
IID San Diego Exchange UnTreated	13,141.6	\$4,888,675.20
		\$4,888,675.20

OTHER CHARGES AND CREDITS	Rate (\$ /AF)	Total (\$)
Conservation Debit/Credit		\$44,226.50
SUBTOTAL		\$44,226.50

ADDITIONAL INFORMATION	Volume (AF)	Tier1 %	Peak Day	Flow (CFS)
Purchase Order Commitment (Jan 2003 to Dec 2012)	3,342,570.6			
Purchase Order Firm Delivery To Date (Jan 2003 to Dec 2012)	3,590,424.7			
Tier 1 Annual Limit (For Current Calendar Year)	547,239.0			
Tier 1 YTD Deliveries (For Current Calendar Year)	19,634.1	3.6		
Tier 1 Current Month Deliveries	11,050.9			
Capacity Charge			8/21/2007	1,278.4

INVOICE TOTAL	Volume AF	Amount Now Due
	12,621.8	\$11,905,234.20

Note: Amount Due is based on highlighted fields



MWD
 METROPOLITAN WATER DISTRICT OF SOUTHERN CALIFORNIA
 700 North Alameda Street
 Los Angeles, CA, 90012-2944

INVOICE DETAIL

NOTICE

The MWD Administrative Code Section 4507 and 4508 require that payment must be made in "Good Funds" by the due date or the payment will be considered delinquent and an additional charge shall be assessed.

IN ACCORDANCE WITH READINGS AND BILLING DATA LISTED BELOW

Agency Name	Invoice No.	Rev.	Bill Period	Page No.	Mailed On	Due On
San Diego County Water Authority	6948	0	February 2011	1 of 6	03-09-11	04-29-11

Meter No CM-10

Treated	Constant	Previous Reading	Current Reading	Volume (Cu. Ft.)	Rate Desc.
Treated Domestic		0	0	0	Unbundled

--- ADJUSTMENT ---

	Rate Per AF	Volume AF	Amount
Feb 2011 adj oc to sd transfer	744.00	67.8	50,443.20
Adjustment Subtotal		67.8	50,443.20
CM-10 Total		67.8	50,443.20

Meter No SD-01A

Treated Domestic	Constant	Previous Reading	Current Reading	Volume (Cu. Ft.)	Rate Desc.
Rainbow Cyn. Rd. e/o Frontage Rd.	1,000	25911348	25944645	33297000	Unbundled

--- DELIVERIES ---

	Rate Per AF	Volume AF	Amount
Tier 1 Supply Rate	104.00	764.4	79,497.60
System Access Rate	204.00	764.4	155,937.60
Water Stewardship Rate	41.00	764.4	31,340.40
System Power Rate	127.00	764.4	97,078.80
Treatment Surcharge	217.00	764.4	165,874.80
Delta Supply Surcharge	51.00	764.4	38,984.40
Delivery Subtotal		764.4	568,713.60
SD-01A Total		764.4	568,713.60

Meter No SD-01B

Treated Domestic	Constant	Previous Reading	Current Reading	Volume (Cu. Ft.)	Rate Desc.
Rainbow Cyn. Rd. e/o Frontage Rd.	1,000	25427799	25469293	41494000	Unbundled

--- DELIVERIES ---

	Rate Per AF	Volume AF	Amount
Tier 1 Supply Rate	104.00	952.6	99,070.40
System Access Rate	204.00	952.6	194,330.40
Water Stewardship Rate	41.00	952.6	39,056.60
System Power Rate	127.00	952.6	120,980.20
Treatment Surcharge	217.00	952.6	206,714.20
Delta Supply Surcharge	51.00	952.6	48,582.60
Feb 2011, meter under 10% flow Tier 1 Supply Rate	104.00	0.2	20.80
Feb 2011, meter under 10% flow System Access Rate	204.00	0.2	40.80
Feb 2011, meter under 10% flow Water Stewardship Rate	41.00	0.2	8.20
Feb 2011, meter under 10% flow System Power Rate	127.00	0.2	25.40
Feb 2011, meter under 10% flow Treatment Surcharge	217.00	0.2	43.40
Feb 2011, meter under 10% flow Delta Supply Surcharge	51.00	0.2	10.20
Delivery Subtotal		952.8	708,883.20

Agency Name	Invoice No.	Rev.	Bill Period	Page No.	Mailed On	Due On
San Diego County Water Authority	6948	0	February 2011	2 of 6	03-09-11	04-29-11

SD-01B Total 952.8 708,883.20

Meter No. SD-02

Treated Domestic	Constant	Previous Reading	Current Reading	Volume (Cu. Ft.)	Rate Desc
w/o Rainbow Glen Rd.	100	25730773	25781538	5076500	Unbundled

--- DELIVERIES ---

	Rate Per AF	Volume AF	Amount
Tier 1 Supply Rate	104.00	116.5	12,116.00
System Access Rate	204.00	116.5	23,766.00
Water Stewardship Rate	41.00	116.5	4,776.50
System Power Rate	127.00	116.5	14,795.50
Treatment Surcharge	217.00	116.5	25,280.50
Delta Supply Surcharge	51.00	116.5	5,941.50
Feb 2011, meter under 10% flow Tier 1 Supply Rate	104.00	0.2	20.80
Feb 2011, meter under 10% flow System Access Rate	204.00	0.2	40.80
Feb 2011, meter under 10% flow Water Stewardship Rate	41.00	0.2	8.20
Feb 2011, meter under 10% flow System Power Rate	127.00	0.2	25.40
Feb 2011, meter under 10% flow Treatment Surcharge	217.00	0.2	43.40
Feb 2011, meter under 10% flow Delta Supply Surcharge	51.00	0.2	10.20
Delivery Subtotal		116.7	86,824.80

SD-02 Total 116.7 86,824.80

Meter No. SD-03

Untreated Domestic	Constant	Previous Reading	Current Reading	Volume (Cu. Ft.)	Rate Desc
Rainbow Cyn. Rd. e/o Frontage Rd.	1,000	85019532	85240488	220956000	Unbundled

--- DELIVERIES ---

	Rate Per AF	Volume AF	Amount
Tier 1 Supply Rate	104.00	5,072.4	527,529.60
System Access Rate	204.00	5,072.4	1,034,769.60
Water Stewardship Rate	41.00	5,072.4	207,968.40
System Power Rate	127.00	5,072.4	644,194.80
Delta Supply Surcharge	51.00	5,072.4	258,692.40
Delivery Subtotal		5,072.4	2,673,154.80

--- ADJUSTMENT ---

	Rate Per AF	Volume AF	Amount
Dec 2010 adj basic to agr (Vista)	416.00	1.0	416.00
Dec 2010 adj basic to agr	484.00	-1.0	-484.00
Jan 2011 adj basic to agr (Santa Fe Irrigation)	482.00	0.2	96.40
Jan 2011 adj basic to agr	527.00	-0.2	-105.40
Jan 2011 adj basic to agr (Olivenhain)	482.00	4.0	1,928.00
Jan 2011 adj basic to agr	527.00	-4.0	-2,108.00
Jan 2011 adj basic to agr (City of San Diego)	482.00	3.9	1,879.80
Jan 2011 adj basic to agr	527.00	-3.9	-2,055.30
Jan 2011 adj basic to agr (Escondido)	482.00	5.9	2,843.80
Jan 2011 adj basic to agr	527.00	-5.9	-3,109.30
Adjustment Subtotal		0.0	-698.00

SD-03 Total 5,072.4 2,672,456.80

Meter No. SD-05

Treated Domestic	Constant	Previous Reading	Current Reading	Volume (Cu. Ft.)	Rate Desc
s/o Reche Rd. w/o Wilt Rd.	100	9571156	9610370	3921400	Unbundled

--- DELIVERIES ---

	Rate Per AF	Volume AF	Amount
Tier 1 Supply Rate	104.00	90.0	9,360.00
System Access Rate	204.00	90.0	18,360.00
Water Stewardship Rate	41.00	90.0	3,690.00
System Power Rate	127.00	90.0	11,430.00
Treatment Surcharge	217.00	90.0	19,530.00
Delta Supply Surcharge	51.00	90.0	4,590.00

Agency Name	Invoice No.	Rev.	Bill Period	Page No.	Mailed On	Due On
San Diego County Water Authority	6948	0	February 2011	3 of 6	03-09-11	04-29-11

Delivery Subtotal	90.0	66,960.00
SD-05 Total	90.0	66,960.00

Meter No SD-07

Treated Domestic	Constant	Previous Reading	Current Reading	Volume (Cu. Ft.)	Rate Desc.
e/o Wilt Rd. n/o Dos Ninos Ave.	1.000	115459069	115580088	121019000	Unbundled

--- DELIVERIES ---

	Rate Per AF	Volume AF	Amount
Tier 1 Supply Rate	104.00	2,778.2	288,932.80
System Access Rate	204.00	2,778.2	566,752.80
Water Stewardship Rate	41.00	2,778.2	113,906.20
System Power Rate	127.00	2,778.2	352,831.40
Treatment Surcharge	217.00	2,778.2	602,869.40
Delta Supply Surcharge	51.00	2,778.2	141,688.20
Feb 2011, meter under 10% flow Tier 1 Supply Rate	104.00	0.5	52.00
Feb 2011, meter under 10% flow System Access Rate	204.00	0.5	102.00
Feb 2011, meter under 10% flow Water Stewardship Rate	41.00	0.5	20.50
Feb 2011, meter under 10% flow System Power Rate	127.00	0.5	63.50
Feb 2011, meter under 10% flow Treatment Surcharge	217.00	0.5	108.50
Feb 2011, meter under 10% flow Delta Supply Surcharge	51.00	0.5	25.50
Delivery Subtotal		2,778.7	2,067,352.80

--- ADJUSTMENT ---

	Rate Per AF	Volume AF	Amount
Dec 2010 adj basic to agr (Vista)	615.00	0.1	61.50
Dec 2010 adj basic to agr	701.00	-0.1	-70.10
Jan 2011 adj basic to agr (Olivenhain)	687.00	0.2	137.40
Jan 2011 adj basic to agr	744.00	-0.2	-148.80
Jan 2011 adj basic to agr (City of San Diego)	687.00	0.5	343.50
Jan 2011 adj basic to agr	744.00	-0.5	-372.00
Jan 2011 adj basic to agr (Padre Dam)	687.00	4.7	3,228.90
Jan 2011 adj basic to agr	744.00	-4.7	-3,496.80
Jan 2011 adj basic to agr (Yuima)	687.00	30.9	21,228.30
Jan 2011 adj basic to agr	744.00	-30.9	-22,989.60
Jan 2011 adj basic to agr (Fallbrook)	687.00	54.3	37,304.10
Jan 2011 adj basic to agr	744.00	-54.3	-40,399.20
Jan 2011 adj basic to agr (Ramona)	687.00	56.8	39,021.60
Jan 2011 adj basic to agr	744.00	-56.8	-42,259.20
Jan 2011 adj basic to agr (Valley Center)	687.00	159.5	109,576.50
Jan 2011 adj basic to agr	744.00	-159.5	-118,668.00
Feb 2011 adj basic to agr (Yuima)	687.00	3.7	2,541.90
Feb 2011 adj basic to agr	744.00	-3.7	-2,752.80
Feb 2011 adj basic to agr	744.00	-10.1	-7,514.40
Feb 2011 adj basic to agr (Vallecitos)	687.00	10.1	6,938.70
Feb 2011 adj basic to agr (Rainbow)	687.00	103.9	71,379.30
Feb 2011 adj basic to agr	744.00	-103.9	-77,301.60
Adjustment Subtotal		0.0	-24,210.80

SD-07 Total	2,778.7	2,043,142.00
--------------------	---------	--------------

Meter No SD-08

Treated Domestic	Constant	Previous Reading	Current Reading	Volume (Cu. Ft.)	Rate Desc.
n/o Red Mtn. n/o Mission Rd.	100	37525600	37644291	11869100	Unbundled

--- DELIVERIES ---

	Rate Per AF	Volume AF	Amount
Tier 1 Supply Rate	104.00	272.5	28,340.00
System Access Rate	204.00	272.5	55,590.00
Water Stewardship Rate	41.00	272.5	11,172.50
System Power Rate	127.00	272.5	34,607.50
Treatment Surcharge	217.00	272.5	59,132.50
Delta Supply Surcharge	51.00	272.5	13,897.50
Delivery Subtotal		272.5	202,740.00

Agency Name	Invoice No.	Rev.	Bill Period	Page No.	Mailed On	Due On
San Diego County Water Authority	6948	0	February 2011	4 of 6	03-09-11	04-29-11

SD-08 Total 272.5 202,740.00

Meter No SD-09

Treated Domestic	Constant	Previous Reading	Current Reading	Volume (Cu. Ft.)	Rate Desc.
w/o Rainbow Glen. Rd. n/o Red Mtn	100	8007245	8049702	4245700	Unbundled

--- DELIVERIES ---

	Rate Per AF	Volume AF	Amount
Tier 1 Supply Rate	104.00	97.5	10,140.00
System Access Rate	204.00	97.5	19,890.00
Water Stewardship Rate	41.00	97.5	3,997.50
System Power Rate	127.00	97.5	12,382.50
Treatment Surcharge	217.00	97.5	21,157.50
Delta Supply Surcharge	51.00	97.5	4,972.50
Delivery Subtotal		97.5	72,540.00

SD-09 Total 97.5 72,540.00

Meter No SD-11

Untreated Domestic	Constant	Previous Reading	Current Reading	Volume (Cu. Ft.)	Rate Desc.
e/o Wilt Rd. n/o Dos Ninos Ave.	10.000	16086488	16149294	628060000	Unbundled

--- DELIVERIES ---

	Rate Per AF	Volume AF	Amount
Tier 1 Supply Rate	104.00	14,418.3	1,499,503.20
System Access Rate	204.00	14,418.3	2,941,333.20
Water Stewardship Rate	41.00	14,418.3	591,150.30
System Power Rate	127.00	14,418.3	1,831,124.10
Delta Supply Surcharge	51.00	14,418.3	735,333.30
Delivery Subtotal		14,418.3	7,598,444.10

--- ADJUSTMENT ---

	Rate Per AF	Volume AF	Amount
Dec 2010 adj basic to agr (Poway)	416.00	1.4	582.40
Dec 2010 adj basic to agr	484.00	-1.4	-677.60
Feb 2011 adj exch iid to sdcwa	527.00	-13,141.6	-6,925,623.20
Feb 2011 adj exch iid to sdcwa (San Diego CWA)	372.00		4,888,675.20
Adjustment Subtotal		-13,141.6	-2,037,043.20

SD-11 Total 1,276.7 5,561,400.90

Meter No SD-DS1

N/A	Constant	Previous Reading	Current Reading	Volume (Cu. Ft.)	Rate Desc.
Desalted	No Cons 3	N/A	N/A	N/A	Unbundled

--- ADJUSTMENT ---

	Rate Per AF	Volume AF	Amount
Feb 2011 lppds contribution	225.00	257.9	-58,027.50
Adjustment Subtotal		257.9	-58,027.50

SD-DS1 Total 257.9 -58,027.50

Meter No SD-GRP1

Recovered	Constant	Previous Reading	Current Reading	Volume (Cu. Ft.)	Rate Desc.
Recovered Greenbelt		N/A	N/A	N/A	Unbundled

--- ADJUSTMENT ---

	Rate Per AF	Volume AF	Amount
Feb 2011 grp	929.00	335.4	311,586.60
Feb 2011 grp	949.00		-318,294.60
Adjustment Subtotal		335.4	-6,708.00

Agency Name	Invoice No.	Rev.	Bill Period	Page No.	Mailed On	Due On
San Diego County Water Authority	6948	0	February 2011	5 of 6	03-09-11	04-29-11

SD-GRP1 Total 335.4 -6,708.00

Meter No SD-RCL10

Reclaimed	Constant	Previous Reading	Current Reading	Volume (Cu. Ft.)	Rate Desc.
Reclaimed		N/A	N/A	N/A	Unbundled

---ADJUSTMENT---

	Rate Per AF	Volume AF	Amount
Jan 2011 lrp contribution	250.00	172.7	-43,175.00
Adjustment Subtotal		172.7	-43,175.00
SD-RCL10 Total		172.7	-43,175.00

Meter No SD-RCL12

Reclaimed	Constant	Previous Reading	Current Reading	Volume (Cu. Ft.)	Rate Desc.
Reclaimed		N/A	N/A	N/A	Unbundled

---ADJUSTMENT---

	Rate Per AF	Volume AF	Amount
Jan 2011 lrp contribution	250.00	24.1	-6,025.00
Adjustment Subtotal		24.1	-6,025.00
SD-RCL12 Total		24.1	-6,025.00

Meter No SD-RCL15

Reclaimed	Constant	Previous Reading	Current Reading	Volume (Cu. Ft.)	Rate Desc.
Reclaimed		N/A	N/A	N/A	Unbundled

---ADJUSTMENT---

	Rate Per AF	Volume AF	Amount
Mar 2010 contribution voided	150.00	-15.4	2,310.00
Jan 2011 contribution	150.00	23.7	-3,555.00
Adjustment Subtotal		8.3	-1,245.00
SD-RCL15 Total		8.3	-1,245.00

Meter No SD-RCL16

Reclaimed	Constant	Previous Reading	Current Reading	Volume (Cu. Ft.)	Rate Desc.
Reclaimed		N/A	N/A	N/A	Unbundled

---ADJUSTMENT---

	Rate Per AF	Volume AF	Amount
Feb 2011 contribution	250.00	1.7	-425.00
Adjustment Subtotal		1.7	-425.00
SD-RCL16 Total		1.7	-425.00

Meter No SD-RCL5

Reclaimed	Constant	Previous Reading	Current Reading	Volume (Cu. Ft.)	Rate Desc.
Reclaimed		N/A	N/A	N/A	Unbundled

---ADJUSTMENT---

	Rate Per AF	Volume AF	Amount
Oct 2010 lppre	113.00	2.3	259.90
Oct 2010 lppre	267.00		-614.10
Nov 2010 lppre	113.00	6.9	779.70
Nov 2010 lppre	267.00		-1,842.30
Adjustment Subtotal		9.2	-1,416.80

Agency Name	Invoice No.	Rev.	Bill Period	Page No.	Mailed On	Due On
San Diego County Water Authority	6948	0	February 2011	6 of 6	03-09-11	04-29-11

SD-RCL5 Total 9.2 -1,416.80

Meter No SD-RCL6

Reclaimed	Constant	Previous Reading	Current Reading	Volume (Cu. Ft.)	Rate Desc
Reclaimed		N/A	N/A	N/A	Unbundled

--- ADJUSTMENT ---

	Rate Per AF	Volume AF	Amount
Nov 2010 lrp contribution	185.00	220.6	-40,811.00
Jan 2011 lrp contribution	185.00	59.1	-10,933.50
Adjustment Subtotal		279.7	-51,744.50

SD-RCL6 Total 279.7 -51,744.50

Meter No SD-RCL8

Reclaimed	Constant	Previous Reading	Current Reading	Volume (Cu. Ft.)	Rate Desc
Reclaimed		N/A	N/A	N/A	Unbundled

--- ADJUSTMENT ---

	Rate Per AF	Volume AF	Amount
Jan 2011 lrp contribution	100.00	43.3	-4,330.00
Adjustment Subtotal		43.3	-4,330.00

SD-RCL8 Total 43.3 -4,330.00

Meter No SDTJ-01A

Treated Domestic	Constant	Previous Reading	Current Reading	Volume (Cu. Ft.)	Rate Desc
San Diego-Tijuana	133.68	3393516	3393516	0	Unbundled

--- DELIVERIES ---

	Rate Per AF	Volume AF	Amount
Delivery Subtotal		0.0	0.00


SDTJ-01A Total 0.0 0.00

--- OTHER CHARGES AND CREDITS ---

Conservation Ag # 78189 44,226.50

VOLUME TOTAL	INVOICE TOTAL
12,621.8	\$11,905,234.20

This invoice was printed on 3/9/2011 at 9:04:53AM



MWD
 METROPOLITAN WATER DISTRICT OF SOUTHERN CALIFORNIA
 700 North Alameda Street
 Los Angeles, CA, 90012-2944

INVOICE

Billed To:
 San Diego County Water Authority



Service Address
 4677 Overland Avenue
 San Diego, CA 92123-1233

March 2011	Page No. 1 of 1
Mailed: 04/08/2011	Due Date: 05/31/2011
Invoice Number: 6976	Revision: 0

NOTICE

The MWD Administrative Code Section 4507 and 4508 require that payment must be made in "Good Funds" by the due date or the payment will be considered delinquent and an additional charge shall be assessed.

DELIVERIES	Volume (AF)
Total Water Treated Delivered	5,007.2
Total Water Untreated Delivered	17,305.6

SALES	Type	Volume (AF)	Rate (\$ /AF)	Total (\$)
Full Service	Tier 1 Supply Rate	8,658.0	\$104.00	\$900,432.00
	System Access Rate	8,658.0	\$204.00	\$1,766,232.00
	Water Stewardship Rate	8,658.0	\$41.00	\$354,978.00
	System Power Rate	8,658.0	\$127.00	\$1,099,566.00
	Delta Supply Surcharge	8,658.0	\$51.00	\$441,558.00
	Treatment Surcharge	4,545.9	\$217.00	\$986,460.30
IAWP	Treated	467.1		\$320,897.70
	Untreated	51.8		\$24,967.60
SUBTOTAL				\$5,895,091.60

WATER MANAGEMENT	Volume (AF)	Total (\$)
Local Resource Programs	1,507.6	(\$252,296.50)
SUBTOTAL		(\$252,296.50)

EXCHANGES, WHEELING, AND OTHER DELIVERIES	Volume (AF)	Total (\$)
Wheeling Treated	61.3	\$28,320.60
IID San Diego Exchange UnTreated	13,141.7	\$4,888,712.40
SUBTOTAL		\$4,917,033.00

OTHER CHARGES AND CREDITS	Rate (\$ /AF)	Total (\$)
Conservation Debit/Credit		(\$20,723.04)
SUBTOTAL		(\$20,723.04)

ADDITIONAL INFORMATION	Volume (AF)	Tier1 %	Peak Day	Flow (CFS)
Purchase Order Commitment (Jan 2003 to Dec 2012)	3,342,570.6			
Purchase Order Firm Delivery To Date (Jan 2003 to Dec 2012)	3,599,144.0			
Tier 1 Annual Limit (For Current Calendar Year)	547,239.0			
Tier 1 YTD Deliveries (For Current Calendar Year)	28,353.4	5.2		
Tier 1 Current Month Deliveries	8,719.3			
Capacity Charge			8/21/2007	1,278.4

INVOICE TOTAL	Volume AF 10,745.8	Amount Now Due \$10,539,105.06
----------------------	------------------------------	--

Note: Amount Due is based on highlighted fields



MWD
 METROPOLITAN WATER DISTRICT OF SOUTHERN CALIFORNIA
 700 North Alameda Street
 Los Angeles, CA, 90012-2944

INVOICE DETAIL

NOTICE

The MWD Administrative Code Section 4507 and 4508 require that payment must be made in "Good Funds" by the due date or the payment will be considered delinquent and an additional charge shall be assessed.

IN ACCORDANCE WITH READINGS AND BILLING DATA LISTED BELOW

Agency Name	Invoice No.	Rev.	Bill Period	Page No.	Mailed On	Due On
San Diego County Water Authority	6976	0	March 2011	1 of 6	04-08-11	05-31-11

Meter No CM-10

Treated	Constant	Previous Reading	Current Reading	Volume (Cu. Ft.)	Rate Desc.
Treated Domestic		0	0	0	Unbundled

--- ADJUSTMENT ---

	Rate Per AF	Volume AF	Amount
Mar 2011 adj oc to sd transfer	744.00	67.1	49,922.40
Adjustment Subtotal		67.1	49,922.40
CM-10 Total		67.1	49,922.40

Meter No SD-01A

Treated Domestic	Constant	Previous Reading	Current Reading	Volume (Cu. Ft.)	Rate Desc.
Rainbow Cyn. Rd. e/o Frontage Rd.	1,000	25944645	25984293	39648000	Unbundled

--- DELIVERIES ---

	Rate Per AF	Volume AF	Amount
Tier 1 Supply Rate	104.00	910.2	94,660.80
System Access Rate	204.00	910.2	185,680.80
Water Stewardship Rate	41.00	910.2	37,318.20
System Power Rate	127.00	910.2	115,595.40
Treatment Surcharge	217.00	910.2	197,513.40
Delta Supply Surcharge	51.00	910.2	46,420.20
Delivery Subtotal		910.2	677,188.80
SD-01A Total		910.2	677,188.80

Meter No SD-01B

Treated Domestic	Constant	Previous Reading	Current Reading	Volume (Cu. Ft.)	Rate Desc.
Rainbow Cyn. Rd. e/o Frontage Rd.	1,000	25469293	25492574	23281000	Unbundled

--- DELIVERIES ---

	Rate Per AF	Volume AF	Amount
Tier 1 Supply Rate	104.00	534.5	55,588.00
System Access Rate	204.00	534.5	109,038.00
Water Stewardship Rate	41.00	534.5	21,914.50
System Power Rate	127.00	534.5	67,881.50
Treatment Surcharge	217.00	534.5	115,986.50
Delta Supply Surcharge	51.00	534.5	27,259.50
Delivery Subtotal		534.5	397,668.00
SD-01B Total		534.5	397,668.00

Agency Name	Invoice No.	Rev.	Bill Period	Page No.	Mailed On	Due On
San Diego County Water Authority	6976	0	March 2011	2 of 6	04-08-11	05-31-11

Meter No SD-02

Treated Domestic	Constant	Previous Reading	Current Reading	Volume (Cu. Ft.)	Rate Desc.
w/o Rainbow Glen Rd.	100	25781538	25821090	3955200	Unbundled

--- DELIVERIES ---	Rate Per AF	Volume AF	Amount
Tier 1 Supply Rate	104.00	90.8	9,443.20
System Access Rate	204.00	90.8	18,523.20
Water Stewardship Rate	41.00	90.8	3,722.80
System Power Rate	127.00	90.8	11,531.60
Treatment Surcharge	217.00	90.8	19,703.60
Delta Supply Surcharge	51.00	90.8	4,630.80
Delivery Subtotal		90.8	67,555.20
SD-02 Total		90.8	67,555.20

Meter No SD-03

Untreated Domestic	Constant	Previous Reading	Current Reading	Volume (Cu. Ft.)	Rate Desc.
Rainbow Cyn. Rd. e/o Frontage Rd.	1,000	85240488	85332398	91910000	Unbundled

--- DELIVERIES ---	Rate Per AF	Volume AF	Amount
Tier 1 Supply Rate	104.00	2,110.0	219,440.00
System Access Rate	204.00	2,110.0	430,440.00
Water Stewardship Rate	41.00	2,110.0	86,510.00
System Power Rate	127.00	2,110.0	267,970.00
Delta Supply Surcharge	51.00	2,110.0	107,610.00
Delivery Subtotal		2,110.0	1,111,970.00

--- ADJUSTMENT ---	Rate Per AF	Volume AF	Amount
Jan 2011 adj basic to agr (Vista)	482.00	0.4	192.80
Jan 2011 adj basic to agr	527.00	-0.4	-210.80
Jan 2011 adj basic to agr (Poway)	482.00	1.0	482.00
Jan 2011 adj basic to agr	527.00	-1.0	-527.00
Adjustment Subtotal		0.0	-63.00
SD-03 Total		2,110.0	1,111,907.00

Meter No SD-05

Treated Domestic	Constant	Previous Reading	Current Reading	Volume (Cu. Ft.)	Rate Desc.
s/o Reche Rd. w/o Wilt Rd.	100	9610370	9634293	2392300	Unbundled

--- DELIVERIES ---	Rate Per AF	Volume AF	Amount
Tier 1 Supply Rate	104.00	54.9	5,709.60
System Access Rate	204.00	54.9	11,199.60
Water Stewardship Rate	41.00	54.9	2,250.90
System Power Rate	127.00	54.9	6,972.30
Treatment Surcharge	217.00	54.9	11,913.30
Delta Supply Surcharge	51.00	54.9	2,799.90
Delivery Subtotal		54.9	40,845.60
SD-05 Total		54.9	40,845.60

Meter No SD-07

Treated Domestic	Constant	Previous Reading	Current Reading	Volume (Cu. Ft.)	Rate Desc.
e/o Wilt Rd. n/o Dos Ninos Ave.	1,000	115580088	115708386	128298000	Unbundled

--- DELIVERIES ---	Rate Per AF	Volume AF	Amount
Tier 1 Supply Rate	104.00	2,945.3	306,311.20
System Access Rate	204.00	2,945.3	600,841.20

Agency Name	Invoice No.	Rev.	Bill Period	Page No.	Mailed On	Due On
San Diego County Water Authority	6976	0	March 2011	3 of 6	04-08-11	05-31-11

--- DELIVERIES ---

	Rate Per AF	Volume AF	Amount
Water Stewardship Rate	41.00	2,945.3	120,757.30
System Power Rate	127.00	2,945.3	374,053.10
Treatment Surcharge	217.00	2,945.3	639,130.10
Delta Supply Surcharge	51.00	2,945.3	150,210.30
Delivery Subtotal		2,945.3	2,191,303.20

--- ADJUSTMENT ---

	Rate Per AF	Volume AF	Amount
Jan 2011 adj basic to agr (Rincon)	687.00	8.1	5,564.70
Jan 2011 adj basic to agr	744.00	-8.1	-6,026.40
Feb 2011 adj basic to agr (Olivenhain)	687.00	0.1	68.70
Feb 2011 adj basic to agr	744.00	-0.1	-74.40
Feb 2011 adj basic to agr (City of San Diego)	687.00	0.6	412.20
Feb 2011 adj basic to agr	744.00	-0.6	-446.40
Feb 2011 adj basic to agr (Rincon)	687.00	8.5	5,839.50
Feb 2011 adj basic to agr	744.00	-8.5	-6,324.00
Feb 2011 adj basic to agr (Padre Dam)	687.00	19.6	13,465.20
Feb 2011 adj basic to agr	744.00	-19.6	-14,582.40
Feb 2011 adj basic to agr (Ramona)	687.00	40.9	28,098.30
Feb 2011 adj basic to agr	744.00	-40.9	-30,429.60
Feb 2011 adj basic to agr (Fallbrook)	687.00	50.0	34,350.00
Feb 2011 adj basic to agr	744.00	-50.0	-37,200.00
Feb 2011 adj basic to agr (Valley Center)	687.00	254.4	174,772.80
Feb 2011 adj basic to agr	744.00	-254.4	-189,273.60
Mar 2011 adj from full service to fallbrook	744.00	-61.3	-45,607.20
Mar 2011 ADJ FROM FULL SERVICE TO FALLBROOK System Access	204.00	61.3	12,505.20
Mar 2011 ADJ FROM FULL SERVICE TO FALLBROOK Stewardship	41.00	61.3	2,513.30
Mar 2011 ADJ FROM FULL SERVICE TO FALLBROOK Treatment	217.00	61.3	13,302.10
Mar 2011 adj basic to agr	744.00	-62.5	-46,500.00
Mar 2011 adj basic to agr (Rainbow)	687.00	62.5	42,937.50
Mar 2011 adj basic to agr (Vallecitos)	687.00	22.4	15,388.80
Mar 2011 adj basic to agr	744.00	-22.4	-16,665.60
Adjustment Subtotal		0.0	-43,911.30

SD-07 Total 2,945.3 2,147,391.90

Meter No SD-08

Treated Domestic	Constant	Previous Reading	Current Reading	Volume (Cu. Ft.)	Rate Desc.
n/o Red Mtn. n/o Mission Rd.	100	37644291	37810264	16597300	Unbundled

--- DELIVERIES ---

	Rate Per AF	Volume AF	Amount
Tier 1 Supply Rate	104.00	381.0	39,624.00
System Access Rate	204.00	381.0	77,724.00
Water Stewardship Rate	41.00	381.0	15,621.00
System Power Rate	127.00	381.0	48,387.00
Treatment Surcharge	217.00	381.0	82,677.00
Delta Supply Surcharge	51.00	381.0	19,431.00
Delivery Subtotal		381.0	283,464.00

SD-08 Total 381.0 283,464.00

Meter No SD-09

Treated Domestic	Constant	Previous Reading	Current Reading	Volume (Cu. Ft.)	Rate Desc.
w/o Rainbow Glen. Rd. n/o Red Mtn.	100	8049702	8089140	3943800	Unbundled

--- DELIVERIES ---

	Rate Per AF	Volume AF	Amount
Tier 1 Supply Rate	104.00	90.5	9,412.00
System Access Rate	204.00	90.5	18,462.00
Water Stewardship Rate	41.00	90.5	3,710.50
System Power Rate	127.00	90.5	11,493.50
Treatment Surcharge	217.00	90.5	19,638.50
Delta Supply Surcharge	51.00	90.5	4,615.50

Agency Name	Invoice No.	Rev.	Bill Period	Page No.	Mailed On	Due On
San Diego County Water Authority	6976	0	March 2011	4 of 6	04-08-11	05-31-11

Delivery Subtotal	90.5	67,332.00
SD-09 Total	90.5	67,332.00

Meter No SD-11

Untreated Domestic	Constant	Previous Reading	Current Reading	Volume (Cu. Ft.)	Rate Desc.
e/o Wilt Rd. n/o Dos Ninos Ave.	10,000	16149294	16215486	661920000	Unbundled

--- DELIVERIES ---

	Rate Per AF	Volume AF	Amount
Tier 1 Supply Rate	104.00	15,195.6	1,580,342.40
System Access Rate	204.00	15,195.6	3,099,902.40
Water Stewardship Rate	41.00	15,195.6	623,019.60
System Power Rate	127.00	15,195.6	1,929,841.20
Delta Supply Surcharge	51.00	15,195.6	774,975.60
Delivery Subtotal		15,195.6	8,008,081.20

--- ADJUSTMENT ---

	Rate Per AF	Volume AF	Amount
Feb 2011 adj basic to agr (Santa Fe Irrigation)	482.00	0.1	48.20
Feb 2011 adj basic to agr	527.00	-0.1	-52.70
Feb 2011 adj basic to agr (Olivenhain)	482.00	3.3	1,590.60
Feb 2011 adj basic to agr	527.00	-3.3	-1,739.10
Feb 2011 adj basic to agr (City of San Diego)	482.00	4.5	2,169.00
Feb 2011 adj basic to agr	527.00	-4.5	-2,371.50
Feb 2011 adj basic to agr (Escondido)	482.00	42.5	20,485.00
Feb 2011 adj basic to agr	527.00	-42.5	-22,397.50
Mar 2011 adj exch iid to sdcwa	527.00	-13,141.7	-6,925,675.90
Mar 2011 adj exch iid to sdcwa (San Diego CWA)	372.00		4,888,712.40
Adjustment Subtotal		-13,141.7	-2,039,231.50
SD-11 Total		2,053.9	5,968,849.70

Meter No SD-DS1

N/A	Constant	Previous Reading	Current Reading	Volume (Cu. Ft.)	Rate Desc.
Desalted	No Cons 3	N/A	N/A	N/A	Unbundled

--- ADJUSTMENT ---

	Rate Per AF	Volume AF	Amount
Mar 2011 Ippds contribution	225.00	287.2	-64,620.00
Adjustment Subtotal		287.2	-64,620.00
SD-DS1 Total		287.2	-64,620.00

Meter No SD-GRP1

Recovered	Constant	Previous Reading	Current Reading	Volume (Cu. Ft.)	Rate Desc.
Recovered Greenbelt		N/A	N/A	N/A	Unbundled

--- ADJUSTMENT ---

	Rate Per AF	Volume AF	Amount
Mar 2011 grp	929.00	335.4	311,586.60
Mar 2011 grp	949.00		-318,294.60
Adjustment Subtotal		335.4	-6,708.00
SD-GRP1 Total		335.4	-6,708.00

Meter No SD-RCL1

Reclaimed	Constant	Previous Reading	Current Reading	Volume (Cu. Ft.)	Rate Desc.
Reclaimed		N/A	N/A	N/A	Unbundled

--- ADJUSTMENT ---

Rate Per AF	Volume AF	Amount
-------------	-----------	--------

Agency Name	Invoice No.	Rev.	Bill Period	Page No.	Mailed On	Due On
San Diego County Water Authority	6976	0	March 2011	5 of 6	04-08-11	05-31-11

--- ADJUSTMENT ---

	Rate Per AF	Volume AF	Amount
Jan 2011 Irp contribution	250.00	12.9	-3,225.00
Feb 2011 Irp contribution	250.00	8.0	-2,000.00
Adjustment Subtotal		20.9	-5,225.00
SD-RCL1 Total		20.9	-5,225.00

Meter No SD-RCL10

Reclaimed	Constant	Previous Reading	Current Reading	Volume (Cu. Ft.)	Rate Desc.
Reclaimed		N/A	N/A	N/A	Unbundled

--- ADJUSTMENT ---

	Rate Per AF	Volume AF	Amount
Feb 2011 Irp contribution	250.00	397.9	-99,475.00
Adjustment Subtotal		397.9	-99,475.00
SD-RCL10 Total		397.9	-99,475.00

Meter No SD-RCL12

Reclaimed	Constant	Previous Reading	Current Reading	Volume (Cu. Ft.)	Rate Desc.
Reclaimed		N/A	N/A	N/A	Unbundled

--- ADJUSTMENT ---

	Rate Per AF	Volume AF	Amount
Feb 2011 Irp contribution	250.00	26.5	-6,625.00
Adjustment Subtotal		26.5	-6,625.00
SD-RCL12 Total		26.5	-6,625.00

Meter No SD-RCL13

Reclaimed	Constant	Previous Reading	Current Reading	Volume (Cu. Ft.)	Rate Desc.
Reclaimed		N/A	N/A	N/A	Unbundled

--- ADJUSTMENT ---

	Rate Per AF	Volume AF	Amount
Feb 2011 contribution	250.00	36.3	-9,075.00
Adjustment Subtotal		36.3	-9,075.00
SD-RCL13 Total		36.3	-9,075.00

Meter No SD-RCL15

Reclaimed	Constant	Previous Reading	Current Reading	Volume (Cu. Ft.)	Rate Desc.
Reclaimed		N/A	N/A	N/A	Unbundled

--- ADJUSTMENT ---

	Rate Per AF	Volume AF	Amount
Feb 2011 contribution	150.00	34.0	-5,100.00
Adjustment Subtotal		34.0	-5,100.00
SD-RCL15 Total		34.0	-5,100.00

Meter No SD-RCL16

Reclaimed	Constant	Previous Reading	Current Reading	Volume (Cu. Ft.)	Rate Desc.
Reclaimed		N/A	N/A	N/A	Unbundled

--- ADJUSTMENT ---

	Rate Per AF	Volume AF	Amount
Mar 2011 contribution	250.00	9.0	-2,250.00

Agency Name	Invoice No.	Rev.	Bill Period	Page No.	Mailed On	Due On
San Diego County Water Authority	6976	0	March 2011	6 of 6	04-08-11	05-31-11

Adjustment Subtotal	9.0	-2,250.00
---------------------	-----	-----------

SD-RCL16 Total	9.0	-2,250.00
----------------	-----	-----------

Meter No SD-RCL6

Reclaimed	Constant	Previous Reading	Current Reading	Volume (Cu. Ft.)	Rate Desc.
Reclaimed		N/A	N/A	N/A	Unbundled

--- ADJUSTMENT ---

	Rate Per AF	Volume AF	Amount
Feb 2011 lrp contribution	185.00	202.1	-37,388.50
Adjustment Subtotal		202.1	-37,388.50
SD-RCL6 Total		202.1	-37,388.50

Meter No SD-RCL8

Reclaimed	Constant	Previous Reading	Current Reading	Volume (Cu. Ft.)	Rate Desc.
Reclaimed		N/A	N/A	N/A	Unbundled

--- ADJUSTMENT ---

	Rate Per AF	Volume AF	Amount
Feb 2011 lrp contribution	100.00	158.3	-15,830.00
Adjustment Subtotal		158.3	-15,830.00
SD-RCL8 Total		158.3	-15,830.00

Meter No SDTJ-01A

Treated Domestic	Constant	Previous Reading	Current Reading	Volume (Cu. Ft.)	Rate Desc.
San Diego-Tijuana	133.68	3393516	3393516	0	Unbundled

--- DELIVERIES ---

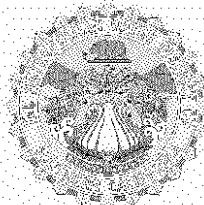
	Rate Per AF	Volume AF	Amount
Delivery Subtotal		0.0	0.00
SDTJ-01A Total		0.0	0.00

--- OTHER CHARGES AND CREDITS ---

	Amount
Conservation Ag # 66654	-28,009.00
Conservation Ag # 78189	31,545.74
Conservation Ag # ECP11-2006	-24,259.78

VOLUME TOTAL	INVOICE TOTAL
10,745.8	\$10,539,105.06

This invoice was printed on 4/8/2011 at 1:25:07PM

**MWD**

METROPOLITAN WATER DISTRICT OF SOUTHERN CALIFORNIA

700 North Alameda Street

Los Angeles, CA, 90012-2944

INVOICE**Billed To:**

San Diego County Water Authority

**Service Address**4677 Overland Avenue
San Diego, CA 92123-1233

April 2011	Page No. 1 of 1
Mailed: 05/09/2011	Due Date: 06/30/2011
Invoice Number: 7004	Revision: 0

NOTICE

The MWD Administrative Code Section 4507 and 4508 require that payment must be made in "Good Funds" by the due date or the payment will be considered delinquent and an additional charge shall be assessed.

DELIVERIES

	Volume (AF)
Total Water Treated Delivered	7,035.0
Total Water Untreated Delivered	20,647.2

SALES

	Type	Volume (AF)	Rate (\$ /AF)	Total (\$)
Full Service	Tier 1 Supply Rate	14,296.0	\$104.00	\$1,486,784.00
	System Access Rate	14,296.0	\$204.00	\$2,916,384.00
	Water Stewardship Rate	14,296.0	\$41.00	\$586,136.00
	System Power Rate	14,296.0	\$127.00	\$1,815,592.00
	Delta Supply Surcharge	14,296.0	\$51.00	\$729,096.00
	Treatment Surcharge	6,808.1	\$217.00	\$1,477,357.70
IAWP	Treated	269.1		\$184,871.70
	Untreated	17.6		\$8,483.20
SUBTOTAL				\$9,204,704.60

WATER MANAGEMENT

	Volume (AF)	Total (\$)
Local Resource Programs	831.9	(\$115,380.20)
SUBTOTAL		(\$115,380.20)

EXCHANGES, WHEELING, AND OTHER DELIVERIES

	Type	Volume (AF)	Total (\$)
Wheeling	Treated	26.2	\$12,104.40
IID San Diego Exchange	UnTreated	13,141.7	\$4,888,712.40
			\$4,900,816.80

OTHER CHARGES AND CREDITS

	Rate (\$ /AF)	Total (\$)
Conservation Debit/Credit		\$15,654.00
Readiness To Serve Charge(Payment Schedule: S)		\$10,099,476.00
Capacity Charge(Payment Schedule: S)		\$4,602,240.00
SUBTOTAL		\$14,717,370.00

ADDITIONAL INFORMATION

	Volume (AF)	Tier1 %	Peak Day	Flow (CFS)
Purchase Order Commitment (Jan 2003 to Dec 2012)	3,342,570.6			
Purchase Order Firm Delivery To Date (Jan 2003 to Dec 2012)	3,613,466.2			
Tier 1 Annual Limit (For Current Calendar Year)	547,239.0			
Tier 1 YTD Deliveries (For Current Calendar Year)	42,675.6	7.8		
Tier 1 Current Month Deliveries	14,322.2			
Capacity Charge			8/21/2007	1,278.4

INVOICE TOTAL

Volume AF

15,440.8

Amount Now Due

\$28,707,511.20

Note: Amount Due is based on highlighted fields

MWD2010-00275427



MWD
 METROPOLITAN WATER DISTRICT OF SOUTHERN CALIFORNIA
 700 North Alameda Street
 Los Angeles, CA, 90012-2944

INVOICE DETAIL

NOTICE

The MWD Administrative Code Section 4507 and 4508 require that payment must be made in "Good Funds" by the due date or the payment will be considered delinquent and an additional charge shall be assessed.

IN ACCORDANCE WITH READINGS AND BILLING DATA LISTED BELOW

Agency Name	Invoice No.	Rev.	Bill Period	Page No.	Mailed On	Due On
San Diego County Water Authority	7004	0	April 2011	1 of 6	05-09-11	06-30-11

Meter No. CM-10

Treated	Constant	Previous Reading	Current Reading	Volume (Cu. Ft.)	Rate Desc.
Treated Domestic		0	0	0	Unbundled

--- ADJUSTMENT ---

	Rate Per AF	Volume AF	Amount
Apr 2011 adj oc to sd transfer	744.00	68.4	50,889.60
Adjustment Subtotal		68.4	50,889.60
CM-10 Total		68.4	50,889.60

Meter No. SD-01A

Treated Domestic	Constant	Previous Reading	Current Reading	Volume (Cu. Ft.)	Rate Desc.
Rainbow Cyn. Rd. e/o Frontage Rd.	1,000	25984293	26051290	66997000	Unbundled

--- DELIVERIES ---

	Rate Per AF	Volume AF	Amount
Tier 1 Supply Rate	104.00	1,538.0	159,952.00
System Access Rate	204.00	1,538.0	313,752.00
Water Stewardship Rate	41.00	1,538.0	63,058.00
System Power Rate	127.00	1,538.0	195,326.00
Treatment Surcharge	217.00	1,538.0	333,746.00
Delta Supply Surcharge	51.00	1,538.0	78,438.00
Delivery Subtotal		1,538.0	1,144,272.00
SD-01A Total		1,538.0	1,144,272.00

Meter No. SD-01B

Treated Domestic	Constant	Previous Reading	Current Reading	Volume (Cu. Ft.)	Rate Desc.
Rainbow Cyn. Rd. e/o Frontage Rd.	1,000	25492574	25557367	64793000	Unbundled

--- DELIVERIES ---

	Rate Per AF	Volume AF	Amount
Tier 1 Supply Rate	104.00	1,487.4	154,689.60
System Access Rate	204.00	1,487.4	303,429.60
Water Stewardship Rate	41.00	1,487.4	60,983.40
System Power Rate	127.00	1,487.4	188,899.80
Treatment Surcharge	217.00	1,487.4	322,765.80
Delta Supply Surcharge	51.00	1,487.4	75,857.40
Delivery Subtotal		1,487.4	1,106,625.60
SD-01B Total		1,487.4	1,106,625.60

Agency Name	Invoice No.	Rev.	Bill Period	Page No.	Mailed On	Due On
San Diego County Water Authority	7004	0	April 2011	2 of 6	05-09-11	06-30-11

Meter No SD-02

Treated Domestic	Constant	Previous Reading	Current Reading	Volume (Cu. Ft.)	Rate Desc.
w/o Rainbow Glen Rd.	100	25821090	25924599	10350900	Unbundled

--- DELIVERIES ---		Rate Per AF	Volume AF	Amount
Tier 1 Supply Rate		104.00	237.6	24,710.40
System Access Rate		204.00	237.6	48,470.40
Water Stewardship Rate		41.00	237.6	9,741.60
System Power Rate		127.00	237.6	30,175.20
Treatment Surcharge		217.00	237.6	51,559.20
Delta Supply Surcharge		51.00	237.6	12,117.60
Apr 2011, meter under 10% flow	Tier 1 Supply Rate	104.00	0.5	52.00
Apr 2011, meter under 10% flow	System Access Rate	204.00	0.5	102.00
Apr 2011, meter under 10% flow	Water Stewardship Rate	41.00	0.5	20.50
Apr 2011, meter under 10% flow	System Power Rate	127.00	0.5	63.50
Apr 2011, meter under 10% flow	Treatment Surcharge	217.00	0.5	108.50
Apr 2011, meter under 10% flow	Delta Supply Surcharge	51.00	0.5	25.50
Delivery Subtotal			238.1	177,146.40
SD-02 Total			238.1	177,146.40

Meter No SD-03

Untreated Domestic	Constant	Previous Reading	Current Reading	Volume (Cu. Ft.)	Rate Desc.
Rainbow Cyn. Rd. e/o Frontage Rd.	1,000	85332398	85489187	156789000	Unbundled

--- DELIVERIES ---		Rate Per AF	Volume AF	Amount
Tier 1 Supply Rate		104.00	3,599.4	374,337.60
System Access Rate		204.00	3,599.4	734,277.60
Water Stewardship Rate		41.00	3,599.4	147,575.40
System Power Rate		127.00	3,599.4	457,123.80
Delta Supply Surcharge		51.00	3,599.4	183,569.40
Delivery Subtotal			3,599.4	1,896,883.80
SD-03 Total			3,599.4	1,896,883.80

Meter No SD-05

Treated Domestic	Constant	Previous Reading	Current Reading	Volume (Cu. Ft.)	Rate Desc.
s/o Reche Rd. w/o Wilt Rd.	100	9634293	9695548	6125500	Unbundled

--- DELIVERIES ---		Rate Per AF	Volume AF	Amount
Tier 1 Supply Rate		104.00	140.6	14,622.40
System Access Rate		204.00	140.6	28,682.40
Water Stewardship Rate		41.00	140.6	5,764.60
System Power Rate		127.00	140.6	17,856.20
Treatment Surcharge		217.00	140.6	30,510.20
Delta Supply Surcharge		51.00	140.6	7,170.60
Delivery Subtotal			140.6	104,606.40
SD-05 Total			140.6	104,606.40

Meter No SD-07

Treated Domestic	Constant	Previous Reading	Current Reading	Volume (Cu. Ft.)	Rate Desc.
e/o Wilt Rd. n/o Dos Ninos Ave.	1,000	115708386	115840961	132575000	Unbundled

--- DELIVERIES ---		Rate Per AF	Volume AF	Amount
Tier 1 Supply Rate		104.00	3,043.5	316,524.00
System Access Rate		204.00	3,043.5	620,874.00
Water Stewardship Rate		41.00	3,043.5	124,783.50
System Power Rate		127.00	3,043.5	386,524.50
Treatment Surcharge		217.00	3,043.5	660,439.50

Agency Name	Invoice No.	Rev.	Bill Period	Page No.	Mailed On	Due On
San Diego County Water Authority	7004	0	April 2011	3 of 6	05-09-11	06-30-11

--- DELIVERIES ---

	Rate Per AF	Volume AF	Amount
Delta Supply Surcharge	51.00	3,043.5	155,218.50
Delivery Subtotal		3,043.5	2,264,364.00

--- ADJUSTMENT ---

	Rate Per AF	Volume AF	Amount
Feb 2011 adj basic to agr (Vista)	687.00	0.3	206.10
Feb 2011 adj basic to agr	744.00	-0.3	-223.20
Feb 2011 adj basic to agr (Fallbrook)	687.00	63.2	43,418.40
Feb 2011 adj basic to agr	744.00	-63.2	-47,020.80
Mar 2011 adj basic to agr (Santa Fe Irrigation)	687.00	0.2	137.40
Mar 2011 adj basic to agr	744.00	-0.2	-148.80
Mar 2011 adj basic to agr (Padre Dam)	687.00	3.4	2,335.80
Mar 2011 adj basic to agr	744.00	-3.4	-2,529.60
Mar 2011 adj basic to agr (City of San Diego)	687.00	0.6	412.20
Mar 2011 adj basic to agr	744.00	-0.6	-446.40
Mar 2011 adj basic to agr (Fallbrook)	687.00	40.6	27,892.20
Mar 2011 adj basic to agr	744.00	-40.6	-30,206.40
Mar 2011 adj basic to agr (Ramona)	687.00	43.7	30,021.90
Mar 2011 adj basic to agr	744.00	-43.7	-32,512.80
Mar 2011 adj basic to agr (Valley Center)	687.00	103.1	70,829.70
Mar 2011 adj basic to agr	744.00	-103.1	-76,706.40
Apr 2011 adj basic to agr (Vallecitos)	687.00	14.0	9,618.00
Apr 2011 adj basic to agr	744.00	-14.0	-10,416.00
Apr 2011 adj from full service to fallbrook	744.00	-26.2	-19,492.80
Apr 2011 ADJ FROM FULL SERVICE TO FALLBROOK System Access	204.00	26.2	5,344.80
Apr 2011 ADJ FROM FULL SERVICE TO FALLBROOK Stewardship	41.00	26.2	1,074.20
Apr 2011 ADJ FROM FULL SERVICE TO FALLBROOK Treatment	217.00	26.2	5,685.40
Adjustment Subtotal		0.0	-22,727.10

SD-07 Total 3,043.5 2,241,636.90

Meter No SD-08

Treated Domestic	Constant	Previous Reading	Current Reading	Volume (Cu. Ft.)	Rate Desc.
n/o Red Mtn. n/o Mission Rd.	100	37810264	37992055	18179100	Unbundled

--- DELIVERIES ---

	Rate Per AF	Volume AF	Amount
Tier 1 Supply Rate	104.00	417.3	43,399.20
System Access Rate	204.00	417.3	85,129.20
Water Stewardship Rate	41.00	417.3	17,109.30
System Power Rate	127.00	417.3	52,997.10
Treatment Surcharge	217.00	417.3	90,554.10
Delta Supply Surcharge	51.00	417.3	21,282.30
Delivery Subtotal		417.3	310,471.20

SD-08 Total 417.3 310,471.20

Meter No SD-09

Treated Domestic	Constant	Previous Reading	Current Reading	Volume (Cu. Ft.)	Rate Desc.
w/o Rainbow Glen. Rd. n/o Red Mtn.	100	8089140	8163239	7409900	Unbundled

--- DELIVERIES ---

	Rate Per AF	Volume AF	Amount
Tier 1 Supply Rate	104.00	170.1	17,690.40
System Access Rate	204.00	170.1	34,700.40
Water Stewardship Rate	41.00	170.1	6,974.10
System Power Rate	127.00	170.1	21,602.70
Treatment Surcharge	217.00	170.1	36,911.70
Delta Supply Surcharge	51.00	170.1	8,675.10
Delivery Subtotal		170.1	126,554.40

SD-09 Total 170.1 126,554.40

Agency Name	Invoice No.	Rev.	Bill Period	Page No.	Mailed On	Due On
San Diego County Water Authority	7004	0	April 2011	4 of 6	05-09-11	06-30-11

Meter No SD-11

Untreated Domestic	Constant	Previous Reading	Current Reading	Volume (Cu. Ft.)	Rate Desc.
e/o Wilt Rd. n/o Dos Ninos Ave.	10,000	16215486	16289746	742600000	Unbundled

--- DELIVERIES ---

	Rate Per AF	Volume AF	Amount
Tier 1 Supply Rate	104.00	17,047.8	1,772,971.20
System Access Rate	204.00	17,047.8	3,477,751.20
Water Stewardship Rate	41.00	17,047.8	698,959.80
System Power Rate	127.00	17,047.8	2,165,070.60
Delta Supply Surcharge	51.00	17,047.8	869,437.80
Delivery Subtotal		17,047.8	8,984,190.60

--- ADJUSTMENT ---

	Rate Per AF	Volume AF	Amount
Feb 2011 adj basic to agr (Vista)	482.00	1.7	819.40
Feb 2011 adj basic to agr	527.00	-1.7	-895.90
Feb 2011 adj basic to agr (Poway)	482.00	7.0	3,374.00
Feb 2011 adj basic to agr	527.00	-7.0	-3,689.00
Mar 2011 adj basic to agr (Santa Fe Irrigation)	482.00	0.1	48.20
Mar 2011 adj basic to agr	527.00	-0.1	-52.70
Mar 2011 adj basic to agr (Escondido)	482.00	2.5	1,205.00
Mar 2011 adj basic to agr	527.00	-2.5	-1,317.50
Mar 2011 adj basic to agr (Olivenhain)	482.00	3.4	1,638.80
Mar 2011 adj basic to agr	527.00	-3.4	-1,791.80
Mar 2011 adj basic to agr (City of San Diego)	482.00	2.9	1,397.80
Mar 2011 adj basic to agr	527.00	-2.9	-1,528.30
Apr 2011 adj exch iid to sdcwa	527.00	-13,141.7	-6,925,675.90
Apr 2011 adj exch iid to sdcwa (San Diego CWA)	372.00		4,888,712.40
Adjustment Subtotal		-13,141.7	-2,037,755.50

SD-11 Total 3,906.1 6,946,435.10

Meter No SD-GRP1

Recovered	Constant	Previous Reading	Current Reading	Volume (Cu. Ft.)	Rate Desc.
Recovered Greenbelt		N/A	N/A	N/A	Unbundled

--- ADJUSTMENT ---

	Rate Per AF	Volume AF	Amount
Apr 2011 grp	929.00	312.4	290,219.60
Apr 2011 grp	949.00		-296,467.60
Adjustment Subtotal		312.4	-6,248.00

SD-GRP1 Total 312.4 -6,248.00

Meter No SD-RCL1

Reclaimed	Constant	Previous Reading	Current Reading	Volume (Cu. Ft.)	Rate Desc.
Reclaimed		N/A	N/A	N/A	Unbundled

--- ADJUSTMENT ---

	Rate Per AF	Volume AF	Amount
Jan 2011 lrp contribution voided	250.00	-14.1	3,525.00
Mar 2011 lrp contribution	250.00	27.5	-6,875.00
Adjustment Subtotal		13.4	-3,350.00

SD-RCL1 Total 13.4 -3,350.00

Meter No SD-RCL10

Reclaimed	Constant	Previous Reading	Current Reading	Volume (Cu. Ft.)	Rate Desc.
Reclaimed		N/A	N/A	N/A	Unbundled

--- ADJUSTMENT ---

Rate Per AF Volume AF Amount

Agency Name	Invoice No.	Rev.	Bill Period	Page No.	Mailed On	Due On
San Diego County Water Authority	7004	0	April 2011	5 of 6	05-09-11	06-30-11

--- ADJUSTMENT ---

	Rate Per AF	Volume AF	Amount
Mar 2011 lrp contribution	250.00	160.3	-40,075.00
Adjustment Subtotal		160.3	-40,075.00
SD-RCL10 Total		160.3	-40,075.00

Meter No SD-RCL12

Reclaimed	Constant	Previous Reading	Current Reading	Volume (Cu. Ft.)	Rate Desc.
Reclaimed		N/A	N/A	N/A	Unbundled

--- ADJUSTMENT ---

	Rate Per AF	Volume AF	Amount
Mar 2011 lrp contribution	250.00	15.6	-3,900.00
Adjustment Subtotal		15.6	-3,900.00
SD-RCL12 Total		15.6	-3,900.00

Meter No SD-RCL13

Reclaimed	Constant	Previous Reading	Current Reading	Volume (Cu. Ft.)	Rate Desc.
Reclaimed		N/A	N/A	N/A	Unbundled

--- ADJUSTMENT ---

	Rate Per AF	Volume AF	Amount
Mar 2011 contribution	250.00	34.7	-8,675.00
Apr 2011 contribution	250.00	85.8	-21,450.00
Adjustment Subtotal		120.5	-30,125.00
SD-RCL13 Total		120.5	-30,125.00

Meter No SD-RCL15

Reclaimed	Constant	Previous Reading	Current Reading	Volume (Cu. Ft.)	Rate Desc.
Reclaimed		N/A	N/A	N/A	Unbundled

--- ADJUSTMENT ---

	Rate Per AF	Volume AF	Amount
Mar 2011 contribution	150.00	33.8	-5,070.00
Adjustment Subtotal		33.8	-5,070.00
SD-RCL15 Total		33.8	-5,070.00

Meter No SD-RCL16

Reclaimed	Constant	Previous Reading	Current Reading	Volume (Cu. Ft.)	Rate Desc.
Reclaimed		N/A	N/A	N/A	Unbundled

--- ADJUSTMENT ---

	Rate Per AF	Volume AF	Amount
Apr 2011 contribution	250.00	21.9	-5,475.00
Adjustment Subtotal		21.9	-5,475.00
SD-RCL16 Total		21.9	-5,475.00

Meter No SD-RCL6

Reclaimed	Constant	Previous Reading	Current Reading	Volume (Cu. Ft.)	Rate Desc.
Reclaimed		N/A	N/A	N/A	Unbundled

--- ADJUSTMENT ---

	Rate Per AF	Volume AF	Amount
Mar 2011 lrp contribution	185.00	60.0	-11,100.00

Agency Name	Invoice No.	Rev.	Bill Period	Page No.	Mailed On	Due On
San Diego County Water Authority	7004	0	April 2011	6 of 6	05-09-11	06-30-11

Adjustment Subtotal 60.0 -11,100.00

SD-RCL6 Total 60.0 -11,100.00

Meter No SD-RCL8

Reclaimed	Constant	Previous Reading	Current Reading	Volume (Cu. Ft.)	Rate Desc.
Reclaimed		N/A	N/A	N/A	Unbundled

--- ADJUSTMENT ---

	Rate Per AF	Volume AF	Amount
--	-------------	-----------	--------

Mar 2011 lrp contribution 100.00 82.2 -8,220.00

Adjustment Subtotal 82.2 -8,220.00

SD-RCL8 Total 82.2 -8,220.00

Meter No SD-RCL9

Reclaimed	Constant	Previous Reading	Current Reading	Volume (Cu. Ft.)	Rate Desc.
		N/A	N/A	N/A	Unbundled

--- ADJUSTMENT ---

	Rate Per AF	Volume AF	Amount
--	-------------	-----------	--------

Apr 2011 lppre 113.00 11.8 1,333.40

Apr 2011 lppre 267.00 -3,150.60

Adjustment Subtotal 11.8 -1,817.20

SD-RCL9 Total 11.8 -1,817.20

Meter No SDTJ-01A

Treated Domestic	Constant	Previous Reading	Current Reading	Volume (Cu. Ft.)	Rate Desc.
San Diego-Tijuana	133.68	3393516	3393516	0	Unbundled

--- DELIVERIES ---

	Rate Per AF	Volume AF	Amount
--	-------------	-----------	--------

Delivery Subtotal 0.0 0.00

SDTJ-01A Total 0.0 0.00

--- OTHER CHARGES AND CREDITS ---

	Amount
--	--------

Conservation Ag # 66654 -11,232.00

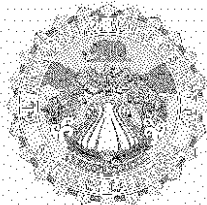
Conservation Ag # 78189 26,886.00

Capacity Charge for current calendar year 4,602,240.00

Readiness to Serve Charge for current fiscal year 10,099,476.00

VOLUME TOTAL	INVOICE TOTAL
15,440.8	\$28,707,511.20

This invoice was printed on 5/9/2011 at 9:31:08AM

**MWD**

METROPOLITAN WATER DISTRICT OF SOUTHERN CALIFORNIA

700 North Alameda Street

Los Angeles, CA, 90012-2944

INVOICE**Billed To:**

San Diego County Water Authority

**Service Address**4677 Overland Avenue
San Diego, CA 92123-1233

May 2011	Page No. 1 of 2
Mailed: 06/10/2011	Due Date: 07/29/2011
Invoice Number: 7032	Revision: 0

NOTICE

The MWD Administrative Code Section 4507 and 4508 require that payment must be made in "Good Funds" by the due date or the payment will be considered delinquent and an additional charge shall be assessed.

DELIVERIES

	Volume (AF)
Total Water Treated Delivered	9,382.3
Total Water Untreated Delivered	22,270.8

SALES

	Type	Volume (AF)	Rate (\$ /AF)	Total (\$)	
Full Service	Tier 1 Supply Rate	17,733.7	\$104.00	\$1,844,304.80	
	System Access Rate	17,733.7	\$204.00	\$3,617,674.80	
	Water Stewardship Rate	17,733.7	\$41.00	\$727,081.70	
	System Power Rate	17,733.7	\$127.00	\$2,252,179.90	
	Delta Supply Surcharge	17,733.7	\$51.00	\$904,418.70	
	Treatment Surcharge	8,636.0	\$217.00	\$1,874,012.00	
Adjust Full Service Prior Rates					
	Certification(s) for 201001 to 201012 for Domestic	Treated	-0.3	\$701.00	(\$210.30)
		Untreated	-4.7	\$484.00	(\$2,274.80)
IAWP		Treated	819.4		\$562,906.20
		Untreated	36.2		\$17,138.20
SUBTOTAL				\$11,797,231.20	

WATER MANAGEMENT

	Volume (AF)	Total (\$)
Local Resource Programs	900.5	(\$120,492.10)
SUBTOTAL		(\$120,492.10)

EXCHANGES, WHEELING, AND OTHER DELIVERIES

IID San Diego Exchange UnTreated	13,141.6	\$4,888,675.20
		\$4,888,675.20

OTHER CHARGES AND CREDITS

	Rate (\$ /AF)	
Conservation Debit/Credit	\$11,690.96	
Miscellaneous Debit/Credit (See Detail)	\$100,857.20	
SUBTOTAL		\$112,548.16

ADDITIONAL INFORMATION

	Volume (AF)	Tier1 %	Peak Day	Flow (CFS)
Purchase Order Commitment (Jan 2003 to Dec 2012)	3,342,570.6			
Purchase Order Firm Delivery To Date (Jan 2003 to Dec 2012)	3,631,194.9			
Tier 1 Annual Limit (For Current Calendar Year)	547,239.0			
Tier 1 YTD Deliveries (For Current Calendar Year)	60,409.3	11.0		
Tier 1 Current Month Deliveries	17,733.7			
Capacity Charge			8/21/2007	1,278.4

MWD2010-00275434

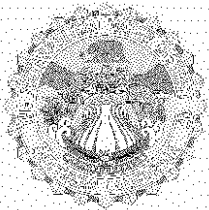
Agency Name	Invoice No.	Rev.	Bill Period	Page No.	Mailed On	Due On
San Diego County Water Authority	7032	0	May 2011	2 of 2	06-10-11	07-29-11

INVOICE TOTAL

Volume AF
19,484.8

Amount Now Due
\$16,677,962.46

Note: Amount Due is based on highlighted fields.



MWD

METROPOLITAN WATER DISTRICT OF SOUTHERN CALIFORNIA

700 North Alameda Street

Los Angeles, CA, 90012-2944

INVOICE DETAIL

NOTICE

The MWD Administrative Code Section 4507 and 4508 require that payment must be made in "Good Funds" by the due date or the payment will be considered delinquent and an additional charge shall be assessed.

IN ACCORDANCE WITH READINGS AND BILLING DATA LISTED BELOW

Agency Name	Invoice No.	Rev.	Bill Period	Page No.	Mailed On	Due On
San Diego County Water Authority	7032	0	May 2011	1 of 7	06-10-11	07-29-11

Meter No CM-10

Treated	Constant	Previous Reading	Current Reading	Volume (Cu. Ft.)	Rate Desc.
Treated Domestic		0	0	0	Unbundled

--- ADJUSTMENT ---	Rate Per AF	Volume AF	Amount
May 2011 adj oc to sd transfer	744.00	72.8	54,163.20
Adjustment Subtotal		72.8	54,163.20
CM-10 Total		72.8	54,163.20

Meter No SD-01A

Treated Domestic	Constant	Previous Reading	Current Reading	Volume (Cu. Ft.)	Rate Desc.
Rainbow Cyn. Rd. e/o Frontage Rd.	1,000	26051290	26134628	83338000	Unbundled

--- DELIVERIES ---	Rate Per AF	Volume AF	Amount
Tier 1 Supply Rate	104.00	1,913.2	198,972.80
System Access Rate	204.00	1,913.2	390,292.80
Water Stewardship Rate	41.00	1,913.2	78,441.20
System Power Rate	127.00	1,913.2	242,976.40
Treatment Surcharge	217.00	1,913.2	415,164.40
Delta Supply Surcharge	51.00	1,913.2	97,573.20
Delivery Subtotal		1,913.2	1,423,420.80
SD-01A Total		1,913.2	1,423,420.80

Meter No SD-01B

Treated Domestic	Constant	Previous Reading	Current Reading	Volume (Cu. Ft.)	Rate Desc.
Rainbow Cyn. Rd. e/o Frontage Rd.	1,000	25557367	25644457	87090000	Unbundled

--- DELIVERIES ---	Rate Per AF	Volume AF	Amount
Tier 1 Supply Rate	104.00	1,999.3	207,927.20
System Access Rate	204.00	1,999.3	407,857.20
Water Stewardship Rate	41.00	1,999.3	81,971.30
System Power Rate	127.00	1,999.3	253,911.10
Treatment Surcharge	217.00	1,999.3	433,848.10
Delta Supply Surcharge	51.00	1,999.3	101,964.30
Delivery Subtotal		1,999.3	1,487,479.20
SD-01B Total		1,999.3	1,487,479.20

Agency Name	Invoice No.	Rev.	Bill Period	Page No.	Mailed On	Due On
San Diego County Water Authority	7032	0	May 2011	2 of 7	06-10-11	07-29-11

Meter No SD-02

Treated Domestic	Constant	Previous Reading	Current Reading	Volume (Cu. Ft.)	Rate Desc.
w/o Rainbow Glen Rd.	100	25924599	26040853	11625400	Unbundled

--- DELIVERIES ---		Rate Per AF	Volume AF	Amount
Tier 1 Supply Rate		104.00	266.9	27,757.60
System Access Rate		204.00	266.9	54,447.60
Water Stewardship Rate		41.00	266.9	10,942.90
System Power Rate		127.00	266.9	33,896.30
Treatment Surcharge		217.00	266.9	57,917.30
Delta Supply Surcharge		51.00	266.9	13,611.90
May 2011, meter under 10% flow	Tier 1 Supply Rate	104.00	0.5	52.00
May 2011, meter under 10% flow	System Access Rate	204.00	0.5	102.00
May 2011, meter under 10% flow	Water Stewardship Rate	41.00	0.5	20.50
May 2011, meter under 10% flow	System Power Rate	127.00	0.5	63.50
May 2011, meter under 10% flow	Treatment Surcharge	217.00	0.5	108.50
May 2011, meter under 10% flow	Delta Supply Surcharge	51.00	0.5	25.50
Delivery Subtotal			267.4	198,945.60
SD-02 Total			267.4	198,945.60

Meter No SD-03

Untreated Domestic	Constant	Previous Reading	Current Reading	Volume (Cu. Ft.)	Rate Desc.
Rainbow Cyn. Rd. e/o Frontage Rd.	1,000	85489187	85698662	209475000	Unbundled

--- DELIVERIES ---		Rate Per AF	Volume AF	Amount
Tier 1 Supply Rate		104.00	4,808.9	500,125.60
System Access Rate		204.00	4,808.9	981,015.60
Water Stewardship Rate		41.00	4,808.9	197,164.90
System Power Rate		127.00	4,808.9	610,730.30
Delta Supply Surcharge		51.00	4,808.9	245,253.90
Delivery Subtotal			4,808.9	2,534,290.30
SD-03 Total			4,808.9	2,534,290.30

Meter No SD-05

Treated Domestic	Constant	Previous Reading	Current Reading	Volume (Cu. Ft.)	Rate Desc.
s/o Reche Rd. w/o Wilt Rd.	100	9695548	9801161	10561300	Unbundled

--- DELIVERIES ---		Rate Per AF	Volume AF	Amount
Tier 1 Supply Rate		104.00	242.5	25,220.00
System Access Rate		204.00	242.5	49,470.00
Water Stewardship Rate		41.00	242.5	9,942.50
System Power Rate		127.00	242.5	30,797.50
Treatment Surcharge		217.00	242.5	52,622.50
Delta Supply Surcharge		51.00	242.5	12,367.50
Delivery Subtotal			242.5	180,420.00
SD-05 Total			242.5	180,420.00

Meter No SD-07

Treated Domestic	Constant	Previous Reading	Current Reading	Volume (Cu. Ft.)	Rate Desc.
e/o Wilt Rd. n/o Dos Ninos Ave.	1,000	115840961	116020689	179728000	Unbundled

--- DELIVERIES ---		Rate Per AF	Volume AF	Amount
Tier 1 Supply Rate		104.00	4,126.0	429,104.00
System Access Rate		204.00	4,126.0	841,704.00
Water Stewardship Rate		41.00	4,126.0	169,166.00
System Power Rate		127.00	4,126.0	524,002.00
Treatment Surcharge		217.00	4,126.0	895,342.00

Agency Name	Invoice No.	Rev.	Bill Period	Page No.	Mailed On	Due On
San Diego County Water Authority	7032	0	May 2011	3 of 7	06-10-11	07-29-11

--- DELIVERIES ---

	Rate Per AF	Volume AF	Amount
Delta Supply Surcharge	51.00	4,126.0	210,426.00
Delivery Subtotal		4,126.0	3,069,744.00

--- ADJUSTMENT ---

	Rate Per AF	Volume AF	Amount
Nov 2010 adj basic to agr (City of San Diego)	615.00	0.3	184.50
Nov 2010 adj basic to agr	701.00	-0.3	-210.30
Feb 2011 adj basic to agr voided (Fallbrook)	687.00	-50.0	-34,350.00
Feb 2011 adj basic to agr voided	744.00	50.0	37,200.00
Mar 2011 adj basic to agr (Vista)	687.00	0.1	68.70
Mar 2011 adj basic to agr	744.00	-0.1	-74.40
Mar 2011 adj basic to agr (Rincon)	687.00	9.9	6,801.30
Mar 2011 adj basic to agr	744.00	-9.9	-7,365.60
Apr 2011 adj basic to agr (City of San Diego)	687.00	0.8	549.60
Apr 2011 adj basic to agr	744.00	-0.8	-595.20
Apr 2011 adj basic to agr (Padre Dam)	687.00	11.9	8,175.30
Apr 2011 adj basic to agr	744.00	-11.9	-8,853.60
Apr 2011 adj basic to agr (Rincon)	687.00	15.0	10,305.00
Apr 2011 adj basic to agr	744.00	-15.0	-11,160.00
Apr 2011 adj basic to agr (Ramona)	687.00	46.3	31,808.10
Apr 2011 adj basic to agr	744.00	-46.3	-34,447.20
Apr 2011 adj basic to agr (Fallbrook)	687.00	96.1	66,020.70
Apr 2011 adj basic to agr	744.00	-96.1	-71,498.40
Apr 2011 adj basic to agr (Rainbow)	687.00	174.9	120,156.30
Apr 2011 adj basic to agr	744.00	-174.9	-130,125.60
Apr 2011 adj basic to agr (Valley Center)	687.00	441.1	303,035.70
Apr 2011 adj basic to agr	744.00	-441.1	-328,178.40
May 2011 adj basic to agr (Yuima)	687.00	73.0	50,151.00
May 2011 adj basic to agr	744.00	-73.0	-54,312.00
Adjustment Subtotal		0.0	-46,714.50
SD-07 Total		4,126.0	3,023,029.50

Meter No SD-08

Treated Domestic	Constant	Previous Reading	Current Reading	Volume (Cu. Ft.)	Rate Desc.
n/o Red Mtn. n/o Mission Rd.	100	37992055	38281921	28986600	Unbundled

--- DELIVERIES ---

	Rate Per AF	Volume AF	Amount
Tier 1 Supply Rate	104.00	665.4	69,201.60
System Access Rate	204.00	665.4	135,741.60
Water Stewardship Rate	41.00	665.4	27,281.40
System Power Rate	127.00	665.4	84,505.80
Treatment Surcharge	217.00	665.4	144,391.80
Delta Supply Surcharge	51.00	665.4	33,935.40
Delivery Subtotal		665.4	495,057.60
SD-08 Total		665.4	495,057.60

Meter No SD-09

Treated Domestic	Constant	Previous Reading	Current Reading	Volume (Cu. Ft.)	Rate Desc.
w/o Rainbow Glen. Rd. n/o Red Mtn.	100	8163239	8236635	7339600	Unbundled

--- DELIVERIES ---

	Rate Per AF	Volume AF	Amount
Tier 1 Supply Rate	104.00	168.5	17,524.00
System Access Rate	204.00	168.5	34,374.00
Water Stewardship Rate	41.00	168.5	6,908.50
System Power Rate	127.00	168.5	21,399.50
Treatment Surcharge	217.00	168.5	36,564.50
Delta Supply Surcharge	51.00	168.5	8,593.50
Delivery Subtotal		168.5	125,364.00

Agency Name	Invoice No.	Rev.	Bill Period	Page No.	Mailed On	Due On
San Diego County Water Authority	7032	0	May 2011	4 of 7	06-10-11	07-29-11

SD-09 Total 168.5 125,364.00

Meter No SD-11

Untreated Domestic	Constant	Previous Reading	Current Reading	Volume (Cu. Ft.)	Rate Desc.
e/o Wilt Rd. n/o Dos Ninos Ave.	10,000	16289746	16365810	760640000	Unbundled

--- DELIVERIES ---

	Rate Per AF	Volume AF	Amount
Tier 1 Supply Rate	104.00	17,461.9	1,816,037.60
System Access Rate	204.00	17,461.9	3,562,227.60
Water Stewardship Rate	41.00	17,461.9	715,937.90
System Power Rate	127.00	17,461.9	2,217,661.30
Delta Supply Surcharge	51.00	17,461.9	890,556.90
Delivery Subtotal		17,461.9	9,202,421.30

--- ADJUSTMENT ---

	Rate Per AF	Volume AF	Amount
Nov 2010 adj basic to agr (City of San Diego)	416.00	4.7	1,955.20
Nov 2010 adj basic to agr	484.00	-4.7	-2,274.80
Mar 2011 adj basic to agr (Vista)	482.00	0.2	96.40
Mar 2011 adj basic to agr	527.00	-0.2	-105.40
Mar 2011 adj basic to agr (Poway)	482.00	0.5	241.00
Mar 2011 adj basic to agr	527.00	-0.5	-263.50
Apr 2011 adj basic to agr (Santa Fe Irrigation)	482.00	0.1	48.20
Apr 2011 adj basic to agr	527.00	-0.1	-52.70
Apr 2011 adj basic to agr (City of San Diego)	482.00	4.9	2,361.80
Apr 2011 adj basic to agr	527.00	-4.9	-2,582.30
Apr 2011 adj basic to agr (Olivenhain)	482.00	5.9	2,843.80
Apr 2011 adj basic to agr	527.00	-5.9	-3,109.30
Apr 2011 adj basic to agr (Escondido)	482.00	19.9	9,591.80
Apr 2011 adj basic to agr	527.00	-19.9	-10,487.30
May 2011 adj exch iid to sdcwa	527.00	-13,141.6	-6,925,623.20
May 2011 adj exch iid to sdcwa (San Diego CWA)	372.00		4,888,675.20
Adjustment Subtotal		-13,141.6	-2,038,685.10

SD-11 Total 4,320.3 7,163,736.20

Meter No SD-GRP1

Recovered	Constant	Previous Reading	Current Reading	Volume (Cu. Ft.)	Rate Desc.
Recovered Greenbelt		N/A	N/A	N/A	Unbundled

--- ADJUSTMENT ---

	Rate Per AF	Volume AF	Amount
May 2011 grp	929.00	280.2	260,305.80
May 2011 grp	949.00		-265,909.80
Adjustment Subtotal		280.2	-5,604.00

SD-GRP1 Total 280.2 -5,604.00

Meter No SD-RCL1

Reclaimed	Constant	Previous Reading	Current Reading	Volume (Cu. Ft.)	Rate Desc.
Reclaimed		N/A	N/A	N/A	Unbundled

--- ADJUSTMENT ---

	Rate Per AF	Volume AF	Amount
Apr 2011 lrp contribution	250.00	58.3	-14,575.00
Adjustment Subtotal		58.3	-14,575.00

SD-RCL1 Total 58.3 -14,575.00

Agency Name	Invoice No.	Rev.	Bill Period	Page No.	Mailed On	Due On
San Diego County Water Authority	7032	0	May 2011	5 of 7	06-10-11	07-29-11

Meter No SD-RCL10

Reclaimed	Constant	Previous Reading	Current Reading	Volume (Cu. Ft.)	Rate Desc.
Reclaimed		N/A	N/A	N/A	Unbundled

---	ADJUSTMENT	---	Rate Per AF	Volume AF	Amount
	Apr 2011 lrp contribution		250.00	270.8	-67,700.00
	Adjustment Subtotal			270.8	-67,700.00
	SD-RCL10 Total			270.8	-67,700.00

Meter No SD-RCL11

Reclaimed	Constant	Previous Reading	Current Reading	Volume (Cu. Ft.)	Rate Desc.
Reclaimed		N/A	N/A	N/A	Unbundled

---	ADJUSTMENT	---	Rate Per AF	Volume AF	Amount
	Jul 2009 contribution voided		185.00	-67.4	12,469.00
	Jul 2009 contribution		52.00	67.4	-3,504.80
	Aug 2009 contribution voided		185.00	-73.6	13,616.00
	Aug 2009 contribution		52.00	73.6	-3,827.20
	Sep 2009 contribution voided		185.00	-57.8	10,693.00
	Oct 2009 contribution voided		185.00	-43.8	8,103.00
	Nov 2009 contribution voided		185.00	-26.1	4,828.50
	Dec 2009 contribution voided		185.00	-1.0	185.00
	Jan 2010 contribution voided		185.00	-2.8	518.00
	Feb 2010 contribution voided		185.00	-0.5	92.50
	Mar 2010 contribution voided		185.00	-10.0	1,850.00
	Apr 2010 contribution voided		185.00	-16.5	3,052.50
	May 2010 contribution voided		185.00	-40.5	7,492.50
	Jun 2010 contribution voided		185.00	-72.7	13,449.50
	Adjustment Subtotal			-271.7	69,017.50
	SD-RCL11 Total			-271.7	69,017.50

Meter No SD-RCL12

Reclaimed	Constant	Previous Reading	Current Reading	Volume (Cu. Ft.)	Rate Desc.
Reclaimed		N/A	N/A	N/A	Unbundled

---	ADJUSTMENT	---	Rate Per AF	Volume AF	Amount
	Apr 2011 lrp contribution		250.00	33.8	-8,450.00
	Adjustment Subtotal			33.8	-8,450.00
	SD-RCL12 Total			33.8	-8,450.00

Meter No SD-RCL13

Reclaimed	Constant	Previous Reading	Current Reading	Volume (Cu. Ft.)	Rate Desc.
Reclaimed		N/A	N/A	N/A	Unbundled

---	ADJUSTMENT	---	Rate Per AF	Volume AF	Amount
	May 2011 contribution		250.00	142.0	-35,500.00
	Adjustment Subtotal			142.0	-35,500.00
	SD-RCL13 Total			142.0	-35,500.00

Agency Name	Invoice No.	Rev.	Bill Period	Page No.	Mailed On	Due On
San Diego County Water Authority	7032	0	May 2011	6 of 7	06-10-11	07-29-11

Meter No SD-RCL15

Reclaimed	Constant	Previous Reading	Current Reading	Volume (Cu. Ft.)	Rate Desc.
Reclaimed		N/A	N/A	N/A	Unbundled

--- ADJUSTMENT ---			Rate Per AF	Volume AF	Amount
Apr 2011 contribution			150.00	50.7	-7,605.00
Adjustment Subtotal				50.7	-7,605.00
SD-RCL15 Total				50.7	-7,605.00

Meter No SD-RCL16

Reclaimed	Constant	Previous Reading	Current Reading	Volume (Cu. Ft.)	Rate Desc.
Reclaimed		N/A	N/A	N/A	Unbundled

--- ADJUSTMENT ---			Rate Per AF	Volume AF	Amount
May 2011 contribution			250.00	17.7	-4,425.00
Adjustment Subtotal				17.7	-4,425.00
SD-RCL16 Total				17.7	-4,425.00

Meter No SD-RCL6

Reclaimed	Constant	Previous Reading	Current Reading	Volume (Cu. Ft.)	Rate Desc.
Reclaimed		N/A	N/A	N/A	Unbundled

--- ADJUSTMENT ---			Rate Per AF	Volume AF	Amount
Apr 2011 lrp contribution			185.00	149.8	-27,713.00
Adjustment Subtotal				149.8	-27,713.00
SD-RCL6 Total				149.8	-27,713.00

Meter No SD-RCL8

Reclaimed	Constant	Previous Reading	Current Reading	Volume (Cu. Ft.)	Rate Desc.
Reclaimed		N/A	N/A	N/A	Unbundled

--- ADJUSTMENT ---			Rate Per AF	Volume AF	Amount
Apr 2011 lrp contribution			100.00	149.5	-14,950.00
Adjustment Subtotal				149.5	-14,950.00
SD-RCL8 Total				149.5	-14,950.00

Meter No SD-RCL9

Reclaimed	Constant	Previous Reading	Current Reading	Volume (Cu. Ft.)	Rate Desc.
Reclaimed		N/A	N/A	N/A	Unbundled

--- ADJUSTMENT ---			Rate Per AF	Volume AF	Amount
May 2011 lppre			113.00	19.4	2,192.20
May 2011 lppre			267.00		-5,179.80
Adjustment Subtotal				19.4	-2,987.60
SD-RCL9 Total				19.4	-2,987.60

Agency Name	Invoice No.	Rev.	Bill Period	Page No.	Mailed On	Due On
San Diego County Water Authority	7032	0	May 2011	7 of 7	06-10-11	07-29-11

Meter No. SDTJ-01A

Treated Domestic	Constant	Previous Reading	Current Reading	Volume (Cu. Ft.)	Rate Desc.
San Diego-Tijuana	133.68	3393516	3393516	0	Unbundled

--- DELIVERIES ---


Rate Per AF	Volume AF	Amount
	0.0	0.00
Delivery Subtotal		
	0.0	0.00
SDTJ-01A Total		
	0.0	0.00

--- OTHER CHARGES AND CREDITS ---

	Amount
Conservation Ag # 78189	11,690.96
LPPDS Recon FY09-10,SD-DS1,Oceancide[\$50/AF x 3,732AF = \$186,600-\$85,742.80 credits rcvd]	100,857.20

VOLUME TOTAL	INVOICE TOTAL
19,484.8	\$16,677,962.46

This invoice was printed on 6/8/2011 at 8:31:45AM

**MWD**

METROPOLITAN WATER DISTRICT OF SOUTHERN CALIFORNIA

700 North Alameda Street

Los Angeles, CA, 90012-2944

INVOICE**Billed To:**

San Diego County Water Authority

**Service Address**4677 Overland Avenue
San Diego, CA 92123-1233

June 2011

Page No. 1 of 1

Mailed: 07/08/2011

Due Date: 08/31/2011

Invoice Number: 7060

Revision: 0

NOTICE

The MWD Administrative Code Section 4507 and 4508 require that payment must be made in "Good Funds" by the due date or the payment will be considered delinquent and an additional charge shall be assessed.

DELIVERIES

	Volume (AF)
Total Water Treated Delivered	10,661.6
Total Water Untreated Delivered	29,985.2

SALES

	Type	Volume (AF)	Rate (\$ /AF)	Total (\$)	
Full Service	Tier 1 Supply Rate	25,815.8	\$104.00	\$2,684,843.20	
	System Access Rate	25,815.8	\$204.00	\$5,266,423.20	
	Water Stewardship Rate	25,815.8	\$41.00	\$1,058,447.80	
	System Power Rate	25,815.8	\$127.00	\$3,278,606.60	
	Delta Supply Surcharge	25,815.8	\$51.00	\$1,316,605.80	
	Treatment Surcharge	9,107.1	\$217.00	\$1,976,240.70	
Adjust Full Service Prior Rates	Certification(s) for 201001 to 201012 for Domestic	Treated	0.4	\$701.00	\$280.40
		Untreated	4.7	\$484.00	\$2,274.80
IAWP		Treated	1,624.1		\$1,115,785.50
		Untreated	130.1		\$63,018.40
SUBTOTAL				\$16,762,526.40	

WATER MANAGEMENT

	Volume (AF)	Total (\$)
Local Resource Programs	2,128.6	(\$399,008.60)
SUBTOTAL		(\$399,008.60)

EXCHANGES, WHEELING, AND OTHER DELIVERIES

IID San Diego Exchange UnTreated	13,141.7	\$4,888,712.40
		\$4,888,712.40

OTHER CHARGES AND CREDITS

	Rate (\$ /AF)
Conservation Debit/Credit	\$4,701.20
SUBTOTAL	\$4,701.20

ADDITIONAL INFORMATION

	Volume (AF)	Tier1 %	Peak Day	Flow (CFS)
Purchase Order Commitment (Jan 2003 to Dec 2012)	3,342,570.6			
Purchase Order Firm Delivery To Date (Jan 2003 to Dec 2012)	3,657,015.8			
Tier 1 Annual Limit (For Current Calendar Year)	547,239.0			
Tier 1 YTD Deliveries (For Current Calendar Year)	86,225.1	15.8		
Tier 1 Current Month Deliveries	25,815.8			
Capacity Charge			8/21/2007	1,278.4

INVOICE TOTAL

Volume AF

29,703.7

Amount Now Due

\$21,256,931.40

Note: Amount Due is based on highlighted fields

MWD2010-00275443



MWD

METROPOLITAN WATER DISTRICT OF SOUTHERN CALIFORNIA

700 North Alameda Street

Los Angeles, CA, 90012-2944

INVOICE DETAIL

NOTICE	
The MWD Administrative Code Section 4507 and 4508 require that payment must be made in "Good Funds" by the due date or the payment will be considered delinquent and an additional charge shall be assessed.	

IN ACCORDANCE WITH READINGS AND BILLING DATA LISTED BELOW

Agency Name	Invoice No.	Rev.	Bill Period	Page No.	Mailed On	Due On
San Diego County Water Authority	7060	0	June 2011	1 of 6	07-08-11	08-31-11

Meter No CM-10

Treated	Constant	Previous Reading	Current Reading	Volume (Cu. Ft.)	Rate Desc.
Treated Domestic		0	0	0	Unbundled

--- ADJUSTMENT ---

	Rate Per AF	Volume AF	Amount
Jun 2011 adj oc to sd transfer	744.00	70.0	52,080.00
Adjustment Subtotal		70.0	52,080.00
CM-10 Total		70.0	52,080.00

Meter No SD-01A

Treated Domestic	Constant	Previous Reading	Current Reading	Volume (Cu. Ft.)	Rate Desc.
Rainbow Cyn. Rd. e/o Frontage Rd.	1,000	26134628	26246365	111737000	Unbundled

--- DELIVERIES ---

	Rate Per AF	Volume AF	Amount
Tier 1 Supply Rate	104.00	2,565.1	266,770.40
System Access Rate	204.00	2,565.1	523,280.40
Water Stewardship Rate	41.00	2,565.1	105,169.10
System Power Rate	127.00	2,565.1	325,767.70
Treatment Surcharge	217.00	2,565.1	556,626.70
Delta Supply Surcharge	51.00	2,565.1	130,820.10
Delivery Subtotal		2,565.1	1,908,434.40
SD-01A Total		2,565.1	1,908,434.40

Meter No SD-01B

Treated Domestic	Constant	Previous Reading	Current Reading	Volume (Cu. Ft.)	Rate Desc.
Rainbow Cyn. Rd. e/o Frontage Rd.	1,000	25644457	25756891	112434000	Unbundled

--- DELIVERIES ---

	Rate Per AF	Volume AF	Amount
Tier 1 Supply Rate	104.00	2,581.1	268,434.40
System Access Rate	204.00	2,581.1	526,544.40
Water Stewardship Rate	41.00	2,581.1	105,825.10
System Power Rate	127.00	2,581.1	327,799.70
Treatment Surcharge	217.00	2,581.1	560,098.70
Delta Supply Surcharge	51.00	2,581.1	131,636.10
Delivery Subtotal		2,581.1	1,920,338.40
SD-01B Total		2,581.1	1,920,338.40

Agency Name	Invoice No.	Rev.	Bill Period	Page No.	Mailed On	Due On
San Diego County Water Authority	7060	0	June 2011	2 of 6	07-08-11	08-31-11

Meter No SD-02

Treated Domestic	Constant	Previous Reading	Current Reading	Volume (Cu. Ft.)	Rate Desc.
w/o Rainbow Glen Rd.	100	26040853	26186455	14560200	Unbundled

--- DELIVERIES ---		Rate Per AF	Volume AF	Amount
Tier 1 Supply Rate		104.00	334.3	34,767.20
System Access Rate		204.00	334.3	68,197.20
Water Stewardship Rate		41.00	334.3	13,706.30
System Power Rate		127.00	334.3	42,456.10
Treatment Surcharge		217.00	334.3	72,543.10
Delta Supply Surcharge		51.00	334.3	17,049.30
Jun 2011, meter under 10% flow	Tier 1 Supply Rate	104.00	1.2	124.80
Jun 2011, meter under 10% flow	System Access Rate	204.00	1.2	244.80
Jun 2011, meter under 10% flow	Water Stewardship Rate	41.00	1.2	49.20
Jun 2011, meter under 10% flow	System Power Rate	127.00	1.2	152.40
Jun 2011, meter under 10% flow	Treatment Surcharge	217.00	1.2	260.40
Jun 2011, meter under 10% flow	Delta Supply Surcharge	51.00	1.2	61.20
Delivery Subtotal			335.5	249,612.00
SD-02 Total			335.5	249,612.00

Meter No SD-03

Untreated Domestic	Constant	Previous Reading	Current Reading	Volume (Cu. Ft.)	Rate Desc.
Rainbow Cyn. Rd. e/o Frontage Rd.	1,000	85698662	86225159	526497000	Unbundled

--- DELIVERIES ---		Rate Per AF	Volume AF	Amount
Tier 1 Supply Rate		104.00	12,086.7	1,257,016.80
System Access Rate		204.00	12,086.7	2,465,686.80
Water Stewardship Rate		41.00	12,086.7	495,554.70
System Power Rate		127.00	12,086.7	1,535,010.90
Delta Supply Surcharge		51.00	12,086.7	616,421.70
Delivery Subtotal			12,086.7	6,369,690.90
SD-03 Total			12,086.7	6,369,690.90

Meter No SD-05

Treated Domestic	Constant	Previous Reading	Current Reading	Volume (Cu. Ft.)	Rate Desc.
s/o Reche Rd. w/o Wilt Rd.	100	9801161	9929313	12815200	Unbundled

--- DELIVERIES ---		Rate Per AF	Volume AF	Amount
Tier 1 Supply Rate		104.00	294.2	30,596.80
System Access Rate		204.00	294.2	60,016.80
Water Stewardship Rate		41.00	294.2	12,062.20
System Power Rate		127.00	294.2	37,363.40
Treatment Surcharge		217.00	294.2	63,841.40
Delta Supply Surcharge		51.00	294.2	15,004.20
Delivery Subtotal			294.2	218,884.80
SD-05 Total			294.2	218,884.80

Meter No SD-07

Treated Domestic	Constant	Previous Reading	Current Reading	Volume (Cu. Ft.)	Rate Desc.
e/o Wilt Rd. n/o Dos Ninos Ave.	1,000	116020689	116203439	182750000	Unbundled

--- DELIVERIES ---		Rate Per AF	Volume AF	Amount
Tier 1 Supply Rate		104.00	4,195.4	436,321.60
System Access Rate		204.00	4,195.4	855,861.60
Water Stewardship Rate		41.00	4,195.4	172,011.40
System Power Rate		127.00	4,195.4	532,815.80
Treatment Surcharge		217.00	4,195.4	910,401.80

Agency Name	Invoice No.	Rev.	Bill Period	Page No.	Mailed On	Due On
San Diego County Water Authority	7060	0	June 2011	3 of 6	07-08-11	08-31-11

--- DELIVERIES ---

	Rate Per AF	Volume AF	Amount
Delta Supply Surcharge	51.00	4,195.4	213,965.40
Delivery Subtotal		4,195.4	3,121,377.60

--- ADJUSTMENT ---

	Rate Per AF	Volume AF	Amount
Aug 2010 adj basic to agr voided (Carlsbad Municipal)	615.00	-0.1	-61.50
Aug 2010 adj basic to agr voided	701.00	0.1	70.10
Nov 2010 adj basic to agr voided (City of San Diego)	615.00	-0.3	-184.50
Nov 2010 adj basic to agr voided	701.00	0.3	210.30
Apr 2011 adj basic to agr (Vista)	687.00	0.5	343.50
Apr 2011 adj basic to agr	744.00	-0.5	-372.00
May 2011 adj basic to agr	744.00	-0.8	-595.20
May 2011 adj basic to agr (City of San Diego)	687.00	0.8	549.60
May 2011 adj basic to agr (Olivenhain)	687.00	0.2	137.40
May 2011 adj basic to agr	744.00	-0.2	-148.80
May 2011 adj basic to agr (Vallecitos)	687.00	24.4	16,762.80
May 2011 adj basic to agr	744.00	-24.4	-18,153.60
May 2011 adj basic to agr (Padre Dam)	687.00	34.1	23,426.70
May 2011 adj basic to agr	744.00	-34.1	-25,370.40
May 2011 adj basic to agr (Ramona)	687.00	79.8	54,822.60
May 2011 adj basic to agr	744.00	-79.8	-59,371.20
May 2011 adj basic to agr (Fallbrook)	687.00	148.2	101,813.40
May 2011 adj basic to agr	744.00	-148.2	-110,260.80
May 2011 adj basic to agr (Rainbow)	687.00	265.6	182,467.20
May 2011 adj basic to agr	744.00	-265.6	-197,608.40
May 2011 adj basic to agr (Valley Center)	687.00	729.8	501,372.60
May 2011 adj basic to agr	744.00	-729.8	-542,971.20
Jun 2011 adj basic to agr (Vallecitos)	687.00	28.3	19,442.10
Jun 2011 adj basic to agr	744.00	-28.3	-21,055.20
Jun 2011 adj basic to agr (Rainbow)	687.00	312.8	214,893.60
Jun 2011 adj basic to agr	744.00	-312.8	-232,723.20
Adjustment Subtotal		0.0	-82,562.10
SD-07 Total		4,195.4	3,028,815.50

Meter No SD-08

Treated Domestic	Constant	Previous Reading	Current Reading	Volume (Cu. Ft.)	Rate Desc.
n/o Red Mtn. n/o Mission Rd.	100	38281921	38500817	21889600	Unbundled

--- DELIVERIES ---

	Rate Per AF	Volume AF	Amount
Tier 1 Supply Rate	104.00	502.5	52,260.00
System Access Rate	204.00	502.5	102,510.00
Water Stewardship Rate	41.00	502.5	20,602.50
System Power Rate	127.00	502.5	63,817.50
Treatment Surcharge	217.00	502.5	109,042.50
Delta Supply Surcharge	51.00	502.5	25,627.50
Delivery Subtotal		502.5	373,860.00

SD-08 Total 502.5 373,860.00

Meter No SD-09

Treated Domestic	Constant	Previous Reading	Current Reading	Volume (Cu. Ft.)	Rate Desc.
w/o Rainbow Glen. Rd. n/o Red Mtn	100	8236635	8318440	8180500	Unbundled

--- DELIVERIES ---

	Rate Per AF	Volume AF	Amount
Tier 1 Supply Rate	104.00	187.8	19,531.20
System Access Rate	204.00	187.8	38,311.20
Water Stewardship Rate	41.00	187.8	7,699.80
System Power Rate	127.00	187.8	23,850.60
Treatment Surcharge	217.00	187.8	40,752.60
Delta Supply Surcharge	51.00	187.8	9,577.80

Agency Name	Invoice No.	Rev.	Bill Period	Page No.	Mailed On	Due On
San Diego County Water Authority	7060	0	June 2011	4 of 6	07-08-11	08-31-11

Delivery Subtotal 187.8 139,723.20

SD-09 Total 187.8 139,723.20

Meter No SD-11

Untreated Domestic	Constant	Previous Reading	Current Reading	Volume (Cu. Ft.)	Rate Desc.
e/o Wilt Rd. n/o Dos Ninos Ave.	10,000	16365810	16443776	779660000	Unbundled

--- DELIVERIES ---

	Rate Per AF	Volume AF	Amount
Tier 1 Supply Rate	104.00	17,898.5	1,861,444.00
System Access Rate	204.00	17,898.5	3,651,294.00
Water Stewardship Rate	41.00	17,898.5	733,838.50
System Power Rate	127.00	17,898.5	2,273,109.50
Delta Supply Surcharge	51.00	17,898.5	912,823.50
Delivery Subtotal		17,898.5	9,432,509.50

--- ADJUSTMENT ---

	Rate Per AF	Volume AF	Amount
Nov 2010 adj basic to agr voided (City of San Diego)	416.00	-4.7	-1,955.20
Nov 2010 adj basic to agr voided	484.00	4.7	2,274.80
Mar 2011 adj basic to agr (Poway)	482.00	0.8	385.60
Mar 2011 adj basic to agr	527.00	-0.8	-421.60
Mar 2011 adj basic to agr voided (Poway)	482.00	-0.5	-241.00
Mar 2011 adj basic to agr voided	527.00	0.5	263.50
Apr 2011 adj basic to agr (Vista)	482.00	1.7	819.40
Apr 2011 adj basic to agr	527.00	-1.7	-895.90
Apr 2011 adj basic to agr (Poway)	482.00	4.0	1,928.00
Apr 2011 adj basic to agr	527.00	-4.0	-2,108.00
May 2011 adj basic to agr (Santa Fe Irrigation)	482.00	2.2	1,060.40
May 2011 adj basic to agr	527.00	-2.2	-1,159.40
May 2011 adj basic to agr	527.00	-7.4	-3,899.80
May 2011 adj basic to agr (City of San Diego)	482.00	7.4	3,566.80
May 2011 adj basic to agr (Olivenhain)	482.00	8.9	4,289.80
May 2011 adj basic to agr	527.00	-8.9	-4,690.30
May 2011 adj basic to agr (Escondido)	482.00	53.9	25,979.80
May 2011 adj basic to agr	527.00	-53.9	-28,405.30
May 2011 adj basic to agr (Ramona)	482.00	56.4	27,184.80
May 2011 adj basic to agr	527.00	-56.4	-29,722.80
Jun 2011 adj exch iid to sdcwa	527.00	-13,141.7	-6,925,675.90
Jun 2011 adj exch iid to sdcwa (San Diego CWA)	372.00		4,888,712.40
Adjustment Subtotal		-13,141.7	-2,042,709.90

SD-11 Total 4,756.8 7,389,799.60

Meter No SD-RCL1

Reclaimed	Constant	Previous Reading	Current Reading	Volume (Cu. Ft.)	Rate Desc.
Reclaimed		N/A	N/A	N/A	Unbundled

--- ADJUSTMENT ---

	Rate Per AF	Volume AF	Amount
May 2011 lrp contribution	250.00	74.7	-18,675.00
Adjustment Subtotal		74.7	-18,675.00

SD-RCL1 Total 74.7 -18,675.00

Meter No SD-RCL10

Reclaimed	Constant	Previous Reading	Current Reading	Volume (Cu. Ft.)	Rate Desc.
Reclaimed		N/A	N/A	N/A	Unbundled

--- ADJUSTMENT ---

	Rate Per AF	Volume AF	Amount
May 2011 lrp contribution	250.00	405.3	-101,325.00

Agency Name	Invoice No.	Rev.	Bill Period	Page No.	Mailed On	Due On
San Diego County Water Authority	7060	0	June 2011	5 of 6	07-08-11	08-31-11

Adjustment Subtotal 405.3 -101,325.00

SD-RCL10 Total 405.3 -101,325.00

Meter No SD-RCL12

Reclaimed	Constant	Previous Reading	Current Reading	Volume (Cu. Ft.)	Rate Desc.
Reclaimed		N/A	N/A	N/A	Unbundled

--- ADJUSTMENT ---

	Rate Per AF	Volume AF	Amount
May 2011 lrp contribution	250.00	38.1	-9,525.00

Adjustment Subtotal 38.1 -9,525.00

SD-RCL12 Total 38.1 -9,525.00

Meter No SD-RCL13

Reclaimed	Constant	Previous Reading	Current Reading	Volume (Cu. Ft.)	Rate Desc.
Reclaimed		N/A	N/A	N/A	Unbundled

--- ADJUSTMENT ---

	Rate Per AF	Volume AF	Amount
Jun 2011 contribution	250.00	150.6	-37,650.00

Adjustment Subtotal 150.6 -37,650.00

SD-RCL13 Total 150.6 -37,650.00

Meter No SD-RCL15

Reclaimed	Constant	Previous Reading	Current Reading	Volume (Cu. Ft.)	Rate Desc.
Reclaimed		N/A	N/A	N/A	Unbundled

--- ADJUSTMENT ---

	Rate Per AF	Volume AF	Amount
May 2011 contribution	150.00	128.9	-19,335.00

Adjustment Subtotal 128.9 -19,335.00

SD-RCL15 Total 128.9 -19,335.00

Meter No SD-RCL16

Reclaimed	Constant	Previous Reading	Current Reading	Volume (Cu. Ft.)	Rate Desc.
Reclaimed		N/A	N/A	N/A	Unbundled

--- ADJUSTMENT ---

	Rate Per AF	Volume AF	Amount
Jun 2011 contribution	250.00	44.1	-11,025.00

Adjustment Subtotal 44.1 -11,025.00

SD-RCL16 Total 44.1 -11,025.00

Meter No SD-RCL5

Reclaimed	Constant	Previous Reading	Current Reading	Volume (Cu. Ft.)	Rate Desc.
Reclaimed		N/A	N/A	N/A	Unbundled

--- ADJUSTMENT ---

	Rate Per AF	Volume AF	Amount
May 2011 lppre	113.00	13.5	1,525.50
May 2011 lppre	267.00		-3,604.50

Adjustment Subtotal 13.5 -2,079.00

Agency Name	Invoice No.	Rev.	Bill Period	Page No.	Mailed On	Due On
San Diego County Water Authority	7060	0	June 2011	6 of 6	07-08-11	08-31-11

SD-RCL5 Total	13.5	-2,079.00
----------------------	------	-----------

Meter No SD-RCL6

Reclaimed	Constant	Previous Reading	Current Reading	Volume (Cu. Ft.)	Rate Desc.
Reclaimed		N/A	N/A	N/A	Unbundled

---ADJUSTMENT---

	Rate Per AF	Volume AF	Amount
Aug 2010 lrp contribution	185.00	531.3	-98,290.50
Aug 2010 lrp contribution voided	185.00	-544.2	100,677.00
May 2011 lrp contribution	185.00	388.9	-71,946.50
Jun 2011 lrp contribution	185.00	456.2	-84,397.00
Adjustment Subtotal		832.2	-153,957.00

SD-RCL6 Total	832.2	-153,957.00
----------------------	-------	-------------

Meter No SD-RCL8

Reclaimed	Constant	Previous Reading	Current Reading	Volume (Cu. Ft.)	Rate Desc.
Reclaimed		N/A	N/A	N/A	Unbundled

---ADJUSTMENT---

	Rate Per AF	Volume AF	Amount
May 2011 lrp contribution	100.00	416.8	-41,680.00
Adjustment Subtotal		416.8	-41,680.00

SD-RCL8 Total	416.8	-41,680.00
----------------------	-------	------------

Meter No SD-RCL9

Reclaimed	Constant	Previous Reading	Current Reading	Volume (Cu. Ft.)	Rate Desc.
		N/A	N/A	N/A	Unbundled

---ADJUSTMENT---

	Rate Per AF	Volume AF	Amount
Jun 2011 lppre	113.00	24.4	2,757.20
Jun 2011 lppre	267.00		-6,514.80
Adjustment Subtotal		24.4	-3,757.60

SD-RCL9 Total	24.4	-3,757.60
----------------------	------	-----------

Meter No SDTJ-01A

Treated Domestic	Constant	Previous Reading	Current Reading	Volume (Cu. Ft.)	Rate Desc.
San Diego-Tijuana	133.68	3393516	3393516	0	Unbundled

---DELIVERIES---

	Rate Per AF	Volume AF	Amount
Delivery Subtotal		0.0	0.00

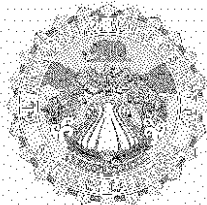
SDTJ-01A Total	0.0	0.00
-----------------------	-----	------

---OTHER CHARGES AND CREDITS---

Conservation Ag # 78189	4,701.20
-------------------------	----------

VOLUME TOTAL	29,703.7	INVOICE TOTAL	\$21,256,931.40
--------------	-----------------	---------------	------------------------

This invoice was printed on 7/8/2011 at: 1:03:54PM

**MWD**

METROPOLITAN WATER DISTRICT OF SOUTHERN CALIFORNIA

700 North Alameda Street

Los Angeles, CA, 90012-2944

INVOICE**Billed To:**

San Diego County Water Authority

**Service Address**4677 Overland Avenue
San Diego, CA 92123-1233

July 2011	Page No. 1 of 1
Mailed: 08/10/2011	Due Date: 09/30/2011
Invoice Number: 7088	Revision: 0

NOTICE

The MWD Administrative Code Section 4507 and 4508 require that payment must be made in "Good Funds" by the due date or the payment will be considered delinquent and an additional charge shall be assessed.

DELIVERIES

	Volume (AF)
Total Water Treated Delivered	12,568.3
Total Water Untreated Delivered	34,738.3

SALES

	Type	Volume (AF)	Rate (\$ /AF)	Total (\$)
Full Service	Tier 1 Supply Rate	32,716.3	\$104.00	\$3,402,495.20
	System Access Rate	32,716.3	\$204.00	\$6,674,125.20
	Water Stewardship Rate	32,716.3	\$41.00	\$1,341,368.30
	System Power Rate	32,716.3	\$127.00	\$4,154,970.10
	Delta Supply Surcharge	32,716.3	\$51.00	\$1,668,531.30
	Treatment Surcharge	11,267.0	\$217.00	\$2,444,939.00
IAWP	Treated	1,379.2		\$947,510.40
	Untreated	147.3		\$70,998.60
SUBTOTAL				\$20,704,938.10

WATER MANAGEMENT

	Volume (AF)	Total (\$)
Local Resource Programs	1,945.6	(\$264,020.00)
SUBTOTAL		(\$264,020.00)

EXCHANGES, WHEELING, AND OTHER DELIVERIES

IID San Diego Exchange UnTreated	13,141.7	\$4,888,712.40
		\$4,888,712.40

OTHER CHARGES AND CREDITS

	Rate (\$ /AF)	
Conservation Debit/Credit	(\$42,551.46)	
SUBTOTAL		(\$42,551.46)

ADDITIONAL INFORMATION

	Volume (AF)	Tier1 %	Peak Day	Flow (CFS)
Purchase Order Commitment (Jan 2003 to Dec 2012)	3,342,570.6			
Purchase Order Firm Delivery To Date (Jan 2003 to Dec 2012)	3,689,732.1			
Tier 1 Annual Limit (For Current Calendar Year)	547,239.0			
Tier 1 YTD Deliveries (For Current Calendar Year)	118,941.4	21.7		
Tier 1 Current Month Deliveries	32,716.3			
Capacity Charge			8/21/2007	1,278.4

INVOICE TOTAL

Volume AF

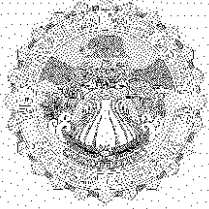
36,188.4

Amount Now Due

\$25,287,079.04

Note: Amount Due is based on highlighted fields

MWD2010-00275450



MWD
 METROPOLITAN WATER DISTRICT OF SOUTHERN CALIFORNIA
 700 North Alameda Street
 Los Angeles, CA, 90012-2944

INVOICE DETAIL

NOTICE

The MWD Administrative Code Section 4507 and 4508 require that payment must be made in "Good Funds" by the due date or the payment will be considered delinquent and an additional charge shall be assessed.

IN ACCORDANCE WITH READINGS AND BILLING DATA LISTED BELOW

Agency Name	Invoice No.	Rev.	Bill Period	Page No.	Mailed On	Due On
San Diego County Water Authority	7088	0	July 2011	1 of 6	08-10-11	09-30-11

Meter No CM-10

Treated	Constant	Previous Reading	Current Reading	Volume (Cu. Ft.)	Rate Desc.
Treated Domestic		0	0	0	Unbundled

--- ADJUSTMENT ---	Rate Per AF	Volume AF	Amount
Jul 2011 adj oc to sd transfer	744.00	77.9	57,957.60
Adjustment Subtotal		77.9	57,957.60
CM-10 Total		77.9	57,957.60

Meter No SD-01A

Treated Domestic	Constant	Previous Reading	Current Reading	Volume (Cu. Ft.)	Rate Desc.
Rainbow Cyn. Rd. e/o Frontage Rd.	1,000	26246365	26380510	134145000	Unbundled

--- DELIVERIES ---	Rate Per AF	Volume AF	Amount
Tier 1 Supply Rate	104.00	3,079.5	320,268.00
System Access Rate	204.00	3,079.5	628,218.00
Water Stewardship Rate	41.00	3,079.5	126,259.50
System Power Rate	127.00	3,079.5	391,096.50
Treatment Surcharge	217.00	3,079.5	668,251.50
Delta Supply Surcharge	51.00	3,079.5	157,054.50
Delivery Subtotal		3,079.5	2,291,148.00
SD-01A Total		3,079.5	2,291,148.00

Meter No SD-01B

Treated Domestic	Constant	Previous Reading	Current Reading	Volume (Cu. Ft.)	Rate Desc.
Rainbow Cyn. Rd. e/o Frontage Rd.	1,000	25756891	25883593	126702000	Unbundled

--- DELIVERIES ---	Rate Per AF	Volume AF	Amount
Tier 1 Supply Rate	104.00	2,908.7	302,504.80
System Access Rate	204.00	2,908.7	593,374.80
Water Stewardship Rate	41.00	2,908.7	119,256.70
System Power Rate	127.00	2,908.7	369,404.90
Treatment Surcharge	217.00	2,908.7	631,187.90
Delta Supply Surcharge	51.00	2,908.7	148,343.70
Delivery Subtotal		2,908.7	2,164,072.80
SD-01B Total		2,908.7	2,164,072.80

Agency Name	Invoice No.	Rev.	Bill Period	Page No.	Mailed On	Due On
San Diego County Water Authority	7088	0	July 2011	2 of 6	08-10-11	09-30-11

Meter No SD-02

Treated Domestic	Constant	Previous Reading	Current Reading	Volume (Cu. Ft.)	Rate Desc.
w/o Rainbow Glen Rd.	100	26186455	26390345	20389000	Unbundled

--- DELIVERIES ---		Rate Per AF	Volume AF	Amount
Tier 1 Supply Rate		104.00	468.1	48,682.40
System Access Rate		204.00	468.1	95,492.40
Water Stewardship Rate		41.00	468.1	19,192.10
System Power Rate		127.00	468.1	59,448.70
Treatment Surcharge		217.00	468.1	101,577.70
Delta Supply Surcharge		51.00	468.1	23,873.10
Jul 2011, meter under 10% flow	Tier 1 Supply Rate	104.00	0.8	83.20
Jul 2011, meter under 10% flow	System Access Rate	204.00	0.8	163.20
Jul 2011, meter under 10% flow	Water Stewardship Rate	41.00	0.8	32.80
Jul 2011, meter under 10% flow	System Power Rate	127.00	0.8	101.60
Jul 2011, meter under 10% flow	Treatment Surcharge	217.00	0.8	173.60
Jul 2011, meter under 10% flow	Delta Supply Surcharge	51.00	0.8	40.80
Delivery Subtotal			468.9	348,861.60
SD-02 Total			468.9	348,861.60

Meter No SD-03

Untreated Domestic	Constant	Previous Reading	Current Reading	Volume (Cu. Ft.)	Rate Desc.
Rainbow Cyn. Rd. e/o Frontage Rd.	1,000	86225159	86901797	676638000	Unbundled

--- DELIVERIES ---		Rate Per AF	Volume AF	Amount
Tier 1 Supply Rate		104.00	15,533.5	1,615,484.00
System Access Rate		204.00	15,533.5	3,168,834.00
Water Stewardship Rate		41.00	15,533.5	636,873.50
System Power Rate		127.00	15,533.5	1,972,754.50
Delta Supply Surcharge		51.00	15,533.5	792,208.50
Delivery Subtotal			15,533.5	8,186,154.50
SD-03 Total			15,533.5	8,186,154.50

Meter No SD-05

Treated Domestic	Constant	Previous Reading	Current Reading	Volume (Cu. Ft.)	Rate Desc.
s/o Reche Rd. w/o Wilt Rd.	100	9929313	10068332	13901900	Unbundled

--- DELIVERIES ---		Rate Per AF	Volume AF	Amount
Tier 1 Supply Rate		104.00	319.1	33,186.40
System Access Rate		204.00	319.1	65,096.40
Water Stewardship Rate		41.00	319.1	13,083.10
System Power Rate		127.00	319.1	40,525.70
Treatment Surcharge		217.00	319.1	69,244.70
Delta Supply Surcharge		51.00	319.1	16,274.10
Delivery Subtotal			319.1	237,410.40
SD-05 Total			319.1	237,410.40

Meter No SD-07

Treated Domestic	Constant	Previous Reading	Current Reading	Volume (Cu. Ft.)	Rate Desc.
e/o Wilt Rd. n/o Dos Ninos Ave.	1,000	116203439	116423323	219884000	Unbundled

--- DELIVERIES ---		Rate Per AF	Volume AF	Amount
Tier 1 Supply Rate		104.00	5,047.8	524,971.20
System Access Rate		204.00	5,047.8	1,029,751.20
Water Stewardship Rate		41.00	5,047.8	206,959.80
System Power Rate		127.00	5,047.8	641,070.60
Treatment Surcharge		217.00	5,047.8	1,095,372.60

Agency Name	Invoice No.	Rev.	Bill Period	Page No.	Mailed On	Due On
San Diego County Water Authority	7088	0	July 2011	3 of 6	08-10-11	09-30-11

--- DELIVERIES ---

	Rate Per AF	Volume AF	Amount
Delta Supply Surcharge	51.00	5,047.8	257,437.80
Delivery Subtotal		5,047.8	3,755,563.20

--- ADJUSTMENT ---

	Rate Per AF	Volume AF	Amount
May 2011 adj basic to agr (Vista)	687.00	1.9	1,305.30
May 2011 adj basic to agr	744.00	-1.9	-1,413.60
May 2011 adj basic to agr (Rincon)	687.00	23.6	16,213.20
May 2011 adj basic to agr	744.00	-23.6	-17,558.40
Jun 2011 adj basic to agr (City of San Diego)	687.00	1.1	755.70
Jun 2011 adj basic to agr	744.00	-1.1	-818.40
Jun 2011 adj basic to agr (Olivenhain)	687.00	0.1	68.70
Jun 2011 adj basic to agr	744.00	-0.1	-74.40
Jun 2011 adj basic to agr (Rincon)	687.00	27.9	19,167.30
Jun 2011 adj basic to agr	744.00	-27.9	-20,757.60
Jun 2011 adj basic to agr (Padre Dam)	687.00	69.8	47,952.60
Jun 2011 adj basic to agr	744.00	-69.8	-51,931.20
Jun 2011 adj basic to agr (Yuima)	687.00	91.0	62,517.00
Jun 2011 adj basic to agr	744.00	-91.0	-67,704.00
Jun 2011 adj basic to agr (Fallbrook)	687.00	184.5	126,751.50
Jun 2011 adj basic to agr	744.00	-184.5	-137,268.00
Jun 2011 adj basic to agr (Ramona)	687.00	129.0	88,623.00
Jun 2011 adj basic to agr	744.00	-129.0	-95,976.00
Jun 2011 adj basic to agr (Valley Center)	687.00	850.3	584,156.10
Jun 2011 adj basic to agr	744.00	-850.3	-632,623.20
Adjustment Subtotal		0.0	-78,614.40

SD-07 Total 5,047.8 3,676,948.80

Meter No SD-08

Treated Domestic	Constant	Previous Reading	Current Reading	Volume (Cu. Ft.)	Rate Desc.
n/o Red Mtn. n/o Mission Rd.	100	38500817	38724360	22354300	Unbundled

--- DELIVERIES ---

	Rate Per AF	Volume AF	Amount
Tier 1 Supply Rate	104.00	513.2	53,372.80
System Access Rate	204.00	513.2	104,692.80
Water Stewardship Rate	41.00	513.2	21,041.20
System Power Rate	127.00	513.2	65,176.40
Treatment Surcharge	217.00	513.2	111,364.40
Delta Supply Surcharge	51.00	513.2	26,173.20
Delivery Subtotal		513.2	381,820.80

SD-08 Total 513.2 381,820.80

Meter No SD-09

Treated Domestic	Constant	Previous Reading	Current Reading	Volume (Cu. Ft.)	Rate Desc.
w/o Rainbow Glen. Rd. n/o Red Mtn.	100	8318440	8419087	10064700	Unbundled

--- DELIVERIES ---

	Rate Per AF	Volume AF	Amount
Tier 1 Supply Rate	104.00	231.1	24,034.40
System Access Rate	204.00	231.1	47,144.40
Water Stewardship Rate	41.00	231.1	9,475.10
System Power Rate	127.00	231.1	29,349.70
Treatment Surcharge	217.00	231.1	50,148.70
Delta Supply Surcharge	51.00	231.1	11,786.10
Delivery Subtotal		231.1	171,938.40

SD-09 Total 231.1 171,938.40

Agency Name	Invoice No.	Rev.	Bill Period	Page No.	Mailed On	Due On
San Diego County Water Authority	7088	0	July 2011	4 of 6	08-10-11	09-30-11

Meter No SD-11

Untreated Domestic	Constant	Previous Reading	Current Reading	Volume (Cu. Ft.)	Rate Desc.
e/o Wilt Rd. n/o Dos Ninos Ave.	10,000	16443776	16527432	836560000	Unbundled

--- DELIVERIES ---	Rate Per AF	Volume AF	Amount
Tier 1 Supply Rate	104.00	19,204.8	1,997,299.20
System Access Rate	204.00	19,204.8	3,917,779.20
Water Stewardship Rate	41.00	19,204.8	787,396.80
System Power Rate	127.00	19,204.8	2,439,009.60
Delta Supply Surcharge	51.00	19,204.8	979,444.80
Delivery Subtotal		19,204.8	10,120,929.60

--- ADJUSTMENT ---	Rate Per AF	Volume AF	Amount
May 2011 adj basic to agr (Vista)	482.00	0.7	337.40
May 2011 adj basic to agr	527.00	-0.7	-368.90
May 2011 adj basic to agr (Poway)	482.00	1.9	915.80
May 2011 adj basic to agr	527.00	-1.9	-1,001.30
Jun 2011 adj basic to agr (Santa Fe Irrigation)	482.00	5.0	2,410.00
Jun 2011 adj basic to agr	527.00	-5.0	-2,635.00
Jun 2011 adj basic to agr (City of San Diego)	482.00	7.2	3,470.40
Jun 2011 adj basic to agr	527.00	-7.2	-3,794.40
Jun 2011 adj basic to agr (Olivenhain)	482.00	9.2	4,434.40
Jun 2011 adj basic to agr	527.00	-9.2	-4,848.40
Jun 2011 adj basic to agr (Escondido)	482.00	56.5	27,233.00
Jun 2011 adj basic to agr	527.00	-56.5	-29,775.50
Jun 2011 adj basic to agr (Ramona)	482.00	66.8	32,197.60
Jun 2011 adj basic to agr	527.00	-66.8	-35,203.60
Jul 2011 adj exch iid to sdcwa	527.00	-13,141.7	-6,925,675.90
Jul 2011 adj exch iid to sdcwa (San Diego CWA)	372.00		4,888,712.40
Adjustment Subtotal		-13,141.7	-2,043,592.00

SD-11 Total 6,063.1 8,077,337.60

Meter No SD-DS1

N/A	Constant	Previous Reading	Current Reading	Volume (Cu. Ft.)	Rate Desc.
Desalted	No Cons 3	N/A	N/A	N/A	Unbundled

--- ADJUSTMENT ---	Rate Per AF	Volume AF	Amount
Jun 2011 lppds contribution	225.00	375.8	-84,555.00
Adjustment Subtotal		375.8	-84,555.00
SD-DS1 Total		375.8	-84,555.00

Meter No SD-GRP1

Recovered	Constant	Previous Reading	Current Reading	Volume (Cu. Ft.)	Rate Desc.
Recovered Greenbelt		N/A	N/A	N/A	Unbundled

--- ADJUSTMENT ---	Rate Per AF	Volume AF	Amount
Jun 2011 grp	929.00	282.2	262,163.80
Jun 2011 grp	949.00		-267,807.80
Jul 2011 grp	767.00	284.2	217,981.40
Jul 2011 grp	767.00		-217,981.40
Adjustment Subtotal		566.4	-5,644.00
SD-GRP1 Total		566.4	-5,644.00

Agency Name	Invoice No.	Rev.	Bill Period	Page No.	Mailed On	Due On
San Diego County Water Authority	7088	0	July 2011	5 of 6	08-10-11	09-30-11

Meter No SD-RCL1

Reclaimed	Constant	Previous Reading	Current Reading	Volume (Cu. Ft.)	Rate Desc.
Reclaimed		N/A	N/A	N/A	Unbundled

--- ADJUSTMENT ---			Rate Per AF	Volume AF	Amount
Jun 2011 lrp contribution			250.00	58.4	-14,600.00
Adjustment Subtotal				58.4	-14,600.00
SD-RCL1 Total				58.4	-14,600.00

Meter No SD-RCL12

Reclaimed	Constant	Previous Reading	Current Reading	Volume (Cu. Ft.)	Rate Desc.
Reclaimed		N/A	N/A	N/A	Unbundled

--- ADJUSTMENT ---			Rate Per AF	Volume AF	Amount
Jun 2011 lrp contribution			250.00	82.5	-20,625.00
Jul 2011 lrp contribution			250.00	97.4	-24,350.00
Adjustment Subtotal				179.9	-44,975.00
SD-RCL12 Total				179.9	-44,975.00

Meter No SD-RCL13

Reclaimed	Constant	Previous Reading	Current Reading	Volume (Cu. Ft.)	Rate Desc.
Reclaimed		N/A	N/A	N/A	Unbundled

--- ADJUSTMENT ---			Rate Per AF	Volume AF	Amount
Jul 2011 contribution			250.00	177.1	-44,275.00
Adjustment Subtotal				177.1	-44,275.00
SD-RCL13 Total				177.1	-44,275.00

Meter No SD-RCL15

Reclaimed	Constant	Previous Reading	Current Reading	Volume (Cu. Ft.)	Rate Desc.
Reclaimed		N/A	N/A	N/A	Unbundled

--- ADJUSTMENT ---			Rate Per AF	Volume AF	Amount
Jun 2011 contribution			150.00	189.4	-28,410.00
Adjustment Subtotal				189.4	-28,410.00
SD-RCL15 Total				189.4	-28,410.00

Meter No SD-RCL5

Reclaimed	Constant	Previous Reading	Current Reading	Volume (Cu. Ft.)	Rate Desc.
Reclaimed		N/A	N/A	N/A	Unbundled

--- ADJUSTMENT ---			Rate Per AF	Volume AF	Amount
May 2011 lppre voided			113.00	-13.5	-1,525.50
May 2011 lppre voided			267.00		3,604.50
May 2011 lppre			113.00	13.8	1,559.40
May 2011 lppre			267.00		-3,684.60
Adjustment Subtotal				0.3	-46.20
SD-RCL5 Total				0.3	-46.20

Agency Name	Invoice No.	Rev.	Bill Period	Page No.	Mailed On	Due On
San Diego County Water Authority	7088	0	July 2011	6 of 6	08-10-11	09-30-11

Meter No SD-RCL8

Reclaimed	Constant	Previous Reading	Current Reading	Volume (Cu. Ft.)	Rate Desc.
Reclaimed		N/A	N/A	N/A	Unbundled

--- ADJUSTMENT ---

	Rate Per AF	Volume AF	Amount
Jun 2011 lrp contribution	100.00	367.1	-36,710.00
Adjustment Subtotal		367.1	-36,710.00
SD-RCL8 Total		367.1	-36,710.00

Meter No SD-RCL9

Reclaimed	Constant	Previous Reading	Current Reading	Volume (Cu. Ft.)	Rate Desc.
		N/A	N/A	N/A	Unbundled

--- ADJUSTMENT ---

	Rate Per AF	Volume AF	Amount
Jul 2011 lppre	113.00	31.2	3,525.80
Jul 2011 lppre	267.00		-8,330.40
Adjustment Subtotal		31.2	-4,804.80
SD-RCL9 Total		31.2	-4,804.80

Meter No SDTJ-01A

Treated Domestic	Constant	Previous Reading	Current Reading	Volume (Cu. Ft.)	Rate Desc.
San Diego-Tijuana	133.68	3393516	3393516	0	Unbundled

--- DELIVERIES ---

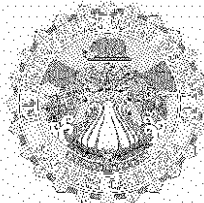
	Rate Per AF	Volume AF	Amount
Delivery Subtotal		0.0	0.00
SDTJ-01A Total		0.0	0.00

--- OTHER CHARGES AND CREDITS ---

	Amount
Conservation Ag # 78189	1,843.88
Conservation Ag # ECP24-2007	-44,395.34

VOLUME TOTAL	INVOICE TOTAL
36,188.4	\$25,287,079.04

This invoice was printed on 8/9/2011 at 10:52:34AM



MWD
 METROPOLITAN WATER DISTRICT OF SOUTHERN CALIFORNIA
 700 North Alameda Street
 Los Angeles, CA, 90012-2944

INVOICE

Billed To:

San Diego County Water Authority



Service Address

4677 Overland Avenue
 San Diego, CA 92123-1233

August 2011	Page No. 1 of 1
Mailed: 09/09/2011	Due Date: 10/31/2011
Invoice Number: 7116	Revision: 0

NOTICE

The MWD Administrative Code Section 4507 and 4508 require that payment must be made in "Good Funds" by the due date or the payment will be considered delinquent and an additional charge shall be assessed.

DELIVERIES

	Volume (AF)
Total Water Treated Delivered	13,087.2
Total Water Untreated Delivered	34,904.1

SALES

	Type	Volume (AF)	Rate (\$ /AF)	Total (\$)	
Full Service	Tier 1 Supply Rate	25,855.2	\$104.00	\$2,688,940.80	
	System Access Rate	25,855.2	\$204.00	\$5,274,460.80	
	Water Stewardship Rate	25,855.2	\$41.00	\$1,060,063.20	
	System Power Rate	25,855.2	\$127.00	\$3,283,610.40	
	Delta Supply Surcharge	25,855.2	\$51.00	\$1,318,615.20	
	Treatment Surcharge	10,814.3	\$217.00	\$2,346,703.10	
Adjust Full Service Prior Rates	Certification(s) for 201001 to 201012 for Domestic	Treated	0.5	\$701.00	\$350.50
		Untreated	7.1	\$484.00	\$3,436.40
IAWP		Treated	2,347.6		\$1,612,837.20
		Untreated	160.1		\$77,636.80
Replenishment Long Term		6,554.4		\$2,680,749.60	
SUBTOTAL				\$20,347,404.00	

WATER MANAGEMENT

	Volume (AF)	Total (\$)
Local Resource Programs	2,271.1	(\$367,834.00)
SUBTOTAL		(\$367,834.00)

EXCHANGES, WHEELING, AND OTHER DELIVERIES

IID San Diego Exchange UnTreated	13,141.6	\$4,888,675.20
		\$4,888,675.20

OTHER CHARGES AND CREDITS

	Rate (\$ /AF)	
Conservation Debit/Credit	(\$159,673.80)	
SUBTOTAL		(\$159,673.80)

ADDITIONAL INFORMATION

	Volume (AF)	Tier1 %	Peak Day	Flow (CFS)
Purchase Order Commitment (Jan 2003 to Dec 2012)	3,342,570.6			
Purchase Order Firm Delivery To Date (Jan 2003 to Dec 2012)	3,715,594.9			
Tier 1 Annual Limit (For Current Calendar Year)	547,239.0			
Tier 1 YTD Deliveries (For Current Calendar Year)	144,796.6	26.5		
Tier 1 Current Month Deliveries	25,855.2			
Capacity Charge			8/21/2007	1,278.4

INVOICE TOTAL

Volume AF	Amount Now Due
37,196.0	\$24,708,571.40

Note: Amount Due is based on highlighted fields



MWD
 METROPOLITAN WATER DISTRICT OF SOUTHERN CALIFORNIA
 700 North Alameda Street
 Los Angeles, CA, 90012-2944

INVOICE DETAIL

NOTICE

The MWD Administrative Code Section 4507 and 4508 require that payment must be made in "Good Funds" by the due date or the payment will be considered delinquent and an additional charge shall be assessed.

IN ACCORDANCE WITH READINGS AND BILLING DATA LISTED BELOW

Agency Name	Invoice No.	Rev.	Bill Period	Page No.	Mailed On	Due On
San Diego County Water Authority	7116	0	August 2011	1 of 6	09-09-11	10-31-11

Meter No CM-10

Treated	Constant	Previous Reading	Current Reading	Volume (Cu. Ft.)	Rate Desc.
Treated Domestic		0	0	0	Unbundled

--- ADJUSTMENT ---

	Rate Per AF	Volume AF	Amount
Aug 2011 adj oc to sd transfer	744.00	75.2	55,948.80
Adjustment Subtotal		75.2	55,948.80
CM-10 Total		75.2	55,948.80

Meter No SD-01A

Treated Domestic	Constant	Previous Reading	Current Reading	Volume (Cu. Ft.)	Rate Desc.
Rainbow Cyn. Rd. e/o Frontage Rd.	1,000	26380510	26517622	137112000	Unbundled

--- DELIVERIES ---

	Rate Per AF	Volume AF	Amount
Tier 1 Supply Rate	104.00	3,147.7	327,360.80
System Access Rate	204.00	3,147.7	642,130.80
Water Stewardship Rate	41.00	3,147.7	129,055.70
System Power Rate	127.00	3,147.7	399,757.90
Treatment Surcharge	217.00	3,147.7	683,050.90
Delta Supply Surcharge	51.00	3,147.7	160,532.70
Delivery Subtotal		3,147.7	2,341,888.80
SD-01A Total		3,147.7	2,341,888.80

Meter No SD-01B

Treated Domestic	Constant	Previous Reading	Current Reading	Volume (Cu. Ft.)	Rate Desc.
Rainbow Cyn. Rd. e/o Frontage Rd.	1,000	25883593	26021080	137487000	Unbundled

--- DELIVERIES ---

	Rate Per AF	Volume AF	Amount
Tier 1 Supply Rate	104.00	3,156.3	328,255.20
System Access Rate	204.00	3,156.3	643,885.20
Water Stewardship Rate	41.00	3,156.3	129,408.30
System Power Rate	127.00	3,156.3	400,850.10
Treatment Surcharge	217.00	3,156.3	684,917.10
Delta Supply Surcharge	51.00	3,156.3	160,971.30
Delivery Subtotal		3,156.3	2,348,287.20
SD-01B Total		3,156.3	2,348,287.20

Agency Name	Invoice No.	Rev.	Bill Period	Page No.	Mailed On	Due On
San Diego County Water Authority	7116	0	August 2011	2 of 6	09-09-11	10-31-11

Meter No SD-02

Treated Domestic	Constant	Previous Reading	Current Reading	Volume (Cu. Ft.)	Rate Desc.
w/o Rainbow Glen Rd.	100	26390345	26583831	19348600	Unbundled

--- DELIVERIES ---		Rate Per AF	Volume AF	Amount
Tier 1 Supply Rate		104.00	444.2	46,196.80
System Access Rate		204.00	444.2	90,616.80
Water Stewardship Rate		41.00	444.2	18,212.20
System Power Rate		127.00	444.2	56,413.40
Treatment Surcharge		217.00	444.2	96,391.40
Delta Supply Surcharge		51.00	444.2	22,654.20
Aug 2011, meter under 10% flow	Tier 1 Supply Rate	104.00	0.3	31.20
Aug 2011, meter under 10% flow	System Access Rate	204.00	0.3	61.20
Aug 2011, meter under 10% flow	Water Stewardship Rate	41.00	0.3	12.30
Aug 2011, meter under 10% flow	System Power Rate	127.00	0.3	38.10
Aug 2011, meter under 10% flow	Treatment Surcharge	217.00	0.3	65.10
Aug 2011, meter under 10% flow	Delta Supply Surcharge	51.00	0.3	15.30
Delivery Subtotal			444.5	330,708.00
SD-02 Total			444.5	330,708.00

Meter No SD-03

Untreated Domestic	Constant	Previous Reading	Current Reading	Volume (Cu. Ft.)	Rate Desc.
Rainbow Cyn. Rd. e/o Frontage Rd.	1,000	86901797	87578256	676459000	Unbundled

--- DELIVERIES ---		Rate Per AF	Volume AF	Amount
Tier 1 Supply Rate		104.00	15,529.4	1,615,057.60
System Access Rate		204.00	15,529.4	3,167,997.60
Water Stewardship Rate		41.00	15,529.4	636,705.40
System Power Rate		127.00	15,529.4	1,972,233.80
Delta Supply Surcharge		51.00	15,529.4	791,999.40
Delivery Subtotal			15,529.4	8,183,993.80
--- ADJUSTMENT ---		Rate Per AF	Volume AF	Amount
Jul 2011 adj basic to repl (City of San Diego)		409.00	6,554.4	2,680,749.60
Jul 2011 adj basic to repl		527.00	-6,554.4	-3,454,168.80
Adjustment Subtotal			0.0	-773,419.20
SD-03 Total			15,529.4	7,410,574.60

Meter No SD-05

Treated Domestic	Constant	Previous Reading	Current Reading	Volume (Cu. Ft.)	Rate Desc.
s/o Reche Rd. w/o Wilt Rd.	100	10068332	10177209	10887700	Unbundled

--- DELIVERIES ---		Rate Per AF	Volume AF	Amount
Tier 1 Supply Rate		104.00	249.9	25,989.60
System Access Rate		204.00	249.9	50,979.60
Water Stewardship Rate		41.00	249.9	10,245.90
System Power Rate		127.00	249.9	31,737.30
Treatment Surcharge		217.00	249.9	54,228.30
Delta Supply Surcharge		51.00	249.9	12,744.90
Delivery Subtotal			249.9	185,925.60
SD-05 Total			249.9	185,925.60

Meter No SD-07

Treated Domestic	Constant	Previous Reading	Current Reading	Volume (Cu. Ft.)	Rate Desc.
e/o Wilt Rd. n/o Dos Ninos Ave.	1,000	116423323	116660260	236937000	Unbundled

Agency Name	Invoice No.	Rev.	Bill Period	Page No.	Mailed On	Due On
San Diego County Water Authority	7116	0	August 2011	3 of 6	09-09-11	10-31-11

--- DELIVERIES ---

	Rate Per AF	Volume AF	Amount
Tier 1 Supply Rate	104.00	5,439.3	565,687.20
System Access Rate	204.00	5,439.3	1,109,617.20
Water Stewardship Rate	41.00	5,439.3	223,011.30
System Power Rate	127.00	5,439.3	690,791.10
Treatment Surcharge	217.00	5,439.3	1,180,328.10
Delta Supply Surcharge	51.00	5,439.3	277,404.30
Delivery Subtotal		5,439.3	4,046,839.20

--- ADJUSTMENT ---

	Rate Per AF	Volume AF	Amount
Nov 2010 adj basic to agr voided (City of San Diego)	615.00	-0.8	-492.00
Nov 2010 adj basic to agr voided	701.00	0.8	560.80
Nov 2010 adj basic to agr (City of San Diego)	615.00	0.3	184.50
Nov 2010 adj basic to agr	701.00	-0.3	-210.30
Jun 2011 adj basic to agr (Vista)	687.00	3.3	2,267.10
Jun 2011 adj basic to agr	744.00	-3.3	-2,455.20
Jul 2011 adj basic to agr (Santa Fe Irrigation)	687.00	0.1	68.70
Jul 2011 adj basic to agr	744.00	-0.1	-74.40
Jul 2011 adj basic to agr (City of San Diego)	687.00	0.9	618.30
Jul 2011 adj basic to agr	744.00	-0.9	-669.60
Jul 2011 adj basic to agr (Olivenhain)	687.00	0.1	68.70
Jul 2011 adj basic to agr	744.00	-0.1	-74.40
Jul 2011 adj basic to agr (Vallecitos)	687.00	48.3	33,182.10
Jul 2011 adj basic to agr	744.00	-48.3	-35,935.20
Jul 2011 adj basic to agr (Padre Dam)	687.00	62.2	42,731.40
Jul 2011 adj basic to agr	744.00	-62.2	-46,276.80
Jul 2011 adj basic to agr (Ramona)	687.00	179.6	123,385.20
Jul 2011 adj basic to agr	744.00	-179.6	-133,622.40
Jul 2011 adj basic to agr (Yuima)	687.00	243.1	167,009.70
Jul 2011 adj basic to agr	744.00	-243.1	-180,866.40
Jul 2011 adj basic to agr (Fallbrook)	687.00	273.8	188,100.60
Jul 2011 adj basic to agr	744.00	-273.8	-203,707.20
Jul 2011 adj basic to agr (Rainbow)	687.00	396.1	272,120.70
Jul 2011 adj basic to agr	744.00	-396.1	-294,698.40
Jul 2011 adj basic to agr (Valley Center)	687.00	1,140.6	783,592.20
Jul 2011 adj basic to agr	744.00	-1,140.6	-848,606.40
Adjustment Subtotal		0.0	-133,798.70

SD-07 Total 5,439.3 3,913,040.50

Meter No SD-08

Treated Domestic	Constant	Previous Reading	Current Reading	Volume (Cu. Ft.)	Rate Desc.
n/o Red Mtn. n/o Mission Rd.	100	38724360	38913747	18938700	Unbundled

--- DELIVERIES ---

	Rate Per AF	Volume AF	Amount
Tier 1 Supply Rate	104.00	434.8	45,219.20
System Access Rate	204.00	434.8	88,699.20
Water Stewardship Rate	41.00	434.8	17,826.80
System Power Rate	127.00	434.8	55,219.60
Treatment Surcharge	217.00	434.8	94,351.60
Delta Supply Surcharge	51.00	434.8	22,174.80
Delivery Subtotal		434.8	323,491.20

SD-08 Total 434.8 323,491.20

Meter No SD-09

Treated Domestic	Constant	Previous Reading	Current Reading	Volume (Cu. Ft.)	Rate Desc.
w/o Rainbow Glen. Rd. n/o Red Mtn.	100	8419087	8512593	9350600	Unbundled

--- DELIVERIES ---

	Rate Per AF	Volume AF	Amount
Tier 1 Supply Rate	104.00	214.7	22,328.80
System Access Rate	204.00	214.7	43,798.80
Water Stewardship Rate	41.00	214.7	8,802.70

Agency Name	Invoice No.	Rev.	Bill Period	Page No.	Mailed On	Due On
San Diego County Water Authority	7116	0	August 2011	4 of 6	09-09-11	10-31-11

--- DELIVERIES ---

	Rate Per AF	Volume AF	Amount
System Power Rate	127.00	214.7	27,266.90
Treatment Surcharge	217.00	214.7	46,589.90
Delta Supply Surcharge	51.00	214.7	10,949.70
Delivery Subtotal		214.7	159,736.80
SD-09 Total		214.7	159,736.80

Meter No SD-11

Untreated Domestic	Constant	Previous Reading	Current Reading	Volume (Cu. Ft.)	Rate Desc.
e/o Wilt Rd. n/o Dos Ninos Ave.	10,000	16527432	16611828	843960000	Unbundled

--- DELIVERIES ---

	Rate Per AF	Volume AF	Amount
Tier 1 Supply Rate	104.00	19,374.7	2,014,968.80
System Access Rate	204.00	19,374.7	3,952,438.80
Water Stewardship Rate	41.00	19,374.7	794,362.70
System Power Rate	127.00	19,374.7	2,460,586.90
Delta Supply Surcharge	51.00	19,374.7	988,109.70
Delivery Subtotal		19,374.7	10,210,466.90

--- ADJUSTMENT ---

	Rate Per AF	Volume AF	Amount
Nov 2010 adj basic to agr voided (City of San Diego)	416.00	-11.8	-4,908.80
Nov 2010 adj basic to agr voided	484.00	11.8	5,711.20
Nov 2010 adj basic to agr (City of San Diego)	416.00	4.7	1,955.20
Nov 2010 adj basic to agr	484.00	-4.7	-2,274.80
Jun 2011 adj basic to agr (Poway)	482.00	4.5	2,169.00
Jun 2011 adj basic to agr	527.00	-4.5	-2,371.50
Jun 2011 adj basic to agr (Vista)	482.00	2.1	1,012.20
Jun 2011 adj basic to agr	527.00	-2.1	-1,106.70
Jul 2011 adj basic to agr (Santa Fe Irrigation)	482.00	3.4	1,638.80
Jul 2011 adj basic to agr	527.00	-3.4	-1,791.80
Jul 2011 adj basic to agr (City of San Diego)	482.00	10.1	4,868.20
Jul 2011 adj basic to agr	527.00	-10.1	-5,322.70
Jul 2011 adj basic to agr (Olivenhain)	482.00	11.2	5,398.40
Jul 2011 adj basic to agr	527.00	-11.2	-5,902.40
Jul 2011 adj basic to agr (Escondido)	482.00	89.9	43,331.80
Jul 2011 adj basic to agr	527.00	-89.9	-47,377.30
Jul 2011 adj basic to agr (Ramona)	482.00	46.0	22,172.00
Jul 2011 adj basic to agr	527.00	-46.0	-24,242.00
Aug 2011 adj exch iid to sdcwa	527.00	-13,141.6	-6,925,623.20
Aug 2011 adj exch iid to sdcwa (San Diego CWA)	372.00		4,888,675.20
Adjustment Subtotal		-13,141.6	-2,043,989.20
SD-11 Total		6,233.1	8,166,477.70

Meter No SD-DS1

N/A	Constant	Previous Reading	Current Reading	Volume (Cu. Ft.)	Rate Desc.
Desalted	No Cons 3	N/A	N/A	N/A	Unbundled

--- ADJUSTMENT ---

	Rate Per AF	Volume AF	Amount
Jun 2011 lppds contribution voided	225.00	-375.8	84,555.00
Adjustment Subtotal		-375.8	84,555.00
SD-DS1 Total		-375.8	84,555.00

Meter No SD-GRP1

Recovered	Constant	Previous Reading	Current Reading	Volume (Cu. Ft.)	Rate Desc.
Recovered Greenbelt		N/A	N/A	N/A	Unbundled

Agency Name	Invoice No.	Rev.	Bill Period	Page No.	Mailed On	Due On
San Diego County Water Authority	7116	0	August 2011	5 of 6	09-09-11	10-31-11

--- ADJUSTMENT ---

	Rate Per AF	Volume AF	Amount
Jun 2011 grp voided	929.00	-282.2	-262,163.80
Jun 2011 grp voided	949.00		267,807.80
Jun 2011 grp	929.00	282.0	261,978.00
Jun 2011 grp	949.00		-267,618.00
Aug 2011 grp	767.00		-216,984.30
Aug 2011 grp	767.00	282.9	216,984.30
Adjustment Subtotal		282.7	4.00
SD-GRP1 Total		282.7	4.00

Meter No SD-RCL10

Reclaimed	Constant	Previous Reading	Current Reading	Volume (Cu. Ft.)	Rate Desc.
Reclaimed		N/A	N/A	N/A	Unbundled

--- ADJUSTMENT ---

	Rate Per AF	Volume AF	Amount
Jul 2011 lrp contribution	250.00	830.3	-207,575.00
Adjustment Subtotal		830.3	-207,575.00
SD-RCL10 Total		830.3	-207,575.00

Meter No SD-RCL12

Reclaimed	Constant	Previous Reading	Current Reading	Volume (Cu. Ft.)	Rate Desc.
Reclaimed		N/A	N/A	N/A	Unbundled

--- ADJUSTMENT ---

	Rate Per AF	Volume AF	Amount
Aug 2011 lrp contribution	250.00	86.1	-21,525.00
Adjustment Subtotal		86.1	-21,525.00
SD-RCL12 Total		86.1	-21,525.00

Meter No SD-RCL13

Reclaimed	Constant	Previous Reading	Current Reading	Volume (Cu. Ft.)	Rate Desc.
Reclaimed		N/A	N/A	N/A	Unbundled

--- ADJUSTMENT ---

	Rate Per AF	Volume AF	Amount
Aug 2011 contribution	250.00	163.1	-40,775.00
Adjustment Subtotal		163.1	-40,775.00
SD-RCL13 Total		163.1	-40,775.00

Meter No SD-RCL15

Reclaimed	Constant	Previous Reading	Current Reading	Volume (Cu. Ft.)	Rate Desc.
Reclaimed		N/A	N/A	N/A	Unbundled

--- ADJUSTMENT ---

	Rate Per AF	Volume AF	Amount
Jul 2011 contribution	150.00	138.0	-20,700.00
Adjustment Subtotal		138.0	-20,700.00
SD-RCL15 Total		138.0	-20,700.00

Meter No SD-RCL5

Reclaimed	Constant	Previous Reading	Current Reading	Volume (Cu. Ft.)	Rate Desc.
		N/A	N/A	N/A	Unbundled

Agency Name	Invoice No.	Rev.	Bill Period	Page No.	Mailed On	Due On
San Diego County Water Authority	7116	0	August 2011	6 of 6	09-09-11	10-31-11

--- ADJUSTMENT ---

	Rate Per AF	Volume AF	Amount
Jun 2011 lppre	113.00	11.2	1,265.60
Jun 2011 lppre	267.00		-2,990.40
Jul 2011 lppre	113.00	24.0	2,712.00
Jul 2011 lppre	267.00		-6,408.00
Adjustment Subtotal		35.2	-5,420.80
SD-RCL5 Total		35.2	-5,420.80

Meter No SD-RCL6

Reclaimed	Constant	Previous Reading	Current Reading	Volume (Cu. Ft.)	Rate Desc.
Reclaimed		N/A	N/A	N/A	Unbundled

--- ADJUSTMENT ---

	Rate Per AF	Volume AF	Amount
Jul 2011 lrp contribution	180.00	547.5	-98,550.00
Adjustment Subtotal		547.5	-98,550.00
SD-RCL6 Total		547.5	-98,550.00

Meter No SD-RCL8

Reclaimed	Constant	Previous Reading	Current Reading	Volume (Cu. Ft.)	Rate Desc.
Reclaimed		N/A	N/A	N/A	Unbundled

--- ADJUSTMENT ---

	Rate Per AF	Volume AF	Amount
Jul 2011 lrp contribution	100.00	537.2	-53,720.00
Adjustment Subtotal		537.2	-53,720.00
SD-RCL8 Total		537.2	-53,720.00

Meter No SD-RCL9

Reclaimed	Constant	Previous Reading	Current Reading	Volume (Cu. Ft.)	Rate Desc.
Reclaimed		N/A	N/A	N/A	Unbundled

--- ADJUSTMENT ---

	Rate Per AF	Volume AF	Amount
Aug 2011 lppre	113.00	26.8	3,028.40
Aug 2011 lppre	267.00		-7,155.60
Adjustment Subtotal		26.8	-4,127.20
SD-RCL9 Total		26.8	-4,127.20

Meter No SDTJ-01A

Treated Domestic	Constant	Previous Reading	Current Reading	Volume (Cu. Ft.)	Rate Desc.
San Diego-Tijuana	133.68	3393516	3393516	0	Unbundled

--- DELIVERIES ---

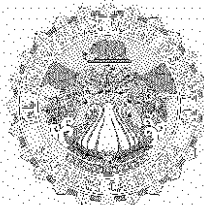
	Rate Per AF	Volume AF	Amount
Delivery Subtotal		0.0	0.00
SDTJ-01A Total		0.0	0.00

--- OTHER CHARGES AND CREDITS ---

	Amount
Conservation Ag # 78189	-159,673.80

VOLUME TOTAL	INVOICE TOTAL
37,196.0	\$24,708,571.40

This invoice was printed on 9/9/2011 at 10:25:51AM.

**MWD**

METROPOLITAN WATER DISTRICT OF SOUTHERN CALIFORNIA

700 North Alameda Street

Los Angeles, CA, 90012-2944

INVOICE**Billed To:**

San Diego County Water Authority

**Service Address**4677 Overland Avenue
San Diego, CA 92123-1233

September 2011	Page No. 1 of 1
Mailed: 10/10/2011	Due Date: 11/30/2011
Invoice Number: 7144	Revision: 0

NOTICE

The MWD Administrative Code Section 4507 and 4508 require that payment must be made in "Good Funds" by the due date or the payment will be considered delinquent and an additional charge shall be assessed.

DELIVERIES

	Volume (AF)
Total Water Treated Delivered	11,564.8
Total Water Untreated Delivered	34,997.6

SALES

	Type	Volume (AF)	Rate (\$ /AF)	Total (\$)
Full Service	Tier 1 Supply Rate	14,079.0	\$104.00	\$1,464,216.00
	System Access Rate	14,079.0	\$204.00	\$2,872,116.00
	Water Stewardship Rate	14,079.0	\$41.00	\$577,239.00
	System Power Rate	14,079.0	\$127.00	\$1,788,033.00
	Delta Supply Surcharge	14,079.0	\$51.00	\$718,029.00
	Treatment Surcharge	9,103.3	\$217.00	\$1,975,416.10
IAWP	Treated	2,536.4		\$1,742,506.80
	Untreated	198.2		\$95,532.40
Replenishment Long Term		16,682.1		\$6,822,978.90
SUBTOTAL				\$18,056,067.20

WATER MANAGEMENT

	Volume (AF)	Total (\$)
Local Resource Programs	3,356.4	(\$673,607.80)
SUBTOTAL		(\$673,607.80)

EXCHANGES, WHEELING, AND OTHER DELIVERIES

IID San Diego Exchange UnTreated	13,141.6	\$4,888,675.20
		\$4,888,675.20

OTHER CHARGES AND CREDITS

	Rate (\$ /AF)	
Conservation Debit/Credit	\$2,714.30	
Miscellaneous Debit/Credit (See Detail)	(\$415,160.75)	
SUBTOTAL		(\$412,446.45)

ADDITIONAL INFORMATION

	Volume (AF)	Tier1 %	Peak Day	Flow (CFS)
Purchase Order Commitment (Jan 2003 to Dec 2012)	3,342,570.6			
Purchase Order Firm Delivery To Date (Jan 2003 to Dec 2012)	3,729,673.9			
Tier 1 Annual Limit (For Current Calendar Year)	547,239.0			
Tier 1 YTD Deliveries (For Current Calendar Year)	158,875.6	29.0		
Tier 1 Current Month Deliveries	14,079.0			
Capacity Charge			8/21/2007	1,278.4

INVOICE TOTAL

Volume AF

36,852.1

Amount Now Due

\$21,858,688.15

Note: Amount Due is based on highlighted fields

MWD2010-00275464



MWD
 METROPOLITAN WATER DISTRICT OF SOUTHERN CALIFORNIA
 700 North Alameda Street
 Los Angeles, CA, 90012-2944

INVOICE DETAIL

NOTICE

The MWD Administrative Code Section 4507 and 4508 require that payment must be made in "Good Funds" by the due date or the payment will be considered delinquent and an additional charge shall be assessed.

IN ACCORDANCE WITH READINGS AND BILLING DATA LISTED BELOW

Agency Name	Invoice No.	Rev.	Bill Period	Page No.	Mailed On	Due On
San Diego County Water Authority	7144	0	September 2011	1 of 6	10-10-11	11-30-11

Meter No CM-10

Treated	Constant	Previous Reading	Current Reading	Volume (Cu. Ft.)	Rate Desc.
Treated Domestic		0	0	0	Unbundled

--- ADJUSTMENT ---

	Rate Per AF	Volume AF	Amount
Sep 2011 adj oc to sd transfer	744.00	74.9	55,725.60
Adjustment Subtotal		74.9	55,725.60
CM-10 Total		74.9	55,725.60

Meter No SD-01A

Treated Domestic	Constant	Previous Reading	Current Reading	Volume (Cu. Ft.)	Rate Desc.
Rainbow Cyn. Rd. e/o Frontage Rd.	1,000	26517622	26633009	115387000	Unbundled

--- DELIVERIES ---

	Rate Per AF	Volume AF	Amount
Tier 1 Supply Rate	104.00	2,648.9	275,485.60
System Access Rate	204.00	2,648.9	540,375.60
Water Stewardship Rate	41.00	2,648.9	108,604.90
System Power Rate	127.00	2,648.9	336,410.30
Treatment Surcharge	217.00	2,648.9	574,811.30
Delta Supply Surcharge	51.00	2,648.9	135,093.90
Delivery Subtotal		2,648.9	1,970,781.60
SD-01A Total		2,648.9	1,970,781.60

Meter No SD-01B

Treated Domestic	Constant	Previous Reading	Current Reading	Volume (Cu. Ft.)	Rate Desc.
Rainbow Cyn. Rd. e/o Frontage Rd.	1,000	26021080	26137257	116177000	Unbundled

--- DELIVERIES ---

	Rate Per AF	Volume AF	Amount
Tier 1 Supply Rate	104.00	2,667.1	277,378.40
System Access Rate	204.00	2,667.1	544,088.40
Water Stewardship Rate	41.00	2,667.1	109,351.10
System Power Rate	127.00	2,667.1	338,721.70
Treatment Surcharge	217.00	2,667.1	578,760.70
Delta Supply Surcharge	51.00	2,667.1	136,022.10
Delivery Subtotal		2,667.1	1,984,322.40
SD-01B Total		2,667.1	1,984,322.40

Agency Name	Invoice No.	Rev.	Bill Period	Page No.	Mailed On	Due On
San Diego County Water Authority	7144	0	September 2011	2 of 6	10-10-11	11-30-11

Meter No SD-02

Treated Domestic	Constant	Previous Reading	Current Reading	Volume (Cu. Ft.)	Rate Desc.
w/o Rainbow Glen Rd.	100	26583831	26757083	17325200	Unbundled

--- DELIVERIES ---	Rate Per AF	Volume AF	Amount
Tier 1 Supply Rate	104.00	397.7	41,360.80
System Access Rate	204.00	397.7	81,130.80
Water Stewardship Rate	41.00	397.7	16,305.70
System Power Rate	127.00	397.7	50,507.90
Treatment Surcharge	217.00	397.7	86,300.90
Delta Supply Surcharge	51.00	397.7	20,282.70
Delivery Subtotal		397.7	295,888.80
SD-02 Total		397.7	295,888.80

Meter No SD-03

Untreated Domestic	Constant	Previous Reading	Current Reading	Volume (Cu. Ft.)	Rate Desc.
Rainbow Cyn. Rd. e/o Frontage Rd.	1,000	87578256	88210210	631954000	Unbundled

--- DELIVERIES ---	Rate Per AF	Volume AF	Amount
Tier 1 Supply Rate	104.00	14,507.7	1,508,800.80
System Access Rate	204.00	14,507.7	2,959,570.80
Water Stewardship Rate	41.00	14,507.7	594,815.70
System Power Rate	127.00	14,507.7	1,842,477.90
Delta Supply Surcharge	51.00	14,507.7	739,892.70
Delivery Subtotal		14,507.7	7,645,557.90

--- ADJUSTMENT ---	Rate Per AF	Volume AF	Amount
Jul 2011 adj basic to agr (Vista)	482.00	0.5	241.00
Jul 2011 adj basic to agr	527.00	-0.5	-263.50
Jul 2011 adj basic to repl (San Diego CWA)	409.00	134.6	55,051.40
Jul 2011 adj basic to repl	527.00	-134.6	-70,934.20
Aug 2011 adj basic to repl (San Diego CWA)	409.00	1,288.1	526,832.90
Aug 2011 adj basic to repl	527.00	-1,288.1	-678,828.70
Aug 2011 adj basic to repl	527.00	-5,827.4	-3,071,039.80
Aug 2011 adj basic to repl (City of San Diego)	409.00	5,827.4	2,383,406.60
Sep 2011 adj basic to repl (Helix)	409.00	1,527.0	624,543.00
Sep 2011 adj basic to repl	527.00	-1,527.0	-804,729.00
Sep 2011 adj basic to repl (City of San Diego)	409.00	5,340.9	2,184,428.10
Sep 2011 adj basic to repl	527.00	-5,340.9	-2,814,654.30
Sep 2011 adj basic to repl (San Diego CWA)	409.00	2,564.1	1,048,716.90
Sep 2011 adj basic to repl	527.00	-2,564.1	-1,351,280.70
Adjustment Subtotal		0.0	-1,968,510.30
SD-03 Total		14,507.7	5,677,047.60

Meter No SD-05

Treated Domestic	Constant	Previous Reading	Current Reading	Volume (Cu. Ft.)	Rate Desc.
s/o Reche Rd. w/o Wilt Rd.	100	10177209	10281324	10411500	Unbundled

--- DELIVERIES ---	Rate Per AF	Volume AF	Amount
Tier 1 Supply Rate	104.00	239.0	24,856.00
System Access Rate	204.00	239.0	48,756.00
Water Stewardship Rate	41.00	239.0	9,799.00
System Power Rate	127.00	239.0	30,353.00
Treatment Surcharge	217.00	239.0	51,863.00
Delta Supply Surcharge	51.00	239.0	12,189.00
Delivery Subtotal		239.0	177,816.00
SD-05 Total		239.0	177,816.00

Agency Name	Invoice No.	Rev.	Bill Period	Page No.	Mailed On	Due On
San Diego County Water Authority	7144	0	September 2011	3 of 6	10-10-11	11-30-11

Meter No SD-07

Treated Domestic	Constant	Previous Reading	Current Reading	Volume (Cu. Ft.)	Rate Desc.
e/o Wilt Rd. n/o Dos Ninos Ave.	1.000	116660260	116877692	217432000	Unbundled

--- DELIVERIES ---	Rate Per AF	Volume AF	Amount
Tier 1 Supply Rate	104.00	4,991.6	519,126.40
System Access Rate	204.00	4,991.6	1,018,286.40
Water Stewardship Rate	41.00	4,991.6	204,655.60
System Power Rate	127.00	4,991.6	633,933.20
Treatment Surcharge	217.00	4,991.6	1,083,177.20
Delta Supply Surcharge	51.00	4,991.6	254,571.60
Delivery Subtotal		4,991.6	3,713,750.40

--- ADJUSTMENT ---	Rate Per AF	Volume AF	Amount
Jul 2011 adj basic to agr (Vista)	687.00	4.8	3,297.60
Jul 2011 adj basic to agr	744.00	-4.8	-3,571.20
Jul 2011 adj basic to agr (Rincon)	687.00	39.8	27,342.60
Jul 2011 adj basic to agr	744.00	-39.8	-29,611.20
Aug 2011 adj basic to agr (City of San Diego)	687.00	3.1	2,129.70
Aug 2011 adj basic to agr	744.00	-3.1	-2,306.40
Aug 2011 adj basic to agr (Rincon)	687.00	40.5	27,823.50
Aug 2011 adj basic to agr	744.00	-40.5	-30,132.00
Aug 2011 adj basic to agr (Vallecitos)	687.00	58.5	40,189.50
Aug 2011 adj basic to agr	744.00	-58.5	-43,524.00
Aug 2011 adj basic to agr (Padre Dam)	687.00	85.2	58,532.40
Aug 2011 adj basic to agr	744.00	-85.2	-63,388.80
Aug 2011 adj basic to agr (Ramona)	687.00	162.2	111,431.40
Aug 2011 adj basic to agr	744.00	-162.2	-120,676.80
Aug 2011 adj basic to agr (Fallbrook)	687.00	287.1	197,237.70
Aug 2011 adj basic to agr	744.00	-287.1	-213,602.40
Aug 2011 adj basic to agr (Yuima)	687.00	305.0	209,535.00
Aug 2011 adj basic to agr	744.00	-305.0	-226,920.00
Aug 2011 adj basic to agr (Rainbow)	687.00	408.9	280,914.30
Aug 2011 adj basic to agr	744.00	-408.9	-304,221.60
Aug 2011 adj basic to agr (Valley Center)	687.00	1,141.3	784,073.10
Aug 2011 adj basic to agr	744.00	-1,141.3	-849,127.20
Adjustment Subtotal		0.0	-144,574.80

SD-07 Total 4,991.6 3,569,175.60

Meter No SD-08

Treated Domestic	Constant	Previous Reading	Current Reading	Volume (Cu. Ft.)	Rate Desc.
n/o Red Mtn. n/o Mission Rd.	100	38913747	39084914	17116700	Unbundled

--- DELIVERIES ---	Rate Per AF	Volume AF	Amount
Tier 1 Supply Rate	104.00	392.9	40,861.60
System Access Rate	204.00	392.9	80,151.60
Water Stewardship Rate	41.00	392.9	16,108.90
System Power Rate	127.00	392.9	49,898.30
Treatment Surcharge	217.00	392.9	85,259.30
Delta Supply Surcharge	51.00	392.9	20,037.90
Delivery Subtotal		392.9	292,317.60

SD-08 Total 392.9 292,317.60

Meter No SD-09

Treated Domestic	Constant	Previous Reading	Current Reading	Volume (Cu. Ft.)	Rate Desc.
w/o Rainbow Glen. Rd. n/o Red Mtn.	100	8512593	8611721	9912800	Unbundled

--- DELIVERIES ---	Rate Per AF	Volume AF	Amount
Tier 1 Supply Rate	104.00	227.6	23,670.40
System Access Rate	204.00	227.6	46,430.40

Agency Name	Invoice No.	Rev.	Bill Period	Page No.	Mailed On	Due On
San Diego County Water Authority	7144	0	September 2011	4 of 6	10-10-11	11-30-11

--- DELIVERIES ---

	Rate Per AF	Volume AF	Amount
Water Stewardship Rate	41.00	227.6	9,331.60
System Power Rate	127.00	227.6	28,905.20
Treatment Surcharge	217.00	227.6	49,389.20
Delta Supply Surcharge	51.00	227.6	11,607.60
Delivery Subtotal		227.6	169,334.40
SD-09 Total		227.6	169,334.40

Meter No SD-11

Untreated Domestic	Constant	Previous Reading	Current Reading	Volume (Cu. Ft.)	Rate Desc.
e/o Wilt Rd. n/o Dos Ninos Ave.	10.000	16611828	16701082	892540000	Unbundled

--- DELIVERIES ---

	Rate Per AF	Volume AF	Amount
Tier 1 Supply Rate	104.00	20,489.9	2,130,949.60
System Access Rate	204.00	20,489.9	4,179,939.60
Water Stewardship Rate	41.00	20,489.9	840,085.90
System Power Rate	127.00	20,489.9	2,602,217.30
Delta Supply Surcharge	51.00	20,489.9	1,044,984.90
Delivery Subtotal		20,489.9	10,798,177.30

--- ADJUSTMENT ---

	Rate Per AF	Volume AF	Amount
Aug 2011 adj basic to agr (Santa Fe Irrigation)	482.00	4.9	2,361.80
Aug 2011 adj basic to agr	527.00	-4.9	-2,582.30
Aug 2011 adj basic to agr (Olivenhain)	482.00	13.0	6,266.00
Aug 2011 adj basic to agr	527.00	-13.0	-6,851.00
Aug 2011 adj basic to agr (City of San Diego)	482.00	22.1	10,652.20
Aug 2011 adj basic to agr	527.00	-22.1	-11,846.70
Aug 2011 adj basic to agr (Escondido)	482.00	77.9	37,547.80
Aug 2011 adj basic to agr	527.00	-77.9	-41,053.30
Aug 2011 adj basic to agr (Ramona)	482.00	79.8	38,463.60
Aug 2011 adj basic to agr	527.00	-79.8	-42,054.60
Sep 2011 adj exch iid to sdcwa	527.00	-13,141.6	-6,925,623.20
Sep 2011 adj exch iid to sdcwa (San Diego CWA)	372.00		4,888,675.20
Adjustment Subtotal		-13,141.6	-2,045,844.50
SD-11 Total		7,348.3	8,752,332.80

Meter No SD-DS1

N/A	Constant	Previous Reading	Current Reading	Volume (Cu. Ft.)	Rate Desc.
Desalted	No Cons 3	N/A	N/A	N/A	Unbundled

--- ADJUSTMENT ---

	Rate Per AF	Volume AF	Amount
Jul 2010 lppds contribution voided	225.00	-582.1	130,972.50
Jul 2010 lppds contribution	225.00	584.8	-131,580.00
Adjustment Subtotal		2.7	-607.50
SD-DS1 Total		2.7	-607.50

Meter No SD-RCL1

Reclaimed	Constant	Previous Reading	Current Reading	Volume (Cu. Ft.)	Rate Desc.
Reclaimed		N/A	N/A	N/A	Unbundled

--- ADJUSTMENT ---

	Rate Per AF	Volume AF	Amount
Jul 2011 lrp contribution	250.00	68.9	-17,225.00
Aug 2011 lrp contribution	250.00	61.2	-15,300.00
Adjustment Subtotal		130.1	-32,525.00

Agency Name	Invoice No.	Rev.	Bill Period	Page No.	Mailed On	Due On
San Diego County Water Authority	7144	0	September 2011	5 of 6	10-10-11	11-30-11

SD-RCL1 Total 130.1 -32,525.00

Meter No SD-RCL10

Reclaimed	Constant	Previous Reading	Current Reading	Volume (Cu. Ft.)	Rate Desc.
Reclaimed		N/A	N/A	N/A	Unbundled

--- ADJUSTMENT ---

	Rate Per AF	Volume AF	Amount
Jun 2011 lrp contribution	250.00	534.0	-133,500.00
Aug 2011 lrp contribution	250.00	662.5	-165,625.00
Adjustment Subtotal		<u>1,196.5</u>	<u>-299,125.00</u>
SD-RCL10 Total		1,196.5	-299,125.00

Meter No SD-RCL12

Reclaimed	Constant	Previous Reading	Current Reading	Volume (Cu. Ft.)	Rate Desc.
Reclaimed		N/A	N/A	N/A	Unbundled

--- ADJUSTMENT ---

	Rate Per AF	Volume AF	Amount
Sep 2011 lrp contribution	250.00	109.1	-27,275.00
Adjustment Subtotal		<u>109.1</u>	<u>-27,275.00</u>
SD-RCL12 Total		109.1	-27,275.00

Meter No SD-RCL13

Reclaimed	Constant	Previous Reading	Current Reading	Volume (Cu. Ft.)	Rate Desc.
Reclaimed		N/A	N/A	N/A	Unbundled

--- ADJUSTMENT ---

	Rate Per AF	Volume AF	Amount
Sep 2011 contribution	250.00	137.3	-34,325.00
Adjustment Subtotal		<u>137.3</u>	<u>-34,325.00</u>
SD-RCL13 Total		137.3	-34,325.00

Meter No SD-RCL15

Reclaimed	Constant	Previous Reading	Current Reading	Volume (Cu. Ft.)	Rate Desc.
Reclaimed		N/A	N/A	N/A	Unbundled

--- ADJUSTMENT ---

	Rate Per AF	Volume AF	Amount
Aug 2011 contribution	150.00	132.8	-19,920.00
Adjustment Subtotal		<u>132.8</u>	<u>-19,920.00</u>
SD-RCL15 Total		132.8	-19,920.00

Meter No SD-RCL6

Reclaimed	Constant	Previous Reading	Current Reading	Volume (Cu. Ft.)	Rate Desc.
Reclaimed		N/A	N/A	N/A	Unbundled

--- ADJUSTMENT ---

	Rate Per AF	Volume AF	Amount
Jul 2011 lrp contribution voided	180.00	-547.5	98,550.00
Jul 2011 lrp contribution	185.00	547.5	-101,287.50
Aug 2011 lrp contribution	185.00	560.5	-103,692.50
Sep 2011 lrp contribution	185.00	507.5	-93,887.50
Adjustment Subtotal		<u>1,068.0</u>	<u>-200,317.50</u>

Agency Name	Invoice No.	Rev.	Bill Period	Page No.	Mailed On	Due On
San Diego County Water Authority	7144	0	September 2011	6 of 6	10-10-11	11-30-11

SD-RCL6 Total	1,068.0	-200,317.50
----------------------	---------	-------------

Meter No. SD-RCL8

Reclaimed	Constant	Previous Reading	Current Reading	Volume (Cu. Ft.)	Rate Desc.
Reclaimed		N/A	N/A	N/A	Unbundled

--- ADJUSTMENT ---

	Rate Per AF	Volume AF	Amount
Aug 2011 lrp contribution	100.00	551.7	-55,170.00
Adjustment Subtotal		551.7	-55,170.00
SD-RCL8 Total		551.7	-55,170.00

Meter No. SD-RCL9

Reclaimed	Constant	Previous Reading	Current Reading	Volume (Cu. Ft.)	Rate Desc.
		N/A	N/A	N/A	Unbundled

--- ADJUSTMENT ---

	Rate Per AF	Volume AF	Amount
Sep 2011 lppre	113.00	28.2	3,186.60
Sep 2011 lppre	267.00		-7,529.40
Adjustment Subtotal		28.2	-4,342.80
SD-RCL9 Total		28.2	-4,342.80

Meter No. SDTJ-01A

Treated Domestic	Constant	Previous Reading	Current Reading	Volume (Cu. Ft.)	Rate Desc.
San Diego-Tijuana	133.68	3393516	3393516	0	Unbundled

--- DELIVERIES ---


	Rate Per AF	Volume AF	Amount
Delivery Subtotal		0.0	0.00
SDTJ-01A Total		0.0	0.00

--- OTHER CHARGES AND CREDITS ---

	Amount
Conservation Ag # 78189	2,714.30
RTS adjustment for FY 10/11	-415,160.75

VOLUME TOTAL	INVOICE TOTAL
36,852.1	\$21,858,688.15

This invoice was printed on 10/7/2011 at 1:04:08PM

**MWD**

METROPOLITAN WATER DISTRICT OF SOUTHERN CALIFORNIA

700 North Alameda Street

Los Angeles, CA, 90012-2944

INVOICE**Billed To:**

San Diego County Water Authority

**Service Address**4677 Overland Avenue
San Diego, CA 92123-1233

October 2011	Page No. 1 of 1
Mailed: 11/10/2011	Due Date: 12/29/2011
Invoice Number: 7172	Revision: 0

NOTICE

The MWD Administrative Code Section 4507 and 4508 require that payment must be made in "Good Funds" by the due date or the payment will be considered delinquent and an additional charge shall be assessed.

DELIVERIES

	Volume (AF)
Total Water Treated Delivered	10,040.5
Total Water Untreated Delivered	31,565.2

SALES

	Type	Volume (AF)	Rate (\$ /AF)	Total (\$)
Full Service	Tier 1 Supply Rate	26,049.2	\$104.00	\$2,709,116.80
	System Access Rate	26,049.2	\$204.00	\$5,314,036.80
	Water Stewardship Rate	26,049.2	\$41.00	\$1,068,017.20
	System Power Rate	26,049.2	\$127.00	\$3,308,248.40
	Delta Supply Surcharge	26,049.2	\$51.00	\$1,328,509.20
	Treatment Surcharge	7,811.0	\$217.00	\$1,694,987.00
IAWP	Treated	2,295.1		\$1,576,733.70
	Untreated	185.3		\$89,314.60
SUBTOTAL				\$17,088,963.70

WATER MANAGEMENT

	Volume (AF)	Total (\$)
Local Resource Programs	2,220.3	(\$318,299.80)
SUBTOTAL		(\$318,299.80)

EXCHANGES, WHEELING, AND OTHER DELIVERIES

IID San Diego Exchange UnTreated	13,141.7	\$4,888,712.40
		\$4,888,712.40

OTHER CHARGES AND CREDITS

	Rate (\$ /AF)	
Conservation Debit/Credit	\$2,084.96	
Readiness To Serve Charge(Payment Schedule: S)	\$10,107,085.00	
Capacity Charge(Payment Schedule: S)	\$4,602,240.00	
SUBTOTAL		\$14,711,409.96

ADDITIONAL INFORMATION

	Volume (AF)	Tier1 %	Peak Day	Flow (CFS)
Purchase Order Commitment (Jan 2003 to Dec 2012)	3,342,570.6			
Purchase Order Firm Delivery To Date (Jan 2003 to Dec 2012)	3,755,723.1			
Tier 1 Annual Limit (For Current Calendar Year)	547,239.0			
Tier 1 YTD Deliveries (For Current Calendar Year)	184,924.8	33.8		
Tier 1 Current Month Deliveries	26,049.2			
Capacity Charge			8/21/2007	1,278.4

INVOICE TOTAL

Volume AF

30,749.9

Amount Now Due

\$36,370,786.26

Note: Amount Due is based on highlighted fields

MWD2010-00275471



MWD
 METROPOLITAN WATER DISTRICT OF SOUTHERN CALIFORNIA
 700 North Alameda Street
 Los Angeles, CA, 90012-2944

INVOICE DETAIL

NOTICE

The MWD Administrative Code Section 4507 and 4508 require that payment must be made in "Good Funds" by the due date or the payment will be considered delinquent and an additional charge shall be assessed.

IN ACCORDANCE WITH READINGS AND BILLING DATA LISTED BELOW

Agency Name	Invoice No.	Rev.	Bill Period	Page No.	Mailed On	Due On
San Diego County Water Authority	7172	0	October 2011	1 of 6	11-10-11	12-29-11

Meter No CM-10

Treated	Constant	Previous Reading	Current Reading	Volume (Cu. Ft.)	Rate Desc.
Treated Domestic		0	0	0	Unbundled

--- ADJUSTMENT ---

	Rate Per AF	Volume AF	Amount
Oct 2011 adj oc to sd transfer	744.00	65.6	48,806.40
Adjustment Subtotal		65.6	48,806.40
CM-10 Total		65.6	48,806.40

Meter No SD-01A

Treated Domestic	Constant	Previous Reading	Current Reading	Volume (Cu. Ft.)	Rate Desc.
Rainbow Cyn. Rd. e/o Frontage Rd.	1,000	26633009	26734844	101835000	Unbundled

--- DELIVERIES ---

	Rate Per AF	Volume AF	Amount
Tier 1 Supply Rate	104.00	2,337.8	243,131.20
System Access Rate	204.00	2,337.8	476,911.20
Water Stewardship Rate	41.00	2,337.8	95,849.80
System Power Rate	127.00	2,337.8	296,900.60
Treatment Surcharge	217.00	2,337.8	507,302.60
Delta Supply Surcharge	51.00	2,337.8	119,227.80
Delivery Subtotal		2,337.8	1,739,323.20
SD-01A Total		2,337.8	1,739,323.20

Meter No SD-01B

Treated Domestic	Constant	Previous Reading	Current Reading	Volume (Cu. Ft.)	Rate Desc.
Rainbow Cyn. Rd. e/o Frontage Rd.	1,000	26137257	26236671	99414000	Unbundled

--- DELIVERIES ---

	Rate Per AF	Volume AF	Amount
Tier 1 Supply Rate	104.00	2,282.2	237,348.80
System Access Rate	204.00	2,282.2	465,568.80
Water Stewardship Rate	41.00	2,282.2	93,570.20
System Power Rate	127.00	2,282.2	289,839.40
Treatment Surcharge	217.00	2,282.2	495,237.40
Delta Supply Surcharge	51.00	2,282.2	116,392.20
Delivery Subtotal		2,282.2	1,697,956.80
SD-01B Total		2,282.2	1,697,956.80

Agency Name	Invoice No.	Rev.	Bill Period	Page No.	Mailed On	Due On
San Diego County Water Authority	7172	0	October 2011	2 of 6	11-10-11	12-29-11

Meter No SD-02

Treated Domestic	Constant	Previous Reading	Current Reading	Volume (Cu. Ft.)	Rate Desc.
w/o Rainbow Glen Rd.	100	26757083	26883797	12671400	Unbundled

--- DELIVERIES ---		Rate Per AF	Volume AF	Amount
Tier 1 Supply Rate		104.00	290.9	30,253.60
System Access Rate		204.00	290.9	59,343.60
Water Stewardship Rate		41.00	290.9	11,926.90
System Power Rate		127.00	290.9	36,944.30
Treatment Surcharge		217.00	290.9	63,125.30
Delta Supply Surcharge		51.00	290.9	14,835.90
Oct 2011, meter under 10% flow	Tier 1 Supply Rate	104.00	1.2	124.80
Oct 2011, meter under 10% flow	System Access Rate	204.00	1.2	244.80
Oct 2011, meter under 10% flow	Water Stewardship Rate	41.00	1.2	49.20
Oct 2011, meter under 10% flow	System Power Rate	127.00	1.2	152.40
Oct 2011, meter under 10% flow	Treatment Surcharge	217.00	1.2	260.40
Oct 2011, meter under 10% flow	Delta Supply Surcharge	51.00	1.2	61.20
Delivery Subtotal			292.1	217,322.40
SD-02 Total			292.1	217,322.40

Meter No SD-03

Untreated Domestic	Constant	Previous Reading	Current Reading	Volume (Cu. Ft.)	Rate Desc.
Rainbow Cyn. Rd. e/o Frontage Rd.	1,000	88210210	88808233	598023000	Unbundled

--- DELIVERIES ---		Rate Per AF	Volume AF	Amount
Tier 1 Supply Rate		104.00	13,728.7	1,427,784.80
System Access Rate		204.00	13,728.7	2,800,654.80
Water Stewardship Rate		41.00	13,728.7	562,876.70
System Power Rate		127.00	13,728.7	1,743,544.90
Delta Supply Surcharge		51.00	13,728.7	700,163.70
Delivery Subtotal			13,728.7	7,235,024.90
SD-03 Total			13,728.7	7,235,024.90

Meter No SD-05

Treated Domestic	Constant	Previous Reading	Current Reading	Volume (Cu. Ft.)	Rate Desc.
s/o Reche Rd. w/o Wilt Rd.	100	10281324	10383842	10251800	Unbundled

--- DELIVERIES ---		Rate Per AF	Volume AF	Amount
Tier 1 Supply Rate		104.00	235.3	24,471.20
System Access Rate		204.00	235.3	48,001.20
Water Stewardship Rate		41.00	235.3	9,647.30
System Power Rate		127.00	235.3	29,883.10
Treatment Surcharge		217.00	235.3	51,060.10
Delta Supply Surcharge		51.00	235.3	12,000.30
Delivery Subtotal			235.3	175,063.20
SD-05 Total			235.3	175,063.20

Meter No SD-07

Treated Domestic	Constant	Previous Reading	Current Reading	Volume (Cu. Ft.)	Rate Desc.
e/o Wilt Rd. n/o Dos Ninos Ave.	1,000	116877692	117066902	189210000	Unbundled

--- DELIVERIES ---		Rate Per AF	Volume AF	Amount
Tier 1 Supply Rate		104.00	4,343.7	451,744.80
System Access Rate		204.00	4,343.7	886,114.80
Water Stewardship Rate		41.00	4,343.7	178,091.70
System Power Rate		127.00	4,343.7	551,649.90
Treatment Surcharge		217.00	4,343.7	942,582.90

Agency Name	Invoice No.	Rev.	Bill Period	Page No.	Mailed On	Due On
San Diego County Water Authority	7172	0	October 2011	3 of 6	11-10-11	12-29-11

--- DELIVERIES ---

	Rate Per AF	Volume AF	Amount
Delta Supply Surcharge	51.00	4,343.7	221,528.70
Delivery Subtotal		4,343.7	3,231,712.80

--- ADJUSTMENT ---

	Rate Per AF	Volume AF	Amount
Aug 2011 adj basic to agr (Vista)	687.00	3.3	2,267.10
Aug 2011 adj basic to agr	744.00	-3.3	-2,455.20
Sep 2011 adj basic to agr (Olivenhain)	687.00	0.5	343.50
Sep 2011 adj basic to agr	744.00	-0.5	-372.00
Sep 2011 adj basic to agr (Vallecitos)	687.00	54.5	37,441.50
Sep 2011 adj basic to agr	744.00	-54.5	-40,548.00
Sep 2011 adj basic to agr (Padre Dam)	687.00	84.7	58,188.90
Sep 2011 adj basic to agr	744.00	-84.7	-63,016.80
Sep 2011 adj basic to agr (Ramona)	687.00	128.5	88,279.50
Sep 2011 adj basic to agr	744.00	-128.5	-95,604.00
Sep 2011 adj basic to agr (Yuima)	687.00	250.2	171,887.40
Sep 2011 adj basic to agr	744.00	-250.2	-186,148.80
Sep 2011 adj basic to agr (Fallbrook)	687.00	280.3	192,566.10
Sep 2011 adj basic to agr	744.00	-280.3	-208,543.20
Sep 2011 adj basic to agr (Rainbow)	687.00	393.9	270,609.30
Sep 2011 adj basic to agr	744.00	-393.9	-293,061.60
Sep 2011 adj basic to agr (Valley Center)	687.00	1,052.6	723,136.20
Sep 2011 adj basic to agr	744.00	-1,052.6	-783,134.40
Oct 2011 adj basic to agr (Vallecitos)	687.00	46.6	32,014.20
Oct 2011 adj basic to agr	744.00	-46.6	-34,670.40
Adjustment Subtotal		0.0	-130,820.70

SD-07 Total	4,343.7	3,100,892.10
--------------------	----------------	---------------------

Meter No SD-08

Treated Domestic	Constant	Previous Reading	Current Reading	Volume (Cu. Ft.)	Rate Desc.
n/o Red Mtn. n/o Mission Rd.	100	39084914	39254703	16978900	Unbundled

--- DELIVERIES ---

	Rate Per AF	Volume AF	Amount
Tier 1 Supply Rate	104.00	389.8	40,539.20
System Access Rate	204.00	389.8	79,519.20
Water Stewardship Rate	41.00	389.8	15,981.80
System Power Rate	127.00	389.8	49,504.60
Treatment Surcharge	217.00	389.8	84,586.60
Delta Supply Surcharge	51.00	389.8	19,879.80
Oct 2011, meter under 10% flow Tier 1 Supply Rate	104.00	0.4	41.60
Oct 2011, meter under 10% flow System Access Rate	204.00	0.4	81.60
Oct 2011, meter under 10% flow Water Stewardship Rate	41.00	0.4	16.40
Oct 2011, meter under 10% flow System Power Rate	127.00	0.4	50.80
Oct 2011, meter under 10% flow Treatment Surcharge	217.00	0.4	86.80
Oct 2011, meter under 10% flow Delta Supply Surcharge	51.00	0.4	20.40
Delivery Subtotal		390.2	290,308.80

SD-08 Total	390.2	290,308.80
--------------------	--------------	-------------------

Meter No SD-09

Treated Domestic	Constant	Previous Reading	Current Reading	Volume (Cu. Ft.)	Rate Desc.
w/o Rainbow Glen. Rd. n/o Red Mtn.	100	8611721	8681084	6936300	Unbundled

--- DELIVERIES ---

	Rate Per AF	Volume AF	Amount
Tier 1 Supply Rate	104.00	159.2	16,556.80
System Access Rate	204.00	159.2	32,476.80
Water Stewardship Rate	41.00	159.2	6,527.20
System Power Rate	127.00	159.2	20,218.40
Treatment Surcharge	217.00	159.2	34,546.40
Delta Supply Surcharge	51.00	159.2	8,119.20
Delivery Subtotal		159.2	118,444.80

Agency Name	Invoice No.	Rev.	Bill Period	Page No.	Mailed On	Due On
San Diego County Water Authority	7172	0	October 2011	4 of 6	11-10-11	12-29-11

SD-09 Total 159.2 118,444.80

Meter No SD-11

Untreated Domestic	Constant	Previous Reading	Current Reading	Volume (Cu. Ft.)	Rate Desc.
e/o Wilt Rd. n/o Dos Ninos Ave.	10,000	16701082	16778778	776960000	Unbundled

--- DELIVERIES ---

	Rate Per AF	Volume AF	Amount
Tier 1 Supply Rate	104.00	17,836.5	1,854,996.00
System Access Rate	204.00	17,836.5	3,638,646.00
Water Stewardship Rate	41.00	17,836.5	731,296.50
System Power Rate	127.00	17,836.5	2,265,235.50
Delta Supply Surcharge	51.00	17,836.5	909,661.50
Delivery Subtotal		17,836.5	9,399,835.50

--- ADJUSTMENT ---

	Rate Per AF	Volume AF	Amount
Jul 2011 adj basic to agr (Poway)	482.00	4.3	2,072.60
Jul 2011 adj basic to agr	527.00	-4.3	-2,266.10
Aug 2011 adj basic to agr (Vista)	482.00	0.1	48.20
Aug 2011 adj basic to agr	527.00	-0.1	-52.70
Aug 2011 adj basic to agr (Poway)	482.00	9.5	4,579.00
Aug 2011 adj basic to agr	527.00	-9.5	-5,006.50
Sep 2011 adj basic to agr (Santa Fe Irrigation)	482.00	3.4	1,638.80
Sep 2011 adj basic to agr	527.00	-3.4	-1,791.80
Sep 2011 adj basic to agr (Olivenhain)	482.00	11.6	5,591.20
Sep 2011 adj basic to agr	527.00	-11.6	-6,113.20
Sep 2011 adj basic to agr (Escondido)	482.00	89.9	43,331.80
Sep 2011 adj basic to agr	527.00	-89.9	-47,377.30
Sep 2011 adj basic to agr (Ramona)	482.00	66.5	32,053.00
Sep 2011 adj basic to agr	527.00	-66.5	-35,045.50
Oct 2011 adj exch iid to sdcwa	527.00	-13,141.7	-6,925,675.90
Oct 2011 adj exch iid to sdcwa (San Diego CWA)	372.00		4,888,712.40
Adjustment Subtotal		-13,141.7	-2,045,302.00

SD-11 Total 4,694.8 7,354,533.50

Meter No SD-GRP1

Recovered	Constant	Previous Reading	Current Reading	Volume (Cu. Ft.)	Rate Desc.
Recovered Greenbelt		N/A	N/A	N/A	Unbundled

--- ADJUSTMENT ---

	Rate Per AF	Volume AF	Amount
Sep 2011 grp	767.00		-205,479.30
Sep 2011 grp	767.00	267.9	205,479.30
Oct 2011 grp	767.00		-216,677.50
Oct 2011 grp	767.00	282.5	216,677.50
Adjustment Subtotal		550.4	0.00

SD-GRP1 Total 550.4 0.00

Meter No SD-RCL1

Reclaimed	Constant	Previous Reading	Current Reading	Volume (Cu. Ft.)	Rate Desc.
Reclaimed		N/A	N/A	N/A	Unbundled

--- ADJUSTMENT ---

	Rate Per AF	Volume AF	Amount
Sep 2011 lrp contribution	250.00	69.3	-17,325.00
Adjustment Subtotal		69.3	-17,325.00

SD-RCL1 Total 69.3 -17,325.00

Agency Name	Invoice No.	Rev.	Bill Period	Page No.	Mailed On	Due On
San Diego County Water Authority	7172	0	October 2011	5 of 6	11-10-11	12-29-11

Meter No SD-RCL10

Reclaimed	Constant	Previous Reading	Current Reading	Volume (Cu. Ft.)	Rate Desc.
Reclaimed		N/A	N/A	N/A	Unbundled

--- ADJUSTMENT ---			Rate Per AF	Volume AF	Amount
Sep 2011 lrp contribution			250.00	687.3	-171,825.00
Adjustment Subtotal				687.3	-171,825.00
SD-RCL10 Total				687.3	-171,825.00

Meter No SD-RCL12

Reclaimed	Constant	Previous Reading	Current Reading	Volume (Cu. Ft.)	Rate Desc.
Reclaimed		N/A	N/A	N/A	Unbundled

--- ADJUSTMENT ---			Rate Per AF	Volume AF	Amount
Oct 2011 lrp contribution			250.00	81.7	-20,425.00
Adjustment Subtotal				81.7	-20,425.00
SD-RCL12 Total				81.7	-20,425.00

Meter No SD-RCL13

Reclaimed	Constant	Previous Reading	Current Reading	Volume (Cu. Ft.)	Rate Desc.
Reclaimed		N/A	N/A	N/A	Unbundled

--- ADJUSTMENT ---			Rate Per AF	Volume AF	Amount
Oct 2011 contribution			250.00	95.9	-23,975.00
Adjustment Subtotal				95.9	-23,975.00
SD-RCL13 Total				95.9	-23,975.00

Meter No SD-RCL15

Reclaimed	Constant	Previous Reading	Current Reading	Volume (Cu. Ft.)	Rate Desc.
Reclaimed		N/A	N/A	N/A	Unbundled

--- ADJUSTMENT ---			Rate Per AF	Volume AF	Amount
Sep 2011 contribution			150.00	162.9	-24,435.00
Adjustment Subtotal				162.9	-24,435.00
SD-RCL15 Total				162.9	-24,435.00

Meter No SD-RCL5

Reclaimed	Constant	Previous Reading	Current Reading	Volume (Cu. Ft.)	Rate Desc.
		N/A	N/A	N/A	Unbundled

--- ADJUSTMENT ---			Rate Per AF	Volume AF	Amount
Aug 2011 lppre			113.00	13.9	1,570.70
Aug 2011 lppre			267.00		-3,711.30
Sep 2011 lppre			113.00	17.8	2,011.40
Sep 2011 lppre			267.00		-4,752.60
Adjustment Subtotal				31.7	-4,881.80
SD-RCL5 Total				31.7	-4,881.80

Agency Name	Invoice No.	Rev.	Bill Period	Page No.	Mailed On	Due On
San Diego County Water Authority	7172	0	October 2011	6 of 6	11-10-11	12-29-11

Meter No SD-RCL8

Reclaimed	Constant	Previous Reading	Current Reading	Volume (Cu. Ft.)	Rate Desc.
Reclaimed		N/A	N/A	N/A	Unbundled

--- ADJUSTMENT ---

	Rate Per AF	Volume AF	Amount
Sep 2011 lrp contribution	100.00	516.6	-51,660.00
Adjustment Subtotal		516.6	-51,660.00
SD-RCL8 Total		516.6	-51,660.00

Meter No SD-RCL9

Reclaimed	Constant	Previous Reading	Current Reading	Volume (Cu. Ft.)	Rate Desc.
		N/A	N/A	N/A	Unbundled

--- ADJUSTMENT ---

	Rate Per AF	Volume AF	Amount
Oct 2011 lppre	113.00	24.5	2,768.50
Oct 2011 lppre	267.00		-6,541.50
Adjustment Subtotal		24.5	-3,773.00
SD-RCL9 Total		24.5	-3,773.00

Meter No SDTJ-01A

Treated Domestic	Constant	Previous Reading	Current Reading	Volume (Cu. Ft.)	Rate Desc.
San Diego-Tijuana	133.68	3393516	3393516	0	Unbundled

--- DELIVERIES ---


	Rate Per AF	Volume AF	Amount
Delivery Subtotal		0.0	0.00
SDTJ-01A Total		0.0	0.00

--- OTHER CHARGES AND CREDITS ---

	Amount
Conservation Ag # 78189	2,084.96
Capacity Charge for current calendar year	4,602,240.00
Readiness to Serve Charge for current fiscal year	10,107,085.00

VOLUME TOTAL	INVOICE TOTAL
30,749.9	\$36,370,786.26

This invoice was printed on 11/8/2011 at 8:23:39AM

**MWD**

METROPOLITAN WATER DISTRICT OF SOUTHERN CALIFORNIA

700 North Alameda Street

Los Angeles, CA, 90012-2944

INVOICE**Billed To:**

San Diego County Water Authority

**Service Address**4677 Overland Avenue
San Diego, CA 92123-1233

November 2011

Page No. 1 of 1

Mailed: 12/09/2011

Due Date: 01/31/2012

Invoice Number: 7200

Revision: 0

NOTICE

The MWD Administrative Code Section 4507 and 4508 require that payment must be made in "Good Funds" by the due date or the payment will be considered delinquent and an additional charge shall be assessed.

DELIVERIES

	Volume (AF)
Total Water Treated Delivered	5,960.5
Total Water Untreated Delivered	22,732.7

SALES

	Type	Volume (AF)	Rate (\$ /AF)	Total (\$)	
Full Service	Tier 1 Supply Rate	13,672.0	\$104.00	\$1,421,888.00	
	System Access Rate	13,672.0	\$204.00	\$2,789,088.00	
	Water Stewardship Rate	13,672.0	\$41.00	\$560,552.00	
	System Power Rate	13,672.0	\$127.00	\$1,736,344.00	
	Delta Supply Surcharge	13,672.0	\$51.00	\$697,272.00	
	Treatment Surcharge	4,234.1	\$217.00	\$918,799.70	
Adjust Full Service Prior Rates	Certification(s) for 201001 to 201012 for Domestic	Treated	33.8	\$701.00	\$23,693.80
		Untreated	53.2	\$484.00	\$25,748.80
IAWP		Treated	1,761.0		\$1,212,240.60
		Untreated	100.0		\$51,711.20
SUBTOTAL				\$9,437,338.10	

WATER MANAGEMENT

	Volume (AF)	Total (\$)
Local Resource Programs	2,347.4	(\$399,631.00)
SUBTOTAL		(\$399,631.00)

EXCHANGES, WHEELING, AND OTHER DELIVERIES

IID San Diego Exchange UnTreated	13,141.6	\$4,888,675.20
		\$4,888,675.20

OTHER CHARGES AND CREDITS

	Rate (\$ /AF)	
Conservation Debit/Credit	\$1,656.08	
SUBTOTAL		\$1,656.08

ADDITIONAL INFORMATION

	Volume (AF)	Tier1 %	Peak Day	Flow (CFS)
Purchase Order Commitment (Jan 2003 to Dec 2012)	3,342,570.6			
Purchase Order Firm Delivery To Date (Jan 2003 to Dec 2012)	3,769,482.1			
Tier 1 Annual Limit (For Current Calendar Year)	547,239.0			
Tier 1 YTD Deliveries (For Current Calendar Year)	198,596.8	36.3		
Tier 1 Current Month Deliveries	13,672.0			
Capacity Charge			8/21/2007	1,278.4

INVOICE TOTAL

Volume AF

17,967.4

Amount Now Due

\$13,928,038.38

Note: Amount Due is based on highlighted fields

MWD2010-00275478



MWD
 METROPOLITAN WATER DISTRICT OF SOUTHERN CALIFORNIA
 700 North Alameda Street
 Los Angeles, CA, 90012-2944

INVOICE DETAIL

NOTICE

The MWD Administrative Code Section 4507 and 4508 require that payment must be made in "Good Funds" by the due date or the payment will be considered delinquent and an additional charge shall be assessed.

IN ACCORDANCE WITH READINGS AND BILLING DATA LISTED BELOW

Agency Name	Invoice No.	Rev.	Bill Period	Page No.	Mailed On	Due On
San Diego County Water Authority	7200	0	November 2011	1 of 7	12-09-11	01-31-12

Meter No CM-10

Treated	Constant	Previous Reading	Current Reading	Volume (Cu. Ft.)	Rate Desc.
Treated Domestic		0	0	0	Unbundled

--- ADJUSTMENT ---

	Rate Per AF	Volume AF	Amount
Nov 2011 adj oc to sd transfer	744.00	68.4	50,889.60
Adjustment Subtotal		68.4	50,889.60
CM-10 Total		68.4	50,889.60

Meter No SD-01A

Treated Domestic	Constant	Previous Reading	Current Reading	Volume (Cu. Ft.)	Rate Desc.
Rainbow Cyn. Rd. e/o Frontage Rd.	1,000	26734844	26783704	48860000	Unbundled

--- DELIVERIES ---

	Rate Per AF	Volume AF	Amount
Tier 1 Supply Rate	104.00	1,121.7	116,656.80
System Access Rate	204.00	1,121.7	228,826.80
Water Stewardship Rate	41.00	1,121.7	45,989.70
System Power Rate	127.00	1,121.7	142,455.90
Treatment Surcharge	217.00	1,121.7	243,408.90
Delta Supply Surcharge	51.00	1,121.7	57,206.70
Delivery Subtotal		1,121.7	834,544.80
SD-01A Total		1,121.7	834,544.80

Meter No SD-01B

Treated Domestic	Constant	Previous Reading	Current Reading	Volume (Cu. Ft.)	Rate Desc.
Rainbow Cyn. Rd. e/o Frontage Rd.	1,000	26236671	26282890	46219000	Unbundled

--- DELIVERIES ---

	Rate Per AF	Volume AF	Amount
Tier 1 Supply Rate	104.00	1,061.0	110,344.00
System Access Rate	204.00	1,061.0	216,444.00
Water Stewardship Rate	41.00	1,061.0	43,501.00
System Power Rate	127.00	1,061.0	134,747.00
Treatment Surcharge	217.00	1,061.0	230,237.00
Delta Supply Surcharge	51.00	1,061.0	54,111.00
Nov 2011, meter under 10% flow Tier 1 Supply Rate	104.00	1.1	114.40
Nov 2011, meter under 10% flow System Access Rate	204.00	1.1	224.40
Nov 2011, meter under 10% flow Water Stewardship Rate	41.00	1.1	45.10
Nov 2011, meter under 10% flow System Power Rate	127.00	1.1	139.70
Nov 2011, meter under 10% flow Treatment Surcharge	217.00	1.1	238.70
Nov 2011, meter under 10% flow Delta Supply Surcharge	51.00	1.1	56.10
Delivery Subtotal		1,062.1	790,202.40

Agency Name	Invoice No.	Rev.	Bill Period	Page No.	Mailed On	Due On
San Diego County Water Authority	7200	0	November 2011	2 of 7	12-09-11	01-31-12

SD-01B Total 1,062.1 790,202.40

Meter No. SD-02

Treated Domestic	Constant	Previous Reading	Current Reading	Volume (Cu. Ft.)	Rate Desc.
w/o Rainbow Glen Rd.	100	26883797	26937603	5380600	Unbundled

--- DELIVERIES ---		Rate Per AF	Volume AF	Amount
Tier 1 Supply Rate		104.00	123.5	12,844.00
System Access Rate		204.00	123.5	25,194.00
Water Stewardship Rate		41.00	123.5	5,063.50
System Power Rate		127.00	123.5	15,684.50
Treatment Surcharge		217.00	123.5	26,799.50
Delta Supply Surcharge		51.00	123.5	6,298.50
Nov 2011, meter under 10% flow	Tier 1 Supply Rate	104.00	0.4	41.60
Nov 2011, meter under 10% flow	System Access Rate	204.00	0.4	81.60
Nov 2011, meter under 10% flow	Water Stewardship Rate	41.00	0.4	16.40
Nov 2011, meter under 10% flow	System Power Rate	127.00	0.4	50.80
Nov 2011, meter under 10% flow	Treatment Surcharge	217.00	0.4	86.80
Nov 2011, meter under 10% flow	Delta Supply Surcharge	51.00	0.4	20.40
Delivery Subtotal			123.9	92,181.60
SD-02 Total			123.9	92,181.60

Meter No. SD-03

Untreated Domestic	Constant	Previous Reading	Current Reading	Volume (Cu. Ft.)	Rate Desc.
Rainbow Cyn. Rd. e/o Frontage Rd.	1,000	88808233	89085077	276844000	Unbundled

--- DELIVERIES ---		Rate Per AF	Volume AF	Amount
Tier 1 Supply Rate		104.00	6,355.5	660,972.00
System Access Rate		204.00	6,355.5	1,296,522.00
Water Stewardship Rate		41.00	6,355.5	260,575.50
System Power Rate		127.00	6,355.5	807,148.50
Delta Supply Surcharge		51.00	6,355.5	324,130.50
Delivery Subtotal			6,355.5	3,349,348.50
SD-03 Total			6,355.5	3,349,348.50

Meter No. SD-05

Treated Domestic	Constant	Previous Reading	Current Reading	Volume (Cu. Ft.)	Rate Desc.
s/o Reche Rd. w/o Wilt Rd.	100	10383842	10427105	4326300	Unbundled

--- DELIVERIES ---		Rate Per AF	Volume AF	Amount
Tier 1 Supply Rate		104.00	99.3	10,327.20
System Access Rate		204.00	99.3	20,257.20
Water Stewardship Rate		41.00	99.3	4,071.30
System Power Rate		127.00	99.3	12,611.10
Treatment Surcharge		217.00	99.3	21,548.10
Delta Supply Surcharge		51.00	99.3	5,064.30
Delivery Subtotal			99.3	73,879.20
SD-05 Total			99.3	73,879.20

Meter No. SD-07

Treated Domestic	Constant	Previous Reading	Current Reading	Volume (Cu. Ft.)	Rate Desc.
e/o Wilt Rd. n/o Dos Ninos Ave.	1,000	117066902	117204537	137635000	Unbundled

--- DELIVERIES ---		Rate Per AF	Volume AF	Amount
Tier 1 Supply Rate		104.00	3,159.7	328,608.80
System Access Rate		204.00	3,159.7	644,578.80
Water Stewardship Rate		41.00	3,159.7	129,547.70

Agency Name	Invoice No.	Rev.	Bill Period	Page No.	Mailed On	Due On
San Diego County Water Authority	7200	0	November 2011	3 of 7	12-09-11	01-31-12

--- DELIVERIES ---

	Rate Per AF	Volume AF	Amount
System Power Rate	127.00	3,159.7	401,281.90
Treatment Surcharge	217.00	3,159.7	685,654.90
Delta Supply Surcharge	51.00	3,159.7	161,144.70
Nov 2011, meter under 10% flow Tier 1 Supply Rate	104.00	0.6	62.40
Nov 2011, meter under 10% flow System Access Rate	204.00	0.6	122.40
Nov 2011, meter under 10% flow Water Stewardship Rate	41.00	0.6	24.60
Nov 2011, meter under 10% flow System Power Rate	127.00	0.6	76.20
Nov 2011, meter under 10% flow Treatment Surcharge	217.00	0.6	130.20
Nov 2011, meter under 10% flow Delta Supply Surcharge	51.00	0.6	30.60
Delivery Subtotal		3,160.3	2,351,263.20

--- ADJUSTMENT ---

	Rate Per AF	Volume AF	Amount
Jan 2010 adj basic to agr voided (Ramona)	615.00	-12.1	-7,441.50
Jan 2010 adj basic to agr voided	701.00	12.1	8,482.10
Jan 2010 adj basic to agr (Ramona)	615.00	10.5	6,457.50
Jan 2010 adj basic to agr	701.00	-10.5	-7,360.50
Feb 2010 adj basic to agr voided (Ramona)	615.00	-11.0	-6,765.00
Feb 2010 adj basic to agr voided	701.00	11.0	7,711.00
Feb 2010 adj basic to agr (Ramona)	615.00	10.5	6,457.50
Feb 2010 adj basic to agr	701.00	-10.5	-7,360.50
Mar 2010 adj basic to agr voided (Ramona)	615.00	-14.9	-9,163.50
Mar 2010 adj basic to agr voided	701.00	14.9	10,444.90
Mar 2010 adj basic to agr (Ramona)	615.00	8.2	5,043.00
Mar 2010 adj basic to agr	701.00	-8.2	-5,748.20
Apr 2010 adj basic to agr voided (Ramona)	615.00	-42.1	-25,891.50
Apr 2010 adj basic to agr voided	701.00	42.1	29,512.10
Apr 2010 adj basic to agr	701.00	-40.3	-28,250.30
Apr 2010 adj basic to agr (Ramona)	615.00	40.3	24,784.50
May 2010 adj basic to agr voided (Ramona)	615.00	-99.3	-61,069.50
May 2010 adj basic to agr voided	701.00	99.3	69,609.30
May 2010 adj basic to agr (Ramona)	615.00	95.7	58,855.50
May 2010 adj basic to agr	701.00	-95.7	-67,085.70
Jun 2010 adj basic to agr voided (Ramona)	615.00	-194.8	-119,802.00
Jun 2010 adj basic to agr voided	701.00	194.8	136,554.80
Jun 2010 adj basic to agr (Ramona)	615.00	189.1	116,296.50
Jun 2010 adj basic to agr	701.00	-189.1	-132,559.10
Jul 2010 adj basic to agr voided (Ramona)	615.00	-215.8	-132,717.00
Jul 2010 adj basic to agr voided	701.00	215.8	151,275.80
Jul 2010 adj basic to agr (Ramona)	615.00	210.0	129,150.00
Jul 2010 adj basic to agr	701.00	-210.0	-147,210.00
Aug 2010 adj basic to agr voided (Ramona)	615.00	-240.5	-147,907.50
Aug 2010 adj basic to agr voided	701.00	240.5	168,590.50
Aug 2010 adj basic to agr (Ramona)	615.00	232.4	142,926.00
Aug 2010 adj basic to agr	701.00	-232.4	-162,912.40
Sep 2011 adj basic to agr (Vista)	687.00	2.6	1,786.20
Sep 2011 adj basic to agr	744.00	-2.6	-1,934.40
Oct 2011 adj basic to agr (Olivenhain)	687.00	0.8	549.60
Oct 2011 adj basic to agr	744.00	-0.8	-595.20
Oct 2011 adj basic to agr (City of San Diego)	687.00	0.4	274.80
Oct 2011 adj basic to agr	744.00	-0.4	-297.60
Oct 2011 adj basic to agr (Padre Dam)	687.00	73.1	50,219.70
Oct 2011 adj basic to agr	744.00	-73.1	-54,386.40
Oct 2011 adj basic to agr (Yuima)	687.00	115.7	79,485.90
Oct 2011 adj basic to agr	744.00	-115.7	-86,080.80
Oct 2011 adj basic to agr (Fallbrook)	687.00	180.2	123,797.40
Oct 2011 adj basic to agr	744.00	-180.2	-134,068.80
Oct 2011 adj basic to agr (Ramona)	687.00	140.9	96,798.30
Oct 2011 adj basic to agr	744.00	-140.9	-104,829.60
Oct 2011 adj basic to agr (Rainbow)	687.00	290.6	199,642.20
Oct 2011 adj basic to agr	744.00	-290.6	-216,206.40
Oct 2011 adj basic to agr (Valley Center)	687.00	836.6	574,744.20
Oct 2011 adj basic to agr	744.00	-836.6	-622,430.40
Nov 2011 adj basic to agr (Vallecitos)	687.00	29.0	19,923.00
Nov 2011 adj basic to agr	744.00	-29.0	-21,578.00
Nov 2011 adj basic to agr (Rainbow)	687.00	124.9	85,806.30
Nov 2011 adj basic to agr	744.00	-124.9	-92,925.60

Agency Name	Invoice No.	Rev.	Bill Period	Page No.	Mailed On	Due On
San Diego County Water Authority	7200	0	November 2011	4 of 7	12-09-11	01-31-12

Adjustment Subtotal 0.0 -99,396.80

SD-07 Total 3,160.3 2,251,866.40

Meter No SD-08

Treated Domestic	Constant	Previous Reading	Current Reading	Volume (Cu. Ft.)	Rate Desc.
n/o Red Mtn. n/o Mission Rd.	100	39254703	39384239	12953600	Unbundled

--- DELIVERIES ---		Rate Per AF	Volume AF	Amount
Tier 1 Supply Rate		104.00	297.4	30,929.60
System Access Rate		204.00	297.4	60,669.60
Water Stewardship Rate		41.00	297.4	12,193.40
System Power Rate		127.00	297.4	37,769.80
Treatment Surcharge		217.00	297.4	64,535.80
Delta Supply Surcharge		51.00	297.4	15,167.40
Nov 2011, meter under 10% flow	Tier 1 Supply Rate	104.00	0.2	20.80
Nov 2011, meter under 10% flow	System Access Rate	204.00	0.2	40.80
Nov 2011, meter under 10% flow	Water Stewardship Rate	41.00	0.2	8.20
Nov 2011, meter under 10% flow	System Power Rate	127.00	0.2	25.40
Nov 2011, meter under 10% flow	Treatment Surcharge	217.00	0.2	43.40
Nov 2011, meter under 10% flow	Delta Supply Surcharge	51.00	0.2	10.20
Delivery Subtotal			297.6	221,414.40

SD-08 Total 297.6 221,414.40

Meter No SD-09

Treated Domestic	Constant	Previous Reading	Current Reading	Volume (Cu. Ft.)	Rate Desc.
w/o Rainbow Glen. Rd. n/o Red Mtn.	100	8681084	8722707	4162300	Unbundled

--- DELIVERIES ---		Rate Per AF	Volume AF	Amount
Tier 1 Supply Rate		104.00	95.6	9,942.40
System Access Rate		204.00	95.6	19,502.40
Water Stewardship Rate		41.00	95.6	3,919.60
System Power Rate		127.00	95.6	12,141.20
Treatment Surcharge		217.00	95.6	20,745.20
Delta Supply Surcharge		51.00	95.6	4,875.60
Delivery Subtotal			95.6	71,126.40

SD-09 Total 95.6 71,126.40

Meter No SD-11

Untreated Domestic	Constant	Previous Reading	Current Reading	Volume (Cu. Ft.)	Rate Desc.
e/o Wilt Rd. n/o Dos Ninos Ave.	10,000	16778778	16850117	713390000	Unbundled

--- DELIVERIES ---		Rate Per AF	Volume AF	Amount
Tier 1 Supply Rate		104.00	16,377.2	1,703,228.80
System Access Rate		204.00	16,377.2	3,340,948.80
Water Stewardship Rate		41.00	16,377.2	671,465.20
System Power Rate		127.00	16,377.2	2,079,904.40
Delta Supply Surcharge		51.00	16,377.2	835,237.20
Delivery Subtotal			16,377.2	8,630,784.40

--- ADJUSTMENT ---		Rate Per AF	Volume AF	Amount
Jan 2010 adj basic to agr voided (Escondido)		416.00	-80.5	-33,488.00
Jan 2010 adj basic to agr voided		484.00	80.5	38,962.00
Jan 2010 adj basic to agr (Escondido)		416.00	46.9	19,510.40
Jan 2010 adj basic to agr		484.00	-46.9	-22,699.60
Jan 2010 adj basic to agr voided (Ramona)		416.00	-16.5	-6,864.00
Jan 2010 adj basic to agr voided		484.00	16.5	7,986.00
Jan 2010 adj basic to agr (Ramona)		416.00	14.4	5,990.40
Jan 2010 adj basic to agr		484.00	-14.4	-6,969.60

Agency Name	Invoice No.	Rev.	Bill Period	Page No.	Mailed On	Due On
San Diego County Water Authority	7200	0	November 2011	5 of 7	12-09-11	01-31-12

--- ADJUSTMENT ---

	Rate Per AF	Volume AF	Amount
Feb 2010 adj basic to agr voided (Ramona)	416.00	-16.7	-6,947.20
Feb 2010 adj basic to agr voided	484.00	16.7	8,082.80
Feb 2010 adj basic to agr (Ramona)	416.00	15.9	6,614.40
Feb 2010 adj basic to agr	484.00	-15.9	-7,695.60
Mar 2010 adj basic to agr voided (Ramona)	416.00	-13.6	-5,657.60
Mar 2010 adj basic to agr voided	484.00	13.6	6,582.40
Mar 2010 adj basic to agr (Ramona)	416.00	7.5	3,120.00
Mar 2010 adj basic to agr	484.00	-7.5	-3,630.00
Apr 2010 adj basic to agr voided (Ramona)	416.00	-37.0	-15,382.00
Apr 2010 adj basic to agr voided	484.00	37.0	17,908.00
Apr 2010 adj basic to agr (Ramona)	416.00	35.5	14,768.00
Apr 2010 adj basic to agr	484.00	-35.5	-17,182.00
Jun 2010 adj basic to agr voided (Poway)	416.00	-4.8	-1,996.80
Jun 2010 adj basic to agr voided	484.00	4.8	2,323.20
Jun 2010 adj basic to agr voided (Santa Fe Irrigation)	416.00	-4.3	-1,788.80
Jun 2010 adj basic to agr voided	484.00	4.3	2,081.20
Sep 2011 adj basic to agr (Vista)	482.00	0.2	96.40
Sep 2011 adj basic to agr	527.00	-0.2	-105.40
Oct 2011 adj basic to agr (Santa Fe Irrigation)	482.00	4.7	2,265.40
Oct 2011 adj basic to agr	527.00	-4.7	-2,476.90
Oct 2011 adj basic to agr (Olivenhain)	482.00	9.6	4,627.20
Oct 2011 adj basic to agr	527.00	-9.6	-5,059.20
Oct 2011 adj basic to agr (City of San Diego)	482.00	10.9	5,253.80
Oct 2011 adj basic to agr	527.00	-10.9	-5,744.30
Oct 2011 adj basic to agr (Escondido)	482.00	57.2	27,570.40
Oct 2011 adj basic to agr	527.00	-57.2	-30,144.40
Oct 2011 adj basic to agr (Ramona)	482.00	70.6	34,029.20
Oct 2011 adj basic to agr	527.00	-70.6	-37,206.20
Nov 2011 adj exch iid to sdcwa	527.00	-13,141.6	-6,925,623.20
Nov 2011 adj exch iid to sdcwa (San Diego CWA)	372.00		4,888,675.20
Adjustment Subtotal		-13,141.6	-2,040,224.40
SD-11 Total		3,235.6	6,590,560.00

Meter No SD-GRP1

Recovered	Constant	Previous Reading	Current Reading	Volume (Cu. Ft.)	Rate Desc
Recovered Greenbelt		N/A	N/A	N/A	Unbundled

--- ADJUSTMENT ---

	Rate Per AF	Volume AF	Amount
Nov 2011 grp	767.00	273.4	209,697.80
Nov 2011 grp	767.00		-209,697.80
Adjustment Subtotal		273.4	0.00
SD-GRP1 Total		273.4	0.00

Meter No SD-RCL1

Reclaimed	Constant	Previous Reading	Current Reading	Volume (Cu. Ft.)	Rate Desc
Reclaimed		N/A	N/A	N/A	Unbundled

--- ADJUSTMENT ---

	Rate Per AF	Volume AF	Amount
Oct 2011 lrp contribution	250.00	-46.7	-11,675.00
Adjustment Subtotal		-46.7	-11,675.00
SD-RCL1 Total		-46.7	-11,675.00

Meter No SD-RCL10

Reclaimed	Constant	Previous Reading	Current Reading	Volume (Cu. Ft.)	Rate Desc
Reclaimed		N/A	N/A	N/A	Unbundled

Agency Name	Invoice No.	Rev.	Bill Period	Page No.	Mailed On	Due On
San Diego County Water Authority	7200	0	November 2011	6 of 7	12-09-11	01-31-12

--- ADJUSTMENT ---

	Rate Per AF	Volume AF	Amount
Oct 2011 lrp contribution	250.00	677.2	-169,300.00
Adjustment Subtotal		677.2	-169,300.00
SD-RCL10 Total		677.2	-169,300.00

Meter No SD-RCL12

Reclaimed	Constant	Previous Reading	Current Reading	Volume (Cu. Ft.)	Rate Desc.
Reclaimed		N/A	N/A	N/A	Unbundled

--- ADJUSTMENT ---

	Rate Per AF	Volume AF	Amount
Nov 2011 lrp contribution	250.00	79.5	-19,875.00
Adjustment Subtotal		79.5	-19,875.00
SD-RCL12 Total		79.5	-19,875.00

Meter No SD-RCL13

Reclaimed	Constant	Previous Reading	Current Reading	Volume (Cu. Ft.)	Rate Desc.
Reclaimed		N/A	N/A	N/A	Unbundled

--- ADJUSTMENT ---

	Rate Per AF	Volume AF	Amount
Nov 2011 contribution	250.00	35.8	-8,950.00
Adjustment Subtotal		35.8	-8,950.00
SD-RCL13 Total		35.8	-8,950.00

Meter No SD-RCL15

Reclaimed	Constant	Previous Reading	Current Reading	Volume (Cu. Ft.)	Rate Desc.
Reclaimed		N/A	N/A	N/A	Unbundled

--- ADJUSTMENT ---

	Rate Per AF	Volume AF	Amount
Oct 2011 contribution	150.00	185.8	-27,870.00
Adjustment Subtotal		185.8	-27,870.00
SD-RCL15 Total		185.8	-27,870.00

Meter No SD-RCL6

Reclaimed	Constant	Previous Reading	Current Reading	Volume (Cu. Ft.)	Rate Desc.
Reclaimed		N/A	N/A	N/A	Unbundled

--- ADJUSTMENT ---

	Rate Per AF	Volume AF	Amount
Oct 2011 lrp contribution	185.00	404.6	-74,851.00
Nov 2011 lrp contribution	185.00	264.8	-48,988.00
Adjustment Subtotal		669.4	-123,839.00
SD-RCL6 Total		669.4	-123,839.00

Meter No SD-RCL8

Reclaimed	Constant	Previous Reading	Current Reading	Volume (Cu. Ft.)	Rate Desc.
Reclaimed		N/A	N/A	N/A	Unbundled

--- ADJUSTMENT ---

	Rate Per AF	Volume AF	Amount
Oct 2011 lrp contribution	100.00	376.6	-37,660.00

Agency Name	Invoice No.	Rev.	Bill Period	Page No.	Mailed On	Due On
San Diego County Water Authority	7200	0	November 2011	7 of 7	12-09-11	01-31-12

Adjustment Subtotal	376.6	-37,660.00
----------------------------	-------	------------

SD-RCL8 Total	376.6	-37,660.00
----------------------	-------	------------

Meter No SD-RCL9

Reclaimed	Constant	Previous Reading	Current Reading	Volume (Cu. Ft.)	Rate Desc.
		N/A	N/A	N/A	Unbundled

--- ADJUSTMENT ---

	Rate Per AF	Volume AF	Amount
Nov 2011 lppre	113.00	3.0	339.00
Nov 2011 lppre	267.00		-801.00

Adjustment Subtotal	3.0	-462.00
----------------------------	-----	---------

SD-RCL9 Total	3.0	-462.00
----------------------	-----	---------

Meter No SDTJ-01A

Treated Domestic	Constant	Previous Reading	Current Reading	Volume (Cu. Ft.)	Rate Desc.
San Diego-Tijuana	133.68	3393516	3393516	0	Unbundled

--- DELIVERIES ---

	Rate Per AF	Volume AF	Amount
Delivery Subtotal		0.0	0.00


SDTJ-01A Total	0.0	0.00
-----------------------	-----	------

--- OTHER CHARGES AND CREDITS ---

	Amount
Conservation Ag # 78189	1,656.08

VOLUME TOTAL	INVOICE TOTAL
17,967.4	\$13,928,038.38

This invoice was printed on 12/7/2011 at 1:30:18PM



MWD
 METROPOLITAN WATER DISTRICT OF SOUTHERN CALIFORNIA
 700 North Alameda Street
 Los Angeles, CA, 90012-2944

INVOICE

Billed To:
 San Diego County Water Authority



Service Address
 4677 Overland Avenue
 San Diego, CA 92123-1233

December 2011	Page No. 1 of 1
Mailed: 01/10/2012	Due Date: 02/29/2012
Invoice Number: 7228	Revision: 0

NOTICE

The MWD Administrative Code Section 4507 and 4508 require that payment must be made in "Good Funds" by the due date or the payment will be considered delinquent and an additional charge shall be assessed.

DELIVERIES	Volume (AF)
Total Water Treated Delivered	9,297.8
Total Water Untreated Delivered	16,337.0

SALES	Type	Volume (AF)	Rate (\$ /AF)	Total (\$)
Full Service	Tier 1 Supply Rate	9,269.2	\$104.00	\$963,996.80
	System Access Rate	9,269.2	\$204.00	\$1,890,916.80
	Water Stewardship Rate	9,269.2	\$41.00	\$380,037.20
	System Power Rate	9,269.2	\$127.00	\$1,177,188.40
	Delta Supply Surcharge	9,269.2	\$51.00	\$472,729.20
	Treatment Surcharge	8,431.1	\$217.00	\$1,829,548.70
IAWP	Treated	943.1		\$647,909.70
	Untreated	92.2		\$44,440.40
SUBTOTAL				\$7,406,767.20

WATER MANAGEMENT	Volume (AF)	Total (\$)
Local Resource Programs	1,127.4	(\$164,980.00)
SUBTOTAL		(\$164,980.00)

EXCHANGES, WHEELING, AND OTHER DELIVERIES	Volume (AF)	Total (\$)
IID San Diego Exchange UnTreated	15,406.7	\$5,731,292.40
SUBTOTAL		\$5,731,292.40

OTHER CHARGES AND CREDITS	Rate (\$ /AF)	Total (\$)
Conservation Debit/Credit		\$1,484.96
SUBTOTAL		\$1,484.96

ADDITIONAL INFORMATION	Volume (AF)	Tier1 %	Peak Day	Flow (CFS)
Purchase Order Commitment (Jan 2003 to Dec 2012)	3,342,570.6			
Purchase Order Firm Delivery To Date (Jan 2003 to Dec 2012)	3,778,751.3			
Tier 1 Annual Limit (For Current Calendar Year)	547,239.0			
Tier 1 YTD Deliveries (For Current Calendar Year)	207,866.0	38.0		
Tier 1 Current Month Deliveries	9,269.2			
Capacity Charge			8/21/2007	1,278.4

INVOICE TOTAL	Volume AF 11,431.9	Amount Now Due \$12,974,564.56
----------------------	------------------------------	--

Note: Amount Due is based on highlighted fields.



MWD
 METROPOLITAN WATER DISTRICT OF SOUTHERN CALIFORNIA
 700 North Alameda Street
 Los Angeles, CA, 90012-2944

INVOICE DETAIL

NOTICE

The MWD Administrative Code Section 4507 and 4508 require that payment must be made in "Good Funds" by the due date or the payment will be considered delinquent and an additional charge shall be assessed.

IN ACCORDANCE WITH READINGS AND BILLING DATA LISTED BELOW

Agency Name	Invoice No.	Rev.	Bill Period	Page No.	Mailed On	Due On
San Diego County Water Authority	7228	0	December 2011	1 of 6	01-10-12	02-29-12

Meter No CM-10

Treated	Constant	Previous Reading	Current Reading	Volume (Cu. Ft.)	Rate Desc.
Treated Domestic		0	0	0	Unbundled

--- ADJUSTMENT ---

	Rate Per AF	Volume AF	Amount
Dec 2011 adj oc to sd transfer	744.00	76.4	56,841.60
Adjustment Subtotal		76.4	56,841.60
CM-10 Total		76.4	56,841.60

Meter No SD-01A

Treated Domestic	Constant	Previous Reading	Current Reading	Volume (Cu. Ft.)	Rate Desc.
Rainbow Cyn. Rd. e/o Frontage Rd.	1,000	26783704	26848133	64429000	Unbundled

--- DELIVERIES ---

	Rate Per AF	Volume AF	Amount
Tier 1 Supply Rate	104.00	1,479.1	153,826.40
System Access Rate	204.00	1,479.1	301,736.40
Water Stewardship Rate	41.00	1,479.1	60,643.10
System Power Rate	127.00	1,479.1	187,845.70
Treatment Surcharge	217.00	1,479.1	320,964.70
Delta Supply Surcharge	51.00	1,479.1	75,434.10
Delivery Subtotal		1,479.1	1,100,450.40
SD-01A Total		1,479.1	1,100,450.40

Meter No SD-01B

Treated Domestic	Constant	Previous Reading	Current Reading	Volume (Cu. Ft.)	Rate Desc.
Rainbow Cyn. Rd. e/o Frontage Rd.	1,000	26282890	26346596	63706000	Unbundled

--- DELIVERIES ---

	Rate Per AF	Volume AF	Amount
Tier 1 Supply Rate	104.00	1,462.5	152,100.00
System Access Rate	204.00	1,462.5	298,350.00
Water Stewardship Rate	41.00	1,462.5	59,962.50
System Power Rate	127.00	1,462.5	185,737.50
Treatment Surcharge	217.00	1,462.5	317,362.50
Delta Supply Surcharge	51.00	1,462.5	74,587.50
Delivery Subtotal		1,462.5	1,088,100.00
SD-01B Total		1,462.5	1,088,100.00

Agency Name	Invoice No.	Rev.	Bill Period	Page No.	Mailed On	Due On
San Diego County Water Authority	7228	0	December 2011	2 of 6	01-10-12	02-29-12

Meter No SD-02

Treated Domestic	Constant	Previous Reading	Current Reading	Volume (Cu. Ft.)	Rate Desc.
w/o Rainbow Glen Rd.	100	26937603	27017245	7964200	Unbundled

--- DELIVERIES ---	Rate Per AF	Volume AF	Amount
Tier 1 Supply Rate	104.00	182.8	19,011.20
System Access Rate	204.00	182.8	37,291.20
Water Stewardship Rate	41.00	182.8	7,494.80
System Power Rate	127.00	182.8	23,215.60
Treatment Surcharge	217.00	182.8	39,667.60
Delta Supply Surcharge	51.00	182.8	9,322.80
Delivery Subtotal		182.8	136,003.20
SD-02 Total		182.8	136,003.20

Meter No SD-03

Untreated Domestic	Constant	Previous Reading	Current Reading	Volume (Cu. Ft.)	Rate Desc.
Rainbow Cyn. Rd. e/o Frontage Rd.	1,000	89085077	89267867	182790000	Unbundled

--- DELIVERIES ---	Rate Per AF	Volume AF	Amount
Tier 1 Supply Rate	104.00	4,196.3	436,415.20
System Access Rate	204.00	4,196.3	856,045.20
Water Stewardship Rate	41.00	4,196.3	172,048.30
System Power Rate	127.00	4,196.3	532,930.10
Delta Supply Surcharge	51.00	4,196.3	214,011.30
Delivery Subtotal		4,196.3	2,211,450.10

--- ADJUSTMENT ---	Rate Per AF	Volume AF	Amount
Dec 2011 adj exch iid to sdcwa[13141.7+2265 addl c.canal wtr,sd-03,sd-11]	527.00	-3,266.0	-1,721,182.00
Dec 2011 adj exch iid to sdcwa[13141.7+2265 addl c.canal wtr,sd-03,sd-11] (San Diego CWA)	372.00		1,214,952.00
Adjustment Subtotal		-3,266.0	-506,230.00
SD-03 Total		930.3	1,705,220.10

Meter No SD-05

Treated Domestic	Constant	Previous Reading	Current Reading	Volume (Cu. Ft.)	Rate Desc.
s/o Reche Rd. w/o Wilt Rd.	100	10427105	10477500	5039500	Unbundled

--- DELIVERIES ---	Rate Per AF	Volume AF	Amount
Tier 1 Supply Rate	104.00	115.7	12,032.80
System Access Rate	204.00	115.7	23,602.80
Water Stewardship Rate	41.00	115.7	4,743.70
System Power Rate	127.00	115.7	14,693.90
Treatment Surcharge	217.00	115.7	25,106.90
Delta Supply Surcharge	51.00	115.7	5,900.70
Delivery Subtotal		115.7	86,080.80
SD-05 Total		115.7	86,080.80

Meter No SD-07

Treated Domestic	Constant	Previous Reading	Current Reading	Volume (Cu. Ft.)	Rate Desc.
e/o Wilt Rd. n/o Dos Ninos Ave.	1,000	117204537	117449686	245149000	Unbundled

--- DELIVERIES ---	Rate Per AF	Volume AF	Amount
Tier 1 Supply Rate	104.00	5,627.8	585,291.20
System Access Rate	204.00	5,627.8	1,148,071.20
Water Stewardship Rate	41.00	5,627.8	230,739.80
System Power Rate	127.00	5,627.8	714,730.60

Agency Name	Invoice No.	Rev.	Bill Period	Page No.	Mailed On	Due On
San Diego County Water Authority	7228	0	December 2011	3 of 6	01-10-12	02-29-12

--- DELIVERIES ---

	Rate Per AF	Volume AF	Amount
Treatment Surcharge	217.00	5,627.8	1,221,232.60
Delta Supply Surcharge	51.00	5,627.8	287,017.80
Dec 2011, meter under 10% flow Tier 1 Supply Rate	104.00	0.2	20.80
Dec 2011, meter under 10% flow System Access Rate	204.00	0.2	40.80
Dec 2011, meter under 10% flow Water Stewardship Rate	41.00	0.2	8.20
Dec 2011, meter under 10% flow System Power Rate	127.00	0.2	25.40
Dec 2011, meter under 10% flow Treatment Surcharge	217.00	0.2	43.40
Dec 2011, meter under 10% flow Delta Supply Surcharge	51.00	0.2	10.20
Delivery Subtotal		5,628.0	4,187,232.00

--- ADJUSTMENT ---

	Rate Per AF	Volume AF	Amount
Aug 2011 adj basic to agr (Yuima)	687.00	305.1	209,603.70
Aug 2011 adj basic to agr	744.00	-305.1	-226,994.40
Oct 2011 adj basic to agr (Vista)	687.00	0.6	412.20
Oct 2011 adj basic to agr	744.00	-0.6	-446.40
Nov 2011 adj basic to agr (Yuima)	687.00	2.1	1,442.70
Nov 2011 adj basic to agr	744.00	-2.1	-1,562.40
Nov 2011 adj basic to agr (Olivenhain)	687.00	0.1	68.70
Nov 2011 adj basic to agr	744.00	-0.1	-74.40
Nov 2011 adj basic to agr (City of San Diego)	687.00	1.0	687.00
Nov 2011 adj basic to agr	744.00	-1.0	-744.00
Nov 2011 adj basic to agr (Padre Dam)	687.00	16.5	11,335.50
Nov 2011 adj basic to agr	744.00	-16.5	-12,276.00
Nov 2011 adj basic to agr (Ramona)	687.00	67.8	46,578.60
Nov 2011 adj basic to agr	744.00	-67.8	-50,443.20
Nov 2011 adj basic to agr (Fallbrook)	687.00	84.6	58,120.20
Nov 2011 adj basic to agr	744.00	-84.6	-62,942.40
Nov 2011 adj basic to agr (Valley Center)	687.00	309.4	212,557.80
Nov 2011 adj basic to agr	744.00	-309.4	-230,193.60
Dec 2011 adj basic to agr (Vallecitos)	687.00	24.2	16,625.40
Dec 2011 adj basic to agr	744.00	-24.2	-18,004.80
Dec 2011 adj basic to agr (Rainbow)	687.00	131.7	90,477.90
Dec 2011 adj basic to agr	744.00	-131.7	-97,984.80
Adjustment Subtotal		0.0	-53,756.70

SD-07 Total	5,628.0	4,133,475.30
--------------------	----------------	---------------------

Meter No SD-08

Treated Domestic	Constant	Previous Reading	Current Reading	Volume (Cu. Ft.)	Rate Desc.
n/o Red Mtn. n/o Mission Rd.	100	39384239	39526158	14191900	Unbundled

--- DELIVERIES ---

	Rate Per AF	Volume AF	Amount
Tier 1 Supply Rate	104.00	325.8	33,883.20
System Access Rate	204.00	325.8	66,463.20
Water Stewardship Rate	41.00	325.8	13,357.80
System Power Rate	127.00	325.8	41,376.60
Treatment Surcharge	217.00	325.8	70,698.60
Delta Supply Surcharge	51.00	325.8	16,615.80
Dec 2011, meter under 10% flow Tier 1 Supply Rate	104.00	0.4	41.60
Dec 2011, meter under 10% flow System Access Rate	204.00	0.4	81.60
Dec 2011, meter under 10% flow Water Stewardship Rate	41.00	0.4	16.40
Dec 2011, meter under 10% flow System Power Rate	127.00	0.4	50.80
Dec 2011, meter under 10% flow Treatment Surcharge	217.00	0.4	86.80
Dec 2011, meter under 10% flow Delta Supply Surcharge	51.00	0.4	20.40
Delivery Subtotal		326.2	242,692.80

SD-08 Total	326.2	242,692.80
--------------------	--------------	-------------------

Meter No SD-09

Treated Domestic	Constant	Previous Reading	Current Reading	Volume (Cu. Ft.)	Rate Desc.
w/o Rainbow Glen. Rd. n/o Red Mtn.	100	8722707	8767791	4508400	Unbundled

Agency Name	Invoice No.	Rev.	Bill Period	Page No.	Mailed On	Due On
San Diego County Water Authority	7228	0	December 2011	4 of 6	01-10-12	02-29-12

--- DELIVERIES ---

	Rate Per AF	Volume AF	Amount
Tier 1 Supply Rate	104.00	103.5	10,764.00
System Access Rate	204.00	103.5	21,114.00
Water Stewardship Rate	41.00	103.5	4,243.50
System Power Rate	127.00	103.5	13,144.50
Treatment Surcharge	217.00	103.5	22,459.50
Delta Supply Surcharge	51.00	103.5	5,278.50
Delivery Subtotal		103.5	77,004.00
SD-09 Total		103.5	77,004.00

Meter No SD-11

Untreated Domestic	Constant	Previous Reading	Current Reading	Volume (Cu. Ft.)	Rate Desc.
e/o Wilt Rd. n/o Dos Ninos Ave.	10,000	16850117	16903002	528850000	Unbundled

--- DELIVERIES ---

	Rate Per AF	Volume AF	Amount
Tier 1 Supply Rate	104.00	12,140.7	1,262,632.80
System Access Rate	204.00	12,140.7	2,476,702.80
Water Stewardship Rate	41.00	12,140.7	497,768.70
System Power Rate	127.00	12,140.7	1,541,868.90
Delta Supply Surcharge	51.00	12,140.7	619,175.70
Delivery Subtotal		12,140.7	6,398,148.90

--- ADJUSTMENT ---

	Rate Per AF	Volume AF	Amount
Sep 2011 adj basic to agr (Poway)	482.00	3.8	1,831.60
Sep 2011 adj basic to agr	527.00	-3.8	-2,002.60
Oct 2011 adj basic to agr (Poway)	482.00	1.1	530.20
Oct 2011 adj basic to agr	527.00	-1.1	-579.70
Oct 2011 adj basic to agr (Vista)	482.00	4.1	1,976.20
Oct 2011 adj basic to agr	527.00	-4.1	-2,160.70
Nov 2011 adj basic to agr (Santa Fe Irrigation)	482.00	1.8	867.60
Nov 2011 adj basic to agr	527.00	-1.8	-948.60
Nov 2011 adj basic to agr (Olivenhain)	482.00	6.2	2,988.40
Nov 2011 adj basic to agr	527.00	-6.2	-3,267.40
Nov 2011 adj basic to agr (City of San Diego)	482.00	6.2	2,988.40
Nov 2011 adj basic to agr	527.00	-6.2	-3,267.40
Nov 2011 adj basic to agr (Escondido)	482.00	55.2	26,606.40
Nov 2011 adj basic to agr	527.00	-55.2	-29,090.40
Nov 2011 adj basic to agr (Ramona)	482.00	13.8	6,651.60
Nov 2011 adj basic to agr	527.00	-13.8	-7,272.60
Dec 2011 adj exch iid to sdcwa[13141.7+2265 addl c.canal wtr,sd-03,sd-11]	527.00	-12,140.7	-6,398,148.90
Dec 2011 adj exch iid to sdcwa[13141.7+2265 addl c.canal wtr,sd-03,sd-11] (San Diego CWA)	372.00		4,516,340.40
Adjustment Subtotal		-12,140.7	-1,885,957.50
SD-11 Total		0.0	4,512,191.40

Meter No SD-GRP1

Recovered	Constant	Previous Reading	Current Reading	Volume (Cu. Ft.)	Rate Desc.
Recovered Greenbelt		N/A	N/A	N/A	Unbundled

--- ADJUSTMENT ---

	Rate Per AF	Volume AF	Amount
Dec 2011 grp	767.00	278.4	213,532.80
Dec 2011 grp	767.00		-213,532.80
Adjustment Subtotal		278.4	0.00
SD-GRP1 Total		278.4	0.00

Agency Name	Invoice No.	Rev.	Bill Period	Page No.	Mailed On	Due On
San Diego County Water Authority	7228	0	December 2011	5 of 6	01-10-12	02-29-12

Meter No SD-RCL1

Reclaimed	Constant	Previous Reading	Current Reading	Volume (Cu. Ft.)	Rate Desc.
Reclaimed		N/A	N/A	N/A	Unbundled

--- ADJUSTMENT ---			Rate Per AF	Volume AF	Amount
Nov 2011 Irp contribution			250.00	24.1	-6,025.00
Adjustment Subtotal				24.1	-6,025.00
SD-RCL1 Total				24.1	-6,025.00

Meter No SD-RCL10

Reclaimed	Constant	Previous Reading	Current Reading	Volume (Cu. Ft.)	Rate Desc.
Reclaimed		N/A	N/A	N/A	Unbundled

--- ADJUSTMENT ---			Rate Per AF	Volume AF	Amount
Nov 2011 Irp contribution			250.00	395.8	-98,950.00
Adjustment Subtotal				395.8	-98,950.00
SD-RCL10 Total				395.8	-98,950.00

Meter No SD-RCL12

Reclaimed	Constant	Previous Reading	Current Reading	Volume (Cu. Ft.)	Rate Desc.
Reclaimed		N/A	N/A	N/A	Unbundled

--- ADJUSTMENT ---			Rate Per AF	Volume AF	Amount
Dec 2011 Irp contribution			250.00	37.9	-9,475.00
Adjustment Subtotal				37.9	-9,475.00
SD-RCL12 Total				37.9	-9,475.00

Meter No SD-RCL13

Reclaimed	Constant	Previous Reading	Current Reading	Volume (Cu. Ft.)	Rate Desc.
Reclaimed		N/A	N/A	N/A	Unbundled

--- ADJUSTMENT ---			Rate Per AF	Volume AF	Amount
Dec 2011 contribution			250.00	41.0	-10,250.00
Adjustment Subtotal				41.0	-10,250.00
SD-RCL13 Total				41.0	-10,250.00

Meter No SD-RCL15

Reclaimed	Constant	Previous Reading	Current Reading	Volume (Cu. Ft.)	Rate Desc.
Reclaimed		N/A	N/A	N/A	Unbundled

--- ADJUSTMENT ---			Rate Per AF	Volume AF	Amount
Nov 2011 contribution			150.00	105.2	-15,780.00
Adjustment Subtotal				105.2	-15,780.00
SD-RCL15 Total				105.2	-15,780.00

Meter No SD-RCL8

Reclaimed	Constant	Previous Reading	Current Reading	Volume (Cu. Ft.)	Rate Desc.
Reclaimed		N/A	N/A	N/A	Unbundled

Agency Name	Invoice No.	Rev.	Bill Period	Page No.	Mailed On	Due On
San Diego County Water Authority	7228	0	December 2011	6 of 6	01-10-12	02-29-12

--- ADJUSTMENT ---

	Rate Per AF	Volume AF	Amount
Nov 2011 lrp contribution	100.00	245.0	-24,500.00
Adjustment Subtotal		245.0	-24,500.00
SD-RCL8 Total		245.0	-24,500.00

Meter No SDTJ-01A

Treated Domestic	Constant	Previous Reading	Current Reading	Volume (Cu. Ft.)	Rate Desc.
San Diego-Tijuana	133.68	3393516	3393516	0	Unbundled

--- DELIVERIES ---


	Rate Per AF	Volume AF	Amount
Delivery Subtotal		0.0	0.00
SDTJ-01A Total		0.0	0.00

--- OTHER CHARGES AND CREDITS ---

Conservation Ag # 78189 1,484.96

VOLUME TOTAL	INVOICE TOTAL
11,431.9	\$12,974,564.56

This invoice was printed on 1/10/2012 at 11:53:07AM

**MWD**

METROPOLITAN WATER DISTRICT OF SOUTHERN CALIFORNIA

700 North Alameda Street

Los Angeles, CA, 90012-2944

INVOICE**Billed To:**

San Diego County Water Authority

January 2012

Page No. 1 of 1

Mailed: 02/10/2012

Due Date: 03/29/2012

Invoice Number: 7256

Revision: 0

**Service Address**4677 Overland Ave.
San Diego, CA 92123-1233**NOTICE**

The MWD Administrative Code Section 4507 and 4508 require that payment must be made in "Good Funds" by the due date or the payment will be considered delinquent and an additional charge shall be assessed.

DELIVERIES

	Volume (AF)
Total Water Treated Delivered	6,800.7
Total Water Untreated Delivered	19,457.4

SALES

	Type	Volume (AF)	Rate (\$ /AF)	Total (\$)
Full Service	Tier 1 Supply Rate	12,324.6	\$106.00	\$1,306,407.60
	System Access Rate	12,324.6	\$217.00	\$2,674,438.20
	Water Stewardship Rate	12,324.6	\$43.00	\$529,957.80
	System Power Rate	12,324.6	\$136.00	\$1,676,145.60
	Delta Supply Surcharge	12,324.6	\$58.00	\$714,826.80
	Treatment Surcharge	6,842.2	\$234.00	\$1,601,074.80
Adjust Full Service Prior Rates				
Certification(s) for 201101 to 201112 for Domestic	Treated	-298.8	\$744.00	(\$222,307.20)
	Untreated	-30.0	\$527.00	(\$15,810.00)
IAWP	Treated	319.1		\$220,805.10
	Untreated	30.0		\$14,460.00
SUBTOTAL				\$8,499,998.70

WATER MANAGEMENT

	Volume (AF)	Total (\$)
Local Resource Programs	834.9	(\$133,536.50)
SUBTOTAL		(\$133,536.50)

EXCHANGES, WHEELING, AND OTHER DELIVERIES

IID San Diego Exchange UnTreated	13,975.0	\$5,534,100.00
		\$5,534,100.00

OTHER CHARGES AND CREDITS

	Rate (\$ /AF)	
Conservation Debit/Credit	\$3,755.61	
SUBTOTAL		\$3,755.61

ADDITIONAL INFORMATION

	Volume (AF)	Tier1 %	Peak Day	Flow (CFS)
Purchase Order Commitment (Jan 2003 to Dec 2012)	3,342,570.6			
Purchase Order Firm Delivery To Date (Jan 2003 to Dec 2012)	3,790,747.1			
Tier 1 Annual Limit (For Current Calendar Year)	547,239.0			
Tier 1 YTD Deliveries (For Current Calendar Year)	12,324.6	2.3		
Tier 1 Current Month Deliveries	12,324.6			
Capacity Charge			8/27/2009	1,055.3

INVOICE TOTAL

Volume AF

13,179.8

Amount Now Due

\$13,904,317.81

Note: Amount Due is based on highlighted fields

MWD2010-00275493



MWD

METROPOLITAN WATER DISTRICT OF SOUTHERN CALIFORNIA

700 North Alameda Street
Los Angeles, CA, 90012-2944

INVOICE DETAIL

NOTICE
The MWD Administrative Code Section 4507 and 4508 require that payment must be made in "Good Funds" by the due date or the payment will be considered delinquent and an additional charge shall be assessed.

IN ACCORDANCE WITH READINGS AND BILLING DATA LISTED BELOW

Table with 7 columns: Agency Name, Invoice No., Rev., Bill Period, Page No., Mailed On, Due On. Row 1: San Diego County Water Authority, 7256, 0, January 2012, 1 of 6, 02-10-12, 03-29-12

Meter No CM-10

Table with 6 columns: Treated, Constant, Previous Reading, Current Reading, Volume (Cu. Ft.), Rate Desc. Row 1: Treated Domestic, 0, 0, 0, Unbundled

--- ADJUSTMENT ---

Table with 4 columns: Description, Rate Per AF, Volume AF, Amount. Row 1: Jan 2012 adj oc to sd transfer, 794.00, 61.8, 49,069.20. Row 2: Adjustment Subtotal, 61.8, 49,069.20. Row 3: CM-10 Total, 61.8, 49,069.20

Meter No SD-01A

Table with 6 columns: Treated Domestic, Constant, Previous Reading, Current Reading, Volume (Cu. Ft.), Rate Desc. Row 1: Rainbow Cyn. Rd. e/o Frontage Rd., 1,000, 26848133, 26913907, 65774000, Unbundled

--- DELIVERIES ---

Table with 4 columns: Description, Rate Per AF, Volume AF, Amount. Lists various rates like Tier 1 Supply Rate, System Access Rate, etc. Row 1: Tier 1 Supply Rate, 106.00, 1,510.0, 160,060.00. Row 2: Delivery Subtotal, 1,510.5, 1,199,337.00. Row 3: SD-01A Total, 1,510.5, 1,199,337.00

Meter No SD-01B

Table with 6 columns: Treated Domestic, Constant, Previous Reading, Current Reading, Volume (Cu. Ft.), Rate Desc. Row 1: Rainbow Cyn. Rd. e/o Frontage Rd., 1,000, 26346596, 26401231, 54635000, Unbundled

--- DELIVERIES ---

Table with 4 columns: Description, Rate Per AF, Volume AF, Amount. Lists various rates like Tier 1 Supply Rate, System Access Rate, etc. Row 1: Tier 1 Supply Rate, 106.00, 1,254.2, 132,945.20. Row 2: Delivery Subtotal, 1,254.2, 995,834.80

Agency Name	Invoice No.	Rev.	Bill Period	Page No.	Mailed On	Due On
San Diego County Water Authority	7256	0	January 2012	2 of 6	02-10-12	03-29-12

SD-01B Total 1,254.2 995,834.80

Meter No. SD-02

Treated Domestic	Constant	Previous Reading	Current Reading	Volume (Cu. Ft.)	Rate Desc.
w/o Rainbow Glen Rd.	100	27017245	27115871	9862600	Unbundled

--- DELIVERIES ---

	Rate Per AF	Volume AF	Amount
Tier 1 Supply Rate	106.00	226.4	23,998.40
System Access Rate	217.00	226.4	49,128.80
Water Stewardship Rate	43.00	226.4	9,735.20
System Power Rate	136.00	226.4	30,790.40
Treatment Surcharge	234.00	226.4	52,977.60
Delta Supply Surcharge	58.00	226.4	13,131.20
Jan 2012, meter under 10% flow Tier 1 Supply Rate	106.00	0.4	42.40
Jan 2012, meter under 10% flow System Access Rate	217.00	0.4	86.80
Jan 2012, meter under 10% flow Water Stewardship Rate	43.00	0.4	17.20
Jan 2012, meter under 10% flow System Power Rate	136.00	0.4	54.40
Jan 2012, meter under 10% flow Treatment Surcharge	234.00	0.4	93.60
Jan 2012, meter under 10% flow Delta Supply Surcharge	58.00	0.4	23.20
Delivery Subtotal		226.8	180,079.20

SD-02 Total 226.8 180,079.20

Meter No. SD-03

Untreated Domestic	Constant	Previous Reading	Current Reading	Volume (Cu. Ft.)	Rate Desc.
Rainbow Cyn. Rd. e/o Frontage Rd.	1,000	89267867	89413001	145134000	Unbundled

--- DELIVERIES ---

	Rate Per AF	Volume AF	Amount
Tier 1 Supply Rate	106.00	3,331.8	353,170.80
System Access Rate	217.00	3,331.8	723,000.60
Water Stewardship Rate	43.00	3,331.8	143,267.40
System Power Rate	136.00	3,331.8	453,124.80
Delta Supply Surcharge	58.00	3,331.8	193,244.40
Delivery Subtotal		3,331.8	1,865,808.00

--- ADJUSTMENT ---

	Rate Per AF	Volume AF	Amount
Dec 2011 adj basic to agr (Santa Fe Irrigation)	482.00	0.5	241.00
Dec 2011 adj basic to agr	527.00	-0.5	-263.50
Dec 2011 adj basic to agr (City of San Diego)	482.00	2.2	1,060.40
Dec 2011 adj basic to agr	527.00	-2.2	-1,159.40
Dec 2011 adj basic to agr (Olivenhain)	482.00	3.9	1,879.80
Dec 2011 adj basic to agr	527.00	-3.9	-2,055.30
Dec 2011 adj basic to agr (Escondido)	482.00	21.0	10,122.00
Dec 2011 adj basic to agr	527.00	-21.0	-11,067.00
Adjustment Subtotal		0.0	-1,242.00

SD-03 Total 3,331.8 1,864,566.00

Meter No. SD-05

Treated Domestic	Constant	Previous Reading	Current Reading	Volume (Cu. Ft.)	Rate Desc.
s/o Reche Rd. w/o Wilt Rd.	100	10477500	10541685	6418500	Unbundled

--- DELIVERIES ---

	Rate Per AF	Volume AF	Amount
Tier 1 Supply Rate	106.00	147.3	15,613.80
System Access Rate	217.00	147.3	31,964.10
Water Stewardship Rate	43.00	147.3	6,333.90
System Power Rate	136.00	147.3	20,032.80
Treatment Surcharge	234.00	147.3	34,468.20
Delta Supply Surcharge	58.00	147.3	8,543.40
Delivery Subtotal		147.3	116,956.20

Agency Name	Invoice No.	Rev.	Bill Period	Page No.	Mailed On	Due On
San Diego County Water Authority	7256	0	January 2012	3 of 6	02-10-12	03-29-12

SD-05 Total	147.3	116,956.20
--------------------	--------------	-------------------

Meter No SD-07

Treated Domestic	Constant	Previous Reading	Current Reading	Volume (Cu. Ft.)	Rate Desc.
e/o Wilt Rd. n/o Dos Ninos Ave.	1,000	117449686	117589808	140122000	Unbundled

--- DELIVERIES ---

	Rate Per AF	Volume AF	Amount
Tier 1 Supply Rate	106.00	3,216.8	340,980.80
System Access Rate	217.00	3,216.8	698,045.60
Water Stewardship Rate	43.00	3,216.8	138,322.40
System Power Rate	136.00	3,216.8	437,484.80
Treatment Surcharge	234.00	3,216.8	752,731.20
Delta Supply Surcharge	58.00	3,216.8	186,574.40
Delivery Subtotal		3,216.8	2,554,139.20

--- ADJUSTMENT ---

	Rate Per AF	Volume AF	Amount
Aug 2011 adj basic to agr voided (Yuima)	687.00	-305.0	-209,535.00
Aug 2011 adj basic to agr voided	744.00	305.0	226,920.00
Nov 2011 adj basic to agr (Vista)	687.00	0.3	206.10
Nov 2011 adj basic to agr	744.00	-0.3	-223.20
Nov 2011 adj basic to agr (Rincon)	687.00	9.7	6,663.90
Nov 2011 adj basic to agr	744.00	-9.7	-7,216.80
Dec 2011 adj basic to agr (Santa Fe Irrigation)	687.00	0.6	412.20
Dec 2011 adj basic to agr	744.00	-0.6	-446.40
Dec 2011 adj basic to agr (City of San Diego)	687.00	0.6	412.20
Dec 2011 adj basic to agr	744.00	-0.6	-446.40
Dec 2011 adj basic to agr (Olivenhain)	687.00	2.4	1,648.80
Dec 2011 adj basic to agr	744.00	-2.4	-1,785.60
Dec 2011 adj basic to agr	744.00	-9.4	-6,993.60
Dec 2011 adj basic to agr (Rincon)	687.00	9.4	6,457.80
Dec 2011 adj basic to agr (Padre Dam)	687.00	10.3	7,076.10
Dec 2011 adj basic to agr	744.00	-10.3	-7,663.20
Dec 2011 adj basic to agr (Fallbrook)	687.00	73.5	50,494.50
Dec 2011 adj basic to agr	744.00	-73.5	-54,684.00
Dec 2011 adj basic to agr (Ramona)	687.00	69.6	47,815.20
Dec 2011 adj basic to agr	744.00	-69.6	-51,782.40
Dec 2011 adj basic to agr (Rainbow)	687.00	131.7	90,477.90
Dec 2011 adj basic to agr	744.00	-131.7	-97,984.80
Dec 2011 adj basic to agr (Valley Center)	687.00	427.4	293,623.80
Dec 2011 adj basic to agr	744.00	-427.4	-317,985.60
Dec 2011 adj basic to agr voided (Rainbow)	687.00	-131.7	-90,477.90
Dec 2011 adj basic to agr voided	744.00	131.7	97,984.80
Jan 2012 adj basic to agr (Vallecitos)	765.00	20.3	15,529.50
Jan 2012 adj basic to agr	794.00	-20.3	-16,118.20
Adjustment Subtotal		0.0	-17,620.30

SD-07 Total	3,216.8	2,536,518.90
--------------------	----------------	---------------------

Meter No SD-08

Treated Domestic	Constant	Previous Reading	Current Reading	Volume (Cu. Ft.)	Rate Desc.
n/o Red Mtn. n/o Mission Rd.	100	39526158	39681953	15579500	Unbundled

--- DELIVERIES ---

	Rate Per AF	Volume AF	Amount
Tier 1 Supply Rate	106.00	357.7	37,916.20
System Access Rate	217.00	357.7	77,620.90
Water Stewardship Rate	43.00	357.7	15,381.10
System Power Rate	136.00	357.7	48,647.20
Treatment Surcharge	234.00	357.7	83,701.80
Delta Supply Surcharge	58.00	357.7	20,746.60
Jan 2012, meter under 10% flow Tier 1 Supply Rate	106.00	0.2	21.20
Jan 2012, meter under 10% flow System Access Rate	217.00	0.2	43.40
Jan 2012, meter under 10% flow Water Stewardship Rate	43.00	0.2	8.60
Jan 2012, meter under 10% flow System Power Rate	136.00	0.2	27.20
Jan 2012, meter under 10% flow Treatment Surcharge	234.00	0.2	46.80

Agency Name	Invoice No.	Rev.	Bill Period	Page No.	Mailed On	Due On
San Diego County Water Authority	7256	0	January 2012	4 of 6	02-10-12	03-29-12

--- DELIVERIES ---

	Rate Per AF	Volume AF	Amount
Jan 2012, meter under 10% flow Delta Supply Surcharge	58.00	0.2	11.60
Delivery Subtotal		357.9	284,172.60
SD-08 Total		357.9	284,172.60

Meter No SD-09

Treated Domestic	Constant	Previous Reading	Current Reading	Volume (Cu. Ft.)	Rate Desc.
w/o Rainbow Glen. Rd. n/o Red Mtn.	100	8767791	8805784	3799300	Unbundled

--- DELIVERIES ---

	Rate Per AF	Volume AF	Amount
Tier 1 Supply Rate	106.00	87.2	9,243.20
System Access Rate	217.00	87.2	18,922.40
Water Stewardship Rate	43.00	87.2	3,749.60
System Power Rate	136.00	87.2	11,859.20
Treatment Surcharge	234.00	87.2	20,404.80
Delta Supply Surcharge	58.00	87.2	5,057.60
Delivery Subtotal		87.2	69,236.80
SD-09 Total		87.2	69,236.80

Meter No SD-11

Untreated Domestic	Constant	Previous Reading	Current Reading	Volume (Cu. Ft.)	Rate Desc.
e/o Wilt Rd. n/o Dos Ninos Ave.	10,000	16903002	16973245	702430000	Unbundled

--- DELIVERIES ---

	Rate Per AF	Volume AF	Amount
Tier 1 Supply Rate	106.00	16,125.6	1,709,313.60
System Access Rate	217.00	16,125.6	3,499,255.20
Water Stewardship Rate	43.00	16,125.6	693,400.80
System Power Rate	136.00	16,125.6	2,193,081.60
Delta Supply Surcharge	58.00	16,125.6	935,284.80
Delivery Subtotal		16,125.6	9,030,336.00

--- ADJUSTMENT ---

	Rate Per AF	Volume AF	Amount
Nov 2011 adj basic to agr (Vista)	482.00	2.4	1,156.80
Nov 2011 adj basic to agr	527.00	-2.4	-1,264.80
Jan 2012 adj exch iid to sdcwa	560.00	-13,975.0	-7,826,000.00
Jan 2012 adj exch iid to sdcwa (San Diego CWA)	396.00		5,534,100.00
Adjustment Subtotal		-13,975.0	-2,292,008.00
SD-11 Total		2,150.6	6,738,328.00

Meter No SD-DS1

Desalted	Constant	Previous Reading	Current Reading	Volume (Cu. Ft.)	Rate Desc.
Desalted		N/A	N/A	N/A	Unbundled

--- ADJUSTMENT ---

	Rate Per AF	Volume AF	Amount
Jan 2012 lppds contribution	792.00	136.2	107,870.40
Jan 2012 lppds contribution	792.00		-107,870.40
Adjustment Subtotal		136.2	0.00
SD-DS1 Total		136.2	0.00

Meter No SD-RCL1

Reclaimed	Constant	Previous Reading	Current Reading	Volume (Cu. Ft.)	Rate Desc.
Reclaimed		N/A	N/A	N/A	Unbundled

Agency Name	Invoice No.	Rev.	Bill Period	Page No.	Mailed On	Due On
San Diego County Water Authority	7256	0	January 2012	5 of 6	02-10-12	03-29-12

--- ADJUSTMENT ---

	Rate Per AF	Volume AF	Amount
Dec 2011 lrp contribution	250.00	24.6	-6,150.00
Adjustment Subtotal		24.6	-6,150.00
SD-RCL1 Total		24.6	-6,150.00

Meter No SD-RCL10

Reclaimed	Constant	Previous Reading	Current Reading	Volume (Cu. Ft.)	Rate Desc.
Reclaimed		N/A	N/A	N/A	Unbundled

--- ADJUSTMENT ---

	Rate Per AF	Volume AF	Amount
Dec 2011 lrp contribution	250.00	172.2	-43,050.00
Adjustment Subtotal		172.2	-43,050.00
SD-RCL10 Total		172.2	-43,050.00

Meter No SD-RCL13

Reclaimed	Constant	Previous Reading	Current Reading	Volume (Cu. Ft.)	Rate Desc.
Reclaimed		N/A	N/A	N/A	Unbundled

--- ADJUSTMENT ---

	Rate Per AF	Volume AF	Amount
Jan 2012 contribution	250.00	43.1	-10,775.00
Adjustment Subtotal		43.1	-10,775.00
SD-RCL13 Total		43.1	-10,775.00

Meter No SD-RCL15

Reclaimed	Constant	Previous Reading	Current Reading	Volume (Cu. Ft.)	Rate Desc.
Reclaimed		N/A	N/A	N/A	Unbundled

--- ADJUSTMENT ---

	Rate Per AF	Volume AF	Amount
Dec 2011 contribution	150.00	23.4	-3,510.00
Adjustment Subtotal		23.4	-3,510.00
SD-RCL15 Total		23.4	-3,510.00

Meter No SD-RCL6

Reclaimed	Constant	Previous Reading	Current Reading	Volume (Cu. Ft.)	Rate Desc.
Reclaimed		N/A	N/A	N/A	Unbundled

--- ADJUSTMENT ---

	Rate Per AF	Volume AF	Amount
Dec 2011 lrp contribution	185.00	104.2	-19,277.00
Jan 2012 lrp contribution	185.00	207.7	-38,424.50
Adjustment Subtotal		311.9	-57,701.50
SD-RCL6 Total		311.9	-57,701.50

Meter No SD-RCL8

Reclaimed	Constant	Previous Reading	Current Reading	Volume (Cu. Ft.)	Rate Desc.
Reclaimed		N/A	N/A	N/A	Unbundled

--- ADJUSTMENT ---

	Rate Per AF	Volume AF	Amount
Dec 2011 lrp contribution	100.00	123.5	-12,350.00

Agency Name	Invoice No.	Rev.	Bill Period	Page No.	Mailed On	Due On
San Diego County Water Authority	7256	0	January 2012	6 of 6	02-10-12	03-29-12

Adjustment Subtotal 123.5 -12,350.00

SD-RCL8 Total 123.5 -12,350.00

Meter No SDTJ-01A

Treated Domestic	Constant	Previous Reading	Current Reading	Volume (Cu. Ft.)	Rate Desc.
San Diego-Tijuana	133.68	3393516	3393516	0	Unbundled

--- DELIVERIES ---

Rate Per AF	Volume AF	Amount
-------------	-----------	--------

Delivery Subtotal 0.0 0.00

SDTJ-01A Total 0.0 0.00


--- OTHER CHARGES AND CREDITS ---

Amount

Conservation Ag # 78189 3,755.61

VOLUME TOTAL	INVOICE TOTAL
13,179.8	\$13,904,317.81

This invoice was printed on 2/8/2012 at 1:41:32PM



MWD
 METROPOLITAN WATER DISTRICT OF SOUTHERN CALIFORNIA
 700 North Alameda Street
 Los Angeles, CA, 90012-2944

INVOICE

Billed To:
 San Diego County Water Authority

February 2012	Page No. 1 of 1
Mailed: 03/09/2012	Due Date: 04/30/2012
Invoice Number: 7284	Revision: 0



Service Address
 4677 Overland Ave.
 San Diego, CA 92123-1233

NOTICE

The MWD Administrative Code Section 4507 and 4508 require that payment must be made in "Good Funds" by the due date or the payment will be considered delinquent and an additional charge shall be assessed.

DELIVERIES	Volume (AF)
Total Water Treated Delivered	6,066.0
Total Water Untreated Delivered	19,937.1

SALES	Type	Volume (AF)	Rate (\$ /AF)	Total (\$)
Full Service	Tier 1 Supply Rate	10,856.5	\$106.00	\$1,150,789.00
	System Access Rate	10,856.5	\$217.00	\$2,355,860.50
	Water Stewardship Rate	10,856.5	\$43.00	\$466,829.50
	System Power Rate	10,856.5	\$136.00	\$1,476,484.00
	Delta Supply Surcharge	10,856.5	\$58.00	\$629,677.00
	Treatment Surcharge	4,956.7	\$234.00	\$1,159,867.80
Adjust Full Service Prior Rates				
Certification(s) for 201101 to 201112 for Domestic	Treated	-0.4	\$744.00	(\$297.60)
	Untreated	-0.1	\$527.00	(\$52.70)
IAWP	Treated	1,153.6		\$882,472.80
	Untreated	62.4		\$33,503.30
SUBTOTAL				\$8,155,133.60

WATER MANAGEMENT	Volume (AF)	Total (\$)
Local Resource Programs	700.3	(\$118,251.00)
SUBTOTAL		(\$118,251.00)

EXCHANGES, WHEELING, AND OTHER DELIVERIES	Volume (AF)	Total (\$)
IID San Diego Exchange UnTreated	13,975.0	\$5,534,100.00
SUBTOTAL		\$5,534,100.00

OTHER CHARGES AND CREDITS	Rate (\$ /AF)	Total (\$)
Conservation Debit/Credit		(\$4,469.42)
SUBTOTAL		(\$4,469.42)

ADDITIONAL INFORMATION	Volume (AF)	Tier1 %	Peak Day	Flow (CFS)
Purchase Order Commitment (Jan 2003 to Dec 2012)	3,342,570.6			
Purchase Order Firm Delivery To Date (Jan 2003 to Dec 2012)	3,801,603.1			
Tier 1 Annual Limit (For Current Calendar Year)	547,239.0			
Tier 1 YTD Deliveries (For Current Calendar Year)	23,181.1	4.2		
Tier 1 Current Month Deliveries	10,856.5			
Capacity Charge			8/27/2009	1,055.3

INVOICE TOTAL	Volume AF 12,772.3	Amount Now Due \$13,566,513.18
----------------------	------------------------------	--

Note: Amount Due is Based on highlighted fields.



MWD
 METROPOLITAN WATER DISTRICT OF SOUTHERN CALIFORNIA
 700 North Alameda Street
 Los Angeles, CA, 90012-2944

INVOICE DETAIL

NOTICE

The MWD Administrative Code Section 4507 and 4508 require that payment must be made in "Good Funds" by the due date or the payment will be considered delinquent and an additional charge shall be assessed.

IN ACCORDANCE WITH READINGS AND BILLING DATA LISTED BELOW

Agency Name	Invoice No.	Rev.	Bill Period	Page No.	Mailed On	Due On
San Diego County Water Authority	7284	0	February 2012	1 of 6	03-09-12	04-30-12

Meter No CM-10

Treated	Constant	Previous Reading	Current Reading	Volume (Cu. Ft.)	Rate Desc.
Treated Domestic		0	0	0	Unbundled

--- ADJUSTMENT ---

	Rate Per AF	Volume AF	Amount
Feb 2012 adj oc to sd transfer	794.00	43.9	34,856.60
Adjustment Subtotal		43.9	34,856.60
CM-10 Total		43.9	34,856.60

Meter No SD-01A

Treated Domestic	Constant	Previous Reading	Current Reading	Volume (Cu. Ft.)	Rate Desc.
Rainbow Cyn. Rd. e/o Frontage Rd.	1,000	26913907	26967085	53178000	Unbundled

--- DELIVERIES ---

	Rate Per AF	Volume AF	Amount
Tier 1 Supply Rate	106.00	1,220.8	129,404.80
System Access Rate	217.00	1,220.8	264,913.60
Water Stewardship Rate	43.00	1,220.8	52,494.40
System Power Rate	136.00	1,220.8	166,028.80
Treatment Surcharge	234.00	1,220.8	285,667.20
Delta Supply Surcharge	58.00	1,220.8	70,806.40
Delivery Subtotal		1,220.8	969,315.20
SD-01A Total		1,220.8	969,315.20

Meter No SD-01B

Treated Domestic	Constant	Previous Reading	Current Reading	Volume (Cu. Ft.)	Rate Desc.
Rainbow Cyn. Rd. e/o Frontage Rd.	1,000	26401231	26450143	48912000	Unbundled

--- DELIVERIES ---

	Rate Per AF	Volume AF	Amount
Tier 1 Supply Rate	106.00	1,122.9	119,027.40
System Access Rate	217.00	1,122.9	243,669.30
Water Stewardship Rate	43.00	1,122.9	48,284.70
System Power Rate	136.00	1,122.9	152,714.40
Treatment Surcharge	234.00	1,122.9	262,758.60
Delta Supply Surcharge	58.00	1,122.9	65,128.20
Delivery Subtotal		1,122.9	891,582.60
SD-01B Total		1,122.9	891,582.60

Agency Name	Invoice No.	Rev.	Bill Period	Page No.	Mailed On	Due On
San Diego County Water Authority	7284	0	February 2012	2 of 6	03-09-12	04-30-12

Meter No SD-02

Treated Domestic	Constant	Previous Reading	Current Reading	Volume (Cu. Ft.)	Rate Desc.
w/o Rainbow Glen Rd.	100	27115871	27196105	8023400	Unbundled

--- DELIVERIES ---		Rate Per AF	Volume AF	Amount
Tier 1 Supply Rate		106.00	184.2	19,525.20
System Access Rate		217.00	184.2	39,971.40
Water Stewardship Rate		43.00	184.2	7,920.60
System Power Rate		136.00	184.2	25,051.20
Treatment Surcharge		234.00	184.2	43,102.80
Delta Supply Surcharge		58.00	184.2	10,683.60
Feb 2012, meter under 10% flow	Tier 1 Supply Rate	106.00	0.4	42.40
Feb 2012, meter under 10% flow	System Access Rate	217.00	0.4	86.80
Feb 2012, meter under 10% flow	Water Stewardship Rate	43.00	0.4	17.20
Feb 2012, meter under 10% flow	System Power Rate	136.00	0.4	54.40
Feb 2012, meter under 10% flow	Treatment Surcharge	234.00	0.4	93.60
Feb 2012, meter under 10% flow	Delta Supply Surcharge	58.00	0.4	23.20
Delivery Subtotal			184.6	146,572.40
SD-02 Total			184.6	146,572.40

Meter No SD-03

Untreated Domestic	Constant	Previous Reading	Current Reading	Volume (Cu. Ft.)	Rate Desc.
Rainbow Cyn. Rd. e/o Frontage Rd.	1,000	89413001	89592790	179789000	Unbundled

--- DELIVERIES ---		Rate Per AF	Volume AF	Amount
Tier 1 Supply Rate		106.00	4,127.4	437,504.40
System Access Rate		217.00	4,127.4	895,645.80
Water Stewardship Rate		43.00	4,127.4	177,478.20
System Power Rate		136.00	4,127.4	561,326.40
Delta Supply Surcharge		58.00	4,127.4	239,389.20
Delivery Subtotal			4,127.4	2,311,344.00
--- ADJUSTMENT ---		Rate Per AF	Volume AF	Amount
Dec 2011 adj basic to agr (Vista)		482.00	0.1	48.20
Dec 2011 adj basic to agr		527.00	-0.1	-52.70
Adjustment Subtotal			0.0	-4.50
SD-03 Total			4,127.4	2,311,339.50

Meter No SD-05

Treated Domestic	Constant	Previous Reading	Current Reading	Volume (Cu. Ft.)	Rate Desc.
s/o Reche Rd. w/o Wilt Rd.	100	10541685	10611263	6957800	Unbundled

--- DELIVERIES ---		Rate Per AF	Volume AF	Amount
Tier 1 Supply Rate		106.00	159.7	16,928.20
System Access Rate		217.00	159.7	34,654.90
Water Stewardship Rate		43.00	159.7	6,867.10
System Power Rate		136.00	159.7	21,719.20
Treatment Surcharge		234.00	159.7	37,369.80
Delta Supply Surcharge		58.00	159.7	9,262.60
Delivery Subtotal			159.7	126,801.80
SD-05 Total			159.7	126,801.80

Meter No SD-07

Treated Domestic	Constant	Previous Reading	Current Reading	Volume (Cu. Ft.)	Rate Desc.
e/o Wilt Rd. n/o Dos Ninos Ave.	1,000	117589808	117717753	127945000	Unbundled

Agency Name	Invoice No.	Rev.	Bill Period	Page No.	Mailed On	Due On
San Diego County Water Authority	7284	0	February 2012	3 of 6	03-09-12	04-30-12

--- DELIVERIES ---

	Rate Per AF	Volume AF	Amount
Tier 1 Supply Rate	106.00	2,937.2	311,343.20
System Access Rate	217.00	2,937.2	637,372.40
Water Stewardship Rate	43.00	2,937.2	126,299.60
System Power Rate	136.00	2,937.2	399,459.20
Treatment Surcharge	234.00	2,937.2	687,304.80
Delta Supply Surcharge	58.00	2,937.2	170,357.60
Delivery Subtotal		2,937.2	2,332,136.80

--- ADJUSTMENT ---

	Rate Per AF	Volume AF	Amount
Dec 2011 adj basic to agr (Vista)	687.00	0.4	274.80
Dec 2011 adj basic to agr	744.00	-0.4	-297.60
Jan 2012 adj basic to agr (Santa Fe Irrigation)	765.00	0.7	535.50
Jan 2012 adj basic to agr	794.00	-0.7	-555.80
Jan 2012 adj basic to agr (City of San Diego)	765.00	0.8	612.00
Jan 2012 adj basic to agr	794.00	-0.8	-635.20
Jan 2012 adj basic to agr (Padre Dam)	765.00	32.6	24,939.00
Jan 2012 adj basic to agr	794.00	-32.6	-25,884.40
Jan 2012 adj basic to agr	794.00	-86.2	-68,442.80
Jan 2012 adj basic to agr (Ramona)	765.00	86.2	65,943.00
Jan 2012 adj basic to agr (Fallbrook)	765.00	98.9	75,658.50
Jan 2012 adj basic to agr	794.00	-98.9	-78,526.60
Jan 2012 adj basic to agr (Rainbow)	765.00	185.1	141,601.50
Jan 2012 adj basic to agr	794.00	-185.1	-146,969.40
Jan 2012 adj basic to agr (Valley Center)	765.00	592.3	453,109.50
Jan 2012 adj basic to agr	794.00	-592.3	-470,286.20
Feb 2012 adj basic to agr (Rainbow)	765.00	156.6	119,799.00
Feb 2012 adj basic to agr	794.00	-156.6	-124,340.40
Adjustment Subtotal		0.0	-33,465.60

SD-07 Total 2,937.2 2,298,671.20

Meter No SD-08

Treated Domestic	Constant	Previous Reading	Current Reading	Volume (Cu. Ft.)	Rate Desc.
n/o Red Mtn. n/o Mission Rd.	100	39681953	39835037	15308400	Unbundled

--- DELIVERIES ---

	Rate Per AF	Volume AF	Amount
Tier 1 Supply Rate	106.00	351.4	37,248.40
System Access Rate	217.00	351.4	76,253.80
Water Stewardship Rate	43.00	351.4	15,110.20
System Power Rate	136.00	351.4	47,790.40
Treatment Surcharge	234.00	351.4	82,227.60
Delta Supply Surcharge	58.00	351.4	20,381.20
Feb 2012, meter under 10% flow Tier 1 Supply Rate	106.00	0.7	74.20
Feb 2012, meter under 10% flow System Access Rate	217.00	0.7	151.90
Feb 2012, meter under 10% flow Water Stewardship Rate	43.00	0.7	30.10
Feb 2012, meter under 10% flow System Power Rate	136.00	0.7	95.20
Feb 2012, meter under 10% flow Treatment Surcharge	234.00	0.7	163.80
Feb 2012, meter under 10% flow Delta Supply Surcharge	58.00	0.7	40.60
Delivery Subtotal		352.1	279,567.40

SD-08 Total 352.1 279,567.40

Meter No SD-09

Treated Domestic	Constant	Previous Reading	Current Reading	Volume (Cu. Ft.)	Rate Desc.
w/o Rainbow Glen. Rd. n/o Red Mtn.	100	8805784	8844413	3862900	Unbundled

--- DELIVERIES ---

	Rate Per AF	Volume AF	Amount
Tier 1 Supply Rate	106.00	88.7	9,402.20
System Access Rate	217.00	88.7	19,247.90
Water Stewardship Rate	43.00	88.7	3,814.10
System Power Rate	136.00	88.7	12,063.20
Treatment Surcharge	234.00	88.7	20,755.80

Agency Name	Invoice No.	Rev.	Bill Period	Page No.	Mailed On	Due On
San Diego County Water Authority	7284	0	February 2012	4 of 6	03-09-12	04-30-12

--- DELIVERIES ---

	Rate Per AF	Volume AF	Amount
Delta Supply Surcharge	58.00	88.7	5,144.60
Delivery Subtotal		88.7	70,427.80
SD-09 Total		88.7	70,427.80

Meter No SD-11

Untreated Domestic	Constant	Previous Reading	Current Reading	Volume (Cu. Ft.)	Rate Desc.
e/o Wilt Rd. n/o Dos Ninos Ave.	10.000	16973245	17042112	688670000	Unbundled

--- DELIVERIES ---

	Rate Per AF	Volume AF	Amount
Tier 1 Supply Rate	106.00	15,809.7	1,675,828.20
System Access Rate	217.00	15,809.7	3,430,704.90
Water Stewardship Rate	43.00	15,809.7	679,817.10
System Power Rate	136.00	15,809.7	2,150,119.20
Delta Supply Surcharge	58.00	15,809.7	916,962.60
Delivery Subtotal		15,809.7	8,853,432.00

--- ADJUSTMENT ---

	Rate Per AF	Volume AF	Amount
Jan 2012 adj basic to agr (City of San Diego)	537.00	4.0	2,148.00
Jan 2012 adj basic to agr	560.00	-4.0	-2,240.00
Jan 2012 adj basic to agr (Olivenhain)	537.00	7.4	3,973.80
Jan 2012 adj basic to agr	560.00	-7.4	-4,144.00
Jan 2012 adj basic to agr (Escondido)	537.00	50.9	27,333.30
Jan 2012 adj basic to agr	560.00	-50.9	-28,504.00
Feb 2012 adj exch iid to sdcwa	560.00	-13,975.0	-7,826,000.00
Feb 2012 adj exch iid to sdcwa (San Diego CWA)	396.00		5,534,100.00
Adjustment Subtotal		-13,975.0	-2,293,332.90
SD-11 Total		1,834.7	6,560,099.10

Meter No SD-GRP1

Recovered	Constant	Previous Reading	Current Reading	Volume (Cu. Ft.)	Rate Desc.
Recovered Greenbelt		N/A	N/A	N/A	Unbundled

--- ADJUSTMENT ---

	Rate Per AF	Volume AF	Amount
Jan 2012 grp	792.00	126.1	99,871.20
Jan 2012 grp	792.00		-99,871.20
Feb 2012 grp	792.00		-3,801.60
Feb 2012 grp	792.00	4.8	3,801.60
Adjustment Subtotal		130.9	0.00
SD-GRP1 Total		130.9	0.00

Meter No SD-RCL1

Reclaimed	Constant	Previous Reading	Current Reading	Volume (Cu. Ft.)	Rate Desc.
Reclaimed		N/A	N/A	N/A	Unbundled

--- ADJUSTMENT ---

	Rate Per AF	Volume AF	Amount
Jan 2012 lrp contribution	250.00	26.2	-6,550.00
Adjustment Subtotal		26.2	-6,550.00
SD-RCL1 Total		26.2	-6,550.00

Agency Name	Invoice No.	Rev.	Bill Period	Page No.	Mailed On	Due On
San Diego County Water Authority	7284	0	February 2012	5 of 6	03-09-12	04-30-12

Meter No SD-RCL10

Reclaimed	Constant	Previous Reading	Current Reading	Volume (Cu. Ft.)	Rate Desc.
Reclaimed		N/A	N/A	N/A	Unbundled

--- ADJUSTMENT ---		Rate Per AF	Volume AF	Amount
Jan 2012 lrp contribution		250.00	329.9	-82,475.00
Adjustment Subtotal			329.9	-82,475.00
SD-RCL10 Total			329.9	-82,475.00

Meter No SD-RCL12

Reclaimed	Constant	Previous Reading	Current Reading	Volume (Cu. Ft.)	Rate Desc.
Reclaimed		N/A	N/A	N/A	Unbundled

--- ADJUSTMENT ---		Rate Per AF	Volume AF	Amount
Jan 2012 lrp contribution		250.00	26.0	-6,500.00
Feb 2012 lrp contribution		250.00	29.0	-7,250.00
Adjustment Subtotal			55.0	-13,750.00
SD-RCL12 Total			55.0	-13,750.00

Meter No SD-RCL13

Reclaimed	Constant	Previous Reading	Current Reading	Volume (Cu. Ft.)	Rate Desc.
Reclaimed		N/A	N/A	N/A	Unbundled

--- ADJUSTMENT ---		Rate Per AF	Volume AF	Amount
Feb 2012 contribution		250.00	43.3	-10,825.00
Adjustment Subtotal			43.3	-10,825.00
SD-RCL13 Total			43.3	-10,825.00

Meter No SD-RCL15

Reclaimed	Constant	Previous Reading	Current Reading	Volume (Cu. Ft.)	Rate Desc.
Reclaimed		N/A	N/A	N/A	Unbundled

--- ADJUSTMENT ---		Rate Per AF	Volume AF	Amount
Jan 2012 contribution		150.00	30.1	-4,515.00
Adjustment Subtotal			30.1	-4,515.00
SD-RCL15 Total			30.1	-4,515.00

Meter No SD-RCL6

Reclaimed	Constant	Previous Reading	Current Reading	Volume (Cu. Ft.)	Rate Desc.
Reclaimed		N/A	N/A	N/A	Unbundled

--- ADJUSTMENT ---		Rate Per AF	Volume AF	Amount
Dec 2011 lrp contribution voided		185.00	-104.2	19,277.00
Dec 2011 lrp contribution		185.00	71.7	-13,264.50
Jan 2012 lrp contribution voided		185.00	-207.7	38,424.50
Jan 2012 lrp contribution		185.00	136.2	-25,197.00
Adjustment Subtotal			-104.0	19,240.00
SD-RCL6 Total			-104.0	19,240.00

Agency Name	Invoice No.	Rev.	Bill Period	Page No.	Mailed On	Due On
San Diego County Water Authority	7284	0	February 2012	6 of 6	03-09-12	04-30-12

Meter No SD-RCL8

Reclaimed	Constant	Previous Reading	Current Reading	Volume (Cu. Ft.)	Rate Desc.
Reclaimed		N/A	N/A	N/A	Unbundled

--- ADJUSTMENT ---

	Rate Per AF	Volume AF	Amount
Jan 2012 lrp contribution	100.00	179.9	-17,990.00
Adjustment Subtotal		179.9	-17,990.00
SD-RCL8 Total		179.9	-17,990.00

Meter No SD-RCL9

Reclaimed	Constant	Previous Reading	Current Reading	Volume (Cu. Ft.)	Rate Desc.
		N/A	N/A	N/A	Unbundled

--- ADJUSTMENT ---

	Rate Per AF	Volume AF	Amount
Jan 2012 lppre	113.00	4.4	497.20
Jan 2012 lppre	267.00		-1,174.80
Feb 2012 lppre	113.00	4.6	519.80
Feb 2012 lppre	267.00		-1,228.20
Adjustment Subtotal		9.0	-1,386.00
SD-RCL9 Total		9.0	-1,386.00

Meter No SDTJ-01A

Treated Domestic	Constant	Previous Reading	Current Reading	Volume (Cu. Ft.)	Rate Desc.
San Diego-Tijuana	133.68	3393516	3393516	0	Unbundled

--- DELIVERIES ---

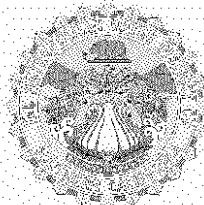
	Rate Per AF	Volume AF	Amount
Delivery Subtotal		0.0	0.00
SDTJ-01A Total		0.0	0.00

--- OTHER CHARGES AND CREDITS ---

	Amount
Conservation Ag # 78189	-4,469.42

VOLUME TOTAL	INVOICE TOTAL
12,772.3	\$13,566,513.18

This invoice was printed on 3/8/2012 at 11:01:10AM

**MWD**

METROPOLITAN WATER DISTRICT OF SOUTHERN CALIFORNIA

700 North Alameda Street

Los Angeles, CA, 90012-2944

INVOICE**Billed To:**

San Diego County Water Authority

**Service Address**4677 Overland Ave.
San Diego, CA 92123-1233

March 2012	Page No. 1 of 2
Mailed: 04/10/2012	Due Date: 05/31/2012
Invoice Number: 7312	Revision: 0

NOTICE

The MWD Administrative Code Section 4507 and 4508 require that payment must be made in "Good Funds" by the due date or the payment will be considered delinquent and an additional charge shall be assessed.

DELIVERIES

	Volume (AF)
Total Water Treated Delivered	7,280.9
Total Water Untreated Delivered	19,485.4

SALES

	Type	Volume (AF)	Rate (\$ /AF)	Total (\$)
Full Service	Tier 1 Supply Rate	11,996.3	\$106.00	\$1,271,607.80
	System Access Rate	11,996.3	\$217.00	\$2,603,197.10
	Water Stewardship Rate	11,996.3	\$43.00	\$515,840.90
	System Power Rate	11,996.3	\$136.00	\$1,631,496.80
	Delta Supply Surcharge	11,996.3	\$58.00	\$695,785.40
	Treatment Surcharge	6,534.7	\$234.00	\$1,529,119.80
Adjust Full Service Prior Rates				
Certification(s) for 201001 to 201012 for Domestic	Treated	4.3	\$701.00	\$3,014.30
Certification(s) for 201101 to 201112 for Domestic	Untreated	-1.9	\$527.00	(\$1,001.30)
Certification(s) for 201001 to 201012 for Domestic	Untreated	-4.3	\$484.00	(\$2,081.20)
IAWP	Treated	793.0		\$607,290.00
	Untreated	55.0		\$28,910.20
SUBTOTAL				\$8,883,179.80

WATER MANAGEMENT

	Volume (AF)	Total (\$)
Local Resource Programs	759.5	(\$110,425.60)
SUBTOTAL		(\$110,425.60)

EXCHANGES, WHEELING, AND OTHER DELIVERIES

IID San Diego Exchange UnTreated	13,975.0	\$5,534,100.00
		\$5,534,100.00

OTHER CHARGES AND CREDITS

	Rate (\$ /AF)	
Conservation Debit/Credit	\$1,925.95	
SUBTOTAL		\$1,925.95

ADDITIONAL INFORMATION

	Volume (AF)	Tier1 %	Peak Day	Flow (CFS)
Purchase Order Commitment (Jan 2003 to Dec 2012)	3,342,570.6			
Purchase Order Firm Delivery To Date (Jan 2003 to Dec 2012)	3,813,597.5			
Tier 1 Annual Limit (For Current Calendar Year)	547,239.0			
Tier 1 YTD Deliveries (For Current Calendar Year)	35,177.4	6.4		
Tier 1 Current Month Deliveries	11,996.3			
Capacity Charge			8/27/2009	1,055.3

MWD2010-00275507

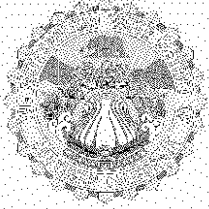
Agency Name	Invoice No.	Rev.	Bill Period	Page No.	Mailed On	Due On
San Diego County Water Authority	7312	0	March 2012	2 of 2	04-10-12	05-31-12

INVOICE TOTAL

Volume AF
13,601.9

Amount Now Due
\$14,308,780.15

Note: Amount Due is based on highlighted fields



MWD
 METROPOLITAN WATER DISTRICT OF SOUTHERN CALIFORNIA
 700 North Alameda Street
 Los Angeles, CA, 90012-2944

INVOICE DETAIL

NOTICE

The MWD Administrative Code Section 4507 and 4508 require that payment must be made in "Good Funds" by the due date or the payment will be considered delinquent and an additional charge shall be assessed.

IN ACCORDANCE WITH READINGS AND BILLING DATA LISTED BELOW

Agency Name	Invoice No.	Rev.	Bill Period	Page No.	Mailed On	Due On
San Diego County Water Authority	7312	0	March 2012	1 of 6	04-10-12	05-31-12

Meter No CM-10

Treated	Constant	Previous Reading	Current Reading	Volume (Cu. Ft.)	Rate Desc.
Treated Domestic		0	0	0	Unbundled

--- ADJUSTMENT ---

	Rate Per AF	Volume AF	Amount
Mar 2012 adj oc to sd transfer	794.00	51.1	40,573.40
Adjustment Subtotal		51.1	40,573.40
CM-10 Total		51.1	40,573.40

Meter No SD-01A

Treated Domestic	Constant	Previous Reading	Current Reading	Volume (Cu. Ft.)	Rate Desc.
Rainbow Cyn. Rd. e/o Frontage Rd.	1,000	26967085	27017747	50662000	Unbundled

--- DELIVERIES ---

	Rate Per AF	Volume AF	Amount
Tier 1 Supply Rate	106.00	1,163.0	123,278.00
System Access Rate	217.00	1,163.0	252,371.00
Water Stewardship Rate	43.00	1,163.0	50,009.00
System Power Rate	136.00	1,163.0	158,168.00
Treatment Surcharge	234.00	1,163.0	272,142.00
Delta Supply Surcharge	58.00	1,163.0	67,454.00
Mar 2012, meter under 10% flow Tier 1 Supply Rate	106.00	0.2	21.20
Mar 2012, meter under 10% flow System Access Rate	217.00	0.2	43.40
Mar 2012, meter under 10% flow Water Stewardship Rate	43.00	0.2	8.60
Mar 2012, meter under 10% flow System Power Rate	136.00	0.2	27.20
Mar 2012, meter under 10% flow Treatment Surcharge	234.00	0.2	46.80
Mar 2012, meter under 10% flow Delta Supply Surcharge	58.00	0.2	11.60
Delivery Subtotal		1,163.2	923,580.80
SD-01A Total		1,163.2	923,580.80

Meter No SD-01B

Treated Domestic	Constant	Previous Reading	Current Reading	Volume (Cu. Ft.)	Rate Desc.
Rainbow Cyn. Rd. e/o Frontage Rd.	1,000	26450143	26490775	40632000	Unbundled

--- DELIVERIES ---

	Rate Per AF	Volume AF	Amount
Tier 1 Supply Rate	106.00	932.8	98,876.80
System Access Rate	217.00	932.8	202,417.60
Water Stewardship Rate	43.00	932.8	40,110.40
System Power Rate	136.00	932.8	126,860.80
Treatment Surcharge	234.00	932.8	218,275.20
Delta Supply Surcharge	58.00	932.8	54,102.40
Delivery Subtotal		932.8	740,643.20

Agency Name	Invoice No.	Rev.	Bill Period	Page No.	Mailed On	Due On
San Diego County Water Authority	7312	0	March 2012	2 of 6	04-10-12	05-31-12

SD-01B Total 932.8 740,643.20

Meter No. SD-02

Treated Domestic	Constant	Previous Reading	Current Reading	Volume (Cu. Ft.)	Rate Desc
w/o Rainbow Glen Rd.	100	27196105	27262050	6594500	Unbundled

--- DELIVERIES ---

	Rate Per AF	Volume AF	Amount
Tier 1 Supply Rate	106.00	151.4	16,048.40
System Access Rate	217.00	151.4	32,853.80
Water Stewardship Rate	43.00	151.4	6,510.20
System Power Rate	136.00	151.4	20,590.40
Treatment Surcharge	234.00	151.4	35,427.60
Delta Supply Surcharge	58.00	151.4	8,781.20
Mar 2012, meter under 10% flow Tier 1 Supply Rate	106.00	1.2	127.20
Mar 2012, meter under 10% flow System Access Rate	217.00	1.2	260.40
Mar 2012, meter under 10% flow Water Stewardship Rate	43.00	1.2	51.60
Mar 2012, meter under 10% flow System Power Rate	136.00	1.2	163.20
Mar 2012, meter under 10% flow Treatment Surcharge	234.00	1.2	280.80
Mar 2012, meter under 10% flow Delta Supply Surcharge	58.00	1.2	69.60
Delivery Subtotal		152.6	121,164.40

SD-02 Total 152.6 121,164.40

Meter No. SD-03

Untreated Domestic	Constant	Previous Reading	Current Reading	Volume (Cu. Ft.)	Rate Desc
Rainbow Cyn. Rd. e/o Frontage Rd.	1,000	89892790	89895421	302631000	Unbundled

--- DELIVERIES ---

	Rate Per AF	Volume AF	Amount
Tier 1 Supply Rate	106.00	6,947.5	736,435.00
System Access Rate	217.00	6,947.5	1,507,607.50
Water Stewardship Rate	43.00	6,947.5	298,742.50
System Power Rate	136.00	6,947.5	944,860.00
Delta Supply Surcharge	58.00	6,947.5	402,955.00
Delivery Subtotal		6,947.5	3,890,600.00

--- ADJUSTMENT ---

	Rate Per AF	Volume AF	Amount
Dec 2011 adj basic to agr (Poway)	482.00	0.7	337.40
Dec 2011 adj basic to agr	527.00	-0.7	-368.90
Mar 2012 adj exch iid to sdwva	560.00	-1,975.0	-1,106,000.00
Mar 2012 adj exch iid to sdwva (San Diego CWA)	396.00		782,100.00
Adjustment Subtotal		-1,975.0	-323,931.50

SD-03 Total 4,972.5 3,566,668.50

Meter No. SD-05

Treated Domestic	Constant	Previous Reading	Current Reading	Volume (Cu. Ft.)	Rate Desc
s/o Reche Rd. w/o Wilt Rd.	100	10611263	10651157	3989400	Unbundled

--- DELIVERIES ---

	Rate Per AF	Volume AF	Amount
Tier 1 Supply Rate	106.00	91.6	9,709.60
System Access Rate	217.00	91.6	19,877.20
Water Stewardship Rate	43.00	91.6	3,938.80
System Power Rate	136.00	91.6	12,457.60
Treatment Surcharge	234.00	91.6	21,434.40
Delta Supply Surcharge	58.00	91.6	5,312.80
Delivery Subtotal		91.6	72,730.40

SD-05 Total 91.6 72,730.40

Agency Name	Invoice No.	Rev.	Bill Period	Page No.	Mailed On	Due On
San Diego County Water Authority	7312	0	March 2012	3 of 6	04-10-12	05-31-12

Meter No SD-07

Treated Domestic	Constant	Previous Reading	Current Reading	Volume (Cu. Ft.)	Rate Desc.
e/o Wilt Rd. n/o Dos Ninos Ave.	1.000	117717753	117917529	199776000	Unbundled

--- DELIVERIES ---	Rate Per AF	Volume AF	Amount
Tier 1 Supply Rate	106.00	4,586.2	486,137.20
System Access Rate	217.00	4,586.2	995,205.40
Water Stewardship Rate	43.00	4,586.2	197,206.60
System Power Rate	136.00	4,586.2	623,723.20
Treatment Surcharge	234.00	4,586.2	1,073,170.80
Delta Supply Surcharge	58.00	4,586.2	265,999.60
Delivery Subtotal		4,586.2	3,641,442.80

--- ADJUSTMENT ---	Rate Per AF	Volume AF	Amount
Jun 2010 adj basic to agr voided (Santa Fe Irrigation)	615.00	-4.3	-2,644.50
Jun 2010 adj basic to agr voided	701.00	4.3	3,014.30
Jan 2012 adj basic to agr (Vista)	765.00	1.4	1,071.00
Jan 2012 adj basic to agr	794.00	-1.4	-1,111.60
Feb 2012 adj basic to agr (Santa Fe Irrigation)	765.00	2.1	1,606.50
Feb 2012 adj basic to agr	794.00	-2.1	-1,667.40
Feb 2012 adj basic to agr (City of San Diego)	765.00	0.4	306.00
Feb 2012 adj basic to agr	794.00	-0.4	-317.60
Feb 2012 adj basic to agr (Padre Dam)	765.00	26.4	20,196.00
Feb 2012 adj basic to agr	794.00	-26.4	-20,961.60
Feb 2012 adj basic to agr (Vallecitos)	765.00	29.1	22,261.50
Feb 2012 adj basic to agr	794.00	-29.1	-23,105.40
Feb 2012 adj basic to agr (Fallbrook)	765.00	87.4	66,861.00
Feb 2012 adj basic to agr	794.00	-87.4	-69,395.60
Feb 2012 adj basic to agr (Ramona)	765.00	97.5	74,587.50
Feb 2012 adj basic to agr	794.00	-97.5	-77,415.00
Feb 2012 adj basic to agr (Valley Center)	765.00	486.3	372,019.50
Feb 2012 adj basic to agr	794.00	-486.3	-386,122.20
Mar 2012 adj basic to agr (Fallbrook)	765.00	66.7	51,025.50
Mar 2012 adj basic to agr	794.00	-66.7	-52,959.80
Adjustment Subtotal		0.0	-22,751.90
SD-07 Total		4,586.2	3,618,690.90

Meter No SD-08

Treated Domestic	Constant	Previous Reading	Current Reading	Volume (Cu. Ft.)	Rate Desc.
n/o Red Mtn. n/o Mission Rd.	100	39835037	39955943	12090600	Unbundled

--- DELIVERIES ---	Rate Per AF	Volume AF	Amount
Tier 1 Supply Rate	106.00	277.6	29,425.60
System Access Rate	217.00	277.6	60,239.20
Water Stewardship Rate	43.00	277.6	11,936.80
System Power Rate	136.00	277.6	37,753.60
Treatment Surcharge	234.00	277.6	64,958.40
Delta Supply Surcharge	58.00	277.6	16,100.80
Delivery Subtotal		277.6	220,414.40
SD-08 Total		277.6	220,414.40

Meter No SD-09

Treated Domestic	Constant	Previous Reading	Current Reading	Volume (Cu. Ft.)	Rate Desc.
w/o Rainbow Glen. Rd. n/o Red Mtn.	100	8844413	8877905	3349200	Unbundled

--- DELIVERIES ---	Rate Per AF	Volume AF	Amount
Tier 1 Supply Rate	106.00	76.9	8,151.40
System Access Rate	217.00	76.9	16,687.30
Water Stewardship Rate	43.00	76.9	3,306.70

Agency Name	Invoice No.	Rev.	Bill Period	Page No.	Mailed On	Due On
San Diego County Water Authority	7312	0	March 2012	4 of 6	04-10-12	05-31-12

--- DELIVERIES ---

	Rate Per AF	Volume AF	Amount
System Power Rate	136.00	76.9	10,458.40
Treatment Surcharge	234.00	76.9	17,994.60
Delta Supply Surcharge	58.00	76.9	4,460.20
Delivery Subtotal		76.9	61,058.60
SD-09 Total		76.9	61,058.60

Meter No SD-11

Untreated Domestic	Constant	Previous Reading	Current Reading	Volume (Cu. Ft.)	Rate Desc.
e/o Wilt Rd. n/o Dos Ninos Ave.	10,000	17042112	17096727	546150000	Unbundled

--- DELIVERIES ---

	Rate Per AF	Volume AF	Amount
Tier 1 Supply Rate	106.00	12,537.9	1,329,017.40
System Access Rate	217.00	12,537.9	2,720,724.30
Water Stewardship Rate	43.00	12,537.9	539,129.70
System Power Rate	136.00	12,537.9	1,705,154.40
Delta Supply Surcharge	58.00	12,537.9	727,198.20
Delivery Subtotal		12,537.9	7,021,224.00

--- ADJUSTMENT ---

	Rate Per AF	Volume AF	Amount
Jun 2010 adj basic to agr	484.00	-4.3	-2,081.20
Jun 2010 adj basic to agr (Santa Fe Irrigation)	416.00	4.3	1,788.80
Nov 2011 adj basic to agr (Poway)	482.00	1.2	578.40
Nov 2011 adj basic to agr	527.00	-1.2	-632.40
Jan 2012 adj basic to agr (Vista)	537.00	0.5	268.50
Jan 2012 adj basic to agr	560.00	-0.5	-280.00
Feb 2012 adj basic to agr (City of San Diego)	537.00	3.2	1,718.40
Feb 2012 adj basic to agr	560.00	-3.2	-1,792.00
Feb 2012 adj basic to agr (Olivenhain)	537.00	5.3	2,846.10
Feb 2012 adj basic to agr	560.00	-5.3	-2,968.00
Feb 2012 adj basic to agr (Escondido)	537.00	39.8	21,372.60
Feb 2012 adj basic to agr	560.00	-39.8	-22,288.00
Mar 2012 adj exch iid to sdcwa	560.00	-12,000.0	-6,720,000.00
Mar 2012 adj exch iid to sdcwa (San Diego CWA)	396.00		4,752,000.00
Adjustment Subtotal		-12,000.0	-1,969,468.80
SD-11 Total		537.9	5,051,755.20

Meter No SD-GRP1

Recovered	Constant	Previous Reading	Current Reading	Volume (Cu. Ft.)	Rate Desc.
Recovered Greenbelt		N/A	N/A	N/A	Unbundled

--- ADJUSTMENT ---

	Rate Per AF	Volume AF	Amount
Mar 2012 grp	792.00	183.3	145,173.60
Mar 2012 grp	792.00		-145,173.60
Adjustment Subtotal		183.3	0.00
SD-GRP1 Total		183.3	0.00

Meter No SD-RCL1

Reclaimed	Constant	Previous Reading	Current Reading	Volume (Cu. Ft.)	Rate Desc.
Reclaimed		N/A	N/A	N/A	Unbundled

--- ADJUSTMENT ---

	Rate Per AF	Volume AF	Amount
Feb 2012 lrp contribution	250.00	23.0	-5,750.00
Mar 2012 lrp contribution	250.00	27.2	-6,800.00

Agency Name	Invoice No.	Rev.	Bill Period	Page No.	Mailed On	Due On
San Diego County Water Authority	7312	0	March 2012	5 of 6	04-10-12	05-31-12

Adjustment Subtotal 50.2 -12,550.00

SD-RCL1 Total 50.2 -12,550.00

Meter No SD-RCL10

Reclaimed	Constant	Previous Reading	Current Reading	Volume (Cu. Ft.)	Rate Desc.
Reclaimed		N/A	N/A	N/A	Unbundled

--- ADJUSTMENT ---

	Rate Per AF	Volume AF	Amount
Feb 2012 lrp contribution	250.00	209.6	-52,400.00
Adjustment Subtotal		209.6	-52,400.00

SD-RCL10 Total 209.6 -52,400.00

Meter No SD-RCL15

Reclaimed	Constant	Previous Reading	Current Reading	Volume (Cu. Ft.)	Rate Desc.
Reclaimed		N/A	N/A	N/A	Unbundled

--- ADJUSTMENT ---

	Rate Per AF	Volume AF	Amount
Feb 2012 contribution	150.00	43.7	-6,555.00
Adjustment Subtotal		43.7	-6,555.00

SD-RCL15 Total 43.7 -6,555.00

Meter No SD-RCL5

Reclaimed	Constant	Previous Reading	Current Reading	Volume (Cu. Ft.)	Rate Desc.
Reclaimed		N/A	N/A	N/A	Unbundled

--- ADJUSTMENT ---

	Rate Per AF	Volume AF	Amount
Oct 2011 lppre	113.00	16.0	1,808.00
Oct 2011 lppre	267.00		-4,272.00
Nov 2011 lppre	113.00	7.4	836.20
Nov 2011 lppre	267.00		-1,975.80
Adjustment Subtotal		23.4	-3,603.60

SD-RCL5 Total 23.4 -3,603.60

Meter No SD-RCL6

Reclaimed	Constant	Previous Reading	Current Reading	Volume (Cu. Ft.)	Rate Desc.
Reclaimed		N/A	N/A	N/A	Unbundled

--- ADJUSTMENT ---

	Rate Per AF	Volume AF	Amount
Feb 2012 lrp contribution	185.00	122.2	-22,607.00
Adjustment Subtotal		122.2	-22,607.00

SD-RCL6 Total 122.2 -22,607.00

Meter No SD-RCL8

Reclaimed	Constant	Previous Reading	Current Reading	Volume (Cu. Ft.)	Rate Desc.
Reclaimed		N/A	N/A	N/A	Unbundled

--- ADJUSTMENT ---

	Rate Per AF	Volume AF	Amount
Feb 2012 lrp contribution	100.00	127.1	-12,710.00
Adjustment Subtotal		127.1	-12,710.00

Agency Name	Invoice No.	Rev.	Bill Period	Page No.	Mailed On	Due On
San Diego County Water Authority	7312	0	March 2012	6 of 6	04-10-12	05-31-12

SD-RCL8 Total	127.1	-12,710.00
----------------------	-------	------------

Meter No. SDTJ-01A

Treated Domestic	Constant	Previous Reading	Current Reading	Volume (Cu. Ft.)	Rate Desc.
San Diego-Tijuana	133.68	3393516	3393516	0	Unbundled

--- DELIVERIES ---


	Rate Per AF	Volume AF	Amount
Delivery Subtotal		0.0	0.00
SDTJ-01A Total		0.0	0.00

--- OTHER CHARGES AND CREDITS ---

	Amount
Conservation Ag.# 78189	1,925.95

VOLUME TOTAL	INVOICE TOTAL
13,601.9	\$14,308,780.15

This invoice was printed on 4/10/2012 at 8:20:37AM

**MWD**

METROPOLITAN WATER DISTRICT OF SOUTHERN CALIFORNIA

700 North Alameda Street

Los Angeles, CA, 90012-2944

INVOICE**Billed To:**

San Diego County Water Authority

April 2012

Page No. 1 of 1

Mailed: 05/10/2012

Due Date: 06/29/2012

Invoice Number: 7340

Revision: 0

**Service Address**4677 Overland Ave.
San Diego, CA 92123-1233**NOTICE**

The MWD Administrative Code Section 4507 and 4508 require that payment must be made in "Good Funds" by the due date or the payment will be considered delinquent and an additional charge shall be assessed.

DELIVERIES

	Volume (AF)
Total Water Treated Delivered	6,227.9
Total Water Untreated Delivered	23,966.6

SALES

	Type	Volume (AF)	Rate (\$ /AF)	Total (\$)
Full Service	Tier 1 Supply Rate	15,359.5	\$106.00	\$1,628,107.00
	System Access Rate	15,359.5	\$217.00	\$3,333,011.50
	Water Stewardship Rate	15,359.5	\$43.00	\$660,458.50
	System Power Rate	15,359.5	\$136.00	\$2,088,892.00
	Delta Supply Surcharge	15,359.5	\$58.00	\$890,851.00
	Treatment Surcharge	5,449.2	\$234.00	\$1,275,112.80
IAWP	Treated	834.5		\$638,392.50
	Untreated	81.3		\$43,658.10
SUBTOTAL				\$10,558,483.40

WATER MANAGEMENT

	Volume (AF)	Total (\$)
Local Resource Programs	1,388.0	(\$97,202.30)
SUBTOTAL		(\$97,202.30)

EXCHANGES, WHEELING, AND OTHER DELIVERIES

IID San Diego Exchange UnTreated	13,975.0	\$5,534,100.00
		\$5,534,100.00

OTHER CHARGES AND CREDITS

	Rate (\$ /AF)	
Conservation Debit/Credit	\$5,167.17	
Readiness To Serve Charge(Payment Schedule: S)	\$12,331,966.00	
Capacity Charge(Payment Schedule: S)	\$3,904,610.00	
SUBTOTAL		\$16,241,743.17

ADDITIONAL INFORMATION

	Volume (AF)	Tier1 %	Peak Day	Flow (CFS)
Purchase Order Commitment (Jan 2003 to Dec 2012)	3,342,570.6			
Purchase Order Firm Delivery To Date (Jan 2003 to Dec 2012)	3,828,957.0			
Tier 1 Annual Limit (For Current Calendar Year)	547,239.0			
Tier 1 YTD Deliveries (For Current Calendar Year)	50,536.9	9.2		
Tier 1 Current Month Deliveries	15,359.5			
Capacity Charge			8/27/2009	1,055.3

INVOICE TOTAL

Volume AF


17,663.3

Amount Now Due

\$32,237,124.27

Note: Amount Due is based on highlighted fields

MWD2010-00275515



MWD
 METROPOLITAN WATER DISTRICT OF SOUTHERN CALIFORNIA
 700 North Alameda Street
 Los Angeles, CA, 90012-2944

INVOICE DETAIL

NOTICE

The MWD Administrative Code Section 4507 and 4508 require that payment must be made in "Good Funds" by the due date or the payment will be considered delinquent and an additional charge shall be assessed.

IN ACCORDANCE WITH READINGS AND BILLING DATA LISTED BELOW

Agency Name	Invoice No.	Rev.	Bill Period	Page No.	Mailed On	Due On
San Diego County Water Authority	7340	0	April 2012	1 of 7	05-10-12	06-29-12

Meter No CM-10

Treated	Constant	Previous Reading	Current Reading	Volume (Cu. Ft.)	Rate Desc.
Treated Domestic		0	0	0	Unbundled

--- ADJUSTMENT ---

	Rate Per AF	Volume AF	Amount
Apr 2012 adj oc to sd transfer	794.00	55.8	44,305.20
Adjustment Subtotal		55.8	44,305.20
CM-10 Total		55.8	44,305.20

Meter No SD-01A

Treated Domestic	Constant	Previous Reading	Current Reading	Volume (Cu. Ft.)	Rate Desc.
Rainbow Cyn. Rd. e/o Frontage Rd.	1,000	27017747	27070976	53229000	Unbundled

--- DELIVERIES ---

	Rate Per AF	Volume AF	Amount
Tier 1 Supply Rate	106.00	1,222.0	129,532.00
System Access Rate	217.00	1,222.0	265,174.00
Water Stewardship Rate	43.00	1,222.0	52,546.00
System Power Rate	136.00	1,222.0	166,192.00
Treatment Surcharge	234.00	1,222.0	285,948.00
Delta Supply Surcharge	58.00	1,222.0	70,876.00
Apr 2012, meter under 10% flow Tier 1 Supply Rate	106.00	0.6	63.60
Apr 2012, meter under 10% flow System Access Rate	217.00	0.6	130.20
Apr 2012, meter under 10% flow Water Stewardship Rate	43.00	0.6	25.80
Apr 2012, meter under 10% flow System Power Rate	136.00	0.6	81.60
Apr 2012, meter under 10% flow Treatment Surcharge	234.00	0.6	140.40
Apr 2012, meter under 10% flow Delta Supply Surcharge	58.00	0.6	34.80
Delivery Subtotal		1,222.6	970,744.40
SD-01A Total		1,222.6	970,744.40

Meter No SD-01B

Treated Domestic	Constant	Previous Reading	Current Reading	Volume (Cu. Ft.)	Rate Desc.
Rainbow Cyn. Rd. e/o Frontage Rd.	1,000	26490775	26541093	50318000	Unbundled

--- DELIVERIES ---

	Rate Per AF	Volume AF	Amount
Tier 1 Supply Rate	106.00	1,155.1	122,440.60
System Access Rate	217.00	1,155.1	250,656.70
Water Stewardship Rate	43.00	1,155.1	49,669.30
System Power Rate	136.00	1,155.1	157,093.60
Treatment Surcharge	234.00	1,155.1	270,293.40
Delta Supply Surcharge	58.00	1,155.1	66,995.80
Delivery Subtotal		1,155.1	917,149.40

Agency Name	Invoice No.	Rev.	Bill Period	Page No.	Mailed On	Due On
San Diego County Water Authority	7340	0	April 2012	2 of 7	05-10-12	06-29-12

SD-01B Total 1,155.1 917,149.40

Meter No. SD-02

Treated Domestic	Constant	Previous Reading	Current Reading	Volume (Cu. Ft.)	Rate Desc.
w/o Rainbow Glen Rd.	100	27262050	27328752	6670200	Unbundled

--- DELIVERIES ---

	Rate Per AF	Volume AF	Amount
Tier 1 Supply Rate	106.00	153.1	16,228.60
System Access Rate	217.00	153.1	33,222.70
Water Stewardship Rate	43.00	153.1	6,583.30
System Power Rate	136.00	153.1	20,821.60
Treatment Surcharge	234.00	153.1	35,825.40
Delta Supply Surcharge	58.00	153.1	8,879.80
Apr 2012, meter under 10% flow Tier 1 Supply Rate	106.00	0.6	63.60
Apr 2012, meter under 10% flow System Access Rate	217.00	0.6	130.20
Apr 2012, meter under 10% flow Water Stewardship Rate	43.00	0.6	25.80
Apr 2012, meter under 10% flow System Power Rate	136.00	0.6	81.60
Apr 2012, meter under 10% flow Treatment Surcharge	234.00	0.6	140.40
Apr 2012, meter under 10% flow Delta Supply Surcharge	58.00	0.6	34.80
Delivery Subtotal		153.7	122,037.80

SD-02 Total 153.7 122,037.80

Meter No. SD-03

Untreated Domestic	Constant	Previous Reading	Current Reading	Volume (Cu. Ft.)	Rate Desc.
Rainbow Cyn. Rd. e/o Frontage Rd.	1,000	89895421	90224209	328788000	Unbundled

--- DELIVERIES ---

	Rate Per AF	Volume AF	Amount
Tier 1 Supply Rate	106.00	7,547.9	800,077.40
System Access Rate	217.00	7,547.9	1,637,894.30
Water Stewardship Rate	43.00	7,547.9	324,559.70
System Power Rate	136.00	7,547.9	1,026,514.40
Delta Supply Surcharge	58.00	7,547.9	437,778.20
Delivery Subtotal		7,547.9	4,226,824.00

SD-03 Total 7,547.9 4,226,824.00

Meter No. SD-05

Treated Domestic	Constant	Previous Reading	Current Reading	Volume (Cu. Ft.)	Rate Desc.
s/o Reche Rd. w/o Wilt Rd.	100	10651157	10713557	6240000	Unbundled

--- DELIVERIES ---

	Rate Per AF	Volume AF	Amount
Tier 1 Supply Rate	106.00	143.3	15,189.80
System Access Rate	217.00	143.3	31,096.10
Water Stewardship Rate	43.00	143.3	6,161.90
System Power Rate	136.00	143.3	19,488.80
Treatment Surcharge	234.00	143.3	33,532.20
Delta Supply Surcharge	58.00	143.3	8,311.40
Delivery Subtotal		143.3	113,780.20

SD-05 Total 143.3 113,780.20

Meter No. SD-07

Treated Domestic	Constant	Previous Reading	Current Reading	Volume (Cu. Ft.)	Rate Desc.
e/o Wilt Rd. n/o Dos Ninos Ave.	1,000	117917529	118054511	136982000	Unbundled

--- DELIVERIES ---

	Rate Per AF	Volume AF	Amount
Tier 1 Supply Rate	106.00	3,144.7	333,338.20
System Access Rate	217.00	3,144.7	682,399.90
Water Stewardship Rate	43.00	3,144.7	135,222.10

Agency Name	Invoice No.	Rev.	Bill Period	Page No.	Mailed On	Due On
San Diego County Water Authority	7340	0	April 2012	3 of 7	05-10-12	06-29-12

--- DELIVERIES ---

	Rate Per AF	Volume AF	Amount
System Power Rate	136.00	3,144.7	427,679.20
Treatment Surcharge	234.00	3,144.7	735,859.80
Delta Supply Surcharge	58.00	3,144.7	182,392.60
Delivery Subtotal		3,144.7	2,496,891.80

--- ADJUSTMENT ---

	Rate Per AF	Volume AF	Amount
Jan 2012 adj basic to agr (Rincon)	765.00	13.8	10,557.00
Jan 2012 adj basic to agr	794.00	-13.8	-10,957.20
Feb 2012 adj basic to agr (Vista)	765.00	0.8	612.00
Feb 2012 adj basic to agr	794.00	-0.8	-635.20
Feb 2012 adj basic to agr (Rincon)	765.00	11.3	8,644.50
Feb 2012 adj basic to agr	794.00	-11.3	-8,972.20
Mar 2012 adj basic to agr (Santa Fe Irrigation)	765.00	0.1	76.50
Mar 2012 adj basic to agr	794.00	-0.1	-79.40
Mar 2012 adj basic to agr (City of San Diego)	765.00	0.5	382.50
Mar 2012 adj basic to agr	794.00	-0.5	-397.00
Mar 2012 adj basic to agr (Olivenhain)	765.00	1.7	1,300.50
Mar 2012 adj basic to agr	794.00	-1.7	-1,349.80
Mar 2012 adj basic to agr (Rincon)	765.00	8.3	6,349.50
Mar 2012 adj basic to agr	794.00	-8.3	-6,590.20
Mar 2012 adj basic to agr (Vallecitos)	765.00	23.2	17,748.00
Mar 2012 adj basic to agr	794.00	-23.2	-18,420.80
Mar 2012 adj basic to agr (Padre Dam)	765.00	26.2	20,043.00
Mar 2012 adj basic to agr	794.00	-26.2	-20,802.80
Mar 2012 adj basic to agr (Ramona)	765.00	71.8	54,927.00
Mar 2012 adj basic to agr	794.00	-71.8	-57,009.20
Mar 2012 adj basic to agr (Rainbow)	765.00	156.1	119,416.50
Mar 2012 adj basic to agr	794.00	-156.1	-123,943.40
Mar 2012 adj basic to agr (Valley Center)	765.00	361.8	276,777.00
Mar 2012 adj basic to agr	794.00	-361.8	-287,269.20
Apr 2012 adj basic to agr (Vallecitos)	765.00	15.2	11,628.00
Apr 2012 adj basic to agr	794.00	-15.2	-12,068.80
Apr 2012 adj basic to agr (Rainbow)	765.00	143.7	109,930.50
Apr 2012 adj basic to agr	794.00	-143.7	-114,097.80
Adjustment Subtotal		0.0	-24,200.50
SD-07 Total		3,144.7	2,472,691.30

Meter No SD-08

Treated Domestic	Constant	Previous Reading	Current Reading	Volume (Cu. Ft.)	Rate Desc.
n/o Red Mtn. n/o Mission Rd.	100	39955943	40085358	12941500	Unbundled

--- DELIVERIES ---

	Rate Per AF	Volume AF	Amount
Tier 1 Supply Rate	106.00	297.1	31,492.60
System Access Rate	217.00	297.1	64,470.70
Water Stewardship Rate	43.00	297.1	12,775.30
System Power Rate	136.00	297.1	40,405.60
Treatment Surcharge	234.00	297.1	69,521.40
Delta Supply Surcharge	58.00	297.1	17,231.80
Apr 2012, meter under 10% flow Tier 1 Supply Rate	106.00	0.5	53.00
Apr 2012, meter under 10% flow System Access Rate	217.00	0.5	108.50
Apr 2012, meter under 10% flow Water Stewardship Rate	43.00	0.5	21.50
Apr 2012, meter under 10% flow System Power Rate	136.00	0.5	68.00
Apr 2012, meter under 10% flow Treatment Surcharge	234.00	0.5	117.00
Apr 2012, meter under 10% flow Delta Supply Surcharge	58.00	0.5	29.00
Delivery Subtotal		297.6	236,294.40
SD-08 Total		297.6	236,294.40

Meter No SD-09

Treated Domestic	Constant	Previous Reading	Current Reading	Volume (Cu. Ft.)	Rate Desc.
w/o Rainbow Glen. Rd. n/o Red Mtn.	100	8877905	8926229	4832400	Unbundled

Agency Name	Invoice No.	Rev.	Bill Period	Page No.	Mailed On	Due On
San Diego County Water Authority	7340	0	April 2012	4 of 7	05-10-12	06-29-12

--- DELIVERIES ---

	Rate Per AF	Volume AF	Amount
Tier 1 Supply Rate	106.00	110.9	11,755.40
System Access Rate	217.00	110.9	24,065.30
Water Stewardship Rate	43.00	110.9	4,768.70
System Power Rate	136.00	110.9	15,082.40
Treatment Surcharge	234.00	110.9	25,950.60
Delta Supply Surcharge	58.00	110.9	6,432.20
Delivery Subtotal		110.9	88,054.60
SD-09 Total		110.9	88,054.60

Meter No SD-11

Untreated Domestic	Constant	Previous Reading	Current Reading	Volume (Cu. Ft.)	Rate Desc.
e/o Wilt Rd. n/o Dos Ninos Ave.	10,000	17096727	17168247	715200000	Unbundled

--- DELIVERIES ---

	Rate Per AF	Volume AF	Amount
Tier 1 Supply Rate	106.00	16,418.7	1,740,382.20
System Access Rate	217.00	16,418.7	3,562,857.90
Water Stewardship Rate	43.00	16,418.7	706,004.10
System Power Rate	136.00	16,418.7	2,232,943.20
Delta Supply Surcharge	58.00	16,418.7	952,284.60
Delivery Subtotal		16,418.7	9,194,472.00

--- ADJUSTMENT ---

	Rate Per AF	Volume AF	Amount
Jan 2012 adj basic to agr (Poway)	537.00	1.8	966.60
Jan 2012 adj basic to agr	560.00	-1.8	-1,008.00
Feb 2012 adj basic to agr (Vista)	537.00	0.8	429.60
Feb 2012 adj basic to agr	560.00	-0.8	-448.00
Mar 2012 adj basic to agr (Santa Fe Irrigation)	537.00	0.3	161.10
Mar 2012 adj basic to agr	560.00	-0.3	-168.00
Mar 2012 adj basic to agr (City of San Diego)	537.00	2.9	1,557.30
Mar 2012 adj basic to agr	560.00	-2.9	-1,624.00
Mar 2012 adj basic to agr (Olivenhain)	537.00	4.2	2,255.40
Mar 2012 adj basic to agr	560.00	-4.2	-2,352.00
Mar 2012 adj basic to agr (Escondido)	537.00	52.7	28,299.90
Mar 2012 adj basic to agr	560.00	-52.7	-29,512.00
Mar 2012 adj basic to agr (Ramona)	537.00	18.6	9,988.20
Mar 2012 adj basic to agr	560.00	-18.6	-10,416.00
Apr 2012 adj exch iid to sdcwa	560.00	-13,975.0	-7,826,000.00
Apr 2012 adj exch iid to sdcwa (San Diego CWA)	396.00		5,534,100.00
Adjustment Subtotal		-13,975.0	-2,293,769.90
SD-11 Total		2,443.7	6,900,702.10

Meter No SD-DS1

Desalted	Constant	Previous Reading	Current Reading	Volume (Cu. Ft.)	Rate Desc.
Desalted	N/A	N/A	N/A	N/A	Unbundled

--- ADJUSTMENT ---

	Rate Per AF	Volume AF	Amount
Mar 2012 lppds	792.00	226.3	179,229.60
Mar 2012 lppds	792.00		-179,229.60
Adjustment Subtotal		226.3	0.00
SD-DS1 Total		226.3	0.00

Meter No SD-GRP1

Recovered	Constant	Previous Reading	Current Reading	Volume (Cu. Ft.)	Rate Desc.
Recovered Greenbelt	N/A	N/A	N/A	N/A	Unbundled

Agency Name	Invoice No.	Rev.	Bill Period	Page No.	Mailed On	Due On
San Diego County Water Authority	7340	0	April 2012	5 of 7	05-10-12	06-29-12

--- ADJUSTMENT ---

	Rate Per AF	Volume AF	Amount
Jul 2010 grp (rate adj fr \$225 to \$20) voided	929.00	-278.8	-259,005.20
Jul 2010 grp (rate adj fr \$225 to \$20) voided	949.00		264,581.20
Jul 2010 grp (rate adj fr \$20 to \$0)	949.00		-264,581.20
Jul 2010 grp (rate adj fr \$20 to \$0)	949.00	278.8	264,581.20
Aug 2010 grp (rate adj fr \$225 to \$20) voided	929.00	-289.0	-268,481.00
Aug 2010 grp (rate adj fr \$225 to \$20) voided	949.00		274,261.00
Aug 2010 grp (rate adj fr \$20 to \$0)	949.00	289.0	274,261.00
Aug 2010 grp (rate adj fr \$20 to \$0)	949.00		-274,261.00
Sep 2010 grp voided	929.00	-246.0	-228,534.00
Sep 2010 grp voided	949.00		233,454.00
Sep 2010 grp (rate adj fr \$20 to \$0)	949.00	246.0	233,454.00
Sep 2010 grp (rate adj fr \$20 to \$0)	949.00		-233,454.00
Oct 2010 grp voided	929.00	-281.9	-261,885.10
Oct 2010 grp voided	949.00		267,523.10
Oct 2010 grp (rate adj fr \$20 to \$0)	949.00	281.9	267,523.10
Oct 2010 grp (rate adj fr \$20 to \$0)	949.00		-267,523.10
Nov 2010 grp voided	929.00	-284.2	-264,021.80
Nov 2010 grp voided	949.00		269,705.80
Nov 2010 grp (rate adj fr \$20 to \$0)	949.00	284.2	269,705.80
Nov 2010 grp (rate adj fr \$20 to \$0)	949.00		-269,705.80
Dec 2010 grp voided	929.00	-286.0	-265,694.00
Dec 2010 grp voided	949.00		271,414.00
Dec 2010 grp (rate adj fr \$20 to \$0)	949.00	286.0	271,414.00
Dec 2010 grp (rate adj fr \$20 to \$0)	949.00		-271,414.00
Jan 2011 grp voided	929.00	-303.0	-281,487.00
Jan 2011 grp voided	949.00		287,547.00
Jan 2011 grp (rate adj fr \$20 to \$0)	949.00	303.0	287,547.00
Jan 2011 grp (rate adj fr \$20 to \$0)	949.00		-287,547.00
Feb 2011 grp voided	929.00	-335.4	-311,586.60
Feb 2011 grp voided	949.00		318,294.60
Feb 2011 grp (rate adj fr \$20 to \$0)	949.00	335.4	318,294.60
Feb 2011 grp (rate adj fr \$20 to \$0)	949.00		-318,294.60
Mar 2011 grp voided	929.00	-335.4	-311,586.60
Mar 2011 grp voided	949.00		318,294.60
Mar 2011 grp (rate adj fr \$20 to \$0)	949.00	335.4	318,294.60
Mar 2011 grp (rate adj fr \$20 to \$0)	949.00		-318,294.60
Apr 2011 grp voided	929.00	-312.4	-290,219.60
Apr 2011 grp voided	949.00		296,467.60
Apr 2011 grp (rate adj fr \$20 to \$0)	949.00	312.4	296,467.60
Apr 2011 grp (rate adj fr \$20 to \$0)	949.00		-296,467.60
May 2011 grp voided	929.00	-280.2	-260,305.80
May 2011 grp voided	949.00		265,909.80
May 2011 grp (rate adj fr \$20 to \$0)	949.00	280.2	265,909.80
May 2011 grp (rate adj fr \$20 to \$0)	949.00		-265,909.80
Jun 2011 grp voided	929.00	-282.0	-261,978.00
Jun 2011 grp voided	949.00		267,618.00
Jun 2011 grp (rate adj fr \$20 to \$0)	949.00	282.0	267,618.00
Jun 2011 grp (rate adj fr \$20 to \$0)	949.00		-267,618.00
Apr 2012 grp	792.00		-261,835.20
Apr 2012 grp	792.00	330.6	261,835.20
Adjustment Subtotal		330.6	70,286.00
SD-GRP1 Total		330.6	70,286.00

Meter No SD-RCL10

Reclaimed	Constant	Previous Reading	Current Reading	Volume (Cu. Ft.)	Rate Desc.
Reclaimed		N/A	N/A	N/A	Unbundled

--- ADJUSTMENT ---

	Rate Per AF	Volume AF	Amount
Mar 2012 lrp contribution	250.00	260.3	-65,075.00
Adjustment Subtotal		260.3	-65,075.00

Agency Name	Invoice No.	Rev.	Bill Period	Page No.	Mailed On	Due On
San Diego County Water Authority	7340	0	April 2012	6 of 7	05-10-12	06-29-12

SD-RCL10 Total 260.3 -65,075.00

Meter No SD-RCL12

Reclaimed	Constant	Previous Reading	Current Reading	Volume (Cu. Ft.)	Rate Desc
Reclaimed		N/A	N/A	N/A	Unbundled

--- ADJUSTMENT ---

	Rate Per AF	Volume AF	Amount
Mar 2012 lrp contribution	250.00	25.2	-6,300.00
Apr 2012 lrp contribution	250.00	30.2	-7,550.00
Adjustment Subtotal		55.4	-13,850.00
SD-RCL12 Total		55.4	-13,850.00

Meter No SD-RCL13

Reclaimed	Constant	Previous Reading	Current Reading	Volume (Cu. Ft.)	Rate Desc
Reclaimed		N/A	N/A	N/A	Unbundled

--- ADJUSTMENT ---

	Rate Per AF	Volume AF	Amount
Mar 2012 contribution	250.00	62.9	-15,725.00
Apr 2012 contribution	250.00	65.1	-16,275.00
Adjustment Subtotal		128.0	-32,000.00
SD-RCL13 Total		128.0	-32,000.00

Meter No SD-RCL15

Reclaimed	Constant	Previous Reading	Current Reading	Volume (Cu. Ft.)	Rate Desc
Reclaimed		N/A	N/A	N/A	Unbundled

--- ADJUSTMENT ---

	Rate Per AF	Volume AF	Amount
Mar 2012 contribution	150.00	53.4	-8,010.00
Adjustment Subtotal		53.4	-8,010.00
SD-RCL15 Total		53.4	-8,010.00

Meter No SD-RCL16

Reclaimed	Constant	Previous Reading	Current Reading	Volume (Cu. Ft.)	Rate Desc
Reclaimed		N/A	N/A	N/A	Unbundled

--- ADJUSTMENT ---

	Rate Per AF	Volume AF	Amount
Apr 2012 contribution	250.00	6.9	-1,725.00
Adjustment Subtotal		6.9	-1,725.00
SD-RCL16 Total		6.9	-1,725.00

Meter No SD-RCL6

Reclaimed	Constant	Previous Reading	Current Reading	Volume (Cu. Ft.)	Rate Desc
Reclaimed		N/A	N/A	N/A	Unbundled

--- ADJUSTMENT ---

	Rate Per AF	Volume AF	Amount
Mar 2012 lrp contribution	185.00	159.3	-29,470.50
Adjustment Subtotal		159.3	-29,470.50
SD-RCL6 Total		159.3	-29,470.50

Agency Name	Invoice No.	Rev.	Bill Period	Page No.	Mailed On	Due On
San Diego County Water Authority	7340	0	April 2012	7 of 7	05-10-12	06-29-12

Meter No SD-RCL8

Reclaimed	Constant	Previous Reading	Current Reading	Volume (Cu. Ft.)	Rate Desc.
Reclaimed		N/A	N/A	N/A	Unbundled

--- ADJUSTMENT ---

	Rate Per AF	Volume AF	Amount
Mar 2012 lrp contribution	100.00	157.1	-15,710.00
Adjustment Subtotal		157.1	-15,710.00
SD-RCL8 Total		157.1	-15,710.00

Meter No SD-RCL9

Reclaimed	Constant	Previous Reading	Current Reading	Volume (Cu. Ft.)	Rate Desc.
		N/A	N/A	N/A	Unbundled

--- ADJUSTMENT ---

	Rate Per AF	Volume AF	Amount
Apr 2012 lppre	113.00	10.7	1,209.10
Apr 2012 lppre	267.00		-2,856.90
Adjustment Subtotal		10.7	-1,647.80
SD-RCL9 Total		10.7	-1,647.80

Meter No SDTJ-01A

Treated Domestic	Constant	Previous Reading	Current Reading	Volume (Cu. Ft.)	Rate Desc.
San Diego-Tijuana	133.68	3393516	3393516	0	Unbundled

--- DELIVERIES ---


	Rate Per AF	Volume AF	Amount
Delivery Subtotal		0.0	0.00
SDTJ-01A Total		0.0	0.00

--- OTHER CHARGES AND CREDITS ---

	Amount
Conservation Ag # 78189	5,167.17
Capacity Charge for current calendar year	3,904,610.00
Readiness to Serve Charge for current fiscal year	12,331,966.00

VOLUME TOTAL	INVOICE TOTAL
17,663.3	\$32,237,124.27

This invoice was printed on 5/7/2012 at 3:46:28PM



MWD
 METROPOLITAN WATER DISTRICT OF SOUTHERN CALIFORNIA
 700 North Alameda Street
 Los Angeles, CA, 90012-2944

INVOICE

Billed To:
 San Diego County Water Authority



Service Address
 4677 Overland Ave.
 San Diego, CA 92123-1233

May 2012	Page No. 1 of 1
Mailed: 06/08/2012	Due Date: 07/31/2012
Invoice Number: 7368	Revision: 0

NOTICE

The MWD Administrative Code Section 4507 and 4508 require that payment must be made in "Good Funds" by the due date or the payment will be considered delinquent and an additional charge shall be assessed.

DELIVERIES	Volume (AF)
Total Water Treated Delivered	9,282.8
Total Water Untreated Delivered	32,032.5

SALES	Type	Volume (AF)	Rate (\$ /AF)	Total (\$)
Full Service	Tier 1 Supply Rate	26,419.3	\$106.00	\$2,800,445.80
	System Access Rate	26,419.3	\$217.00	\$5,732,988.10
	Water Stewardship Rate	26,419.3	\$43.00	\$1,136,029.90
	System Power Rate	26,419.3	\$136.00	\$3,593,024.80
	Delta Supply Surcharge	26,419.3	\$58.00	\$1,532,319.40
	Treatment Surcharge	8,450.3	\$234.00	\$1,977,370.20
IAWP	Treated	880.1		\$673,276.50
	Untreated	88.5		\$47,524.50
SUBTOTAL				\$17,492,979.20

WATER MANAGEMENT	Volume (AF)	Total (\$)
Local Resource Programs	1,489.9	(\$188,671.10)
SUBTOTAL		(\$188,671.10)

EXCHANGES, WHEELING, AND OTHER DELIVERIES	Volume (AF)	Total (\$)
IID San Diego Exchange UnTreated	13,975.0	\$5,534,100.00
SUBTOTAL		\$5,534,100.00

OTHER CHARGES AND CREDITS	Rate (\$ /AF)	Total (\$)
Conservation Debit/Credit		\$7,603.20
SUBTOTAL		\$7,603.20

ADDITIONAL INFORMATION	Volume (AF)	Tier1 %	Peak Day	Flow (CFS)
Purchase Order Commitment (Jan 2003 to Dec 2012)	3,342,570.6			
Purchase Order Firm Delivery To Date (Jan 2003 to Dec 2012)	3,855,376.3			
Tier 1 Annual Limit (For Current Calendar Year)	547,239.0			
Tier 1 YTD Deliveries (For Current Calendar Year)	76,956.2	14.1		
Tier 1 Current Month Deliveries	26,419.3			
Capacity Charge			8/27/2009	1,055.3

INVOICE TOTAL	Volume AF 28,877.8	Amount Now Due \$22,846,011.30
----------------------	------------------------------	--

Note: Amount Due is based on highlighted fields.



MWD
 METROPOLITAN WATER DISTRICT OF SOUTHERN CALIFORNIA
 700 North Alameda Street
 Los Angeles, CA, 90012-2944

INVOICE DETAIL

NOTICE

The MWD Administrative Code Section 4507 and 4508 require that payment must be made in "Good Funds" by the due date or the payment will be considered delinquent and an additional charge shall be assessed.

IN ACCORDANCE WITH READINGS AND BILLING DATA LISTED BELOW

Agency Name	Invoice No.	Rev.	Bill Period	Page No.	Mailed On	Due On
San Diego County Water Authority	7368	0	May 2012	1 of 6	06-08-12	07-31-12

Meter No. CM-10

Treated	Constant	Previous Reading	Current Reading	Volume (Cu. Ft.)	Rate Desc.
Treated Domestic		0	0	0	Unbundled

--- ADJUSTMENT ---	Rate Per AF	Volume AF	Amount
May 2012 adj oc to sd transfer	794.00	47.6	37,794.40
Adjustment Subtotal		47.6	37,794.40
CM-10 Total		47.6	37,794.40

Meter No. SD-01A

Treated Domestic	Constant	Previous Reading	Current Reading	Volume (Cu. Ft.)	Rate Desc.
Rainbow Cyn. Rd. e/o Frontage Rd.	1,000	27070976	27162766	91790000	Unbundled

--- DELIVERIES ---	Rate Per AF	Volume AF	Amount
Tier 1 Supply Rate	106.00	2,107.2	223,363.20
System Access Rate	217.00	2,107.2	457,262.40
Water Stewardship Rate	43.00	2,107.2	90,609.60
System Power Rate	136.00	2,107.2	286,579.20
Treatment Surcharge	234.00	2,107.2	493,084.80
Delta Supply Surcharge	58.00	2,107.2	122,217.60
Delivery Subtotal		2,107.2	1,673,116.80
SD-01A Total		2,107.2	1,673,116.80

Meter No. SD-01B

Treated Domestic	Constant	Previous Reading	Current Reading	Volume (Cu. Ft.)	Rate Desc.
Rainbow Cyn. Rd. e/o Frontage Rd.	1,000	26541093	26632091	90998000	Unbundled

--- DELIVERIES ---	Rate Per AF	Volume AF	Amount
Tier 1 Supply Rate	106.00	2,089.0	221,434.00
System Access Rate	217.00	2,089.0	453,313.00
Water Stewardship Rate	43.00	2,089.0	89,827.00
System Power Rate	136.00	2,089.0	284,104.00
Treatment Surcharge	234.00	2,089.0	488,826.00
Delta Supply Surcharge	58.00	2,089.0	121,162.00
Delivery Subtotal		2,089.0	1,658,666.00
SD-01B Total		2,089.0	1,658,666.00

Agency Name	Invoice No.	Rev.	Bill Period	Page No.	Mailed On	Due On
San Diego County Water Authority	7368	0	May 2012	2 of 6	06-08-12	07-31-12

Meter No SD-02

Treated Domestic	Constant	Previous Reading	Current Reading	Volume (Cu. Ft.)	Rate Desc.
w/o Rainbow Glen Rd.	100	27328752	27466639	13788700	Unbundled

--- DELIVERIES ---		Rate Per AF	Volume AF	Amount
Tier 1 Supply Rate		106.00	316.5	33,549.00
System Access Rate		217.00	316.5	68,680.50
Water Stewardship Rate		43.00	316.5	13,609.50
System Power Rate		136.00	316.5	43,044.00
Treatment Surcharge		234.00	316.5	74,061.00
Delta Supply Surcharge		58.00	316.5	18,357.00
May 2012, meter under 10% flow	Tier 1 Supply Rate	106.00	0.2	21.20
May 2012, meter under 10% flow	System Access Rate	217.00	0.2	43.40
May 2012, meter under 10% flow	Water Stewardship Rate	43.00	0.2	8.60
May 2012, meter under 10% flow	System Power Rate	136.00	0.2	27.20
May 2012, meter under 10% flow	Treatment Surcharge	234.00	0.2	46.80
May 2012, meter under 10% flow	Delta Supply Surcharge	58.00	0.2	11.60
Delivery Subtotal			316.7	251,459.80
SD-02 Total			316.7	251,459.80

Meter No SD-03

Untreated Domestic	Constant	Previous Reading	Current Reading	Volume (Cu. Ft.)	Rate Desc.
Rainbow Cyn. Rd. e/o Frontage Rd.	1,000	90224209	90693476	469267000	Unbundled

--- DELIVERIES ---		Rate Per AF	Volume AF	Amount
Tier 1 Supply Rate		106.00	10,772.9	1,141,927.40
System Access Rate		217.00	10,772.9	2,337,719.30
Water Stewardship Rate		43.00	10,772.9	463,234.70
System Power Rate		136.00	10,772.9	1,465,114.40
Delta Supply Surcharge		58.00	10,772.9	624,828.20
Delivery Subtotal			10,772.9	6,032,824.00
SD-03 Total			10,772.9	6,032,824.00

Meter No SD-05

Treated Domestic	Constant	Previous Reading	Current Reading	Volume (Cu. Ft.)	Rate Desc.
s/o Reche Rd. w/o Wilt Rd.	100	10713557	10824994	11143700	Unbundled

--- DELIVERIES ---		Rate Per AF	Volume AF	Amount
Tier 1 Supply Rate		106.00	255.8	27,114.80
System Access Rate		217.00	255.8	55,508.60
Water Stewardship Rate		43.00	255.8	10,999.40
System Power Rate		136.00	255.8	34,788.80
Treatment Surcharge		234.00	255.8	59,857.20
Delta Supply Surcharge		58.00	255.8	14,836.40
Delivery Subtotal			255.8	203,105.20
SD-05 Total			255.8	203,105.20

Meter No SD-07

Treated Domestic	Constant	Previous Reading	Current Reading	Volume (Cu. Ft.)	Rate Desc.
e/o Wilt Rd. n/o Dos Ninos Ave.	1,000	118054511	118228843	174332000	Unbundled

--- DELIVERIES ---		Rate Per AF	Volume AF	Amount
Tier 1 Supply Rate		106.00	4,002.1	424,222.60
System Access Rate		217.00	4,002.1	868,455.70
Water Stewardship Rate		43.00	4,002.1	172,090.30
System Power Rate		136.00	4,002.1	544,285.60
Treatment Surcharge		234.00	4,002.1	936,491.40

Agency Name	Invoice No.	Rev.	Bill Period	Page No.	Mailed On	Due On
San Diego County Water Authority	7368	0	May 2012	3 of 6	06-08-12	07-31-12

--- DELIVERIES ---

	Rate Per AF	Volume AF	Amount
Delta Supply Surcharge	58.00	4,002.1	232,121.80
Delivery Subtotal		4,002.1	3,177,667.40

--- ADJUSTMENT ---

	Rate Per AF	Volume AF	Amount
Mar 2012 adj basic to agr (Vista)	765.00	0.7	535.50
Mar 2012 adj basic to agr	794.00	-0.7	-555.80
Apr 2012 adj basic to agr (Padre Dam)	765.00	17.8	13,617.00
Apr 2012 adj basic to agr	794.00	-17.8	-14,133.20
Apr 2012 adj basic to agr (Fallbrook)	765.00	61.0	46,665.00
Apr 2012 adj basic to agr	794.00	-61.0	-48,434.00
Apr 2012 adj basic to agr (Ramona)	765.00	55.1	42,151.50
Apr 2012 adj basic to agr	794.00	-55.1	-43,749.40
Apr 2012 adj basic to agr (Valley Center)	765.00	410.6	314,109.00
Apr 2012 adj basic to agr	794.00	-410.6	-326,016.40
May 2012 adj basic to agr (Yuima)	765.00	31.3	23,944.50
May 2012 adj basic to agr	794.00	-31.3	-24,852.20
May 2012 adj basic to agr (Rainbow)	765.00	303.6	232,254.00
May 2012 adj basic to agr	794.00	-303.6	-241,058.40
Adjustment Subtotal		0.0	-25,522.90

SD-07 Total 4,002.1 3,152,144.50

Meter No SD-08

Treated Domestic	Constant	Previous Reading	Current Reading	Volume (Cu. Ft.)	Rate Desc.
n/o Red Mtn. n/o Mission Rd.	100	40085358	40240760	15540200	Unbundled

--- DELIVERIES ---

	Rate Per AF	Volume AF	Amount
Tier 1 Supply Rate	106.00	356.8	37,820.80
System Access Rate	217.00	356.8	77,425.60
Water Stewardship Rate	43.00	356.8	15,342.40
System Power Rate	136.00	356.8	48,524.80
Treatment Surcharge	234.00	356.8	83,491.20
Delta Supply Surcharge	58.00	356.8	20,694.40
May 2012, meter under 10% flow Tier 1 Supply Rate	106.00	0.8	84.80
May 2012, meter under 10% flow System Access Rate	217.00	0.8	173.60
May 2012, meter under 10% flow Water Stewardship Rate	43.00	0.8	34.40
May 2012, meter under 10% flow System Power Rate	136.00	0.8	108.80
May 2012, meter under 10% flow Treatment Surcharge	234.00	0.8	187.20
May 2012, meter under 10% flow Delta Supply Surcharge	58.00	0.8	46.40
Delivery Subtotal		357.6	283,934.40

SD-08 Total 357.6 283,934.40

Meter No SD-09

Treated Domestic	Constant	Previous Reading	Current Reading	Volume (Cu. Ft.)	Rate Desc.
w/o Rainbow Glen. Rd. n/o Red Mtn.	100	8926229	8993498	6726900	Unbundled

--- DELIVERIES ---

	Rate Per AF	Volume AF	Amount
Tier 1 Supply Rate	106.00	154.4	16,366.40
System Access Rate	217.00	154.4	33,504.80
Water Stewardship Rate	43.00	154.4	6,639.20
System Power Rate	136.00	154.4	20,998.40
Treatment Surcharge	234.00	154.4	36,129.60
Delta Supply Surcharge	58.00	154.4	8,955.20
Delivery Subtotal		154.4	122,593.60

SD-09 Total 154.4 122,593.60

Agency Name	Invoice No.	Rev.	Bill Period	Page No.	Mailed On	Due On
San Diego County Water Authority	7368	0	May 2012	4 of 6	06-08-12	07-31-12

Meter No SD-11

Untreated Domestic	Constant	Previous Reading	Current Reading	Volume (Cu. Ft.)	Rate Desc.
e/o Wilt Rd. n/o Dos Ninos Ave.	10,000	17168247	17260854	926070000	Unbundled

--- DELIVERIES ---	Rate Per AF	Volume AF	Amount
Tier 1 Supply Rate	106.00	21,259.6	2,253,517.60
System Access Rate	217.00	21,259.6	4,613,333.20
Water Stewardship Rate	43.00	21,259.6	914,162.80
System Power Rate	136.00	21,259.6	2,891,305.60
Delta Supply Surcharge	58.00	21,259.6	1,233,056.80
Delivery Subtotal		21,259.6	11,905,376.00

--- ADJUSTMENT ---	Rate Per AF	Volume AF	Amount
Feb 2012 adj basic to agr (Poway)	537.00	0.6	322.20
Feb 2012 adj basic to agr	560.00	-0.6	-336.00
Mar 2012 adj basic to agr (Vista)	537.00	0.6	322.20
Mar 2012 adj basic to agr	560.00	-0.6	-336.00
Apr 2012 adj basic to agr (Santa Fe Irrigation)	537.00	0.1	53.70
Apr 2012 adj basic to agr	560.00	-0.1	-56.00
Apr 2012 adj basic to agr (Olivenhain)	537.00	6.7	3,597.90
Apr 2012 adj basic to agr	560.00	-6.7	-3,752.00
Apr 2012 adj basic to agr	560.00	-36.7	-20,552.00
Apr 2012 adj basic to agr (Escondido)	537.00	36.7	19,707.90
Apr 2012 adj basic to agr (Ramona)	537.00	43.8	23,520.60
Apr 2012 adj basic to agr	560.00	-43.8	-24,528.00
May 2012 adj exch iid to sdcwa	560.00	-13,975.0	-7,826,000.00
May 2012 adj exch iid to sdcwa (San Diego CWA)	396.00		5,534,100.00
Adjustment Subtotal		-13,975.0	-2,293,935.50
SD-11 Total		7,284.6	9,611,440.50

Meter No SD-DS1

Desalted	Constant	Previous Reading	Current Reading	Volume (Cu. Ft.)	Rate Desc.
Desalted		N/A	N/A	N/A	Unbundled

--- ADJUSTMENT ---	Rate Per AF	Volume AF	Amount
Apr 2012 lppds	792.00	247.9	196,336.80
Apr 2012 lppds	792.00		-196,336.80
Adjustment Subtotal		247.9	0.00
SD-DS1 Total		247.9	0.00

Meter No SD-GRP1

Recovered	Constant	Previous Reading	Current Reading	Volume (Cu. Ft.)	Rate Desc.
Recovered Greenbelt		N/A	N/A	N/A	Unbundled

--- ADJUSTMENT ---	Rate Per AF	Volume AF	Amount
May 2012 grp	792.00	308.5	244,332.00
May 2012 grp	792.00		-244,332.00
Adjustment Subtotal		308.5	0.00
SD-GRP1 Total		308.5	0.00

Meter No SD-RCL1

Reclaimed	Constant	Previous Reading	Current Reading	Volume (Cu. Ft.)	Rate Desc.
Reclaimed		N/A	N/A	N/A	Unbundled

Agency Name	Invoice No.	Rev.	Bill Period	Page No.	Mailed On	Due On
San Diego County Water Authority	7368	0	May 2012	5 of 6	06-08-12	07-31-12

--- ADJUSTMENT ---

	Rate Per AF	Volume AF	Amount
Apr 2012 lrp contribution	250.00	36.6	-9,150.00
Adjustment Subtotal		36.6	-9,150.00
SD-RCL1 Total		36.6	-9,150.00

Meter No SD-RCL10

Reclaimed	Constant	Previous Reading	Current Reading	Volume (Cu. Ft.)	Rate Desc.
Reclaimed		N/A	N/A	N/A	Unbundled

--- ADJUSTMENT ---

	Rate Per AF	Volume AF	Amount
Apr 2012 lrp contribution	250.00	350.5	-87,625.00
Adjustment Subtotal		350.5	-87,625.00
SD-RCL10 Total		350.5	-87,625.00

Meter No SD-RCL13

Reclaimed	Constant	Previous Reading	Current Reading	Volume (Cu. Ft.)	Rate Desc.
Reclaimed		N/A	N/A	N/A	Unbundled

--- ADJUSTMENT ---

	Rate Per AF	Volume AF	Amount
May 2012 contribution	250.00	148.8	-37,200.00
Adjustment Subtotal		148.8	-37,200.00
SD-RCL13 Total		148.8	-37,200.00

Meter No SD-RCL15

Reclaimed	Constant	Previous Reading	Current Reading	Volume (Cu. Ft.)	Rate Desc.
Reclaimed		N/A	N/A	N/A	Unbundled

--- ADJUSTMENT ---

	Rate Per AF	Volume AF	Amount
Apr 2012 contribution	150.00	68.1	-10,215.00
Adjustment Subtotal		68.1	-10,215.00
SD-RCL15 Total		68.1	-10,215.00

Meter No SD-RCL16

Reclaimed	Constant	Previous Reading	Current Reading	Volume (Cu. Ft.)	Rate Desc.
Reclaimed		N/A	N/A	N/A	Unbundled

--- ADJUSTMENT ---

	Rate Per AF	Volume AF	Amount
Apr 2012 contribution voided	250.00	-6.9	1,725.00
Adjustment Subtotal		-6.9	1,725.00
SD-RCL16 Total		-6.9	1,725.00

Meter No SD-RCL6

Reclaimed	Constant	Previous Reading	Current Reading	Volume (Cu. Ft.)	Rate Desc.
Reclaimed		N/A	N/A	N/A	Unbundled

--- ADJUSTMENT ---

	Rate Per AF	Volume AF	Amount
Apr 2012 lrp contribution	185.00	137.1	-25,363.50
Adjustment Subtotal		137.1	-25,363.50

Agency Name	Invoice No.	Rev.	Bill Period	Page No.	Mailed On	Due On
San Diego County Water Authority	7368	0	May 2012	6 of 6	06-08-12	07-31-12

SD-RCL6 Total	137.1	-25,363.50
----------------------	-------	------------

Meter No SD-RCL8

Reclaimed	Constant	Previous Reading	Current Reading	Volume (Cu. Ft.)	Rate Desc.
Reclaimed		N/A	N/A	N/A	Unbundled

--- ADJUSTMENT ---

	Rate Per AF	Volume AF	Amount
Apr 2012 lrp contribution	100.00	182.4	-18,240.00
Adjustment Subtotal		182.4	-18,240.00
SD-RCL8 Total		182.4	-18,240.00

Meter No SD-RCL9

Reclaimed	Constant	Previous Reading	Current Reading	Volume (Cu. Ft.)	Rate Desc.
		N/A	N/A	N/A	Unbundled

--- ADJUSTMENT ---

	Rate Per AF	Volume AF	Amount
May 2012 lppre	113.00	16.9	1,909.70
May 2012 lppre	267.00		-4,512.30
Adjustment Subtotal		16.9	-2,602.60
SD-RCL9 Total		16.9	-2,602.60

Meter No SDTJ-01A

Treated Domestic	Constant	Previous Reading	Current Reading	Volume (Cu. Ft.)	Rate Desc.
San Diego-Tijuana	133.68	3393516	3393516	0	Unbundled

--- DELIVERIES ---


	Rate Per AF	Volume AF	Amount
Delivery Subtotal		0.0	0.00
SDTJ-01A Total		0.0	0.00

--- OTHER CHARGES AND CREDITS ---

Conservation Ag # 78189	7,603.20
-------------------------	----------

VOLUME TOTAL	INVOICE TOTAL
28,877.8	\$22,846,011.30

This invoice was printed on 6/7/2012 at 7:45:36AM



MWD
 METROPOLITAN WATER DISTRICT OF SOUTHERN CALIFORNIA
 700 North Alameda Street
 Los Angeles, CA, 90012-2944

INVOICE

Billed To:
 San Diego County Water Authority



Service Address
 4677 Overland Ave.
 San Diego, CA 92123-1233

June 2012	Page No. 1 of 1
Mailed: 07/10/2012	Due Date: 08/31/2012
Invoice Number: 7396	Revision: 0

NOTICE

The MWD Administrative Code Section 4507 and 4508 require that payment must be made in "Good Funds" by the due date or the payment will be considered delinquent and an additional charge shall be assessed.

DELIVERIES	Volume (AF)
Total Water Treated Delivered	9,549.1
Total Water Untreated Delivered	38,932.8

SALES	Type	Volume (AF)	Rate (\$ /AF)	Total (\$)
Full Service	Tier 1 Supply Rate	33,397.6	\$106.00	\$3,540,145.60
	System Access Rate	33,397.6	\$217.00	\$7,247,279.20
	Water Stewardship Rate	33,397.6	\$43.00	\$1,436,096.80
	System Power Rate	33,397.6	\$136.00	\$4,542,073.60
	Delta Supply Surcharge	33,397.6	\$58.00	\$1,937,060.80
	Treatment Surcharge	8,576.7	\$234.00	\$2,006,947.80
IAWP	Treated	1,019.2		\$779,688.00
	Untreated	136.9		\$73,515.30
SUBTOTAL				\$21,562,807.10

WATER MANAGEMENT	Volume (AF)	Total (\$)
Local Resource Programs	1,576.4	(\$267,100.80)
SUBTOTAL		(\$267,100.80)

EXCHANGES, WHEELING, AND OTHER DELIVERIES	Volume (AF)	Total (\$)
IID San Diego Exchange UnTreated	13,975.0	\$5,534,100.00
		\$5,534,100.00

OTHER CHARGES AND CREDITS	Rate (\$ /AF)	Total (\$)
Conservation Debit/Credit		\$5,032.00
SUBTOTAL		\$5,032.00

ADDITIONAL INFORMATION	Volume (AF)	Tier1 %	Peak Day	Flow (CFS)
Purchase Order Commitment (Jan 2003 to Dec 2012)	3,342,570.6			
Purchase Order Firm Delivery To Date (Jan 2003 to Dec 2012)	3,888,773.9			
Tier 1 Annual Limit (For Current Calendar Year)	547,239.0			
Tier 1 YTD Deliveries (For Current Calendar Year)	110,353.8	20.2		
Tier 1 Current Month Deliveries	33,397.6			
Capacity Charge			8/27/2009	1,055.3

INVOICE TOTAL	Volume AF	Amount Now Due
	36,130.1	\$26,834,838.30

Note: Amount Due is based on highlighted fields.



MWD
 METROPOLITAN WATER DISTRICT OF SOUTHERN CALIFORNIA
 700 North Alameda Street
 Los Angeles, CA, 90012-2944

INVOICE DETAIL

NOTICE

The MWD Administrative Code Section 4507 and 4508 require that payment must be made in "Good Funds" by the due date or the payment will be considered delinquent and an additional charge shall be assessed.

IN ACCORDANCE WITH READINGS AND BILLING DATA LISTED BELOW

Agency Name	Invoice No.	Rev.	Bill Period	Page No.	Mailed On	Due On
San Diego County Water Authority	7396	0	June 2012	1 of 7	07-10-12	08-31-12

Meter No CM-10

Treated	Constant	Previous Reading	Current Reading	Volume (Cu. Ft.)	Rate Desc.
Treated Domestic		0	0	0	Unbundled

---	ADJUSTMENT ---	Rate Per AF	Volume AF	Amount
	Jun 2012 adj oc to sd transfer	794.00	46.8	37,159.20
	Adjustment Subtotal		46.8	37,159.20
	CM-10 Total		46.8	37,159.20

Meter No SD-01A

Treated Domestic	Constant	Previous Reading	Current Reading	Volume (Cu. Ft.)	Rate Desc.
Rainbow Cyn. Rd. e/o Frontage Rd.	1,000	27162766	27269584	106818000	Unbundled

---	DELIVERIES ---	Rate Per AF	Volume AF	Amount
	Tier 1 Supply Rate	106.00	2,452.2	259,933.20
	System Access Rate	217.00	2,452.2	532,127.40
	Water Stewardship Rate	43.00	2,452.2	105,444.60
	System Power Rate	136.00	2,452.2	333,499.20
	Treatment Surcharge	234.00	2,452.2	573,814.80
	Delta Supply Surcharge	58.00	2,452.2	142,227.60
	Delivery Subtotal		2,452.2	1,947,046.80
	SD-01A Total		2,452.2	1,947,046.80

Meter No SD-01B

Treated Domestic	Constant	Previous Reading	Current Reading	Volume (Cu. Ft.)	Rate Desc.
Rainbow Cyn. Rd. e/o Frontage Rd.	1,000	26632091	26739218	107127000	Unbundled

---	DELIVERIES ---	Rate Per AF	Volume AF	Amount
	Tier 1 Supply Rate	106.00	2,459.3	260,685.80
	System Access Rate	217.00	2,459.3	533,668.10
	Water Stewardship Rate	43.00	2,459.3	105,749.90
	System Power Rate	136.00	2,459.3	334,464.80
	Treatment Surcharge	234.00	2,459.3	575,476.20
	Delta Supply Surcharge	58.00	2,459.3	142,639.40
	Delivery Subtotal		2,459.3	1,952,684.20
	SD-01B Total		2,459.3	1,952,684.20

Agency Name	Invoice No.	Rev.	Bill Period	Page No.	Mailed On	Due On
San Diego County Water Authority	7396	0	June 2012	2 of 7	07-10-12	08-31-12

Meter No SD-02

Treated Domestic	Constant	Previous Reading	Current Reading	Volume (Cu. Ft.)	Rate Desc.
w/o Rainbow Glen Rd.	100	27466639	27643655	17701600	Unbundled

--- DELIVERIES ---		Rate Per AF	Volume AF	Amount
Tier 1 Supply Rate		106.00	406.4	43,078.40
System Access Rate		217.00	406.4	88,188.80
Water Stewardship Rate		43.00	406.4	17,475.20
System Power Rate		136.00	406.4	55,270.40
Treatment Surcharge		234.00	406.4	95,097.60
Delta Supply Surcharge		58.00	406.4	23,571.20
Jun 2012, meter under 10% flow	Tier 1 Supply Rate	106.00	0.3	31.80
Jun 2012, meter under 10% flow	System Access Rate	217.00	0.3	65.10
Jun 2012, meter under 10% flow	Water Stewardship Rate	43.00	0.3	12.90
Jun 2012, meter under 10% flow	System Power Rate	136.00	0.3	40.80
Jun 2012, meter under 10% flow	Treatment Surcharge	234.00	0.3	70.20
Jun 2012, meter under 10% flow	Delta Supply Surcharge	58.00	0.3	17.40
Delivery Subtotal			406.7	322,919.80
SD-02 Total			406.7	322,919.80

Meter No SD-03

Untreated Domestic	Constant	Previous Reading	Current Reading	Volume (Cu. Ft.)	Rate Desc.
Rainbow Cyn. Rd. e/o Frontage Rd.	1,000	90693476	91418428	724952000	Unbundled

--- DELIVERIES ---		Rate Per AF	Volume AF	Amount
Tier 1 Supply Rate		106.00	16,642.6	1,764,115.60
System Access Rate		217.00	16,642.6	3,611,444.20
Water Stewardship Rate		43.00	16,642.6	715,631.80
System Power Rate		136.00	16,642.6	2,263,393.60
Delta Supply Surcharge		58.00	16,642.6	965,270.80
Delivery Subtotal			16,642.6	9,319,856.00
SD-03 Total			16,642.6	9,319,856.00

Meter No SD-05

Treated Domestic	Constant	Previous Reading	Current Reading	Volume (Cu. Ft.)	Rate Desc.
s/o Reche Rd. w/o Wilt Rd.	100	10824994	10959967	13497300	Unbundled

--- DELIVERIES ---		Rate Per AF	Volume AF	Amount
Tier 1 Supply Rate		106.00	309.9	32,849.40
System Access Rate		217.00	309.9	67,248.30
Water Stewardship Rate		43.00	309.9	13,325.70
System Power Rate		136.00	309.9	42,146.40
Treatment Surcharge		234.00	309.9	72,516.60
Delta Supply Surcharge		58.00	309.9	17,974.20
Delivery Subtotal			309.9	246,060.60
SD-05 Total			309.9	246,060.60

Meter No SD-07

Treated Domestic	Constant	Previous Reading	Current Reading	Volume (Cu. Ft.)	Rate Desc.
e/o Wilt Rd. n/o Dos Ninos Ave.	1,000	118228843	118376753	147910000	Unbundled

--- DELIVERIES ---		Rate Per AF	Volume AF	Amount
Tier 1 Supply Rate		106.00	3,395.5	359,923.00
System Access Rate		217.00	3,395.5	736,823.50
Water Stewardship Rate		43.00	3,395.5	146,006.50
System Power Rate		136.00	3,395.5	461,788.00
Treatment Surcharge		234.00	3,395.5	794,547.00

Agency Name	Invoice No.	Rev.	Bill Period	Page No.	Mailed On	Due On
San Diego County Water Authority	7396	0	June 2012	3 of 7	07-10-12	08-31-12

--- DELIVERIES ---

	Rate Per AF	Volume AF	Amount
Delta Supply Surcharge	58.00	3,395.5	196,939.00
Jun 2012, meter under 10% flow Tier 1 Supply Rate	106.00	0.6	63.60
Jun 2012, meter under 10% flow System Access Rate	217.00	0.6	130.20
Jun 2012, meter under 10% flow Water Stewardship Rate	43.00	0.6	25.80
Jun 2012, meter under 10% flow System Power Rate	136.00	0.6	81.60
Jun 2012, meter under 10% flow Treatment Surcharge	234.00	0.6	140.40
Jun 2012, meter under 10% flow Delta Supply Surcharge	58.00	0.6	34.80
Delivery Subtotal		3,396.1	2,696,503.40

--- ADJUSTMENT ---

	Rate Per AF	Volume AF	Amount
Apr 2012 adj basic to agr (Santa Fe Irrigation)	765.00	0.6	459.00
Apr 2012 adj basic to agr	794.00	-0.6	-476.40
Apr 2012 adj basic to agr (Vista)	765.00	1.6	1,224.00
Apr 2012 adj basic to agr	794.00	-1.6	-1,270.40
Apr 2012 adj basic to agr (Rincon)	765.00	9.4	7,191.00
Apr 2012 adj basic to agr	794.00	-9.4	-7,463.60
May 2012 adj basic to agr (Vallecitos)	765.00	31.2	23,868.00
May 2012 adj basic to agr	794.00	-31.2	-24,772.80
May 2012 adj basic to agr (Fallbrook)	765.00	119.0	91,035.00
May 2012 adj basic to agr	794.00	-119.0	-94,486.00
May 2012 adj basic to agr (Ramona)	765.00	117.3	89,734.50
May 2012 adj basic to agr	794.00	-117.3	-93,136.20
May 2012 adj basic to agr (Valley Center)	765.00	707.5	541,237.50
May 2012 adj basic to agr	794.00	-707.5	-561,755.00
May 2012 adj basic to agr (Olivenhain)	765.00	0.2	153.00
May 2012 adj basic to agr	794.00	-0.2	-158.80
May 2012 adj basic to agr (City of San Diego)	765.00	0.8	612.00
May 2012 adj basic to agr	794.00	-0.8	-635.20
May 2012 adj basic to agr (Padre Dam)	765.00	31.6	24,174.00
May 2012 adj basic to agr	794.00	-31.6	-25,090.40
Adjustment Subtotal		0.0	-29,556.80

SD-07 Total 3,396.1 2,666,946.60

Meter No SD-08

Treated Domestic	Constant	Previous Reading	Current Reading	Volume (Cu. Ft.)	Rate Desc.
n/o Red Mtn. n/o Mission Rd.	100	40240760	40392025	15126500	Unbundled

--- DELIVERIES ---

	Rate Per AF	Volume AF	Amount
Tier 1 Supply Rate	106.00	347.3	36,813.80
System Access Rate	217.00	347.3	75,364.10
Water Stewardship Rate	43.00	347.3	14,933.90
System Power Rate	136.00	347.3	47,232.80
Treatment Surcharge	234.00	347.3	81,268.20
Delta Supply Surcharge	58.00	347.3	20,143.40
Delivery Subtotal		347.3	275,756.20

SD-08 Total 347.3 275,756.20

Meter No SD-09

Treated Domestic	Constant	Previous Reading	Current Reading	Volume (Cu. Ft.)	Rate Desc.
w/o Rainbow Glen. Rd. n/o Red Mtn.	100	8993498	9070849	7735100	Unbundled

--- DELIVERIES ---

	Rate Per AF	Volume AF	Amount
Tier 1 Supply Rate	106.00	177.6	18,825.60
System Access Rate	217.00	177.6	38,539.20
Water Stewardship Rate	43.00	177.6	7,636.80
System Power Rate	136.00	177.6	24,153.60
Treatment Surcharge	234.00	177.6	41,558.40
Delta Supply Surcharge	58.00	177.6	10,300.80
Delivery Subtotal		177.6	141,014.40

Agency Name	Invoice No.	Rev.	Bill Period	Page No.	Mailed On	Due On
San Diego County Water Authority	7396	0	June 2012	4 of 7	07-10-12	08-31-12

SD-09 Total 177.6 141,014.40

Meter No SD-11

Untreated Domestic	Constant	Previous Reading	Current Reading	Volume (Cu. Ft.)	Rate Desc.
e/o Wilt Rd. n/o Dos Ninos Ave.	10,000	17260854	17357950	970960000	Unbundled

--- DELIVERIES ---

	Rate Per AF	Volume AF	Amount
Tier 1 Supply Rate	106.00	22,290.2	2,362,761.20
System Access Rate	217.00	22,290.2	4,836,973.40
Water Stewardship Rate	43.00	22,290.2	958,478.60
System Power Rate	136.00	22,290.2	3,031,467.20
Delta Supply Surcharge	58.00	22,290.2	1,292,831.60
Delivery Subtotal		22,290.2	12,482,512.00

--- ADJUSTMENT ---

	Rate Per AF	Volume AF	Amount
Mar 2012 adj basic to agr (Poway)	537.00	0.9	483.30
Mar 2012 adj basic to agr	560.00	-0.9	-504.00
Apr 2012 adj basic to agr (Vista)	537.00	1.2	644.40
Apr 2012 adj basic to agr	560.00	-1.2	-672.00
Apr 2012 adj basic to agr (Poway)	537.00	1.3	698.10
Apr 2012 adj basic to agr	560.00	-1.3	-728.00
May 2012 adj basic to agr (Santa Fe Irrigation)	537.00	2.0	1,074.00
May 2012 adj basic to agr	560.00	-2.0	-1,120.00
May 2012 adj basic to agr (Escondido)	537.00	66.9	35,925.30
May 2012 adj basic to agr	560.00	-66.9	-37,464.00
May 2012 adj basic to agr (Ramona)	537.00	47.1	25,292.70
May 2012 adj basic to agr	560.00	-47.1	-26,376.00
May 2012 adj basic to agr (Olivenhain)	537.00	11.4	6,121.80
May 2012 adj basic to agr	560.00	-11.4	-6,384.00
May 2012 adj basic to agr (City of San Diego)	537.00	6.1	3,275.70
May 2012 adj basic to agr	560.00	-6.1	-3,416.00
Jun 2012 adj exch iid to sdcwa	560.00	-13,975.0	-7,826,000.00
Jun 2012 adj exch iid to sdcwa (San Diego CWA)	396.00		5,534,100.00
Adjustment Subtotal		-13,975.0	-2,295,048.70

SD-11 Total 8,315.2 10,187,463.30

Meter No SD-DS1

Desalted	Constant	Previous Reading	Current Reading	Volume (Cu. Ft.)	Rate Desc.
Desalted		N/A	N/A	N/A	Unbundled

--- ADJUSTMENT ---

	Rate Per AF	Volume AF	Amount
May 2012 lppds	792.00	254.3	201,405.60
May 2012 lppds	792.00		-201,405.60
Adjustment Subtotal		254.3	0.00

SD-DS1 Total 254.3 0.00

Meter No SD-GRP1

Recovered	Constant	Previous Reading	Current Reading	Volume (Cu. Ft.)	Rate Desc.
Recovered Greenbelt		N/A	N/A	N/A	Unbundled

--- ADJUSTMENT ---

	Rate Per AF	Volume AF	Amount
Jun 2012 grp	792.00	284.1	225,007.20
Jun 2012 grp	949.00		-269,610.90
Adjustment Subtotal		284.1	-44,603.70

SD-GRP1 Total 284.1 -44,603.70

Agency Name	Invoice No.	Rev.	Bill Period	Page No.	Mailed On	Due On
San Diego County Water Authority	7396	0	June 2012	5 of 7	07-10-12	08-31-12

Meter No SD-RCL1

Reclaimed	Constant	Previous Reading	Current Reading	Volume (Cu. Ft.)	Rate Desc.
Reclaimed		N/A	N/A	N/A	Unbundled

--- ADJUSTMENT ---		Rate Per AF	Volume AF	Amount
May 2012 lrp contribution		250.00	61.0	-15,250.00
Adjustment Subtotal			61.0	-15,250.00
SD-RCL1 Total			61.0	-15,250.00

Meter No SD-RCL10

Reclaimed	Constant	Previous Reading	Current Reading	Volume (Cu. Ft.)	Rate Desc.
Reclaimed		N/A	N/A	N/A	Unbundled

--- ADJUSTMENT ---		Rate Per AF	Volume AF	Amount
May 2012 lrp contribution		250.00	346.5	-86,625.00
Adjustment Subtotal			346.5	-86,625.00
SD-RCL10 Total			346.5	-86,625.00

Meter No SD-RCL11

Reclaimed	Constant	Previous Reading	Current Reading	Volume (Cu. Ft.)	Rate Desc.
Reclaimed		N/A	N/A	N/A	Unbundled

--- ADJUSTMENT ---		Rate Per AF	Volume AF	Amount
Jul 2010 contribution voided		84.00	-63.0	5,292.00
Aug 2010 contribution voided		84.00	-73.6	6,182.40
Sep 2010 contribution voided		84.00	-53.1	4,460.40
Oct 2010 contribution voided		84.00	-16.6	1,394.40
Nov 2010 contribution voided		84.00	-8.7	814.80
Dec 2010 contribution voided		84.00	-4.7	394.80
Adjustment Subtotal			-220.7	18,538.80
SD-RCL11 Total			-220.7	18,538.80

Meter No SD-RCL12

Reclaimed	Constant	Previous Reading	Current Reading	Volume (Cu. Ft.)	Rate Desc.
Reclaimed		N/A	N/A	N/A	Unbundled

--- ADJUSTMENT ---		Rate Per AF	Volume AF	Amount
May 2012 lrp contribution		250.00	32.2	-8,050.00
Adjustment Subtotal			32.2	-8,050.00
SD-RCL12 Total			32.2	-8,050.00

Meter No SD-RCL13

Reclaimed	Constant	Previous Reading	Current Reading	Volume (Cu. Ft.)	Rate Desc.
Reclaimed		N/A	N/A	N/A	Unbundled

--- ADJUSTMENT ---		Rate Per AF	Volume AF	Amount
Jun 2012 contribution		250.00	135.2	-33,800.00
Adjustment Subtotal			135.2	-33,800.00

Agency Name	Invoice No.	Rev.	Bill Period	Page No.	Mailed On	Due On
San Diego County Water Authority	7396	0	June 2012	6 of 7	07-10-12	08-31-12

SD-RCL13 Total 135.2 -33,800.00

Meter No SD-RCL15

Reclaimed	Constant	Previous Reading	Current Reading	Volume (Cu. Ft.)	Rate Desc.
Reclaimed		N/A	N/A	N/A	Unbundled

--- ADJUSTMENT ---			Rate Per AF	Volume AF	Amount
May 2012 contribution			150.00	67.5	-10,125.00
Adjustment Subtotal				67.5	-10,125.00
				SD-RCL15 Total	-10,125.00

Meter No SD-RCL5

Reclaimed	Constant	Previous Reading	Current Reading	Volume (Cu. Ft.)	Rate Desc.
Reclaimed		N/A	N/A	N/A	Unbundled

--- ADJUSTMENT ---			Rate Per AF	Volume AF	Amount
May 2012 lppre			113.00	26.2	2,960.60
May 2012 lppre			267.00		-6,995.40
Adjustment Subtotal				26.2	-4,034.80
				SD-RCL5 Total	-4,034.80

Meter No SD-RCL6

Reclaimed	Constant	Previous Reading	Current Reading	Volume (Cu. Ft.)	Rate Desc.
Reclaimed		N/A	N/A	N/A	Unbundled

--- ADJUSTMENT ---			Rate Per AF	Volume AF	Amount
May 2012 lrp contribution			185.00	264.7	-48,969.50
Adjustment Subtotal				264.7	-48,969.50
				SD-RCL6 Total	-48,969.50

Meter No SD-RCL8

Reclaimed	Constant	Previous Reading	Current Reading	Volume (Cu. Ft.)	Rate Desc.
Reclaimed		N/A	N/A	N/A	Unbundled

--- ADJUSTMENT ---			Rate Per AF	Volume AF	Amount
May 2012 lrp contribution			100.00	295.0	-29,500.00
Adjustment Subtotal				295.0	-29,500.00
				SD-RCL8 Total	-29,500.00

Meter No SD-RCL9

Reclaimed	Constant	Previous Reading	Current Reading	Volume (Cu. Ft.)	Rate Desc.
Reclaimed		N/A	N/A	N/A	Unbundled

--- ADJUSTMENT ---			Rate Per AF	Volume AF	Amount
Jun 2012 lppre			113.00	30.4	3,435.20
Jun 2012 lppre			267.00		-8,116.80
Adjustment Subtotal				30.4	-4,681.60
				SD-RCL9 Total	-4,681.60

Agency Name	Invoice No.	Rev.	Bill Period	Page No.	Mailed On	Due On
San Diego County Water Authority	7396	0	June 2012	7 of 7	07-10-12	08-31-12

Meter No. SDTJ-01A

Treated Domestic	Constant	Previous Reading	Current Reading	Volume (Cu. Ft.)	Rate Desc.
San Diego-Tijuana	133.68	3393516	3393516	0	Unbundled

--- DELIVERIES ---


	Rate Per AF	Volume AF	Amount
Delivery Subtotal		0.0	0.00
SDTJ-01A Total		0.0	0.00

--- OTHER CHARGES AND CREDITS ---

Conservation Ag # 78189	5,032.00
-------------------------	----------

VOLUME TOTAL	INVOICE TOTAL
36,130.1	\$26,834,838.30

This invoice was printed on 7/9/2012 at 12:38:36PM

**MWD**

METROPOLITAN WATER DISTRICT OF SOUTHERN CALIFORNIA

700 North Alameda Street

Los Angeles, CA, 90012-2944

INVOICE**Billed To:**

San Diego County Water Authority

**Service Address**4677 Overland Ave.
San Diego, CA 92123-1233

July 2012	Page No. 1 of 1
Mailed: 08/10/2012	Due Date: 09/28/2012
Invoice Number: 7424	Revision: 0

NOTICE

The MWD Administrative Code Section 4507 and 4508 require that payment must be made in "Good Funds" by the due date or the payment will be considered delinquent and an additional charge shall be assessed.

DELIVERIES

	Volume (AF)
Total Water Treated Delivered	10,811.3
Total Water Untreated Delivered	35,554.4

SALES

	Type	Volume (AF)	Rate (\$ /AF)	Total (\$)
Full Service	Tier 1 Supply Rate	29,747.5	\$106.00	\$3,153,235.00
	System Access Rate	29,747.5	\$217.00	\$6,455,207.50
	Water Stewardship Rate	29,747.5	\$43.00	\$1,279,142.50
	System Power Rate	29,747.5	\$136.00	\$4,045,660.00
	Delta Supply Surcharge	29,747.5	\$58.00	\$1,725,355.00
	Treatment Surcharge	8,339.5	\$234.00	\$1,951,443.00
Adjust Full Service Prior Rates				
Certification(s) for 201101 to 201112 for Domestic	Untreated	16,722.0	\$527.00	\$8,812,494.00
IAWP	Treated	2,521.5		\$1,928,947.50
	Untreated	171.4		\$92,041.80
SUBTOTAL				\$29,443,526.30

WATER MANAGEMENT

	Volume (AF)	Total (\$)
Local Resource Programs	2,362.8	(\$335,657.60)
SUBTOTAL		(\$335,657.60)

EXCHANGES, WHEELING, AND OTHER DELIVERIES

IID San Diego Exchange UnTreated	-2,747.0	(\$686,484.00)
		(\$686,484.00)

ADDITIONAL INFORMATION

	Volume (AF)	Tier1 %	Peak Day	Flow (CFS)
Purchase Order Commitment (Jan 2003 to Dec 2012)	3,342,570.6			
Purchase Order Firm Delivery To Date (Jan 2003 to Dec 2012)	3,935,243.4			
Tier 1 Annual Limit (For Current Calendar Year)	547,239.0			
Tier 1 YTD Deliveries (For Current Calendar Year)	140,101.3	25.6		
Tier 1 Current Month Deliveries	29,747.5			
Capacity Charge			8/27/2009	1,055.3

INVOICE TOTAL

Volume AF

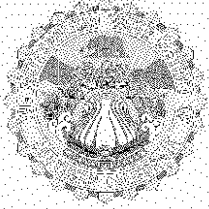
51,525.2

Amount Now Due

\$28,421,384.70

Note: Amount Due is based on highlighted fields

MWD2010-00275538



MWD
 METROPOLITAN WATER DISTRICT OF SOUTHERN CALIFORNIA
 700 North Alameda Street
 Los Angeles, CA, 90012-2944

INVOICE DETAIL

NOTICE

The MWD Administrative Code Section 4507 and 4508 require that payment must be made in "Good Funds" by the due date or the payment will be considered delinquent and an additional charge shall be assessed.

IN ACCORDANCE WITH READINGS AND BILLING DATA LISTED BELOW

Agency Name	Invoice No.	Rev.	Bill Period	Page No.	Mailed On	Due On
San Diego County Water Authority	7424	0	July 2012	1 of 7	08-10-12	09-28-12

Meter No. CM-10

Treated	Constant	Previous Reading	Current Reading	Volume (Cu. Ft.)	Rate Desc.
Treated Domestic		0	0	0	Unbundled

--- ADJUSTMENT ---

	Rate Per AF	Volume AF	Amount
Jul 2012 adj oc to sd transfer	794.00	49.7	39,461.80
Adjustment Subtotal		49.7	39,461.80
CM-10 Total		49.7	39,461.80

Meter No. SD-01A

Treated Domestic	Constant	Previous Reading	Current Reading	Volume (Cu. Ft.)	Rate Desc.
Rainbow Cyn. Rd. e/o Frontage Rd.	1,000	27269584	27385840	116256000	Unbundled

--- DELIVERIES ---

	Rate Per AF	Volume AF	Amount
Tier 1 Supply Rate	106.00	2,668.9	282,903.40
System Access Rate	217.00	2,668.9	579,151.30
Water Stewardship Rate	43.00	2,668.9	114,762.70
System Power Rate	136.00	2,668.9	362,970.40
Treatment Surcharge	234.00	2,668.9	624,522.60
Delta Supply Surcharge	58.00	2,668.9	154,796.20
Delivery Subtotal		2,668.9	2,119,106.60
SD-01A Total		2,668.9	2,119,106.60

Meter No. SD-01B

Treated Domestic	Constant	Previous Reading	Current Reading	Volume (Cu. Ft.)	Rate Desc.
Rainbow Cyn. Rd. e/o Frontage Rd.	1,000	26739218	26854860	115642000	Unbundled

--- DELIVERIES ---

	Rate Per AF	Volume AF	Amount
Tier 1 Supply Rate	106.00	2,654.8	281,408.80
System Access Rate	217.00	2,654.8	576,091.60
Water Stewardship Rate	43.00	2,654.8	114,156.40
System Power Rate	136.00	2,654.8	361,052.80
Treatment Surcharge	234.00	2,654.8	621,223.20
Delta Supply Surcharge	58.00	2,654.8	153,978.40
Delivery Subtotal		2,654.8	2,107,911.20
SD-01B Total		2,654.8	2,107,911.20

Agency Name	Invoice No.	Rev.	Bill Period	Page No.	Mailed On	Due On
San Diego County Water Authority	7424	0	July 2012	2 of 7	08-10-12	09-28-12

Meter No SD-02

Treated Domestic	Constant	Previous Reading	Current Reading	Volume (Cu. Ft.)	Rate Desc.
w/o Rainbow Glen Rd.	100	27643655	27845850	20219500	Unbundled

--- DELIVERIES ---	Rate Per AF	Volume AF	Amount
Tier 1 Supply Rate	106.00	464.2	49,205.20
System Access Rate	217.00	464.2	100,731.40
Water Stewardship Rate	43.00	464.2	19,960.60
System Power Rate	136.00	464.2	63,131.20
Treatment Surcharge	234.00	464.2	108,622.80
Delta Supply Surcharge	58.00	464.2	26,923.60
Delivery Subtotal		464.2	368,574.80
SD-02 Total		464.2	368,574.80

Meter No SD-03

Untreated Domestic	Constant	Previous Reading	Current Reading	Volume (Cu. Ft.)	Rate Desc.
Rainbow Cyn. Rd. e/o Frontage Rd.	1,000	91418428	91934804	516376000	Unbundled

--- DELIVERIES ---	Rate Per AF	Volume AF	Amount
Tier 1 Supply Rate	106.00	11,854.4	1,256,566.40
System Access Rate	217.00	11,854.4	2,572,404.80
Water Stewardship Rate	43.00	11,854.4	509,739.20
System Power Rate	136.00	11,854.4	1,612,198.40
Delta Supply Surcharge	58.00	11,854.4	687,555.20
Delivery Subtotal		11,854.4	6,638,464.00

--- ADJUSTMENT ---	Rate Per AF	Volume AF	Amount
Dec 2011 adj exch iid to sdcwa[13141.7+2265 addl c.canal wtr,sd-03,sd-11] voided	527.00	3,266.0	1,721,182.00
Dec 2011 adj exch iid to sdcwa[13141.7+2265 addl c.canal wtr,sd-03,sd-11] voided (San Diego CWA)	372.00		-1,214,952.00
Dec 2011 adj exch iid to sdcwa [cy11 2,265 af add'l c.canal wtr]	527.00	-2,265.0	-1,193,655.00
Dec 2011 adj exch iid to sdcwa [cy11 2,265 af add'l c.canal wtr] (San Diego CWA)	372.00		842,580.00
Adjustment Subtotal		1,001.0	155,155.00
SD-03 Total		12,855.4	6,793,619.00

Meter No SD-05

Treated Domestic	Constant	Previous Reading	Current Reading	Volume (Cu. Ft.)	Rate Desc.
s/o Reche Rd. w/o Wilt Rd.	100	10959967	11093589	13362200	Unbundled

--- DELIVERIES ---	Rate Per AF	Volume AF	Amount
Tier 1 Supply Rate	106.00	306.8	32,520.80
System Access Rate	217.00	306.8	66,575.60
Water Stewardship Rate	43.00	306.8	13,192.40
System Power Rate	136.00	306.8	41,724.80
Treatment Surcharge	234.00	306.8	71,791.20
Delta Supply Surcharge	58.00	306.8	17,794.40
Delivery Subtotal		306.8	243,599.20
SD-05 Total		306.8	243,599.20

Meter No SD-07

Treated Domestic	Constant	Previous Reading	Current Reading	Volume (Cu. Ft.)	Rate Desc.
e/o Wilt Rd. n/o Dos Ninos Ave.	1,000	118376753	118555326	178573000	Unbundled

--- DELIVERIES ---	Rate Per AF	Volume AF	Amount
Tier 1 Supply Rate	106.00	4,099.5	434,547.00
System Access Rate	217.00	4,099.5	889,591.50

Agency Name	Invoice No.	Rev.	Bill Period	Page No.	Mailed On	Due On
San Diego County Water Authority	7424	0	July 2012	3 of 7	08-10-12	09-28-12

--- DELIVERIES ---

	Rate Per AF	Volume AF	Amount
Water Stewardship Rate	43.00	4,099.5	176,278.50
System Power Rate	136.00	4,099.5	557,532.00
Treatment Surcharge	234.00	4,099.5	959,283.00
Delta Supply Surcharge	58.00	4,099.5	237,771.00
Delivery Subtotal		4,099.5	3,255,003.00

--- ADJUSTMENT ---

	Rate Per AF	Volume AF	Amount
Apr 2012 adj basic to agr voided (Santa Fe Irrigation)	765.00	-0.6	-459.00
Apr 2012 adj basic to agr voided	794.00	0.6	476.40
Apr 2012 adj basic to agr (City of San Diego)	765.00	0.7	535.50
Apr 2012 adj basic to agr	794.00	-0.7	-555.80
Apr 2012 adj basic to agr (Vista)	765.00	1.7	1,300.50
Apr 2012 adj basic to agr	794.00	-1.7	-1,349.80
Apr 2012 adj basic to agr voided (Vista)	765.00	-1.6	-1,224.00
Apr 2012 adj basic to agr voided	794.00	1.6	1,270.40
May 2012 adj basic to agr (Vista)	765.00	1.8	1,377.00
May 2012 adj basic to agr	794.00	-1.8	-1,429.20
May 2012 adj basic to agr (Rincon)	765.00	29.5	22,567.50
May 2012 adj basic to agr	794.00	-29.5	-23,423.00
Jun 2012 adj basic to agr (City of San Diego)	765.00	0.4	306.00
Jun 2012 adj basic to agr	794.00	-0.4	-317.60
Jun 2012 adj basic to agr (Vallecitos)	765.00	41.4	31,671.00
Jun 2012 adj basic to agr	794.00	-41.4	-32,871.60
Jun 2012 adj basic to agr (Padre Dam)	765.00	63.5	48,577.50
Jun 2012 adj basic to agr	794.00	-63.5	-50,419.00
Jun 2012 adj basic to agr	794.00	-186.9	-148,398.60
Jun 2012 adj basic to agr (Yuima)	765.00	186.9	142,978.50
Jun 2012 adj basic to agr (Ramona)	765.00	171.4	131,121.00
Jun 2012 adj basic to agr	794.00	-171.4	-136,091.60
Jun 2012 adj basic to agr (Fallbrook)	765.00	239.3	183,064.50
Jun 2012 adj basic to agr	794.00	-239.3	-190,004.20
Jun 2012 adj basic to agr (Rainbow)	765.00	383.8	293,607.00
Jun 2012 adj basic to agr	794.00	-383.8	-304,737.20
Jun 2012 adj basic to agr (Valley Center)	765.00	955.6	731,034.00
Jun 2012 adj basic to agr	794.00	-955.6	-758,746.40
Jun 2012 adj basic to agr (Vista)	765.00	2.9	2,218.50
Jun 2012 adj basic to agr	794.00	-2.9	-2,302.60
Jun 2012 adj basic to agr (Rincon)	765.00	33.8	25,857.00
Jun 2012 adj basic to agr	794.00	-33.8	-26,837.20
Jul 2012 adj basic to agr (Rainbow)	765.00	410.1	313,726.50
Jul 2012 adj basic to agr	794.00	-410.1	-325,619.40
Adjustment Subtotal		0.0	-73,087.40

SD-07 Total 4,099.5 3,181,905.60

Meter No SD-08

Treated Domestic	Constant	Previous Reading	Current Reading	Volume (Cu. Ft.)	Rate Desc.
n/o Red Mtn. n/o Mission Rd.	100	40392025	40568606	17658100	Unbundled

--- DELIVERIES ---

	Rate Per AF	Volume AF	Amount
Tier 1 Supply Rate	106.00	405.4	42,972.40
System Access Rate	217.00	405.4	87,971.80
Water Stewardship Rate	43.00	405.4	17,432.20
System Power Rate	136.00	405.4	55,134.40
Treatment Surcharge	234.00	405.4	94,863.60
Delta Supply Surcharge	58.00	405.4	23,513.20
Delivery Subtotal		405.4	321,887.60

SD-08 Total 405.4 321,887.60

Agency Name	Invoice No.	Rev.	Bill Period	Page No.	Mailed On	Due On
San Diego County Water Authority	7424	0	July 2012	4 of 7	08-10-12	09-28-12

Meter No SD-09

Treated Domestic	Constant	Previous Reading	Current Reading	Volume (Cu. Ft.)	Rate Desc.
w/o Rainbow Glen. Rd. n/o Red Mtn.	100	9070849	9163069	9222000	Unbundled

--- DELIVERIES ---	Rate Per AF	Volume AF	Amount
Tier 1 Supply Rate	106.00	211.7	22,440.20
System Access Rate	217.00	211.7	45,938.90
Water Stewardship Rate	43.00	211.7	9,103.10
System Power Rate	136.00	211.7	28,791.20
Treatment Surcharge	234.00	211.7	49,537.80
Delta Supply Surcharge	58.00	211.7	12,278.60
Delivery Subtotal		211.7	168,089.80

--- ADJUSTMENT ---	Rate Per AF	Volume AF	Amount
May 2012 adj basic to agr (Vista)	765.00	0.9	688.50
May 2012 adj basic to agr	794.00	-0.9	-714.60
Adjustment Subtotal		0.0	-26.10

SD-09 Total 211.7 168,063.70

Meter No SD-11

Untreated Domestic	Constant	Previous Reading	Current Reading	Volume (Cu. Ft.)	Rate Desc.
e/o Wilt Rd. n/o Dos Ninos Ave.	10,000	17357950	17461187	1032370000	Unbundled

--- DELIVERIES ---	Rate Per AF	Volume AF	Amount
Tier 1 Supply Rate	106.00	23,700.0	2,512,200.00
System Access Rate	217.00	23,700.0	5,142,900.00
Water Stewardship Rate	43.00	23,700.0	1,019,100.00
System Power Rate	136.00	23,700.0	3,223,200.00
Delta Supply Surcharge	58.00	23,700.0	1,374,600.00
Delivery Subtotal		23,700.0	13,272,000.00

--- ADJUSTMENT ---	Rate Per AF	Volume AF	Amount
Oct 2011 adj exch iid to sdcwa voided	527.00	13,141.7	6,925,675.90
Oct 2011 adj exch iid to sdcwa voided (San Diego CWA)	372.00		-4,888,712.40
Oct 2011 adj revised exch iid to sdcwa [true up cy11 16,722 af shortfall]	527.00	-9,753.1	-5,139,883.70
Oct 2011 adj revised exch iid to sdcwa [true up cy11 16,722 af shortfall] (San Diego CWA)	372.00		3,628,153.20
Nov 2011 adj exch iid to sdcwa voided	527.00	13,141.6	6,925,623.20
Nov 2011 adj exch iid to sdcwa voided (San Diego CWA)	372.00		-4,888,675.20
Nov 2011 adj revised exch iid to sdcwa [true up cy11 16,722 af shortfall]	527.00	-8,474.9	-3,412,272.30
Nov 2011 adj revised exch iid to sdcwa [true up cy11 16,722 af shortfall] (San Diego CWA)	372.00		2,408,662.80
Dec 2011 adj exch iid to sdcwa[13141.7+2265 addl c.canal wtr,sd-03,sd-11] voided	527.00	12,140.7	6,398,148.90
Dec 2011 adj exch iid to sdcwa[13141.7+2265 addl c.canal wtr,sd-03,sd-11] voided (San Diego CWA)	372.00		-4,516,340.40
Dec 2011 adj revised exch iid to sdcwa [true up cy11 16,722 af shortfall]	527.00	-6,475.0	-3,412,325.00
Dec 2011 adj revised exch iid to sdcwa [true up cy11 16,722 af shortfall] (San Diego CWA)	372.00		2,408,700.00
Apr 2012 adj basic to agr (Santa Fe Irrigation)	537.00	0.6	322.20
Apr 2012 adj basic to agr	560.00	-0.6	-336.00
Apr 2012 adj basic to agr (City of San Diego)	537.00	5.4	2,899.80
Apr 2012 adj basic to agr	560.00	-5.4	-3,024.00
Apr 2012 adj basic to agr (Vista)	537.00	1.2	644.40
Apr 2012 adj basic to agr	560.00	-1.2	-672.00
Apr 2012 adj basic to agr voided (Vista)	537.00	-1.2	-644.40
Apr 2012 adj basic to agr voided	560.00	1.2	672.00
May 2012 adj basic to agr	560.00	-3.7	-2,072.00
May 2012 adj basic to agr (Poway)	537.00	3.7	1,986.90
Jun 2012 adj basic to agr (Santa Fe Irrigation)	537.00	5.9	3,168.30
Jun 2012 adj basic to agr	560.00	-5.9	-3,304.00
Jun 2012 adj basic to agr (City of San Diego)	537.00	11.5	6,175.50
Jun 2012 adj basic to agr	560.00	-11.5	-6,440.00
Jun 2012 adj basic to agr (Escondido)	537.00	87.3	46,880.10
Jun 2012 adj basic to agr	560.00	-87.3	-48,888.00
Jun 2012 adj basic to agr	560.00	-54.7	-30,632.00
Jun 2012 adj basic to agr (Ramona)	537.00	54.7	29,373.90

Agency Name	Invoice No.	Rev.	Bill Period	Page No.	Mailed On	Due On
San Diego County Water Authority	7424	0	July 2012	5 of 7	08-10-12	09-28-12

--- ADJUSTMENT ---

	Rate Per AF	Volume AF	Amount
Jun 2012 adj basic to agr (Vista)	537.00	2.3	1,235.10
Jun 2012 adj basic to agr	560.00	-2.3	-1,288.00
Jul 2012 adj exch iid to sdcwa	560.00	-13,975.0	-7,826,000.00
Jul 2012 adj exch iid to sdcwa (San Diego CWA)	396.00		5,534,100.00
Adjustment Subtotal		1,746.0	140,912.80
SD-11 Total		25,446.0	13,412,912.80

Meter No SD-DS1

Desalted	Constant	Previous Reading	Current Reading	Volume (Cu. Ft.)	Rate Desc.
Desalted		N/A	N/A	N/A	Unbundled

--- ADJUSTMENT ---

	Rate Per AF	Volume AF	Amount
Jun 2012 lppds	792.00	312.9	247,816.80
Jun 2012 lppds	792.00		-247,816.80
Adjustment Subtotal		312.9	0.00
SD-DS1 Total		312.9	0.00

Meter No SD-GRP1

Recovered	Constant	Previous Reading	Current Reading	Volume (Cu. Ft.)	Rate Desc.
Recovered Greenbelt		N/A	N/A	N/A	Unbundled

--- ADJUSTMENT ---

	Rate Per AF	Volume AF	Amount
Jun 2012 grp voided	792.00	-284.1	-225,007.20
Jun 2012 grp voided	949.00		269,610.90
Jun 2012 grp	792.00	284.1	225,007.20
Jun 2012 grp	792.00		-225,007.20
Adjustment Subtotal		0.0	44,603.70
SD-GRP1 Total		0.0	44,603.70

Meter No SD-RCL1

Reclaimed	Constant	Previous Reading	Current Reading	Volume (Cu. Ft.)	Rate Desc.
Reclaimed		N/A	N/A	N/A	Unbundled

--- ADJUSTMENT ---

	Rate Per AF	Volume AF	Amount
Jun 2012 lrp contribution	250.00	76.8	-19,200.00
Adjustment Subtotal		76.8	-19,200.00
SD-RCL1 Total		76.8	-19,200.00

Meter No SD-RCL10

Reclaimed	Constant	Previous Reading	Current Reading	Volume (Cu. Ft.)	Rate Desc.
Reclaimed		N/A	N/A	N/A	Unbundled

--- ADJUSTMENT ---

	Rate Per AF	Volume AF	Amount
Jun 2012 lrp contribution	250.00	644.7	-161,175.00
Adjustment Subtotal		644.7	-161,175.00
SD-RCL10 Total		644.7	-161,175.00

Agency Name	Invoice No.	Rev.	Bill Period	Page No.	Mailed On	Due On
San Diego County Water Authority	7424	0	July 2012	6 of 7	08-10-12	09-28-12

Meter No SD-RCL12

Reclaimed	Constant	Previous Reading	Current Reading	Volume (Cu. Ft.)	Rate Desc.
Reclaimed		N/A	N/A	N/A	Unbundled

--- ADJUSTMENT ---		Rate Per AF	Volume AF	Amount
Jun 2012 lrp contribution		250.00	81.0	-20,250.00
Adjustment Subtotal			81.0	-20,250.00
SD-RCL12 Total			81.0	-20,250.00

Meter No SD-RCL15

Reclaimed	Constant	Previous Reading	Current Reading	Volume (Cu. Ft.)	Rate Desc.
Reclaimed		N/A	N/A	N/A	Unbundled

--- ADJUSTMENT ---		Rate Per AF	Volume AF	Amount
Jun 2012 contribution		150.00	222.9	-33,435.00
Adjustment Subtotal			222.9	-33,435.00
SD-RCL15 Total			222.9	-33,435.00

Meter No SD-RCL6

Reclaimed	Constant	Previous Reading	Current Reading	Volume (Cu. Ft.)	Rate Desc.
Reclaimed		N/A	N/A	N/A	Unbundled

--- ADJUSTMENT ---		Rate Per AF	Volume AF	Amount
Jun 2012 lrp contribution		185.00	494.9	-91,556.50
Adjustment Subtotal			494.9	-91,556.50
SD-RCL6 Total			494.9	-91,556.50

Meter No SD-RCL8

Reclaimed	Constant	Previous Reading	Current Reading	Volume (Cu. Ft.)	Rate Desc.
Reclaimed		N/A	N/A	N/A	Unbundled

--- ADJUSTMENT ---		Rate Per AF	Volume AF	Amount
Jun 2012 lrp contribution		100.00	498.4	-49,840.00
Adjustment Subtotal			498.4	-49,840.00
SD-RCL8 Total			498.4	-49,840.00

Meter No SD-RCL9

Reclaimed	Constant	Previous Reading	Current Reading	Volume (Cu. Ft.)	Rate Desc.
		N/A	N/A	N/A	Unbundled

--- ADJUSTMENT ---		Rate Per AF	Volume AF	Amount
Jul 2012 lppre		113.00	31.2	3,525.60
Jul 2012 lppre		267.00		-8,330.40
Adjustment Subtotal			31.2	-4,804.80
SD-RCL9 Total			31.2	-4,804.80

Agency Name	Invoice No.	Rev.	Bill Period	Page No.	Mailed On	Due On
San Diego County Water Authority	7424	0	July 2012	7 of 7	08-10-12	09-28-12

Meter No. SDTJ-01A


Treated Domestic	Constant	Previous Reading	Current Reading	Volume (Cu. Ft.)	Rate Desc.
San Diego-Tijuana	133.68	3393516	3393516	0	Unbundled

--- DELIVERIES ---

	Rate Per AF	Volume AF	Amount
Delivery Subtotal		0.0	0.00
SDTJ-01A Total		0.0	0.00

VOLUME TOTAL	INVOICE TOTAL
51,525.2	\$28,421,384.70

This invoice was printed on 8/9/2012 at 12:54:10PM



MWD
 METROPOLITAN WATER DISTRICT OF SOUTHERN CALIFORNIA
 700 North Alameda Street
 Los Angeles, CA, 90012-2944

INVOICE

Billed To:
 San Diego County Water Authority



Service Address
 4677 Overland Ave.
 San Diego, CA 92123-1233

August 2012	Page No. 1 of 1
Mailed: 09/10/2012	Due Date: 10/31/2012
Invoice Number: 7452	Revision: 0

NOTICE

The MWD Administrative Code Section 4507 and 4508 require that payment must be made in "Good Funds" by the due date or the payment will be considered delinquent and an additional charge shall be assessed.

DELIVERIES	Volume (AF)
Total Water Treated Delivered	12,901.1
Total Water Untreated Delivered	38,213.7

SALES	Type	Volume (AF)	Rate (\$ /AF)	Total (\$)
Full Service	Tier 1 Supply Rate	33,892.8	\$106.00	\$3,592,636.80
	System Access Rate	33,892.8	\$217.00	\$7,354,737.60
	Water Stewardship Rate	33,892.8	\$43.00	\$1,457,390.40
	System Power Rate	33,892.8	\$136.00	\$4,609,420.80
	Delta Supply Surcharge	33,892.8	\$58.00	\$1,965,782.40
	Treatment Surcharge	9,888.3	\$234.00	\$2,313,862.20
IAWP	Treated	3,054.5		\$2,336,692.50
	Untreated	234.2		\$125,765.40
SUBTOTAL				\$23,756,288.10

WATER MANAGEMENT	Volume (AF)	Total (\$)
Local Resource Programs	4,584.2	(\$680,523.00)
SUBTOTAL		(\$680,523.00)

EXCHANGES, WHEELING, AND OTHER DELIVERIES	Volume (AF)	Total (\$)
IID San Diego Exchange UnTreated	13,975.0	\$5,534,100.00
SUBTOTAL		\$5,534,100.00

OTHER CHARGES AND CREDITS	Rate (\$ /AF)	Total (\$)
Conservation Debit/Credit		(\$28,798.85)
SUBTOTAL		(\$28,798.85)

ADDITIONAL INFORMATION	Volume (AF)	Tier1 %	Peak Day	Flow (CFS)
Purchase Order Commitment (Jan 2003 to Dec 2012)	3,342,570.6			
Purchase Order Firm Delivery To Date (Jan 2003 to Dec 2012)	3,969,136.2			
Tier 1 Annual Limit (For Current Calendar Year)	547,239.0			
Tier 1 YTD Deliveries (For Current Calendar Year)	173,994.1	31.8		
Tier 1 Current Month Deliveries	33,892.8			
Capacity Charge			8/27/2009	1,055.3

INVOICE TOTAL	Volume AF 41,765.7	Amount Now Due \$28,581,066.25
----------------------	------------------------------	--

Note: Amount Due is based on highlighted fields.



MWD
 METROPOLITAN WATER DISTRICT OF SOUTHERN CALIFORNIA
 700 North Alameda Street
 Los Angeles, CA, 90012-2944

INVOICE DETAIL

NOTICE

The MWD Administrative Code Section 4507 and 4508 require that payment must be made in "Good Funds" by the due date or the payment will be considered delinquent and an additional charge shall be assessed.

IN ACCORDANCE WITH READINGS AND BILLING DATA LISTED BELOW

Agency Name	Invoice No.	Rev.	Bill Period	Page No.	Mailed On	Due On
San Diego County Water Authority	7452	0	August 2012	1 of 7	09-10-12	10-31-12

Meter No CM-10

Treated	Constant	Previous Reading	Current Reading	Volume (Cu. Ft.)	Rate Desc.
Treated Domestic	0	0	0	0	Unbundled

--- ADJUSTMENT ---

	Rate Per AF	Volume AF	Amount
Aug 2012 adj oc to sd transfer	794.00	41.7	33,109.80
Adjustment Subtotal		41.7	33,109.80
CM-10 Total		41.7	33,109.80

Meter No SD-01A

Treated Domestic	Constant	Previous Reading	Current Reading	Volume (Cu. Ft.)	Rate Desc.
Rainbow Cyn. Rd. e/o Frontage Rd.	1,000	27385840	27529695	143855000	Unbundled

--- DELIVERIES ---

	Rate Per AF	Volume AF	Amount
Tier 1 Supply Rate	106.00	3,302.5	350,065.00
System Access Rate	217.00	3,302.5	716,642.50
Water Stewardship Rate	43.00	3,302.5	142,007.50
System Power Rate	136.00	3,302.5	449,140.00
Treatment Surcharge	234.00	3,302.5	772,785.00
Delta Supply Surcharge	58.00	3,302.5	191,545.00
Delivery Subtotal		3,302.5	2,622,185.00
SD-01A Total		3,302.5	2,622,185.00

Meter No SD-01B

Treated Domestic	Constant	Previous Reading	Current Reading	Volume (Cu. Ft.)	Rate Desc.
Rainbow Cyn. Rd. e/o Frontage Rd.	1,000	26854860	26997515	142655000	Unbundled

--- DELIVERIES ---

	Rate Per AF	Volume AF	Amount
Tier 1 Supply Rate	106.00	3,274.9	347,139.40
System Access Rate	217.00	3,274.9	710,653.30
Water Stewardship Rate	43.00	3,274.9	140,820.70
System Power Rate	136.00	3,274.9	445,386.40
Treatment Surcharge	234.00	3,274.9	766,326.60
Delta Supply Surcharge	58.00	3,274.9	189,944.20
Delivery Subtotal		3,274.9	2,600,270.60
SD-01B Total		3,274.9	2,600,270.60

Agency Name	Invoice No.	Rev.	Bill Period	Page No.	Mailed On	Due On
San Diego County Water Authority	7452	0	August 2012	2 of 7	09-10-12	10-31-12

Meter No SD-02

Treated Domestic	Constant	Previous Reading	Current Reading	Volume (Cu. Ft.)	Rate Desc.
w/o Rainbow Glen Rd.	100	27845850	28058058	21220800	Unbundled

--- DELIVERIES ---		Rate Per AF	Volume AF	Amount
Tier 1 Supply Rate		106.00	487.2	51,643.20
System Access Rate		217.00	487.2	105,722.40
Water Stewardship Rate		43.00	487.2	20,949.60
System Power Rate		136.00	487.2	66,259.20
Treatment Surcharge		234.00	487.2	114,004.80
Delta Supply Surcharge		58.00	487.2	28,257.60
Aug 2012, meter under 10% flow	Tier 1 Supply Rate	106.00	0.5	53.00
Aug 2012, meter under 10% flow	System Access Rate	217.00	0.5	108.50
Aug 2012, meter under 10% flow	Water Stewardship Rate	43.00	0.5	21.50
Aug 2012, meter under 10% flow	System Power Rate	136.00	0.5	68.00
Aug 2012, meter under 10% flow	Treatment Surcharge	234.00	0.5	117.00
Aug 2012, meter under 10% flow	Delta Supply Surcharge	58.00	0.5	29.00
Delivery Subtotal			487.7	387,233.80
SD-02 Total			487.7	387,233.80

Meter No SD-03

Untreated Domestic	Constant	Previous Reading	Current Reading	Volume (Cu. Ft.)	Rate Desc.
Rainbow Cyn. Rd. e/o Frontage Rd.	1,000	91934804	92666604	731800000	Unbundled

--- DELIVERIES ---		Rate Per AF	Volume AF	Amount
Tier 1 Supply Rate		106.00	16,799.8	1,780,778.80
System Access Rate		217.00	16,799.8	3,645,556.60
Water Stewardship Rate		43.00	16,799.8	722,391.40
System Power Rate		136.00	16,799.8	2,284,772.80
Delta Supply Surcharge		58.00	16,799.8	974,388.40
Delivery Subtotal			16,799.8	9,407,888.00
SD-03 Total			16,799.8	9,407,888.00

Meter No SD-05

Treated Domestic	Constant	Previous Reading	Current Reading	Volume (Cu. Ft.)	Rate Desc.
s/o Reche Rd. w/o Wilt Rd.	100	11093589	11228247	13465800	Unbundled

--- DELIVERIES ---		Rate Per AF	Volume AF	Amount
Tier 1 Supply Rate		106.00	309.1	32,764.60
System Access Rate		217.00	309.1	67,074.70
Water Stewardship Rate		43.00	309.1	13,291.30
System Power Rate		136.00	309.1	42,037.60
Treatment Surcharge		234.00	309.1	72,329.40
Delta Supply Surcharge		58.00	309.1	17,927.80
Delivery Subtotal			309.1	245,425.40
SD-05 Total			309.1	245,425.40

Meter No SD-07

Treated Domestic	Constant	Previous Reading	Current Reading	Volume (Cu. Ft.)	Rate Desc.
e/o Wilt Rd. n/o Dos Ninos Ave.	1,000	118555326	118771749	216423000	Unbundled

--- DELIVERIES ---		Rate Per AF	Volume AF	Amount
Tier 1 Supply Rate		106.00	4,968.4	526,650.40
System Access Rate		217.00	4,968.4	1,078,142.80
Water Stewardship Rate		43.00	4,968.4	213,641.20
System Power Rate		136.00	4,968.4	675,702.40
Treatment Surcharge		234.00	4,968.4	1,162,605.60

Agency Name	Invoice No.	Rev.	Bill Period	Page No.	Mailed On	Due On
San Diego County Water Authority	7452	0	August 2012	3 of 7	09-10-12	10-31-12

--- DELIVERIES ---

	Rate Per AF	Volume AF	Amount
Delta Supply Surcharge	58.00	4,968.4	288,167.20
Delivery Subtotal		4,968.4	3,944,909.60

--- ADJUSTMENT ---

	Rate Per AF	Volume AF	Amount
May 2012 adj basic to agr voided (Vista)	765.00	-1.8	-1,377.00
May 2012 adj basic to agr voided	794.00	1.8	1,429.20
May 2012 adj basic to agr (Vista)	765.00	-1.8	1,377.00
May 2012 adj basic to agr	794.00	-1.8	-1,429.20
Jun 2012 adj basic to agr (Olivenhain)	765.00	1.1	841.50
Jun 2012 adj basic to agr	794.00	-1.1	-873.40
Jul 2012 adj basic to agr (Olivenhain)	765.00	0.2	153.00
Jul 2012 adj basic to agr	794.00	-0.2	-158.80
Jul 2012 adj basic to agr (City of San Diego)	765.00	1.7	1,300.50
Jul 2012 adj basic to agr	794.00	-1.7	-1,349.80
Jul 2012 adj basic to agr (Vallecitos)	765.00	47.8	36,567.00
Jul 2012 adj basic to agr	794.00	-47.8	-37,953.20
Jul 2012 adj basic to agr (Padre Dam)	765.00	82.6	63,189.00
Jul 2012 adj basic to agr	794.00	-82.6	-65,584.40
Jul 2012 adj basic to agr (Ramona)	765.00	128.4	98,226.00
Jul 2012 adj basic to agr	794.00	-128.4	-101,949.60
Jul 2012 adj basic to agr (Fallbrook)	765.00	280.3	214,429.50
Jul 2012 adj basic to agr	794.00	-280.3	-222,558.20
Jul 2012 adj basic to agr (Yuima)	765.00	291.7	223,150.50
Jul 2012 adj basic to agr	794.00	-291.7	-231,609.80
Jul 2012 adj basic to agr (Valley Center)	765.00	1,016.8	777,852.00
Jul 2012 adj basic to agr	794.00	-1,016.8	-807,339.20
Aug 2012 adj basic to agr	794.00	-58.3	-46,290.20
Aug 2012 adj basic to agr (Vallecitos)	765.00	58.3	44,599.50
Aug 2012 adj basic to agr (Fallbrook)	765.00	288.0	220,320.00
Aug 2012 adj basic to agr	794.00	-288.0	-228,672.00
Aug 2012 adj basic to agr (Rainbow)	765.00	453.2	346,698.00
Aug 2012 adj basic to agr	794.00	-453.2	-359,840.80
Aug 2012 adj basic to agr (Yuima)	765.00	405.3	310,054.50
Aug 2012 adj basic to agr	794.00	-405.3	-321,808.20
Adjustment Subtotal		0.0	-88,606.60
SD-07 Total		4,968.4	3,856,303.00

Meter No SD-08

Treated Domestic	Constant	Previous Reading	Current Reading	Volume (Cu. Ft.)	Rate Desc.
n/o Red Mtn. n/o Mission Rd.	100	40568606	40712063	14345700	Unbundled

--- DELIVERIES ---

	Rate Per AF	Volume AF	Amount
Tier 1 Supply Rate	106.00	329.3	34,905.80
System Access Rate	217.00	329.3	71,458.10
Water Stewardship Rate	43.00	329.3	14,159.90
System Power Rate	136.00	329.3	44,784.80
Treatment Surcharge	234.00	329.3	77,056.20
Delta Supply Surcharge	58.00	329.3	19,099.40
Delivery Subtotal		329.3	261,464.20
SD-08 Total		329.3	261,464.20

Meter No SD-09

Treated Domestic	Constant	Previous Reading	Current Reading	Volume (Cu. Ft.)	Rate Desc.
w/o Rainbow Glen. Rd. n/o Red Mtn.	100	9163069	9262924	9985500	Unbundled

--- DELIVERIES ---

	Rate Per AF	Volume AF	Amount
Tier 1 Supply Rate	106.00	229.2	24,295.20
System Access Rate	217.00	229.2	49,736.40
Water Stewardship Rate	43.00	229.2	9,855.60
System Power Rate	136.00	229.2	31,171.20

Agency Name	Invoice No.	Rev.	Bill Period	Page No.	Mailed On	Due On
San Diego County Water Authority	7452	0	August 2012	4 of 7	09-10-12	10-31-12

--- DELIVERIES ---

	Rate Per AF	Volume AF	Amount
Treatment Surcharge	234.00	229.2	53,632.80
Delta Supply Surcharge	58.00	229.2	13,293.60
Delivery Subtotal		229.2	181,984.80

--- ADJUSTMENT ---

	Rate Per AF	Volume AF	Amount
May 2012 adj basic to agr voided (Vista)	765.00	-0.9	-688.50
May 2012 adj basic to agr voided	794.00	0.9	714.60
Adjustment Subtotal		0.0	26.10

SD-09 Total 229.2 182,010.90

Meter No SD-11

Untreated Domestic	Constant	Previous Reading	Current Reading	Volume (Cu. Ft.)	Rate Desc
e/o Wilt Rd. n/o Dos Ninos Ave.	10,000	17461187	17554466	932790000	Unbundled

--- DELIVERIES ---

	Rate Per AF	Volume AF	Amount
Tier 1 Supply Rate	106.00	21,413.9	2,269,873.40
System Access Rate	217.00	21,413.9	4,646,816.30
Water Stewardship Rate	43.00	21,413.9	920,797.70
System Power Rate	136.00	21,413.9	2,912,290.40
Delta Supply Surcharge	58.00	21,413.9	1,242,006.20
Delivery Subtotal		21,413.9	11,991,784.00

--- ADJUSTMENT ---

	Rate Per AF	Volume AF	Amount
May 2012 adj basic to agr (Vista)	537.00	0.9	483.30
May 2012 adj basic to agr	560.00	-0.9	-504.00
Jun 2012 adj basic to agr (Poway)	537.00	2.4	1,288.80
Jun 2012 adj basic to agr	560.00	-2.4	-1,344.00
Jun 2012 adj basic to agr (Olivenhain)	537.00	13.9	7,464.30
Jun 2012 adj basic to agr	560.00	-13.9	-7,784.00
Jul 2012 adj basic to agr (Santa Fe Irrigation)	537.00	2.8	1,503.60
Jul 2012 adj basic to agr	560.00	-2.8	-1,568.00
Jul 2012 adj basic to agr (Olivenhain)	537.00	14.4	7,732.80
Jul 2012 adj basic to agr	560.00	-14.4	-8,064.00
Jul 2012 adj basic to agr (City of San Diego)	537.00	15.4	8,269.80
Jul 2012 adj basic to agr	560.00	-15.4	-8,624.00
Jul 2012 adj basic to agr (Escondido)	537.00	130.7	70,185.90
Jul 2012 adj basic to agr	560.00	-130.7	-73,192.00
Jul 2012 adj basic to agr (Ramona)	537.00	53.7	28,836.90
Jul 2012 adj basic to agr	560.00	-53.7	-30,072.00
Aug 2012 adj exch iid to sdcwa	560.00	-13,975.0	-7,826,000.00
Aug 2012 adj exch iid to sdcwa (San Diego CWA)	396.00		5,534,100.00
Adjustment Subtotal		-13,975.0	-2,297,286.60

SD-11 Total 7,438.9 9,694,497.40

Meter No SD-DS1

Desalted	Constant	Previous Reading	Current Reading	Volume (Cu. Ft.)	Rate Desc
Desalted		N/A	N/A	N/A	Unbundled

--- ADJUSTMENT ---

	Rate Per AF	Volume AF	Amount
Jul 2012 lppds	817.00	561.9	459,072.30
Jul 2012 lppds	817.00		-459,072.30
Adjustment Subtotal		561.9	0.00

SD-DS1 Total 561.9 0.00

Agency Name	Invoice No.	Rev.	Bill Period	Page No.	Mailed On	Due On
San Diego County Water Authority	7452	0	August 2012	5 of 7	09-10-12	10-31-12

Meter No SD-GRP1

Recovered	Constant	Previous Reading	Current Reading	Volume (Cu. Ft.)	Rate Desc.
Recovered Greenbelt		N/A	N/A	N/A	Unbundled

--- ADJUSTMENT ---		Rate Per AF	Volume AF	Amount
Jul 2012 grp		817.00	290.5	237,338.50
Jul 2012 grp		817.00		-237,338.50
Aug 2012 grp		817.00	286.9	234,397.30
Aug 2012 grp		817.00		-234,397.30
Adjustment Subtotal			577.4	0.00
SD-GRP1 Total			577.4	0.00

Meter No SD-RCL1

Reclaimed	Constant	Previous Reading	Current Reading	Volume (Cu. Ft.)	Rate Desc.
Reclaimed		N/A	N/A	N/A	Unbundled

--- ADJUSTMENT ---		Rate Per AF	Volume AF	Amount
Jul 2012 lrp contribution		250.00	85.3	-21,325.00
Aug 2012 lrp contribution		250.00	102.5	-25,625.00
Adjustment Subtotal			187.8	-46,950.00
SD-RCL1 Total			187.8	-46,950.00

Meter No SD-RCL10

Reclaimed	Constant	Previous Reading	Current Reading	Volume (Cu. Ft.)	Rate Desc.
Reclaimed		N/A	N/A	N/A	Unbundled

--- ADJUSTMENT ---		Rate Per AF	Volume AF	Amount
Jul 2012 lrp contribution		250.00	812.0	-203,000.00
Adjustment Subtotal			812.0	-203,000.00
SD-RCL10 Total			812.0	-203,000.00

Meter No SD-RCL12

Reclaimed	Constant	Previous Reading	Current Reading	Volume (Cu. Ft.)	Rate Desc.
Reclaimed		N/A	N/A	N/A	Unbundled

--- ADJUSTMENT ---		Rate Per AF	Volume AF	Amount
Jul 2012 lrp contribution		250.00	98.3	-24,575.00
Aug 2012 lrp contribution		250.00	128.2	-32,050.00
Adjustment Subtotal			226.5	-56,625.00
SD-RCL12 Total			226.5	-56,625.00

Meter No SD-RCL13

Reclaimed	Constant	Previous Reading	Current Reading	Volume (Cu. Ft.)	Rate Desc.
Reclaimed		N/A	N/A	N/A	Unbundled

--- ADJUSTMENT ---		Rate Per AF	Volume AF	Amount
Jul 2012 contribution		250.00	183.6	-45,900.00
Aug 2012 contribution		250.00	159.0	-39,750.00
Adjustment Subtotal			342.6	-85,650.00

Agency Name	Invoice No.	Rev.	Bill Period	Page No.	Mailed On	Due On
San Diego County Water Authority	7452	0	August 2012	6 of 7	09-10-12	10-31-12

SD-RCL13 Total 342.6 -85,650.00

Meter No SD-RCL15

Reclaimed	Constant	Previous Reading	Current Reading	Volume (Cu. Ft.)	Rate Desc.
Reclaimed		N/A	N/A	N/A	Unbundled

--- ADJUSTMENT ---			Rate Per AF	Volume AF	Amount
Jul 2012 contribution			150.00	129.3	-19,395.00
Adjustment Subtotal				129.3	-19,395.00
SD-RCL15 Total				129.3	-19,395.00

Meter No SD-RCL5

Reclaimed	Constant	Previous Reading	Current Reading	Volume (Cu. Ft.)	Rate Desc.
Reclaimed		N/A	N/A	N/A	Unbundled

--- ADJUSTMENT ---			Rate Per AF	Volume AF	Amount
Jun 2012 lppre			113.00	19.5	2,203.50
Jun 2012 lppre			267.00		-5,206.50
Jul 2012 lppre			113.00	20.1	2,271.30
Jul 2012 lppre			267.00		-5,366.70
Adjustment Subtotal				39.6	-6,098.40
SD-RCL5 Total				39.6	-6,098.40

Meter No SD-RCL6

Reclaimed	Constant	Previous Reading	Current Reading	Volume (Cu. Ft.)	Rate Desc.
Reclaimed		N/A	N/A	N/A	Unbundled

--- ADJUSTMENT ---			Rate Per AF	Volume AF	Amount
Jul 2012 lrp contribution			180.00	563.6	-101,448.00
Aug 2012 lrp contribution			180.00	575.5	-103,590.00
Adjustment Subtotal				1,139.1	-205,038.00
SD-RCL6 Total				1,139.1	-205,038.00

Meter No SD-RCL8

Reclaimed	Constant	Previous Reading	Current Reading	Volume (Cu. Ft.)	Rate Desc.
Reclaimed		N/A	N/A	N/A	Unbundled

--- ADJUSTMENT ---			Rate Per AF	Volume AF	Amount
Jul 2012 lrp contribution			100.00	550.1	-55,010.00
Adjustment Subtotal				550.1	-55,010.00
SD-RCL8 Total				550.1	-55,010.00

Meter No SD-RCL9

Reclaimed	Constant	Previous Reading	Current Reading	Volume (Cu. Ft.)	Rate Desc.
Reclaimed		N/A	N/A	N/A	Unbundled

--- ADJUSTMENT ---			Rate Per AF	Volume AF	Amount
Aug 2012 lppre			113.00	17.9	2,022.70
Aug 2012 lppre			267.00		-4,779.30

Agency Name	Invoice No.	Rev.	Bill Period	Page No.	Mailed On	Due On
San Diego County Water Authority	7452	0	August 2012	7 of 7	09-10-12	10-31-12

Adjustment Subtotal 17.9 -2,756.60

SD-RCL9 Total 17.9 -2,756.60

Meter No SDTJ-01A

Treated Domestic	Constant	Previous Reading	Current Reading	Volume (Cu. Ft.)	Rate Desc.
San Diego-Tijuana	133.68	3393516	3393516	0	Unbundled

--- DELIVERIES ---

Rate Per AF	Volume AF	Amount
	0.0	0.00

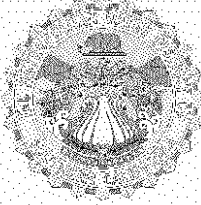
SDTJ-01A Total 0.0 0.00

--- OTHER CHARGES AND CREDITS ---

	Amount
Conservation Ag # 66654	-26,385.10
Conservation Ag # 78189	-2,413.75

VOLUME TOTAL	INVOICE TOTAL
41,765.7	\$28,581,066.25

This invoice was printed on 9/10/2012 at 9:35:37AM

**MWD**

METROPOLITAN WATER DISTRICT OF SOUTHERN CALIFORNIA

700 North Alameda Street

Los Angeles, CA, 90012-2944

INVOICE**Billed To:**

San Diego County Water Authority

**Service Address**4677 Overland Ave.
San Diego, CA 92123-1233

September 2012

Page No. 1 of 1

Mailed: 10/10/2012

Due Date: 11/30/2012

Invoice Number: 7480

Revision: 0

NOTICE

The MWD Administrative Code Section 4507 and 4508 require that payment must be made in "Good Funds" by the due date or the payment will be considered delinquent and an additional charge shall be assessed.

DELIVERIES

	Volume (AF)
Total Water Treated Delivered	12,365.3
Total Water Untreated Delivered	38,504.5

SALES

	Type	Volume (AF)	Rate (\$ /AF)	Total (\$)
Full Service	Tier 1 Supply Rate	35,053.9	\$106.00	\$3,715,713.40
	System Access Rate	35,053.9	\$217.00	\$7,606,696.30
	Water Stewardship Rate	35,053.9	\$43.00	\$1,507,317.70
	System Power Rate	35,053.9	\$136.00	\$4,767,330.40
	Delta Supply Surcharge	35,053.9	\$58.00	\$2,033,126.20
	Treatment Surcharge	10,774.6	\$234.00	\$2,521,256.40
IAWP	Treated	1,631.8		\$1,248,327.00
	Untreated	250.2		\$134,357.40
SUBTOTAL				\$23,534,124.80

WATER MANAGEMENT

	Volume (AF)	Total (\$)
Local Resource Programs	2,444.5	(\$320,269.90)
SUBTOTAL		(\$320,269.90)

EXCHANGES, WHEELING, AND OTHER DELIVERIES

IID San Diego Exchange UnTreated	13,975.0	\$5,534,100.00
		\$5,534,100.00

OTHER CHARGES AND CREDITS

	Rate (\$ /AF)	
Conservation Debit/Credit	\$4,613.25	
Miscellaneous Debit/Credit (See Detail)	(\$255,542.83)	
SUBTOTAL		(\$250,929.58)

ADDITIONAL INFORMATION

	Volume (AF)	Tier1 %	Peak Day	Flow (CFS)
Purchase Order Commitment (Jan 2003 to Dec 2012)	3,342,570.6			
Purchase Order Firm Delivery To Date (Jan 2003 to Dec 2012)	4,004,190.1			
Tier 1 Annual Limit (For Current Calendar Year)	547,239.0			
Tier 1 YTD Deliveries (For Current Calendar Year)	209,048.0	38.2		
Tier 1 Current Month Deliveries	35,053.9			
Capacity Charge			8/27/2009	1,055.3

INVOICE TOTAL

Volume AF

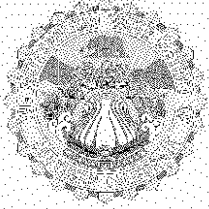
39,380.4

Amount Now Due

\$28,497,025.32

Note: Amount Due is based on highlighted fields

MWD2010-00275554



MWD
 METROPOLITAN WATER DISTRICT OF SOUTHERN CALIFORNIA
 700 North Alameda Street
 Los Angeles, CA, 90012-2944

INVOICE DETAIL

NOTICE

The MWD Administrative Code Section 4507 and 4508 require that payment must be made in "Good Funds" by the due date or the payment will be considered delinquent and an additional charge shall be assessed.

IN ACCORDANCE WITH READINGS AND BILLING DATA LISTED BELOW

Agency Name	Invoice No.	Rev.	Bill Period	Page No.	Mailed On	Due On
San Diego County Water Authority	7480	0	September 2012	1 of 6	10-10-12	11-30-12

Meter No. CM-10

Treated	Constant	Previous Reading	Current Reading	Volume (Cu. Ft.)	Rate Desc.
Treated Domestic		0	0	0	Unbundled

--- ADJUSTMENT ---

	Rate Per AF	Volume AF	Amount
Sep 2012 adj oc to sd transfer	794.00	41.1	32,633.40
Adjustment Subtotal		41.1	32,633.40
CM-10 Total		41.1	32,633.40

Meter No. SD-01A

Treated Domestic	Constant	Previous Reading	Current Reading	Volume (Cu. Ft.)	Rate Desc.
Rainbow Cyn. Rd. e/o Frontage Rd.	1,000	27529695	27650750	121055000	Unbundled

--- DELIVERIES ---

	Rate Per AF	Volume AF	Amount
Tier 1 Supply Rate	106.00	2,779.0	294,574.00
System Access Rate	217.00	2,779.0	603,043.00
Water Stewardship Rate	43.00	2,779.0	119,497.00
System Power Rate	136.00	2,779.0	377,944.00
Treatment Surcharge	234.00	2,779.0	650,286.00
Delta Supply Surcharge	58.00	2,779.0	161,182.00
Delivery Subtotal		2,779.0	2,206,526.00
SD-01A Total		2,779.0	2,206,526.00

Meter No. SD-01B

Treated Domestic	Constant	Previous Reading	Current Reading	Volume (Cu. Ft.)	Rate Desc.
Rainbow Cyn. Rd. e/o Frontage Rd.	1,000	26997515	27118312	120797000	Unbundled

--- DELIVERIES ---

	Rate Per AF	Volume AF	Amount
Tier 1 Supply Rate	106.00	2,773.1	293,948.60
System Access Rate	217.00	2,773.1	601,762.70
Water Stewardship Rate	43.00	2,773.1	119,243.30
System Power Rate	136.00	2,773.1	377,141.60
Treatment Surcharge	234.00	2,773.1	648,905.40
Delta Supply Surcharge	58.00	2,773.1	160,839.80
Delivery Subtotal		2,773.1	2,201,841.40
SD-01B Total		2,773.1	2,201,841.40

Agency Name	Invoice No.	Rev.	Bill Period	Page No.	Mailed On	Due On
San Diego County Water Authority	7480	0	September 2012	2 of 6	10-10-12	11-30-12

Meter No SD-02

Treated Domestic	Constant	Previous Reading	Current Reading	Volume (Cu. Ft.)	Rate Desc.
w/o Rainbow Glen Rd.	100	28058058	28282736	22467800	Unbundled

--- DELIVERIES ---		Rate Per AF	Volume AF	Amount
Tier 1 Supply Rate		106.00	515.8	54,674.80
System Access Rate		217.00	515.8	111,928.60
Water Stewardship Rate		43.00	515.8	22,179.40
System Power Rate		136.00	515.8	70,148.80
Treatment Surcharge		234.00	515.8	120,697.20
Delta Supply Surcharge		58.00	515.8	29,916.40
Sep 2012, meter under 10% flow	Tier 1 Supply Rate	106.00	0.2	21.20
Sep 2012, meter under 10% flow	System Access Rate	217.00	0.2	43.40
Sep 2012, meter under 10% flow	Water Stewardship Rate	43.00	0.2	8.60
Sep 2012, meter under 10% flow	System Power Rate	136.00	0.2	27.20
Sep 2012, meter under 10% flow	Treatment Surcharge	234.00	0.2	46.80
Sep 2012, meter under 10% flow	Delta Supply Surcharge	58.00	0.2	11.60
Delivery Subtotal			516.0	409,704.00
SD-02 Total			516.0	409,704.00

Meter No SD-03

Untreated Domestic	Constant	Previous Reading	Current Reading	Volume (Cu. Ft.)	Rate Desc.
Rainbow Cyn. Rd. e/o Frontage Rd.	1,000	92666604	93368661	702057000	Unbundled

--- DELIVERIES ---		Rate Per AF	Volume AF	Amount
Tier 1 Supply Rate		106.00	16,117.0	1,708,402.00
System Access Rate		217.00	16,117.0	3,497,389.00
Water Stewardship Rate		43.00	16,117.0	693,031.00
System Power Rate		136.00	16,117.0	2,191,912.00
Delta Supply Surcharge		58.00	16,117.0	934,786.00
Delivery Subtotal			16,117.0	9,025,520.00
--- ADJUSTMENT ---		Rate Per AF	Volume AF	Amount
Aug 2012 adj basic to agr (Escondido)		537.00	149.9	80,496.30
Aug 2012 adj basic to agr		560.00	-149.9	-83,944.00
Adjustment Subtotal			0.0	-3,447.70
SD-03 Total			16,117.0	9,022,072.30

Meter No SD-05

Treated Domestic	Constant	Previous Reading	Current Reading	Volume (Cu. Ft.)	Rate Desc.
s/o Reche Rd. w/o Wilt Rd.	100	11228247	11352028	12378100	Unbundled

--- DELIVERIES ---		Rate Per AF	Volume AF	Amount
Tier 1 Supply Rate		106.00	284.2	30,125.20
System Access Rate		217.00	284.2	61,671.40
Water Stewardship Rate		43.00	284.2	12,220.60
System Power Rate		136.00	284.2	38,651.20
Treatment Surcharge		234.00	284.2	66,502.80
Delta Supply Surcharge		58.00	284.2	16,483.60
Delivery Subtotal			284.2	225,654.80
SD-05 Total			284.2	225,654.80

Meter No SD-07

Treated Domestic	Constant	Previous Reading	Current Reading	Volume (Cu. Ft.)	Rate Desc.
e/o Wilt Rd. n/o Dos Ninos Ave.	1,000	118771749	119003966	232217000	Unbundled

Agency Name	Invoice No.	Rev.	Bill Period	Page No.	Mailed On	Due On
San Diego County Water Authority	7480	0	September 2012	3 of 6	10-10-12	11-30-12

--- DELIVERIES ---

	Rate Per AF	Volume AF	Amount
Tier 1 Supply Rate	106.00	5,331.0	565,086.00
System Access Rate	217.00	5,331.0	1,156,827.00
Water Stewardship Rate	43.00	5,331.0	229,233.00
System Power Rate	136.00	5,331.0	725,016.00
Treatment Surcharge	234.00	5,331.0	1,247,454.00
Delta Supply Surcharge	58.00	5,331.0	309,198.00
Delivery Subtotal		5,331.0	4,232,814.00

--- ADJUSTMENT ---

	Rate Per AF	Volume AF	Amount
Jul 2012 adj basic to agr (Vista)	765.00	3.5	2,677.50
Jul 2012 adj basic to agr	794.00	-3.5	-2,779.00
Jul 2012 adj basic to agr (Rincon)	765.00	43.4	33,201.00
Jul 2012 adj basic to agr	794.00	-43.4	-34,459.60
Aug 2012 adj basic to agr (Olivenhain)	765.00	0.3	229.50
Aug 2012 adj basic to agr	794.00	-0.3	-238.20
Aug 2012 adj basic to agr (Rincon)	765.00	45.3	34,654.50
Aug 2012 adj basic to agr	794.00	-45.3	-35,968.20
Aug 2012 adj basic to agr (Ramona)	765.00	177.8	136,017.00
Aug 2012 adj basic to agr	794.00	-177.8	-141,173.20
Aug 2012 adj basic to agr (Valley Center)	765.00	1,197.7	916,240.50
Aug 2012 adj basic to agr	794.00	-1,197.7	-950,973.80
Aug 2012 adj basic to agr	794.00	-2.6	-2,064.40
Aug 2012 adj basic to agr (City of San Diego)	765.00	2.6	1,989.00
Aug 2012 adj basic to agr	794.00	-90.5	-71,857.00
Aug 2012 adj basic to agr (Padre Dam)	765.00	90.5	69,232.50
Sep 2012 adj basic to agr	794.00	-70.7	-56,135.80
Sep 2012 adj basic to agr (Vallecitos)	765.00	70.7	54,085.50
Adjustment Subtotal		0.0	-47,322.20
SD-07 Total		5,331.0	4,185,491.80

Meter No SD-08

Treated Domestic	Constant	Previous Reading	Current Reading	Volume (Cu. Ft.)	Rate Desc
n/o Red Mtn. n/o Mission Rd.	100	40712063	40913539	20147600	Unbundled

--- DELIVERIES ---

	Rate Per AF	Volume AF	Amount
Tier 1 Supply Rate	106.00	462.5	49,025.00
System Access Rate	217.00	462.5	100,362.50
Water Stewardship Rate	43.00	462.5	19,887.50
System Power Rate	136.00	462.5	62,900.00
Treatment Surcharge	234.00	462.5	108,225.00
Delta Supply Surcharge	58.00	462.5	26,825.00
Delivery Subtotal		462.5	367,225.00

SD-08 Total 462.5 367,225.00

Meter No SD-09

Treated Domestic	Constant	Previous Reading	Current Reading	Volume (Cu. Ft.)	Rate Desc
w/o Rainbow Glen. Rd. n/o Red Mtn.	100	9262924	9358541	9561700	Unbundled

--- DELIVERIES ---

	Rate Per AF	Volume AF	Amount
Tier 1 Supply Rate	106.00	219.5	23,267.00
System Access Rate	217.00	219.5	47,631.50
Water Stewardship Rate	43.00	219.5	9,438.50
System Power Rate	136.00	219.5	29,852.00
Treatment Surcharge	234.00	219.5	51,363.00
Delta Supply Surcharge	58.00	219.5	12,731.00
Delivery Subtotal		219.5	174,283.00

SD-09 Total 219.5 174,283.00

Agency Name	Invoice No.	Rev.	Bill Period	Page No.	Mailed On	Due On
San Diego County Water Authority	7480	0	September 2012	4 of 6	10-10-12	11-30-12

Meter No SD-11

Untreated Domestic	Constant	Previous Reading	Current Reading	Volume (Cu. Ft.)	Rate Desc.
e/o Wilt Rd. n/o Dos Ninos Ave.	10,000	17554466	17651986	975200000	Unbundled

--- DELIVERIES ---	Rate Per AF	Volume AF	Amount
Tier 1 Supply Rate	106.00	22,387.5	2,373,075.00
System Access Rate	217.00	22,387.5	4,858,087.50
Water Stewardship Rate	43.00	22,387.5	962,662.50
System Power Rate	136.00	22,387.5	3,044,700.00
Delta Supply Surcharge	58.00	22,387.5	1,298,475.00
Delivery Subtotal		22,387.5	12,537,000.00

--- ADJUSTMENT ---	Rate Per AF	Volume AF	Amount
Jul 2012 adj basic to agr (Vista)	537.00	3.4	1,825.80
Jul 2012 adj basic to agr	560.00	-3.4	-1,904.00
Aug 2012 adj basic to agr (Santa Fe Irrigation)	537.00	5.8	3,114.60
Aug 2012 adj basic to agr	560.00	-5.8	-3,248.00
Aug 2012 adj basic to agr (Olivenhain)	537.00	13.1	7,034.70
Aug 2012 adj basic to agr	560.00	-13.1	-7,336.00
Aug 2012 adj basic to agr (Ramona)	537.00	59.3	31,844.10
Aug 2012 adj basic to agr	560.00	-59.3	-33,208.00
Aug 2012 adj basic to agr	560.00	-18.7	-10,472.00
Aug 2012 adj basic to agr (City of San Diego)	537.00	18.7	10,041.90
Sep 2012 adj exch iid to sdcwa	560.00	-13,975.0	-7,826,000.00
Sep 2012 adj exch iid to sdcwa (San Diego CWA)	396.00		5,534,100.00
Adjustment Subtotal		-13,975.0	-2,294,206.90
SD-11 Total		8,412.5	10,242,793.10

Meter No SD-DS1

Desalted	Constant	Previous Reading	Current Reading	Volume (Cu. Ft.)	Rate Desc.
Desalted		N/A	N/A	N/A	Unbundled

--- ADJUSTMENT ---	Rate Per AF	Volume AF	Amount
Aug 2012 lppds	817.00	518.0	423,206.00
Aug 2012 lppds	817.00		-423,206.00
Adjustment Subtotal		518.0	0.00
SD-DS1 Total		518.0	0.00

Meter No SD-GRP1

Recovered	Constant	Previous Reading	Current Reading	Volume (Cu. Ft.)	Rate Desc.
Recovered Greenbelt		N/A	N/A	N/A	Unbundled

--- ADJUSTMENT ---	Rate Per AF	Volume AF	Amount
Sep 2012 grp	817.00	280.1	228,841.70
Sep 2012 grp	817.00		-228,841.70
Adjustment Subtotal		280.1	0.00
SD-GRP1 Total		280.1	0.00

Meter No SD-RCL10

Reclaimed	Constant	Previous Reading	Current Reading	Volume (Cu. Ft.)	Rate Desc.
Reclaimed		N/A	N/A	N/A	Unbundled

--- ADJUSTMENT ---	Rate Per AF	Volume AF	Amount
Aug 2012 lrp contribution	250.00	775.7	-193,925.00

Agency Name	Invoice No.	Rev.	Bill Period	Page No.	Mailed On	Due On
San Diego County Water Authority	7480	0	September 2012	5 of 6	10-10-12	11-30-12

Adjustment Subtotal 775.7 -193,925.00

SD-RCL10 Total 775.7 -193,925.00

Meter No SD-RCL13

Reclaimed	Constant	Previous Reading	Current Reading	Volume (Cu. Ft.)	Rate Desc.
Reclaimed		N/A	N/A	N/A	Unbundled

--- ADJUSTMENT ---

	Rate Per AF	Volume AF	Amount
Sep 2012 contribution	250.00	154.4	-36,600.00
Adjustment Subtotal		154.4	-36,600.00
SD-RCL13 Total		154.4	-38,600.00

Meter No SD-RCL15

Reclaimed	Constant	Previous Reading	Current Reading	Volume (Cu. Ft.)	Rate Desc.
Reclaimed		N/A	N/A	N/A	Unbundled

--- ADJUSTMENT ---

	Rate Per AF	Volume AF	Amount
Aug 2012 contribution	150.00	153.2	-22,980.00
Adjustment Subtotal		153.2	-22,980.00
SD-RCL15 Total		153.2	-22,980.00

Meter No SD-RCL5

Reclaimed	Constant	Previous Reading	Current Reading	Volume (Cu. Ft.)	Rate Desc.
Reclaimed		N/A	N/A	N/A	Unbundled

--- ADJUSTMENT ---

	Rate Per AF	Volume AF	Amount
Aug 2012 lppre	113.00	23.2	2,621.60
Aug 2012 lppre	267.00		-6,194.40
Adjustment Subtotal		23.2	-3,572.80
SD-RCL5 Total		23.2	-3,572.80

Meter No SD-RCL6

Reclaimed	Constant	Previous Reading	Current Reading	Volume (Cu. Ft.)	Rate Desc.
Reclaimed		N/A	N/A	N/A	Unbundled

--- ADJUSTMENT ---

	Rate Per AF	Volume AF	Amount
Jul 2012 lrp contribution voided	180.00	-563.6	101,448.00
Jul 2012 lrp contribution	185.00	563.6	-104,266.00
Aug 2012 lrp contribution voided	180.00	-575.5	103,590.00
Aug 2012 lrp contribution	185.00	575.5	-106,467.50
Adjustment Subtotal		0.0	-5,695.50
SD-RCL6 Total		0.0	-5,695.50

Meter No SD-RCL8

Reclaimed	Constant	Previous Reading	Current Reading	Volume (Cu. Ft.)	Rate Desc.
Reclaimed		N/A	N/A	N/A	Unbundled

--- ADJUSTMENT ---

	Rate Per AF	Volume AF	Amount
Aug 2012 lrp contribution	100.00	512.0	-51,200.00

Agency Name	Invoice No.	Rev.	Bill Period	Page No.	Mailed On	Due On
San Diego County Water Authority	7480	0	September 2012	6 of 6	10-10-12	11-30-12

Adjustment Subtotal	512.0	-51,200.00
----------------------------	-------	------------

SD-RCL8 Total	512.0	-51,200.00
----------------------	-------	------------

Meter No SD-RCL9

Reclaimed	Constant	Previous Reading	Current Reading	Volume (Cu. Ft.)	Rate Desc.
		N/A	N/A	N/A	Unbundled

--- ADJUSTMENT ---

	Rate Per AF	Volume AF	Amount
Sep 2012 lppre	113.00	27.9	3,152.70
Sep 2012 lppre	267.00		-7,449.30

Adjustment Subtotal	27.9	-4,296.60
----------------------------	------	-----------

SD-RCL9 Total	27.9	-4,296.60
----------------------	------	-----------

Meter No SDTJ-01A

Treated Domestic	Constant	Previous Reading	Current Reading	Volume (Cu. Ft.)	Rate Desc.
San Diego-Tijuana	133.68	3393516	3393516	0	Unbundled

--- DELIVERIES ---

	Rate Per AF	Volume AF	Amount
Delivery Subtotal		0.0	0.00

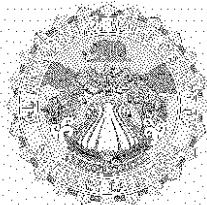
SDTJ-01A Total	0.0	0.00
-----------------------	-----	------

--- OTHER CHARGES AND CREDITS ---

	Amount
Conservation Ag # 66654	485.00
Conservation Ag # 78189	4,128.25
RTS adjustment for FY.2011/12.	-255,542.83

VOLUME TOTAL	INVOICE TOTAL
39,380.4	\$28,497,025.32

This invoice was printed on 10/5/2012 at 2:23:14PM

**MWD**

METROPOLITAN WATER DISTRICT OF SOUTHERN CALIFORNIA

700 North Alameda Street

Los Angeles, CA, 90012-2944

INVOICE**Billed To:**

San Diego County Water Authority

**Service Address**4677 Overland Ave.
San Diego, CA 92123-1233

October 2012	Page No. 1 of 2
Mailed: 11/09/2012	Due Date: 12/28/2012
Invoice Number: 7508	Revision: 0

NOTICE

The MWD Administrative Code Section 4507 and 4508 require that payment must be made in "Good Funds" by the due date or the payment will be considered delinquent and an additional charge shall be assessed.

DELIVERIES

	Volume (AF)
Total Water Treated Delivered	13,931.4
Total Water Untreated Delivered	27,112.8

SALES

	Type	Volume (AF)	Rate (\$ /AF)	Total (\$)
Full Service	Tier 1 Supply Rate	23,750.5	\$106.00	\$2,517,553.00
	System Access Rate	23,750.5	\$217.00	\$5,153,858.50
	Water Stewardship Rate	23,750.5	\$43.00	\$1,021,271.50
	System Power Rate	23,750.5	\$136.00	\$3,230,068.00
	Delta Supply Surcharge	23,750.5	\$58.00	\$1,377,529.00
	Treatment Surcharge	10,907.5	\$234.00	\$2,552,355.00
Adjust Full Service Prior Rates				
Certification(s) for 201101 to 201112 for Domestic	Treated	-13.9	\$744.00	(\$10,341.60)
IAWP	Treated	3,099.2		\$2,369,803.80
	Untreated	294.8		\$158,307.60
SUBTOTAL				\$18,370,404.80

WATER MANAGEMENT

	Volume (AF)	Total (\$)
Local Resource Programs	3,840.0	(\$569,621.20)
SUBTOTAL		(\$569,621.20)

EXCHANGES, WHEELING, AND OTHER DELIVERIES

IID San Diego Exchange UnTreated	13,975.0	\$5,534,100.00
		\$5,534,100.00

OTHER CHARGES AND CREDITS

	Rate (\$ /AF)	
Conservation Debit/Credit	\$2,701.00	
Readiness To Serve Charge(Payment Schedule: S)	\$12,350,164.00	
Capacity Charge(Payment Schedule: S)	\$3,904,610.00	
SUBTOTAL		\$16,257,475.00

ADDITIONAL INFORMATION

	Volume (AF)	Tier1 %	Peak Day	Flow (CFS)
Purchase Order Commitment (Jan 2003 to Dec 2012)	3,342,570.6			
Purchase Order Firm Delivery To Date (Jan 2003 to Dec 2012)	4,027,926.7			
Tier 1 Annual Limit (For Current Calendar Year)	547,239.0			
Tier 1 YTD Deliveries (For Current Calendar Year)	232,798.5	42.5		
Tier 1 Current Month Deliveries	23,750.5			
Capacity Charge			8/27/2009	1,055.3

MWD2010-00275561

Agency Name	Invoice No.	Rev.	Bill Period	Page No.	Mailed On	Due On
San Diego County Water Authority	7508	0	October 2012	2 of 2	11-09-12	12-28-12

INVOICE TOTAL

Volume AF
30,970.6

Amount Now Due
\$39,592,358.60

Note: Amount Due is based on highlighted fields



MWD
 METROPOLITAN WATER DISTRICT OF SOUTHERN CALIFORNIA
 700 North Alameda Street
 Los Angeles, CA, 90012-2944

INVOICE DETAIL

NOTICE

The MWD Administrative Code Section 4507 and 4508 require that payment must be made in "Good Funds" by the due date or the payment will be considered delinquent and an additional charge shall be assessed.

IN ACCORDANCE WITH READINGS AND BILLING DATA LISTED BELOW

Agency Name	Invoice No.	Rev.	Bill Period	Page No.	Mailed On	Due On
San Diego County Water Authority	7508	0	October 2012	1 of 7	11-09-12	12-28-12

Meter No CM-10

Treated	Constant	Previous Reading	Current Reading	Volume (Cu. Ft.)	Rate Desc.
Treated Domestic		0	0	0	Unbundled

--- ADJUSTMENT ---

	Rate Per AF	Volume AF	Amount
Oct 2012 adj from full service to full service oc to sd transfer	794.00	61.4	48,751.60
Adjustment Subtotal		61.4	48,751.60
CM-10 Total		61.4	48,751.60

Meter No SD-01A

Treated Domestic	Constant	Previous Reading	Current Reading	Volume (Cu. Ft.)	Rate Desc.
Rainbow Cyn. Rd. e/o Frontage Rd.	1,000	27650750	27760444	109694000	Unbundled

--- DELIVERIES ---

	Rate Per AF	Volume AF	Amount
Tier 1 Supply Rate	106.00	2,518.2	266,929.20
System Access Rate	217.00	2,518.2	546,449.40
Water Stewardship Rate	43.00	2,518.2	108,282.60
System Power Rate	136.00	2,518.2	342,475.20
Treatment Surcharge	234.00	2,518.2	589,258.80
Delta Supply Surcharge	58.00	2,518.2	146,055.60
Delivery Subtotal		2,518.2	1,999,450.80
SD-01A Total		2,518.2	1,999,450.80

Meter No SD-01B

Treated Domestic	Constant	Previous Reading	Current Reading	Volume (Cu. Ft.)	Rate Desc.
Rainbow Cyn. Rd. e/o Frontage Rd.	1,000	27118312	27228157	109845000	Unbundled

--- DELIVERIES ---

	Rate Per AF	Volume AF	Amount
Tier 1 Supply Rate	106.00	2,521.7	267,300.20
System Access Rate	217.00	2,521.7	547,208.90
Water Stewardship Rate	43.00	2,521.7	108,433.10
System Power Rate	136.00	2,521.7	342,951.20
Treatment Surcharge	234.00	2,521.7	590,077.80
Delta Supply Surcharge	58.00	2,521.7	146,258.60
Delivery Subtotal		2,521.7	2,002,229.80
SD-01B Total		2,521.7	2,002,229.80

Agency Name	Invoice No.	Rev.	Bill Period	Page No.	Mailed On	Due On
San Diego County Water Authority	7508	0	October 2012	2 of 7	11-09-12	12-28-12

Meter No SD-02

Treated Domestic	Constant	Previous Reading	Current Reading	Volume (Cu. Ft.)	Rate Desc.
w/o Rainbow Glen Rd.	100	28282736	28442847	16011100	Unbundled

--- DELIVERIES ---		Rate Per AF	Volume AF	Amount
Tier 1 Supply Rate		106.00	367.6	38,965.60
System Access Rate		217.00	367.6	79,769.20
Water Stewardship Rate		43.00	367.6	15,806.80
System Power Rate		136.00	367.6	49,993.60
Treatment Surcharge		234.00	367.6	86,018.40
Delta Supply Surcharge		58.00	367.6	21,320.80
Oct 2012, meter under 10% flow	Tier 1 Supply Rate	106.00	1.7	180.20
Oct 2012, meter under 10% flow	System Access Rate	217.00	1.7	368.90
Oct 2012, meter under 10% flow	Water Stewardship Rate	43.00	1.7	73.10
Oct 2012, meter under 10% flow	System Power Rate	136.00	1.7	231.20
Oct 2012, meter under 10% flow	Treatment Surcharge	234.00	1.7	397.80
Oct 2012, meter under 10% flow	Delta Supply Surcharge	58.00	1.7	98.60
Delivery Subtotal			369.3	293,224.20
SD-02 Total			369.3	293,224.20

Meter No SD-03

Untreated Domestic	Constant	Previous Reading	Current Reading	Volume (Cu. Ft.)	Rate Desc.
Rainbow Cyn. Rd. e/o Frontage Rd.	1,000	93368661	93890737	522076000	Unbundled

--- DELIVERIES ---		Rate Per AF	Volume AF	Amount
Tier 1 Supply Rate		106.00	11,985.2	1,270,431.20
System Access Rate		217.00	11,985.2	2,600,788.40
Water Stewardship Rate		43.00	11,985.2	515,363.60
System Power Rate		136.00	11,985.2	1,629,987.20
Delta Supply Surcharge		58.00	11,985.2	695,141.60
Delivery Subtotal			11,985.2	6,711,712.00
SD-03 Total			11,985.2	6,711,712.00

Meter No SD-05

Treated Domestic	Constant	Previous Reading	Current Reading	Volume (Cu. Ft.)	Rate Desc.
s/o Reche Rd. w/o Wilt Rd.	100	11352028	11476058	12403000	Unbundled

--- DELIVERIES ---		Rate Per AF	Volume AF	Amount
Tier 1 Supply Rate		106.00	284.7	30,178.20
System Access Rate		217.00	284.7	61,779.90
Water Stewardship Rate		43.00	284.7	12,242.10
System Power Rate		136.00	284.7	38,719.20
Treatment Surcharge		234.00	284.7	66,619.80
Delta Supply Surcharge		58.00	284.7	16,512.60
Delivery Subtotal			284.7	226,051.80
SD-05 Total			284.7	226,051.80

Meter No SD-07

Treated Domestic	Constant	Previous Reading	Current Reading	Volume (Cu. Ft.)	Rate Desc.
e/o Wilt Rd. n/o Dos Ninos Ave.	1,000	119003966	119335075	331109000	Unbundled

--- DELIVERIES ---		Rate Per AF	Volume AF	Amount
Tier 1 Supply Rate		106.00	7,601.2	805,727.20
System Access Rate		217.00	7,601.2	1,649,460.40
Water Stewardship Rate		43.00	7,601.2	326,851.60
System Power Rate		136.00	7,601.2	1,033,763.20
Treatment Surcharge		234.00	7,601.2	1,778,680.80

Agency Name	Invoice No.	Rev.	Bill Period	Page No.	Mailed On	Due On
San Diego County Water Authority	7508	0	October 2012	3 of 7	11-09-12	12-28-12

--- DELIVERIES ---

	Rate Per AF	Volume AF	Amount
Delta Supply Surcharge	58.00	7,601.2	440,869.60
Delivery Subtotal		7,601.2	6,035,352.80

--- ADJUSTMENT ---

	Rate Per AF	Volume AF	Amount
Jun 2011 adj basic to agr voided (Vallecitos)	687.00	-28.3	-19,442.10
Jun 2011 adj basic to agr voided	744.00	28.3	21,055.20
Jun 2011 adj basic to agr (Vallecitos)	687.00	42.2	28,991.40
Jun 2011 adj basic to agr	744.00	-42.2	-31,396.80
Aug 2012 adj basic to agr (Vista)	765.00	5.4	4,131.00
Aug 2012 adj basic to agr	794.00	-5.4	-4,287.60
Sep 2012 adj basic to agr (Olivenhain)	765.00	10.1	7,726.50
Sep 2012 adj basic to agr	794.00	-10.1	-8,019.40
Sep 2012 adj basic to agr (City of San Diego)	765.00	2.6	1,989.00
Sep 2012 adj basic to agr	794.00	-2.6	-2,064.40
Sep 2012 adj basic to agr (Vallecitos)	765.00	64.3	49,189.50
Sep 2012 adj basic to agr	794.00	-64.3	-51,054.20
Sep 2012 adj basic to agr (Padre Dam)	765.00	69.3	53,014.50
Sep 2012 adj basic to agr	794.00	-69.3	-55,024.20
Sep 2012 adj basic to agr (Ramona)	765.00	127.1	97,231.50
Sep 2012 adj basic to agr	794.00	-127.1	-100,917.40
Sep 2012 adj basic to agr (Fallbrook)	765.00	273.4	209,151.00
Sep 2012 adj basic to agr	794.00	-273.4	-217,079.60
Sep 2012 adj basic to agr (Yuima)	765.00	309.8	236,997.00
Sep 2012 adj basic to agr	794.00	-309.8	-245,981.20
Sep 2012 adj basic to agr (Rainbow)	765.00	440.8	337,212.00
Sep 2012 adj basic to agr	794.00	-440.8	-349,995.20
Sep 2012 adj basic to agr (Valley Center)	765.00	1,113.7	851,980.50
Sep 2012 adj basic to agr	794.00	-1,113.7	-884,277.80
Oct 2012 adj basic to agr	794.00	-235.6	-187,066.40
Oct 2012 adj basic to agr (Yuima)	765.00	235.6	180,234.00
Oct 2012 adj basic to agr (Vallecitos)	765.00	60.6	46,359.00
Oct 2012 adj basic to agr	794.00	-60.6	-48,116.40
Oct 2012 adj basic to agr (Rainbow)	765.00	372.6	285,039.00
Oct 2012 adj basic to agr	794.00	-372.6	-295,644.40
Adjustment Subtotal		0.0	-90,266.00
SD-07 Total		7,601.2	5,945,086.80

Meter No SD-08

Treated Domestic	Constant	Previous Reading	Current Reading	Volume (Cu. Ft.)	Rate Desc
n/o Red Mtn. n/o Mission Rd.	100	40913539	41110787	19724800	Unbundled

--- DELIVERIES ---

	Rate Per AF	Volume AF	Amount
Tier 1 Supply Rate	106.00	452.8	47,996.80
System Access Rate	217.00	452.8	98,257.60
Water Stewardship Rate	43.00	452.8	19,470.40
System Power Rate	136.00	452.8	61,580.80
Treatment Surcharge	234.00	452.8	105,955.20
Delta Supply Surcharge	58.00	452.8	26,262.40
Oct 2012, meter under 10% flow Tier 1 Supply Rate	106.00	0.3	31.80
Oct 2012, meter under 10% flow System Access Rate	217.00	0.3	65.10
Oct 2012, meter under 10% flow Water Stewardship Rate	43.00	0.3	12.90
Oct 2012, meter under 10% flow System Power Rate	136.00	0.3	40.80
Oct 2012, meter under 10% flow Treatment Surcharge	234.00	0.3	70.20
Oct 2012, meter under 10% flow Delta Supply Surcharge	58.00	0.3	17.40
Delivery Subtotal		453.1	359,761.40
SD-08 Total		453.1	359,761.40

Meter No SD-09

Treated Domestic	Constant	Previous Reading	Current Reading	Volume (Cu. Ft.)	Rate Desc
w/o Rainbow Glen. Rd. n/o Red Mtn.	100	9358541	9438360	7981900	Unbundled

Agency Name	Invoice No.	Rev.	Bill Period	Page No.	Mailed On	Due On
San Diego County Water Authority	7508	0	October 2012	4 of 7	11-09-12	12-28-12

--- DELIVERIES ---

	Rate Per AF	Volume AF	Amount
Tier 1 Supply Rate	106.00	183.2	19,419.20
System Access Rate	217.00	183.2	39,754.40
Water Stewardship Rate	43.00	183.2	7,877.60
System Power Rate	136.00	183.2	24,915.20
Treatment Surcharge	234.00	183.2	42,868.80
Delta Supply Surcharge	58.00	183.2	10,625.60
Delivery Subtotal		183.2	145,460.80
SD-09 Total		183.2	145,460.80

Meter No SD-11

Untreated Domestic	Constant	Previous Reading	Current Reading	Volume (Cu. Ft.)	Rate Desc.
e/o Wilt Rd. n/o Dos Ninos Ave.	10,000	17651986	17717882	658960000	Unbundled

--- DELIVERIES ---

	Rate Per AF	Volume AF	Amount
Tier 1 Supply Rate	106.00	15,127.6	1,603,525.60
System Access Rate	217.00	15,127.6	3,282,689.20
Water Stewardship Rate	43.00	15,127.6	650,486.80
System Power Rate	136.00	15,127.6	2,057,353.60
Delta Supply Surcharge	58.00	15,127.6	877,400.80
Delivery Subtotal		15,127.6	8,471,456.00

--- ADJUSTMENT ---

	Rate Per AF	Volume AF	Amount
Aug 2012 adj basic to agr (Vista)	537.00	2.1	1,127.70
Aug 2012 adj basic to agr	560.00	-2.1	-1,176.00
Sep 2012 adj basic to agr (Santa Fe Irrigation)	537.00	2.8	1,503.60
Sep 2012 adj basic to agr	560.00	-2.8	-1,568.00
Sep 2012 adj basic to agr (Olivenhain)	537.00	4.6	2,470.20
Sep 2012 adj basic to agr	560.00	-4.6	-2,576.00
Sep 2012 adj basic to agr (City of San Diego)	537.00	28.3	15,197.10
Sep 2012 adj basic to agr	560.00	-28.3	-15,848.00
Sep 2012 adj basic to agr (Escondido)	537.00	181.7	97,572.90
Sep 2012 adj basic to agr	560.00	-181.7	-101,752.00
Sep 2012 adj basic to agr (Ramona)	537.00	75.3	40,436.10
Sep 2012 adj basic to agr	560.00	-75.3	-42,168.00
Oct 2012 adj excl iid to sdcwa	560.00	-13,975.0	-7,826,000.00
Oct 2012 adj excl iid to sdcwa (San Diego CWA)	396.00		5,534,100.00
Adjustment Subtotal		-13,975.0	-2,298,680.40
SD-11 Total		1,152.6	6,172,775.60

Meter No SD-DS1

Desalted	Constant	Previous Reading	Current Reading	Volume (Cu. Ft.)	Rate Desc.
Desalted		N/A	N/A	N/A	Unbundled

--- ADJUSTMENT ---

	Rate Per AF	Volume AF	Amount
Sep 2012 lppds	817.00	310.5	253,678.50
Sep 2012 lppds	817.00		-253,678.50
Oct 2012 lppds	817.00	301.8	246,570.60
Oct 2012 lppds	817.00		-246,570.60
Adjustment Subtotal		612.3	0.00
SD-DS1 Total		612.3	0.00

Meter No SD-GRP1

Recovered	Constant	Previous Reading	Current Reading	Volume (Cu. Ft.)	Rate Desc.
Recovered Greenbelt		N/A	N/A	N/A	Unbundled

Agency Name	Invoice No.	Rev.	Bill Period	Page No.	Mailed On	Due On
San Diego County Water Authority	7508	0	October 2012	5 of 7	11-09-12	12-28-12

--- ADJUSTMENT ---

	Rate Per AF	Volume AF	Amount
Oct 2012 grp	817.00	279.1	228,024.70
Oct 2012 grp	817.00		-228,024.70
Adjustment Subtotal		279.1	0.00
SD-GRP1 Total		279.1	0.00

Meter No SD-RCL1

Reclaimed	Constant	Previous Reading	Current Reading	Volume (Cu. Ft.)	Rate Desc.
Reclaimed		N/A	N/A	N/A	Unbundled

--- ADJUSTMENT ---

	Rate Per AF	Volume AF	Amount
Sep 2012 lrp contribution	250.00	83.0	-20,750.00
Adjustment Subtotal		83.0	-20,750.00
SD-RCL1 Total		83.0	-20,750.00

Meter No SD-RCL10

Reclaimed	Constant	Previous Reading	Current Reading	Volume (Cu. Ft.)	Rate Desc.
Reclaimed		N/A	N/A	N/A	Unbundled

--- ADJUSTMENT ---

	Rate Per AF	Volume AF	Amount
Sep 2012 lrp contribution	250.00	860.0	-215,000.00
Adjustment Subtotal		860.0	-215,000.00
SD-RCL10 Total		860.0	-215,000.00

Meter No SD-RCL12

Reclaimed	Constant	Previous Reading	Current Reading	Volume (Cu. Ft.)	Rate Desc.
Reclaimed		N/A	N/A	N/A	Unbundled

--- ADJUSTMENT ---

	Rate Per AF	Volume AF	Amount
Sep 2012 lrp contribution	250.00	113.7	-28,425.00
Adjustment Subtotal		113.7	-28,425.00
SD-RCL12 Total		113.7	-28,425.00

Meter No SD-RCL13

Reclaimed	Constant	Previous Reading	Current Reading	Volume (Cu. Ft.)	Rate Desc.
Reclaimed		N/A	N/A	N/A	Unbundled

--- ADJUSTMENT ---

	Rate Per AF	Volume AF	Amount
Oct 2012 contribution	250.00	116.3	-29,075.00
Adjustment Subtotal		116.3	-29,075.00
SD-RCL13 Total		116.3	-29,075.00

Meter No SD-RCL15

Reclaimed	Constant	Previous Reading	Current Reading	Volume (Cu. Ft.)	Rate Desc.
Reclaimed		N/A	N/A	N/A	Unbundled

--- ADJUSTMENT ---

	Rate Per AF	Volume AF	Amount
Sep 2012 contribution	150.00	182.6	-27,390.00

Agency Name	Invoice No.	Rev.	Bill Period	Page No.	Mailed On	Due On
San Diego County Water Authority	7508	0	October 2012	6 of 7	11-09-12	12-28-12

Adjustment Subtotal	182.6	-27,390.00
SD-RCL15 Total	182.6	-27,390.00

Meter No SD-RCL5

Reclaimed	Constant	Previous Reading	Current Reading	Volume (Cu. Ft.)	Rate Desc.
Reclaimed		N/A	N/A	N/A	Unbundled

--- ADJUSTMENT ---				Rate Per AF	Volume AF	Amount
Sep 2012 lppre				113.00	24.5	2,768.50
Sep 2012 lppre				267.00		-6,541.50
Adjustment Subtotal					24.5	-3,773.00
SD-RCL5 Total					24.5	-3,773.00

Meter No SD-RCL6

Reclaimed	Constant	Previous Reading	Current Reading	Volume (Cu. Ft.)	Rate Desc.
Reclaimed		N/A	N/A	N/A	Unbundled

--- ADJUSTMENT ---				Rate Per AF	Volume AF	Amount
Sep 2012 lrp contribution				185.00	579.3	-107,170.50
Oct 2012 lrp contribution				185.00	448.9	-83,046.50
Adjustment Subtotal					1,028.2	-190,217.00
SD-RCL6 Total					1,028.2	-190,217.00

Meter No SD-RCL8

Reclaimed	Constant	Previous Reading	Current Reading	Volume (Cu. Ft.)	Rate Desc.
Reclaimed		N/A	N/A	N/A	Unbundled

--- ADJUSTMENT ---				Rate Per AF	Volume AF	Amount
Sep 2012 lrp contribution				100.00	522.5	-52,250.00
Adjustment Subtotal					522.5	-52,250.00
SD-RCL8 Total					522.5	-52,250.00

Meter No SD-RCL9

Reclaimed	Constant	Previous Reading	Current Reading	Volume (Cu. Ft.)	Rate Desc.
Reclaimed		N/A	N/A	N/A	Unbundled

--- ADJUSTMENT ---				Rate Per AF	Volume AF	Amount
Oct 2012 lppre				113.00	17.8	2,011.40
Oct 2012 lppre				267.00		-4,752.60
Adjustment Subtotal					17.8	-2,741.20
SD-RCL9 Total					17.8	-2,741.20

Meter No SDTJ-01A

Treated Domestic	Constant	Previous Reading	Current Reading	Volume (Cu. Ft.)	Rate Desc.
San Diego-Tijuana	133.68	3393516	3393516	0	Unbundled

--- DELIVERIES ---				Rate Per AF	Volume AF	Amount
Delivery Subtotal					0.0	0.00

Agency Name	Invoice No.	Rev.	Bill Period	Page No.	Mailed On	Due On
San Diego County Water Authority	7508	0	October 2012	7 of 7	11-09-12	12-28-12

SDTJ-01A Total 0.0 0.00

--- OTHER CHARGES AND CREDITS ---

Amount


Conservation Ag # 78189	2,701.00
Capacity Charge for current calendar year	3,904,610.00
Readiness to Serve Charge for current fiscal year	12,350,164.00

VOLUME TOTAL

INVOICE TOTAL

30,970.6	\$39,592,358.60
-----------------	------------------------

This invoice was printed on 11/7/2012 at 1:09:14PM



MWD
 METROPOLITAN WATER DISTRICT OF SOUTHERN CALIFORNIA
 700 North Alameda Street
 Los Angeles, CA, 90012-2944

INVOICE

Billed To:
 San Diego County Water Authority

November 2012	Page No. 1 of 1
Mailed: 12/10/2012	Due Date: 01/31/2013
Invoice Number: 7536	Revision: 0



Service Address
 4677 Overland Ave.
 San Diego, CA 92123-1233

NOTICE

The MWD Administrative Code Section 4507 and 4508 require that payment must be made in "Good Funds" by the due date or the payment will be considered delinquent and an additional charge shall be assessed.

DELIVERIES	Volume (AF)
Total Water Treated Delivered	8,445.1
Total Water Untreated Delivered	30,055.5

SALES	Type	Volume (AF)	Rate (\$ /AF)	Total (\$)
Full Service	Tier 1 Supply Rate	22,727.7	\$106.00	\$2,409,136.20
	System Access Rate	22,727.7	\$217.00	\$4,931,910.90
	Water Stewardship Rate	22,727.7	\$43.00	\$977,291.10
	System Power Rate	22,727.7	\$136.00	\$3,090,967.20
	Delta Supply Surcharge	22,727.7	\$58.00	\$1,318,206.60
	Treatment Surcharge	6,839.4	\$234.00	\$1,600,419.60
IAWP	Treated	1,534.4		\$1,173,816.00
	Untreated	192.2		\$103,211.40
SUBTOTAL				\$15,604,959.00

WATER MANAGEMENT	Volume (AF)	Total (\$)
Local Resource Programs	1,648.4	(\$327,980.00)
SUBTOTAL		(\$327,980.00)

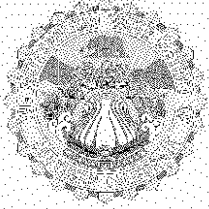
EXCHANGES, WHEELING, AND OTHER DELIVERIES	Volume (AF)	Total (\$)
Tijuana Emergency Deliveries and Losses	109.9	\$54,290.60
IID San Diego Exchange UnTreated	13,975.0	\$5,534,100.00
		\$5,588,390.60

OTHER CHARGES AND CREDITS	Rate (\$ /AF)	Total (\$)
Conservation Debit/Credit		\$1,590.00
Miscellaneous Debit/Credit (See Detail)		\$9,758.02
SUBTOTAL		\$11,348.02

ADDITIONAL INFORMATION	Volume (AF)	Tier1 %	Peak Day	Flow (CFS)
Purchase Order Commitment (Jan 2003 to Dec 2012)	3,342,570.6			
Purchase Order Firm Delivery To Date (Jan 2003 to Dec 2012)	4,050,650.6			
Tier 1 Annual Limit (For Current Calendar Year)	547,239.0			
Tier 1 YTD Deliveries (For Current Calendar Year)	255,526.2	46.7		
Tier 1 Current Month Deliveries	22,727.7			
Capacity Charge			8/27/2009	1,055.3

INVOICE TOTAL	Volume AF 26,212.6	Amount Now Due \$20,876,717.62
----------------------	------------------------------	--

Note: Amount Due is based on highlighted fields.



MWD
 METROPOLITAN WATER DISTRICT OF SOUTHERN CALIFORNIA
 700 North Alameda Street
 Los Angeles, CA, 90012-2944

INVOICE DETAIL

NOTICE

The MWD Administrative Code Section 4507 and 4508 require that payment must be made in "Good Funds" by the due date or the payment will be considered delinquent and an additional charge shall be assessed.

IN ACCORDANCE WITH READINGS AND BILLING DATA LISTED BELOW

Agency Name	Invoice No.	Rev.	Bill Period	Page No.	Mailed On	Due On
San Diego County Water Authority	7536	0	November 2012	1 of 6	12-10-12	01-31-13

Meter No CM-10

Treated	Constant	Previous Reading	Current Reading	Volume (Cu. Ft.)	Rate Desc.
Treated Domestic		0	0	0	Unbundled

--- ADJUSTMENT ---

	Rate Per AF	Volume AF	Amount
Nov. 2012 adj oc to sd transfer	794.00	34.8	27,631.20
Adjustment Subtotal		34.8	27,631.20
CM-10 Total		34.8	27,631.20

Meter No SD-01A

Treated Domestic	Constant	Previous Reading	Current Reading	Volume (Cu. Ft.)	Rate Desc.
Rainbow Cyn. Rd. e/o Frontage Rd.	1,000	27760444	27846549	86105000	Unbundled

--- DELIVERIES ---

	Rate Per AF	Volume AF	Amount
Tier 1 Supply Rate	106.00	1,976.7	209,530.20
System Access Rate	217.00	1,976.7	428,943.90
Water Stewardship Rate	43.00	1,976.7	84,998.10
System Power Rate	136.00	1,976.7	268,831.20
Treatment Surcharge	234.00	1,976.7	462,547.80
Delta Supply Surcharge	58.00	1,976.7	114,648.60
Delivery Subtotal		1,976.7	1,569,499.80
SD-01A Total		1,976.7	1,569,499.80

Meter No SD-01B

Treated Domestic	Constant	Previous Reading	Current Reading	Volume (Cu. Ft.)	Rate Desc.
Rainbow Cyn. Rd. e/o Frontage Rd.	1,000	27228157	27308101	79944000	Unbundled

--- DELIVERIES ---

	Rate Per AF	Volume AF	Amount
Tier 1 Supply Rate	106.00	1,835.3	194,541.80
System Access Rate	217.00	1,835.3	398,260.10
Water Stewardship Rate	43.00	1,835.3	78,917.90
System Power Rate	136.00	1,835.3	249,600.80
Treatment Surcharge	234.00	1,835.3	429,460.20
Delta Supply Surcharge	58.00	1,835.3	106,447.40
Delivery Subtotal		1,835.3	1,457,228.20
SD-01B Total		1,835.3	1,457,228.20

Agency Name	Invoice No.	Rev.	Bill Period	Page No.	Mailed On	Due On
San Diego County Water Authority	7536	0	November 2012	2 of 6	12-10-12	01-31-13

Meter No SD-02

Treated Domestic	Constant	Previous Reading	Current Reading	Volume (Cu. Ft.)	Rate Desc.
w/o Rainbow Glen Rd.	100	28442847	28565187	12234000	Unbundled

--- DELIVERIES ---		Rate Per AF	Volume AF	Amount
Tier 1 Supply Rate		106.00	280.9	29,775.40
System Access Rate		217.00	280.9	60,955.30
Water Stewardship Rate		43.00	280.9	12,078.70
System Power Rate		136.00	280.9	38,202.40
Treatment Surcharge		234.00	280.9	65,730.60
Delta Supply Surcharge		58.00	280.9	16,292.20
Nov 2012, meter under 10% flow	Tier 1 Supply Rate	106.00	1.2	127.20
Nov 2012, meter under 10% flow	System Access Rate	217.00	1.2	260.40
Nov 2012, meter under 10% flow	Water Stewardship Rate	43.00	1.2	51.60
Nov 2012, meter under 10% flow	System Power Rate	136.00	1.2	163.20
Nov 2012, meter under 10% flow	Treatment Surcharge	234.00	1.2	280.80
Nov 2012, meter under 10% flow	Delta Supply Surcharge	58.00	1.2	69.60
Delivery Subtotal			282.1	223,987.40
SD-02 Total			282.1	223,987.40

Meter No SD-03

Untreated Domestic	Constant	Previous Reading	Current Reading	Volume (Cu. Ft.)	Rate Desc.
Rainbow Cyn. Rd. e/o Frontage Rd.	1,000	93890737	94322642	431905000	Unbundled

--- DELIVERIES ---		Rate Per AF	Volume AF	Amount
Tier 1 Supply Rate		106.00	9,915.2	1,051,011.20
System Access Rate		217.00	9,915.2	2,151,598.40
Water Stewardship Rate		43.00	9,915.2	426,353.60
System Power Rate		136.00	9,915.2	1,348,467.20
Delta Supply Surcharge		58.00	9,915.2	575,081.60
Delivery Subtotal			9,915.2	5,552,512.00
SD-03 Total			9,915.2	5,552,512.00

Meter No SD-05

Treated Domestic	Constant	Previous Reading	Current Reading	Volume (Cu. Ft.)	Rate Desc.
s/o Reche Rd. w/o Wilt Rd.	100	11476058	11609146	13308800	Unbundled

--- DELIVERIES ---		Rate Per AF	Volume AF	Amount
Tier 1 Supply Rate		106.00	305.5	32,383.00
System Access Rate		217.00	305.5	66,293.50
Water Stewardship Rate		43.00	305.5	13,136.50
System Power Rate		136.00	305.5	41,548.00
Treatment Surcharge		234.00	305.5	71,487.00
Delta Supply Surcharge		58.00	305.5	17,719.00
Delivery Subtotal			305.5	242,567.00
SD-05 Total			305.5	242,567.00

Meter No SD-07

Treated Domestic	Constant	Previous Reading	Current Reading	Volume (Cu. Ft.)	Rate Desc.
e/o Wilt Rd. n/o Dos Ninos Ave.	1,000	119335075	119489288	154213000	Unbundled

--- DELIVERIES ---		Rate Per AF	Volume AF	Amount
Tier 1 Supply Rate		106.00	3,540.2	375,261.20
System Access Rate		217.00	3,540.2	768,223.40
Water Stewardship Rate		43.00	3,540.2	152,228.60
System Power Rate		136.00	3,540.2	481,467.20
Treatment Surcharge		234.00	3,540.2	828,406.80

Agency Name	Invoice No.	Rev.	Bill Period	Page No.	Mailed On	Due On
San Diego County Water Authority	7536	0	November 2012	3 of 6	12-10-12	01-31-13

--- DELIVERIES ---

	Rate Per AF	Volume AF	Amount
Delta Supply Surcharge	58.00	3,540.2	205,331.60
Nov 2012, meter under 10% flow Tier 1 Supply Rate	106.00	0.3	31.80
Nov 2012, meter under 10% flow System Access Rate	217.00	0.3	65.10
Nov 2012, meter under 10% flow Water Stewardship Rate	43.00	0.3	12.90
Nov 2012, meter under 10% flow System Power Rate	136.00	0.3	40.80
Nov 2012, meter under 10% flow Treatment Surcharge	234.00	0.3	70.20
Nov 2012, meter under 10% flow Delta Supply Surcharge	58.00	0.3	17.40
Delivery Subtotal		3,540.5	2,811,157.00

--- ADJUSTMENT ---

	Rate Per AF	Volume AF	Amount
Sep 2012 adj basic to agr voided	794.00	70.7	56,135.80
Sep 2012 adj basic to agr voided (Vallecitos)	765.00	-70.7	-54,085.50
Sep 2012 adj basic to agr (Vista)	765.00	2.3	1,759.50
Sep 2012 adj basic to agr	794.00	-2.3	-1,826.20
Sep 2012 adj basic to agr (Rincon)	765.00	28.0	21,420.00
Sep 2012 adj basic to agr	794.00	-28.0	-22,232.00
Oct 2012 adj basic to agr (Santa Fe Irrigation)	765.00	0.1	76.50
Oct 2012 adj basic to agr	794.00	-0.1	-79.40
Oct 2012 adj basic to agr (Olivenhain)	765.00	13.5	10,327.50
Oct 2012 adj basic to agr	794.00	-13.5	-10,719.00
Oct 2012 adj basic to agr (Rincon)	765.00	22.7	17,365.50
Oct 2012 adj basic to agr	794.00	-22.7	-18,023.80
Oct 2012 adj basic to agr (Padre Dam)	765.00	42.8	32,742.00
Oct 2012 adj basic to agr	794.00	-42.8	-33,983.20
Oct 2012 adj basic to agr (Ramona)	765.00	146.4	111,996.00
Oct 2012 adj basic to agr	794.00	-146.4	-116,241.60
Oct 2012 adj basic to agr (Fallbrook)	765.00	211.0	161,415.00
Oct 2012 adj basic to agr	794.00	-211.0	-167,534.00
Oct 2012 adj basic to agr (Valley Center)	765.00	859.9	657,823.50
Oct 2012 adj basic to agr	794.00	-859.9	-682,760.60
Nov 2012 adj from full service to tijuana delivery	794.00	-106.1	-84,243.40
Nov 2012 adj basic to agr (Rainbow)	765.00	278.4	212,976.00
Nov 2012 adj basic to agr	794.00	-278.4	-221,049.60
Adjustment Subtotal		-106.1	-128,741.00

SD-07 Total 3,434.4 2,682,416.00

Meter No SD-08

Treated Domestic	Constant	Previous Reading	Current Reading	Volume (Cu. Ft.)	Rate Desc.
n/o Red Mtn. n/o Mission Rd.	100	41110787	41261164	15037700	Unbundled

--- DELIVERIES ---

	Rate Per AF	Volume AF	Amount
Tier 1 Supply Rate	106.00	345.2	36,591.20
System Access Rate	217.00	345.2	74,908.40
Water Stewardship Rate	43.00	345.2	14,843.60
System Power Rate	136.00	345.2	46,947.20
Treatment Surcharge	234.00	345.2	80,776.80
Delta Supply Surcharge	58.00	345.2	20,021.60
Delivery Subtotal		345.2	274,088.80

SD-08 Total 345.2 274,088.80

Meter No SD-09

Treated Domestic	Constant	Previous Reading	Current Reading	Volume (Cu. Ft.)	Rate Desc.
w/o Rainbow Glen. Rd. n/o Red Mtn.	100	9438360	9507972	6961200	Unbundled

--- DELIVERIES ---

	Rate Per AF	Volume AF	Amount
Tier 1 Supply Rate	106.00	159.8	16,938.80
System Access Rate	217.00	159.8	34,676.60
Water Stewardship Rate	43.00	159.8	6,871.40
System Power Rate	136.00	159.8	21,732.80
Treatment Surcharge	234.00	159.8	37,393.20

Agency Name	Invoice No.	Rev.	Bill Period	Page No.	Mailed On	Due On
San Diego County Water Authority	7536	0	November 2012	4 of 6	12-10-12	01-31-13

--- DELIVERIES ---

	Rate Per AF	Volume AF	Amount
Delta Supply Surcharge	58.00	159.8	9,268.40
Delivery Subtotal		159.8	126,881.20
SD-09 Total		159.8	126,881.20

Meter No SD-11

Untreated Domestic	Constant	Previous Reading	Current Reading	Volume (Cu. Ft.)	Rate Desc.
e/o Wilt Rd. n/o Dos Ninos Ave.	10,000	17717882	17805613	877310000	Unbundled

--- DELIVERIES ---

	Rate Per AF	Volume AF	Amount
Tier 1 Supply Rate	106.00	20,140.3	2,134,871.80
System Access Rate	217.00	20,140.3	4,370,445.10
Water Stewardship Rate	43.00	20,140.3	866,032.90
System Power Rate	136.00	20,140.3	2,739,080.80
Delta Supply Surcharge	58.00	20,140.3	1,168,137.40
Delivery Subtotal		20,140.3	11,278,568.00

--- ADJUSTMENT ---

	Rate Per AF	Volume AF	Amount
Sep 2012 adj basic to agr (Poway)	537.00	4.8	2,577.60
Sep 2012 adj basic to agr	560.00	-4.8	-2,688.00
Sep 2012 adj basic to agr (Vista)	537.00	3.1	1,664.70
Sep 2012 adj basic to agr	560.00	-3.1	-1,736.00
Oct 2012 adj basic to agr (Santa Fe Irrigation)	537.00	1.8	966.60
Oct 2012 adj basic to agr	560.00	-1.8	-1,008.00
Oct 2012 adj basic to agr (Escondido)	537.00	134.8	72,387.60
Oct 2012 adj basic to agr	560.00	-134.8	-75,488.00
Oct 2012 adj basic to agr (Ramona)	537.00	47.7	25,614.90
Oct 2012 adj basic to agr	560.00	-47.7	-26,712.00
Nov 2012 adj iid exch to sdcwa	560.00	-13,975.0	-7,826,000.00
Nov 2012 adj iid exch to sdcwa (San Diego CWA)	396.00		5,534,100.00
Adjustment Subtotal		-13,975.0	-2,296,320.60
SD-11 Total		6,165.3	8,982,247.40

Meter No SD-RCL1

Reclaimed	Constant	Previous Reading	Current Reading	Volume (Cu. Ft.)	Rate Desc.
Reclaimed		N/A	N/A	N/A	Unbundled

--- ADJUSTMENT ---

	Rate Per AF	Volume AF	Amount
Oct 2012 lrp contribution	250.00	75.1	-18,775.00
Adjustment Subtotal		75.1	-18,775.00
SD-RCL1 Total		75.1	-18,775.00

Meter No SD-RCL10

Reclaimed	Constant	Previous Reading	Current Reading	Volume (Cu. Ft.)	Rate Desc.
Reclaimed		N/A	N/A	N/A	Unbundled

--- ADJUSTMENT ---

	Rate Per AF	Volume AF	Amount
Oct 2012 lrp contribution	250.00	762.3	-190,575.00
Adjustment Subtotal		762.3	-190,575.00
SD-RCL10 Total		762.3	-190,575.00

Agency Name	Invoice No.	Rev.	Bill Period	Page No.	Mailed On	Due On
San Diego County Water Authority	7536	0	November 2012	5 of 6	12-10-12	01-31-13

Meter No SD-RCL12

Reclaimed	Constant	Previous Reading	Current Reading	Volume (Cu. Ft.)	Rate Desc.
Reclaimed		N/A	N/A	N/A	Unbundled

--- ADJUSTMENT ---			Rate Per AF	Volume AF	Amount
Oct 2012 lrp contribution			250.00	118.7	-29,675.00
Adjustment Subtotal				118.7	-29,675.00
SD-RCL12 Total				118.7	-29,675.00

Meter No SD-RCL13

Reclaimed	Constant	Previous Reading	Current Reading	Volume (Cu. Ft.)	Rate Desc.
Reclaimed		N/A	N/A	N/A	Unbundled

--- ADJUSTMENT ---			Rate Per AF	Volume AF	Amount
Nov 2012 contribution			250.00	80.9	-20,225.00
Adjustment Subtotal				80.9	-20,225.00
SD-RCL13 Total				80.9	-20,225.00

Meter No SD-RCL15

Reclaimed	Constant	Previous Reading	Current Reading	Volume (Cu. Ft.)	Rate Desc.
Reclaimed		N/A	N/A	N/A	Unbundled

--- ADJUSTMENT ---			Rate Per AF	Volume AF	Amount
Oct 2012 contribution			150.00	146.4	-21,960.00
Adjustment Subtotal				146.4	-21,960.00
SD-RCL15 Total				146.4	-21,960.00

Meter No SD-RCL8

Reclaimed	Constant	Previous Reading	Current Reading	Volume (Cu. Ft.)	Rate Desc.
Reclaimed		N/A	N/A	N/A	Unbundled

--- ADJUSTMENT ---			Rate Per AF	Volume AF	Amount
Oct 2012 lrp contribution			100.00	460.0	-46,000.00
Adjustment Subtotal				460.0	-46,000.00
SD-RCL8 Total				460.0	-46,000.00

Meter No SD-RCL9

Reclaimed	Constant	Previous Reading	Current Reading	Volume (Cu. Ft.)	Rate Desc.
Reclaimed		N/A	N/A	N/A	Unbundled

--- ADJUSTMENT ---			Rate Per AF	Volume AF	Amount
Nov 2012 lppre			113.00	5.0	565.00
Nov 2012 lppre			267.00		-1,335.00
Adjustment Subtotal				5.0	-770.00
SD-RCL9 Total				5.0	-770.00

Agency Name	Invoice No.	Rev.	Bill Period	Page No.	Mailed On	Due On
San Diego County Water Authority	7536	0	November 2012	6 of 6	12-10-12	01-31-13

Meter No SDTJ-01A

Treated Domestic	Constant	Previous Reading	Current Reading	Volume (Cu. Ft.)	Rate Desc.
San Diego-Tijuana	133.68	3393516	3426718	4438460	Unbundled

--- DELIVERIES ---

	Rate Per AF	Volume AF	Amount
System Access Rate	217.00	101.9	22,112.30
Water Stewardship Rate	43.00	101.9	4,381.70
Treatment Surcharge	234.00	101.9	23,844.60
Delivery Subtotal		101.9	50,338.60

--- ADJUSTMENT ---

	Rate Per AF	Volume AF	Amount
Otay loss for tijuana delivery (Otay)	494.00	3.1	1,531.40
Sd loss for tijuana delivery (San Diego CWA)	494.00	1.1	543.40
MWD Loss for Tijuana Delivery	494.00	3.8	1,877.20
Adjustment Subtotal		8.0	3,952.00

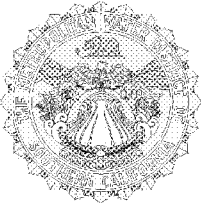
SDTJ-01A Total **109.9** **54,290.60**

--- OTHER CHARGES AND CREDITS ---

	Amount
Conservation Ag # 78189	1,590.00
Variable Power - Treated (Loss) 8.0 AF @ \$88.79/AF, 11/12 Tijuana Delivery	710.32
Variable Power - Treated 101.9 AF @ \$88.79/AF, 11/12 Tijuana Delivery	9,047.70

VOLUME TOTAL	INVOICE TOTAL
26,212.6	\$20,876,717.62

This invoice was printed on 12/10/2012 at 9:26:54AM



MWD
METROPOLITAN WATER DISTRICT OF SOUTHERN CALIFORNIA
 700 North Alameda Street
 Los Angeles, CA, 90012-2944

INVOICE

Billed To:

San Diego County Water Authority



Service Address

4677 Overland Ave.
 San Diego, CA 92123-1233

December 2012	Page No. 1 of 1
Mailed: 01/10/2013	Due Date: 02/28/2013
Invoice Number: 7564	Revision: 0

NOTICE

The MWD Administrative Code Section 4507 and 4508 require that payment must be made in "Good Funds" by the due date or the payment will be considered delinquent and an additional charge shall be assessed.

DELIVERIES	Volume (AF)
Total Water Treated Delivered	5,563.3
Total Water Untreated Delivered	21,625.9

SALES	Type	Volume (AF)	Rate (\$ /AF)	Total (\$)
Full Service	Tier 1 Supply Rate	9,304.3	\$106.00	\$986,255.80
	System Access Rate	9,304.3	\$217.00	\$2,019,033.10
	Water Stewardship Rate	9,304.3	\$43.00	\$400,084.90
	System Power Rate	9,304.3	\$136.00	\$1,265,384.80
	Delta Supply Surcharge	9,304.3	\$58.00	\$539,649.40
	Treatment Surcharge	4,341.2	\$234.00	\$1,015,840.80
IAWP	Treated	1,260.8		\$964,512.00
	Untreated	162.8		\$87,423.60
SUBTOTAL				\$7,278,184.40

WATER MANAGEMENT	Volume (AF)	Total (\$)
Local Resource Programs	1,934.4	(\$173,457.50)
SUBTOTAL		(\$173,457.50)

EXCHANGES, WHEELING, AND OTHER DELIVERIES	Volume (AF)	Total (\$)
Tijuana Emergency Deliveries and Losses	-8.0	(\$3,952.00)
IID San Diego Exchange UnTreated	16,500.0	\$6,534,000.00
		\$6,530,048.00

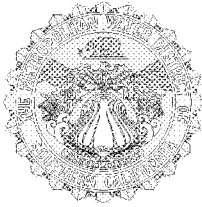
OTHER CHARGES AND CREDITS	Rate (\$ /AF)	Total (\$)
Conservation Debit/Credit		\$2,923.65
Miscellaneous Debit/Credit (See Detail)		(\$710.32)
SUBTOTAL		\$2,213.33

ADDITIONAL INFORMATION	Volume (AF)	Tier1 %	Peak Day	Flow (CFS)
Purchase Order Commitment (Jan 2003 to Dec 2012)	3,342,570.6			
Purchase Order Firm Delivery To Date (Jan 2003 to Dec 2012)	4,059,954.9			
Tier 1 Annual Limit (For Current Calendar Year)	547,239.0			
Tier 1 YTD Deliveries (For Current Calendar Year)	264,830.2	48.4		
Tier 1 Current Month Deliveries	9,307.8			
Capacity Charge			8/27/2009	1,055.3

INVOICE TOTAL

Volume AF	Amount Now Due
12,654.3	\$13,636,988.23

Note: Amount Due is based on highlighted fields



MWD
METROPOLITAN WATER DISTRICT OF SOUTHERN CALIFORNIA
 700 North Alameda Street
 Los Angeles, CA, 90012-2944

INVOICE DETAIL

NOTICE

The MWD Administrative Code Section 4507 and 4508 require that payment must be made in "Good Funds" by the due date or the payment will be considered delinquent and an additional charge shall be assessed.

IN ACCORDANCE WITH READINGS AND BILLING DATA LISTED BELOW

Agency Name	Invoice No.	Rev.	Bill Period	Page No.	Mailed On	Due On
San Diego County Water Authority	7564	0	December 2012	1 of 6	01-10-13	02-28-13

Meter No CM-10

Treated	Constant	Previous Reading	Current Reading	Volume (Cu. Ft.)	Rate Desc.
Treated Domestic		0	0	0	Unbundled

--- ADJUSTMENT ---

	Rate Per AF	Volume AF	Amount
Dec 2012 adj oc to sd transfer	794.00	31.0	24,614.00
Adjustment Subtotal		31.0	24,614.00
CM-10 Total		31.0	24,614.00

Meter No SD-01A

Treated Domestic	Constant	Previous Reading	Current Reading	Volume (Cu. Ft.)	Rate Desc.
Rainbow Cyn. Rd. e/o Frontage Rd.	1,000	27846549	27887381	40832000	Unbundled

--- DELIVERIES ---

	Rate Per AF	Volume AF	Amount
Tier 1 Supply Rate	106.00	937.4	99,364.40
System Access Rate	217.00	937.4	203,415.80
Water Stewardship Rate	43.00	937.4	40,308.20
System Power Rate	136.00	937.4	127,486.40
Treatment Surcharge	234.00	937.4	219,351.60
Delta Supply Surcharge	58.00	937.4	54,369.20
Delivery Subtotal		937.4	744,295.60
SD-01A Total		937.4	744,295.60

Meter No SD-01B

Treated Domestic	Constant	Previous Reading	Current Reading	Volume (Cu. Ft.)	Rate Desc.
Rainbow Cyn. Rd. e/o Frontage Rd.	1,000	27308101	27345094	36993000	Unbundled

--- DELIVERIES ---

	Rate Per AF	Volume AF	Amount
Tier 1 Supply Rate	106.00	849.2	90,015.20
System Access Rate	217.00	849.2	184,276.40
Water Stewardship Rate	43.00	849.2	36,515.60
System Power Rate	136.00	849.2	115,491.20
Treatment Surcharge	234.00	849.2	198,712.80
Delta Supply Surcharge	58.00	849.2	49,253.60
Dec 2012, meter under 10% flow Tier 1 Supply Rate	106.00	0.3	31.80
Dec 2012, meter under 10% flow System Access Rate	217.00	0.3	65.10
Dec 2012, meter under 10% flow Water Stewardship Rate	43.00	0.3	12.90
Dec 2012, meter under 10% flow System Power Rate	136.00	0.3	40.80
Dec 2012, meter under 10% flow Treatment Surcharge	234.00	0.3	70.20
Dec 2012, meter under 10% flow Delta Supply Surcharge	58.00	0.3	17.40
Delivery Subtotal		849.5	674,503.00

Agency Name	Invoice No.	Rev.	Bill Period	Page No.	Mailed On	Due On
San Diego County Water Authority	7564	0	December 2012	2 of 6	01-10-13	02-28-13

SD-01B Total 849.5 674,503.00

Meter No SD-02

Treated Domestic	Constant	Previous Reading	Current Reading	Volume (Cu. Ft.)	Rate Desc.
w/o Rainbow Glen Rd.	100	28565187	28596880	3169300	Unbundled

--- DELIVERIES ---

	Rate Per AF	Volume AF	Amount
Tier 1 Supply Rate	106.00	72.8	7,716.80
System Access Rate	217.00	72.8	15,797.60
Water Stewardship Rate	43.00	72.8	3,130.40
System Power Rate	136.00	72.8	9,900.80
Treatment Surcharge	234.00	72.8	17,035.20
Delta Supply Surcharge	58.00	72.8	4,222.40
Dec 2012, meter under 10% flow Tier 1 Supply Rate	106.00	1.3	137.80
Dec 2012, meter under 10% flow System Access Rate	217.00	1.3	282.10
Dec 2012, meter under 10% flow Water Stewardship Rate	43.00	1.3	55.90
Dec 2012, meter under 10% flow System Power Rate	136.00	1.3	176.80
Dec 2012, meter under 10% flow Treatment Surcharge	234.00	1.3	304.20
Dec 2012, meter under 10% flow Delta Supply Surcharge	58.00	1.3	75.40
Delivery Subtotal		74.1	58,835.40

SD-02 Total 74.1 58,835.40

Meter No SD-03

Untreated Domestic	Constant	Previous Reading	Current Reading	Volume (Cu. Ft.)	Rate Desc.
Rainbow Cyn. Rd. e/o Frontage Rd.	1,000	94322642	94517888	195246000	Unbundled

--- DELIVERIES ---

	Rate Per AF	Volume AF	Amount
Tier 1 Supply Rate	106.00	4,482.2	475,113.20
System Access Rate	217.00	4,482.2	972,637.40
Water Stewardship Rate	43.00	4,482.2	192,734.60
System Power Rate	136.00	4,482.2	609,579.20
Delta Supply Surcharge	58.00	4,482.2	259,967.60
Delivery Subtotal		4,482.2	2,510,032.00

--- ADJUSTMENT ---

	Rate Per AF	Volume AF	Amount
Dec 2012 cy 2012 add'l iid to sdcwa exchange(unused mitigation wtr)	560.00	-2,525.0	-1,414,000.00
Dec 2012 cy 2012 add'l iid to sdcwa exchange(unused mitigation wtr) (San Diego CWA)	396.00		999,900.00
Adjustment Subtotal		-2,525.0	-414,100.00

SD-03 Total 1,957.2 2,095,932.00

Meter No SD-05

Treated Domestic	Constant	Previous Reading	Current Reading	Volume (Cu. Ft.)	Rate Desc.
s/o Reche Rd. w/o Wilt Rd.	100	11609146	11646456	3731000	Unbundled

--- DELIVERIES ---

	Rate Per AF	Volume AF	Amount
Tier 1 Supply Rate	106.00	85.7	9,084.20
System Access Rate	217.00	85.7	18,596.90
Water Stewardship Rate	43.00	85.7	3,685.10
System Power Rate	136.00	85.7	11,655.20
Treatment Surcharge	234.00	85.7	20,053.80
Delta Supply Surcharge	58.00	85.7	4,970.60
Delivery Subtotal		85.7	68,045.80

SD-05 Total 85.7 68,045.80

Agency Name	Invoice No.	Rev.	Bill Period	Page No.	Mailed On	Due On
San Diego County Water Authority	7564	0	December 2012	3 of 6	01-10-13	02-28-13

Meter No SD-07

Treated Domestic	Constant	Previous Reading	Current Reading	Volume (Cu. Ft.)	Rate Desc.
e/o Wilt Rd. n/o Dos Ninos Ave.	1,000	119489288	119631057	141769000	Unbundled

--- DELIVERIES ---

	Rate Per AF	Volume AF	Amount
Tier 1 Supply Rate	106.00	3,254.6	344,987.60
System Access Rate	217.00	3,254.6	706,248.20
Water Stewardship Rate	43.00	3,254.6	139,947.80
System Power Rate	136.00	3,254.6	442,625.60
Treatment Surcharge	234.00	3,254.6	761,576.40
Delta Supply Surcharge	58.00	3,254.6	188,766.80
Delivery Subtotal		3,254.6	2,584,152.40

--- ADJUSTMENT ---

	Rate Per AF	Volume AF	Amount
Oct 2012 adj basic to agr (Vista)	765.00	2.0	1,530.00
Oct 2012 adj basic to agr	794.00	-2.0	-1,588.00
Nov 2012 adj basic to agr	794.00	-12.3	-9,766.20
Nov 2012 adj basic to agr (Olivenhain)	765.00	12.3	9,409.50
Nov 2012 adj basic to agr (Padre Dam)	765.00	25.9	19,813.50
Nov 2012 adj basic to agr	794.00	-25.9	-20,564.60
Nov 2012 adj basic to agr (Vallecitos)	765.00	47.2	36,108.00
Nov 2012 adj basic to agr	794.00	-47.2	-37,476.80
Nov 2012 adj basic to agr (Ramona)	765.00	100.7	77,035.50
Nov 2012 adj basic to agr	794.00	-100.7	-79,955.80
Nov 2012 adj basic to agr (Yuima)	765.00	135.4	103,581.00
Nov 2012 adj basic to agr	794.00	-135.4	-107,507.60
Nov 2012 adj basic to agr (Fallbrook)	765.00	157.5	120,487.50
Nov 2012 adj basic to agr	794.00	-157.5	-125,055.00
Nov 2012 adj basic to agr (Valley Center)	765.00	643.2	492,048.00
Nov 2012 adj basic to agr	794.00	-643.2	-510,700.80
Nov 2012 adj basic to agr (City of San Diego)	765.00	0.9	688.50
Nov 2012 adj basic to agr	794.00	-0.9	-714.60
Nov 2012 adj from full service to tijuana delivery voided	794.00	106.1	84,243.40
Nov 2012 adj from full service to tijuana delivery (meter correction)	794.00	-98.4	-78,129.60
Dec 2012 adj basic to agr (Vallecitos)	765.00	25.8	19,737.00
Dec 2012 adj basic to agr	794.00	-25.8	-20,485.20
Dec 2012 adj basic to agr (Rainbow)	765.00	109.9	84,073.50
Dec 2012 adj basic to agr	794.00	-109.9	-87,260.60
Adjustment Subtotal		7.7	-30,449.40

SD-07 Total 3,262.3 2,553,703.00

Meter No SD-08

Treated Domestic	Constant	Previous Reading	Current Reading	Volume (Cu. Ft.)	Rate Desc.
n/o Red Mtn. n/o Mission Rd.	100	41261164	41386846	12568200	Unbundled

--- DELIVERIES ---

	Rate Per AF	Volume AF	Amount
Tier 1 Supply Rate	106.00	288.5	30,581.00
System Access Rate	217.00	288.5	62,604.50
Water Stewardship Rate	43.00	288.5	12,405.50
System Power Rate	136.00	288.5	39,236.00
Treatment Surcharge	234.00	288.5	67,509.00
Delta Supply Surcharge	58.00	288.5	16,733.00
Delivery Subtotal		288.5	229,069.00

SD-08 Total 288.5 229,069.00

Meter No SD-09

Treated Domestic	Constant	Previous Reading	Current Reading	Volume (Cu. Ft.)	Rate Desc.
w/o Rainbow Glen. Rd. n/o Red Mtn.	100	9507972	9539990	3201800	Unbundled

Agency Name	Invoice No.	Rev.	Bill Period	Page No.	Mailed On	Due On
San Diego County Water Authority	7564	0	December 2012	4 of 6	01-10-13	02-28-13

--- DELIVERIES ---

	Rate Per AF	Volume AF	Amount
Tier 1 Supply Rate	106.00	73.5	7,791.00
System Access Rate	217.00	73.5	15,949.50
Water Stewardship Rate	43.00	73.5	3,160.50
System Power Rate	136.00	73.5	9,996.00
Treatment Surcharge	234.00	73.5	17,199.00
Delta Supply Surcharge	58.00	73.5	4,263.00
Delivery Subtotal		73.5	58,359.00
SD-09 Total		73.5	58,359.00

Meter No SD-11

Untreated Domestic	Constant	Previous Reading	Current Reading	Volume (Cu. Ft.)	Rate Desc.
e/o Wilt Rd. n/o Dos Ninos Ave.	10,000	17805613	17880291	746780000	Unbundled

--- DELIVERIES ---

	Rate Per AF	Volume AF	Amount
Tier 1 Supply Rate	106.00	17,143.7	1,817,232.20
System Access Rate	217.00	17,143.7	3,720,182.90
Water Stewardship Rate	43.00	17,143.7	737,179.10
System Power Rate	136.00	17,143.7	2,331,543.20
Delta Supply Surcharge	58.00	17,143.7	994,334.60
Delivery Subtotal		17,143.7	9,600,472.00

--- ADJUSTMENT ---

	Rate Per AF	Volume AF	Amount
Jul 2012 adj basic to agr (Poway)	537.00	5.3	2,846.10
Jul 2012 adj basic to agr	560.00	-5.3	-2,968.00
Aug 2012 adj basic to agr (Poway)	537.00	30.1	16,163.70
Aug 2012 adj basic to agr	560.00	-30.1	-16,856.00
Oct 2012 adj basic to agr (Vista)	537.00	3.6	1,933.20
Oct 2012 adj basic to agr	560.00	-3.6	-2,016.00
Nov 2012 adj basic to agr (Santa Fe Irrigation)	537.00	1.9	1,020.30
Nov 2012 adj basic to agr	560.00	-1.9	-1,064.00
Nov 2012 adj basic to agr (Ramona)	537.00	27.1	14,552.70
Nov 2012 adj basic to agr	560.00	-27.1	-15,176.00
Nov 2012 adj basic to agr (Escondido)	537.00	86.9	46,665.30
Nov 2012 adj basic to agr	560.00	-86.9	-48,664.00
Nov 2012 adj basic to agr (City of San Diego)	537.00	7.9	4,242.30
Nov 2012 adj basic to agr	560.00	-7.9	-4,424.00
Dec 2012 adj iid to sdcwa exchange	560.00	-13,975.0	-7,826,000.00
Dec 2012 adj iid to sdcwa exchange (San Diego CWA)	396.00		5,534,100.00
Adjustment Subtotal		-13,975.0	-2,295,644.40
SD-11 Total		3,168.7	7,304,827.60

Meter No SD-DS1

Desalted	Constant	Previous Reading	Current Reading	Volume (Cu. Ft.)	Rate Desc.
Desalted		N/A	N/A	N/A	Unbundled

--- ADJUSTMENT ---

	Rate Per AF	Volume AF	Amount
Nov 2012 lppds	817.00	372.8	304,577.60
Nov 2012 lppds	817.00		-304,577.60
Dec 2012 lppds	817.00	461.3	376,882.10
Dec 2012 lppds	817.00		-376,882.10
Adjustment Subtotal		834.1	0.00
SD-DS1 Total		834.1	0.00

Agency Name	Invoice No.	Rev.	Bill Period	Page No.	Mailed On	Due On
San Diego County Water Authority	7564	0	December 2012	5 of 6	01-10-13	02-28-13

Meter No SD-RCL1

Reclaimed	Constant	Previous Reading	Current Reading	Volume (Cu. Ft.)	Rate Desc.
Reclaimed		N/A	N/A	N/A	Unbundled

--- ADJUSTMENT ---

	Rate Per AF	Volume AF	Amount
Nov 2012 lrp contribution	250.00	45.9	-11,475.00
Adjustment Subtotal		45.9	-11,475.00
SD-RCL1 Total		45.9	-11,475.00

Meter No SD-RCL12

Reclaimed	Constant	Previous Reading	Current Reading	Volume (Cu. Ft.)	Rate Desc.
Reclaimed		N/A	N/A	N/A	Unbundled

--- ADJUSTMENT ---

	Rate Per AF	Volume AF	Amount
Nov 2012 lrp contribution	250.00	80.1	-20,025.00
Adjustment Subtotal		80.1	-20,025.00
SD-RCL12 Total		80.1	-20,025.00

Meter No SD-RCL13

Reclaimed	Constant	Previous Reading	Current Reading	Volume (Cu. Ft.)	Rate Desc.
Reclaimed		N/A	N/A	N/A	Unbundled

--- ADJUSTMENT ---

	Rate Per AF	Volume AF	Amount
Dec 2012 contribution	250.00	15.7	-3,925.00
Adjustment Subtotal		15.7	-3,925.00
SD-RCL13 Total		15.7	-3,925.00

Meter No SD-RCL15

Reclaimed	Constant	Previous Reading	Current Reading	Volume (Cu. Ft.)	Rate Desc.
Reclaimed		N/A	N/A	N/A	Unbundled

--- ADJUSTMENT ---

	Rate Per AF	Volume AF	Amount
Nov 2012 contribution	150.00	142.1	-21,315.00
Dec 2012 contribution	150.00	76.6	-11,490.00
Adjustment Subtotal		218.7	-32,805.00
SD-RCL15 Total		218.7	-32,805.00

Meter No SD-RCL6

Reclaimed	Constant	Previous Reading	Current Reading	Volume (Cu. Ft.)	Rate Desc.
Reclaimed		N/A	N/A	N/A	Unbundled

--- ADJUSTMENT ---

	Rate Per AF	Volume AF	Amount
Nov 2012 lrp contribution	185.00	367.5	-67,987.50
Adjustment Subtotal		367.5	-67,987.50
SD-RCL6 Total		367.5	-67,987.50

Agency Name	Invoice No.	Rev.	Bill Period	Page No.	Mailed On	Due On
San Diego County Water Authority	7564	0	December 2012	6 of 6	01-10-13	02-28-13

Meter No SD-RCL8

Reclaimed	Constant	Previous Reading	Current Reading	Volume (Cu. Ft.)	Rate Desc.
Reclaimed		N/A	N/A	N/A	Unbundled

--- ADJUSTMENT ---

	Rate Per AF	Volume AF	Amount
Nov 2012 lrp contribution	100.00	372.4	-37,240.00
Adjustment Subtotal		372.4	-37,240.00
SD-RCL8 Total		372.4	-37,240.00

Meter No SDTJ-01A

Treated Domestic	Constant	Previous Reading	Current Reading	Volume (Cu. Ft.)	Rate Desc.
San Diego-Tijuana	133.68	0	0	0	Unbundled

--- DELIVERIES ---

	Rate Per AF	Volume AF	Amount
System Access Rate METER CORRECTION NOV 2012	217.00	-101.9	-22,112.30
Water Stewardship Rate METER CORRECTION NOV 2012	43.00	-101.9	-4,381.70
Treatment Surcharge METER CORRECTION NOV 2012	234.00	-101.9	-23,844.60
System Access Rate METER CORRECTION NOV 2012	217.00	94.6	20,528.20
Water Stewardship Rate METER CORRECTION NOV 2012	43.00	94.6	4,067.80
Treatment Surcharge METER CORRECTION NOV 2012	234.00	94.6	22,136.40
Delivery Subtotal		-7.3	-3,606.20

--- ADJUSTMENT ---


	Rate Per AF	Volume AF	Amount
Otay loss for tijuana delivery-voided nov 2012 (Otay)	494.00	-3.1	-1,531.40
Sd loss for tijuana delivery-voided nov 2012 (San Diego CWA)	494.00	-1.1	-543.40
Mwd loss for tijuana delivery-voided nov 2012 (San Diego CWA)	494.00	-3.8	-1,877.20
Otay loss for tijuana delivery nov 2012 (Otay)	494.00	2.8	1,383.20
Sd loss for tijuana delivery nov 2012 (San Diego CWA)	494.00	1.0	494.00
Mwd loss for tijuana delivery nov 2012 (San Diego CWA)	494.00	3.5	1,729.00
Adjustment Subtotal		-0.7	-345.80
SDTJ-01A Total		-8.0	-3,952.00

--- OTHER CHARGES AND CREDITS ---

	Amount
Conservation Ag.# 78189	2,923.65
Reverse 11/12 Variable Power - Treated 101.9 AF @ \$88.79/AF, Tijuana Delivery	-9,047.70
Reverse 11/12 Variable Power - Treated (Loss) 8.0 AF @ \$88.79/AF, Tijuana Delivery	-710.32
Actual 11/12 Variable Power - Treated 94.6 AF @ \$88.79/AF, Tijuana Delivery	8,399.53
Actual 11/12 Variable Power - Treated (Loss) 7.3 AF @ \$88.79/AF, Tijuana Delivery	648.17

VOLUME TOTAL	INVOICE TOTAL
12,654.3	\$13,636,988.23

This invoice was printed on 1/9/2013 at 12:28:19PM



THE METROPOLITAN WATER DISTRICT
of SOUTHERN CALIFORNIA
700 North Alameda Street
Los Angeles, CA 90012-2944
<http://www.mwdh2o.com/>

INVOICE

Billed To:
San Diego County Water Authority



Service Address
4677 Overland Ave.
San Diego, CA 92123-1233

January 2013	Page No. 1 of 1
Mailed: 02/08/2013	Due Date: 03/28/2013
Invoice Number: 7592	Revision: 0

NOTICE

The MWD Administrative Code Section 4507 and 4508 require that payment must be made in "Good Funds" by the due date or the payment will be considered delinquent and an additional charge shall be assessed.

DELIVERIES

	Volume (AF)
Total Water Treated Delivered	5,538.4
Total Water Untreated Delivered	20,647.5

SALES

	Type	Volume (AF)	Rate (\$ /AF)	Total (\$)
Full Service	Tier 1 Supply Rate	11,415.6	\$140.00	\$1,598,184.00
	System Access Rate	11,415.6	\$223.00	\$2,545,678.80
	Water Stewardship Rate	11,415.6	\$41.00	\$468,039.60
	System Power Rate	11,415.6	\$189.00	\$2,157,548.40
	Treatment Surcharge	5,576.4	\$254.00	\$1,416,405.60
Adjust Full Service Prior Rates				
Certification(s) for 201201 to 201212 for Domestic	Treated	-430.6	\$794.00	(\$341,896.40)
	Untreated	-66.3	\$560.00	(\$37,128.00)
IAWP	Treated	430.6		\$329,409.00
	Untreated	66.3		\$35,603.10
SUBTOTAL				\$8,171,844.10

WATER MANAGEMENT

	Volume (AF)	Total (\$)
Local Resource Programs	1,848.9	(\$271,902.60)
SUBTOTAL		(\$271,902.60)

EXCHANGES, WHEELING, AND OTHER DELIVERIES

	Volume (AF)	Total (\$)
IID San Diego Exchange UnTreated	14,808.3	\$6,708,159.90
		\$6,708,159.90

OTHER CHARGES AND CREDITS

	Rate (\$ /AF)	
Conservation Credit	(\$15,169.04)	
SUBTOTAL		(\$15,169.04)

ADDITIONAL INFORMATION

	Volume (AF)	Tier1 %	Peak Day	Flow (CFS)
Tier 1 Annual Limit (For Current Calendar Year)	393,542.0			
Tier 1 YTD Deliveries (For Current Calendar Year)	11,415.6	3.0		
Tier 1 Current Month Deliveries	11,415.6			
Capacity Charge			8/27/2009	1,055.3

INVOICE TOTAL


Volume AF

13,264.5

Amount Now Due

\$14,592,932.36

Note: Amount Due is based on highlighted fields.



MWD
METROPOLITAN WATER DISTRICT OF SOUTHERN CALIFORNIA
 700 North Alameda Street
 Los Angeles, CA, 90012-2944

INVOICE DETAIL

NOTICE

The MWD Administrative Code Section 4507 and 4508 require that payment must be made in "Good Funds" by the due date or the payment will be considered delinquent and an additional charge shall be assessed.

IN ACCORDANCE WITH READINGS AND BILLING DATA LISTED BELOW

Agency Name	Invoice No.	Rev.	Bill Period	Page No.	Mailed On	Due On
San Diego County Water Authority	7592	0	January 2013	1 of 6	02-08-13	03-28-13

Meter No CM-10

Treated	Constant	Previous Reading	Current Reading	Volume (Cu. Ft.)	Rate Desc.
Treated Domestic		0	0	0	Unbundled

--- ADJUSTMENT ---

	Rate Per AF	Volume AF	Amount
Jan 2013 ADJ OC TO SD TRANSFER	847.00	38.0	32,186.00
Adjustment Subtotal		38.0	32,186.00
CM-10 Total		38.0	32,186.00

Meter No SD-01A

Treated Domestic	Constant	Previous Reading	Current Reading	Volume (Cu. Ft.)	Rate Desc.
Rainbow Cyn. Rd. e/o Frontage Rd.	1,000	27887381	27952239	64858000	Unbundled

--- DELIVERIES ---

	Rate Per AF	Volume AF	Amount
Tier 1 Supply Rate	140.00	1,488.9	208,446.00
System Access Rate	223.00	1,488.9	332,024.70
Water Stewardship Rate	41.00	1,488.9	61,044.90
System Power Rate	189.00	1,488.9	281,402.10
Treatment Surcharge	254.00	1,488.9	378,180.60
Delivery Subtotal		1,488.9	1,261,098.30
SD-01A Total		1,488.9	1,261,098.30

Meter No SD-01B

Treated Domestic	Constant	Previous Reading	Current Reading	Volume (Cu. Ft.)	Rate Desc.
Rainbow Cyn. Rd. e/o Frontage Rd.	1,000	27345094	27400788	55694000	Unbundled

--- DELIVERIES ---

	Rate Per AF	Volume AF	Amount
Tier 1 Supply Rate	140.00	1,278.6	179,004.00
System Access Rate	223.00	1,278.6	285,127.80
Water Stewardship Rate	41.00	1,278.6	52,422.60
System Power Rate	189.00	1,278.6	241,655.40
Treatment Surcharge	254.00	1,278.6	324,764.40
Jan 2013, meter under 10% flow Tier 1 supply rate	140.00	1.8	252.00
Jan 2013, meter under 10% flow System access rate	223.00	1.8	401.40
Jan 2013, meter under 10% flow Water stewardship rate	41.00	1.8	73.80
Jan 2013, meter under 10% flow System power rate	189.00	1.8	340.20
Jan 2013, meter under 10% flow Treatment surcharge	254.00	1.8	457.20
Delivery Subtotal		1,280.4	1,084,498.80
SD-01B Total		1,280.4	1,084,498.80

Agency Name	Invoice No.	Rev.	Bill Period	Page No.	Mailed On	Due On
San Diego County Water Authority	7592	0	January 2013	2 of 6	02-08-13	03-28-13

Meter No SD-02

Treated Domestic	Constant	Previous Reading	Current Reading	Volume (Cu. Ft.)	Rate Desc.
w/o Rainbow Glen Rd.	100	28596880	28628073	3119300	Unbundled

--- DELIVERIES ---

	Rate Per AF	Volume AF	Amount
Tier 1 Supply Rate	140.00	71.6	10,024.00
System Access Rate	223.00	71.6	15,966.80
Water Stewardship Rate	41.00	71.6	2,935.60
System Power Rate	189.00	71.6	13,532.40
Treatment Surcharge	254.00	71.6	18,186.40
Jan 2013, meter under 10% flow Tier 1 supply rate	140.00	0.4	56.00
Jan 2013, meter under 10% flow System access rate	223.00	0.4	89.20
Jan 2013, meter under 10% flow Water stewardship rate	41.00	0.4	16.40
Jan 2013, meter under 10% flow System power rate	189.00	0.4	75.60
Jan 2013, meter under 10% flow Treatment surcharge	254.00	0.4	101.60
Delivery Subtotal		72.0	60,984.00
SD-02 Total		72.0	60,984.00

Meter No SD-03

Untreated Domestic	Constant	Previous Reading	Current Reading	Volume (Cu. Ft.)	Rate Desc.
Rainbow Cyn. Rd. e/o Frontage Rd.	1,000	94517888	94610174	92286000	Unbundled

--- DELIVERIES ---

	Rate Per AF	Volume AF	Amount
Tier 1 Supply Rate	140.00	2,118.6	296,604.00
System Access Rate	223.00	2,118.6	472,447.80
Water Stewardship Rate	41.00	2,118.6	86,862.60
System Power Rate	189.00	2,118.6	400,415.40
Delivery Subtotal		2,118.6	1,256,329.80
SD-03 Total		2,118.6	1,256,329.80

Meter No SD-05

Treated Domestic	Constant	Previous Reading	Current Reading	Volume (Cu. Ft.)	Rate Desc.
s/o Reche Rd. w/o Wilt Rd.	100	11646456	11665258	1880200	Unbundled

--- DELIVERIES ---

	Rate Per AF	Volume AF	Amount
Tier 1 Supply Rate	140.00	43.2	6,048.00
System Access Rate	223.00	43.2	9,633.60
Water Stewardship Rate	41.00	43.2	1,771.20
System Power Rate	189.00	43.2	8,164.80
Treatment Surcharge	254.00	43.2	10,972.80
Delivery Subtotal		43.2	36,590.40
SD-05 Total		43.2	36,590.40

Meter No SD-07

Treated Domestic	Constant	Previous Reading	Current Reading	Volume (Cu. Ft.)	Rate Desc.
e/o Wilt Rd. n/o Dos Ninos Ave.	1,000	119631057	119733450	102393000	Unbundled

--- DELIVERIES ---

	Rate Per AF	Volume AF	Amount
Tier 1 Supply Rate	140.00	2,350.6	329,084.00
System Access Rate	223.00	2,350.6	524,183.80
Water Stewardship Rate	41.00	2,350.6	96,374.60
System Power Rate	189.00	2,350.6	444,263.40
Treatment Surcharge	254.00	2,350.6	597,052.40
Jan 2013, meter under 10% flow Tier 1 supply rate	140.00	1.9	266.00
Jan 2013, meter under 10% flow System access rate	223.00	1.9	423.70
Jan 2013, meter under 10% flow Water stewardship rate	41.00	1.9	77.90
Jan 2013, meter under 10% flow System power rate	189.00	1.9	359.10

Agency Name	Invoice No.	Rev.	Bill Period	Page No.	Mailed On	Due On
San Diego County Water Authority	7592	0	January 2013	3 of 6	02-08-13	03-28-13

--- DELIVERIES ---

	Rate Per AF	Volume AF	Amount
Jan 2013, meter under 10% flow Treatment surcharge	254.00	1.9	482.60
Delivery Subtotal		2,352.5	1,992,567.50

--- ADJUSTMENT ---

	Rate Per AF	Volume AF	Amount
Nov 2012 adj basic to agr (Vista)	765.00	1.1	841.50
Nov 2012 adj basic to agr	794.00	-1.1	-873.40
Nov 2012 adj basic to agr (Rincon)	765.00	14.1	10,786.50
Nov 2012 adj basic to agr	794.00	-14.1	-11,195.40
Dec 2012 adj basic to agr (Olivenhain)	765.00	5.5	4,207.50
Dec 2012 adj basic to agr	794.00	-5.5	-4,367.00
Dec 2012 adj basic to agr (Fallbrook)	765.00	55.3	42,304.50
Dec 2012 adj basic to agr	794.00	-55.3	-43,908.20
Dec 2012 adj basic to agr (Ramona)	765.00	71.3	54,544.50
Dec 2012 adj basic to agr	794.00	-71.3	-56,612.20
Dec 2012 adj basic to agr (Valley Center)	765.00	246.8	188,802.00
Dec 2012 adj basic to agr	794.00	-246.8	-195,959.20
Dec 2012 adj basic to agr (City of San Diego)	765.00	0.5	382.50
Dec 2012 adj basic to agr	794.00	-0.5	-397.00
Dec 2012 adj basic to agr (Rincon)	765.00	36.0	27,540.00
Dec 2012 adj basic to agr	794.00	-36.0	-28,584.00
Adjustment Subtotal		0.0	-12,487.40

SD-07 Total 2,352.5 1,980,080.10

Meter No SD-08

Treated Domestic	Constant	Previous Reading	Current Reading	Volume (Cu. Ft.)	Rate Desc.
n/o Red Mtn. n/o Mission Rd.	100	41386846	41493274	10642800	Unbundled

--- DELIVERIES ---

	Rate Per AF	Volume AF	Amount
Tier 1 Supply Rate	140.00	244.3	34,202.00
System Access Rate	223.00	244.3	54,478.90
Water Stewardship Rate	41.00	244.3	10,016.30
System Power Rate	189.00	244.3	46,172.70
Treatment Surcharge	254.00	244.3	62,052.20
Jan 2013, meter under 10% flow Tier 1 supply rate	140.00	13.7	1,918.00
Jan 2013, meter under 10% flow System access rate	223.00	13.7	3,055.10
Jan 2013, meter under 10% flow Water stewardship rate	41.00	13.7	561.70
Jan 2013, meter under 10% flow System power rate	189.00	13.7	2,589.30
Jan 2013, meter under 10% flow Treatment surcharge	254.00	13.7	3,479.80
Delivery Subtotal		258.0	218,526.00

SD-08 Total 258.0 218,526.00

Meter No SD-09

Treated Domestic	Constant	Previous Reading	Current Reading	Volume (Cu. Ft.)	Rate Desc.
w/o Rainbow Glen. Rd. n/o Red Mtn.	100	9539990	9558895	1890500	Unbundled

--- DELIVERIES ---

	Rate Per AF	Volume AF	Amount
Tier 1 Supply Rate	140.00	43.4	6,076.00
System Access Rate	223.00	43.4	9,678.20
Water Stewardship Rate	41.00	43.4	1,779.40
System Power Rate	189.00	43.4	8,202.60
Treatment Surcharge	254.00	43.4	11,023.60
Delivery Subtotal		43.4	36,759.80

SD-09 Total 43.4 36,759.80

Agency Name	Invoice No.	Rev.	Bill Period	Page No.	Mailed On	Due On
San Diego County Water Authority	7592	0	January 2013	4 of 6	02-08-13	03-28-13

Meter No SD-11

Untreated Domestic	Constant	Previous Reading	Current Reading	Volume (Cu. Ft.)	Rate Desc.
e/o Wilt Rd. n/o Dos Ninos Ave.	10,000	17880291	17961003	807120000	Unbundled

--- DELIVERIES ---

	Rate Per AF	Volume AF	Amount
Tier 1 Supply Rate	140.00	18,528.9	2,594,046.00
System Access Rate	223.00	18,528.9	4,131,944.70
Water Stewardship Rate	41.00	18,528.9	759,684.90
System Power Rate	189.00	18,528.9	3,501,962.10
Delivery Subtotal		18,528.9	10,987,637.70

--- ADJUSTMENT ---

	Rate Per AF	Volume AF	Amount
Oct 2012 adj basic to agr (Poway)	537.00	3.5	1,879.50
Oct 2012 adj basic to agr	560.00	-3.5	-1,960.00
Nov 2012 adj basic to agr (Poway)	537.00	1.6	859.20
Nov 2012 adj basic to agr	560.00	-1.6	-896.00
Nov 2012 adj basic to agr (Vista)	537.00	3.4	1,825.80
Nov 2012 adj basic to agr	560.00	-3.4	-1,904.00
Dec 2012 adj basic to agr	560.00	-0.3	-168.00
Dec 2012 adj basic to agr (Santa Fe Irrigation)	537.00	0.3	161.10
Dec 2012 adj basic to agr (Olivenhain)	537.00	0.1	53.70
Dec 2012 adj basic to agr	560.00	-0.1	-56.00
Dec 2012 adj basic to agr (Escondido)	537.00	36.1	19,385.70
Dec 2012 adj basic to agr	560.00	-36.1	-20,216.00
Dec 2012 adj basic to agr (Ramona)	537.00	17.7	9,504.90
Dec 2012 adj basic to agr	560.00	-17.7	-9,912.00
Dec 2012 adj basic to agr (Vista)	537.00	1.1	590.70
Dec 2012 adj basic to agr	560.00	-1.1	-616.00
Dec 2012 adj basic to agr (City of San Diego)	537.00	2.5	1,342.50
Dec 2012 adj basic to agr	560.00	-2.5	-1,400.00
Jan 2013 ADJ EXCH IID TO SDCWA	593.00	-14,808.3	-8,781,321.90
Jan 2013 ADJ EXCH IID TO SDCWA (San Diego CWA)	453.00		6,708,159.90
Adjustment Subtotal		-14,808.3	-2,074,686.90
SD-11 Total		3,720.6	8,912,950.80

Meter No SD-GRP1

Recovered	Constant	Previous Reading	Current Reading	Volume (Cu. Ft.)	Rate Desc.
Recovered Greenbelt		N/A	N/A	N/A	Unbundled

--- ADJUSTMENT ---

	Rate Per AF	Volume AF	Amount
Dec 2012 GRP	817.00	285.2	233,008.40
Dec 2012 GRP	817.00		-233,008.40
Jan 2013 GRP	817.00	304.7	248,939.90
Jan 2013 GRP	817.00		-248,939.90
Adjustment Subtotal		589.9	0.00
SD-GRP1 Total		589.9	0.00

Meter No SD-RCL1

Reclaimed	Constant	Previous Reading	Current Reading	Volume (Cu. Ft.)	Rate Desc.
Reclaimed		N/A	N/A	N/A	Unbundled

--- ADJUSTMENT ---

	Rate Per AF	Volume AF	Amount
Dec 2012 LRP Contribution	250.00	13.0	-3,250.00
Adjustment Subtotal		13.0	-3,250.00
SD-RCL1 Total		13.0	-3,250.00

Agency Name	Invoice No.	Rev.	Bill Period	Page No.	Mailed On	Due On
San Diego County Water Authority	7592	0	January 2013	5 of 6	02-08-13	03-28-13

Meter No SD-RCL10

Reclaimed	Constant	Previous Reading	Current Reading	Volume (Cu. Ft.)	Rate Desc.
Reclaimed		N/A	N/A	N/A	Unbundled

--- ADJUSTMENT ---

	Rate Per AF	Volume AF	Amount
Nov 2012 LRP Contribution	250.00	474.3	-118,575.00
Dec 2012 LRP Contribution	250.00	243.2	-60,800.00
Adjustment Subtotal		717.5	-179,375.00
SD-RCL10 Total		717.5	-179,375.00

Meter No SD-RCL12

Reclaimed	Constant	Previous Reading	Current Reading	Volume (Cu. Ft.)	Rate Desc.
Reclaimed		N/A	N/A	N/A	Unbundled

--- ADJUSTMENT ---

	Rate Per AF	Volume AF	Amount
Dec 2012 LRP Contribution	250.00	80.1	-20,025.00
Adjustment Subtotal		80.1	-20,025.00
SD-RCL12 Total		80.1	-20,025.00

Meter No SD-RCL13

Reclaimed	Constant	Previous Reading	Current Reading	Volume (Cu. Ft.)	Rate Desc.
Reclaimed		N/A	N/A	N/A	Unbundled

--- ADJUSTMENT ---

	Rate Per AF	Volume AF	Amount
Jan 2013 Contribution	250.00	31.8	-7,950.00
Adjustment Subtotal		31.8	-7,950.00
SD-RCL13 Total		31.8	-7,950.00

Meter No SD-RCL15

Reclaimed	Constant	Previous Reading	Current Reading	Volume (Cu. Ft.)	Rate Desc.
Reclaimed		N/A	N/A	N/A	Unbundled

--- ADJUSTMENT ---

	Rate Per AF	Volume AF	Amount
Jan 2013 Contribution	150.00	14.2	-2,130.00
Adjustment Subtotal		14.2	-2,130.00
SD-RCL15 Total		14.2	-2,130.00

Meter No SD-RCL5

Reclaimed	Constant	Previous Reading	Current Reading	Volume (Cu. Ft.)	Rate Desc.
Reclaimed		N/A	N/A	N/A	Unbundled

--- ADJUSTMENT ---

	Rate Per AF	Volume AF	Amount
Oct 2012 LPPRE	113.00	8.2	926.60
Oct 2012 LPPRE	267.00		-2,189.40
Nov 2012 LPPRE	113.00	5.6	632.80
Nov 2012 LPPRE	267.00		-1,495.20
Dec 2012 LPPRE	113.00	4.4	497.20
Dec 2012 LPPRE	267.00		-1,174.80
Adjustment Subtotal		18.2	-2,802.80

Agency Name	Invoice No.	Rev.	Bill Period	Page No.	Mailed On	Due On
San Diego County Water Authority	7592	0	January 2013	6 of 6	02-08-13	03-28-13

SD-RCL5 Total	18.2	-2,802.80
---------------	------	-----------

Meter No SD-RCL6

Reclaimed	Constant	Previous Reading	Current Reading	Volume (Cu. Ft.)	Rate Desc.
Reclaimed		N/A	N/A	N/A	Unbundled

--- ADJUSTMENT ---

	Rate Per AF	Volume AF	Amount
Dec 2012 LRP Contribution	185.00	206.6	-38,221.00
Adjustment Subtotal		<u>206.6</u>	<u>-38,221.00</u>
SD-RCL6 Total		206.6	-38,221.00

Meter No SD-RCL8

Reclaimed	Constant	Previous Reading	Current Reading	Volume (Cu. Ft.)	Rate Desc.
Reclaimed		N/A	N/A	N/A	Unbundled

--- ADJUSTMENT ---

	Rate Per AF	Volume AF	Amount
Dec 2012 LRP Contribution	100.00	170.4	-17,040.00
Adjustment Subtotal		<u>170.4</u>	<u>-17,040.00</u>
SD-RCL8 Total		170.4	-17,040.00

Meter No SD-RCL9

Reclaimed	Constant	Previous Reading	Current Reading	Volume (Cu. Ft.)	Rate Desc.
		N/A	N/A	N/A	Unbundled

--- ADJUSTMENT ---

	Rate Per AF	Volume AF	Amount
Dec 2012 LPPRE	113.00	5.5	621.50
Dec 2012 LPPRE	267.00		-1,468.50
Jan 2013 LPPRE	113.00	1.7	192.10
Jan 2013 LPPRE	267.00		-453.90
Adjustment Subtotal		<u>7.2</u>	<u>-1,108.80</u>
SD-RCL9 Total		7.2	-1,108.80

Meter No SDTJ-01A

Treated Domestic	Constant	Previous Reading	Current Reading	Volume (Cu. Ft.)	Rate Desc.
San Diego-Tijuana	133.68	3424339	3424339	0	Unbundled


--- DELIVERIES ---

	Rate Per AF	Volume AF	Amount
Delivery Subtotal		<u>0.0</u>	<u>0.00</u>
SDTJ-01A Total		0.0	0.00

--- OTHER CHARGES AND CREDITS ---

	Amount
Conservation Ag.# 66654	-12,000.00
Conservation Ag.# 78189	-3,169.04

VOLUME TOTAL	INVOICE TOTAL
13,264.5	\$14,592,932.36



THE METROPOLITAN WATER DISTRICT
of SOUTHERN CALIFORNIA
700 North Alameda Street
Los Angeles, CA 90012-2944
<http://www.mwdh2o.com/>

INVOICE

Billed To:
San Diego County Water Authority



Service Address
4677 Overland Ave.
San Diego, CA 92123-1233

February 2013	Page No. 1 of 1
Mailed: 03/08/2013	Due Date: 04/30/2013
Invoice Number: 7620	Revision: 0

NOTICE

The MWD Administrative Code Section 4507 and 4508 require that payment must be made in "Good Funds" by the due date or the payment will be considered delinquent and an additional charge shall be assessed.

DELIVERIES	Volume (AF)
Total Water Treated Delivered	4,990.3
Total Water Untreated Delivered	20,280.5

SALES	Type	Volume (AF)	Rate (\$ /AF)	Total (\$)
Full Service	Tier 1 Supply Rate	10,410.3	\$140.00	\$1,457,442.00
	System Access Rate	10,410.3	\$223.00	\$2,321,496.90
	Water Stewardship Rate	10,410.3	\$41.00	\$426,822.30
	System Power Rate	10,410.3	\$189.00	\$1,967,546.70
	Treatment Surcharge	4,938.1	\$254.00	\$1,254,277.40
Adjust Full Service Prior Rates	Certification(s) for 201201 to 201212 for Domestic			
	Treated	-24.4	\$794.00	(\$19,373.60)
	Untreated	-0.8	\$560.00	(\$448.00)
IAWP	Treated	24.4		\$18,666.00
	Untreated	0.8		\$429.60
SUBTOTAL				\$7,426,859.30

WATER MANAGEMENT	Volume (AF)	Total (\$)
Local Resource Programs	1,584.3	(\$89,962.50)
SUBTOTAL		(\$89,962.50)

EXCHANGES, WHEELING, AND OTHER DELIVERIES	Volume (AF)	Total (\$)
IID San Diego Exchange UnTreated	14,808.3	\$6,708,159.90
		\$6,708,159.90

OTHER CHARGES AND CREDITS	Rate (\$ /AF)	
Conservation Credit	(\$5,873.00)	
SUBTOTAL		(\$5,873.00)

ADDITIONAL INFORMATION	Volume (AF)	Tier1 %	Peak Day	Flow (CFS)
Tier 1 Annual Limit (For Current Calendar Year)	393,542.0			
Tier 1 YTD Deliveries (For Current Calendar Year)	21,825.9	6.0		
Tier 1 Current Month Deliveries	10,410.3			
Capacity Charge			8/27/2009	1,055.3

INVOICE TOTAL


Volume AF

11,994.6

Amount Now Due

\$14,039,183.70

Note: Amount Due is based on highlighted fields



MWD
METROPOLITAN WATER DISTRICT OF SOUTHERN CALIFORNIA
 700 North Alameda Street
 Los Angeles, CA, 90012-2944

INVOICE DETAIL

NOTICE

The MWD Administrative Code Section 4507 and 4508 require that payment must be made in "Good Funds" by the due date or the payment will be considered delinquent and an additional charge shall be assessed.

IN ACCORDANCE WITH READINGS AND BILLING DATA LISTED BELOW

Agency Name	Invoice No.	Rev.	Bill Period	Page No.	Mailed On	Due On
San Diego County Water Authority	7620	0	February 2013	1 of 6	03-08-13	04-30-13

Meter No CM-10

Treated	Constant	Previous Reading	Current Reading	Volume (Cu. Ft.)	Rate Desc.
Treated Domestic		0	0	0	Unbundled

--- ADJUSTMENT ---

	Rate Per AF	Volume AF	Amount
Feb 2013 ADJ OC TO SD TRANSFER	847.00	38.6	32,694.20
Adjustment Subtotal		38.6	32,694.20
CM-10 Total		38.6	32,694.20

Meter No SD-01A

Treated Domestic	Constant	Previous Reading	Current Reading	Volume (Cu. Ft.)	Rate Desc.
Rainbow Cyn. Rd. e/o Frontage Rd.	1,000	27952239	27991180	38941000	Unbundled

--- DELIVERIES ---

	Rate Per AF	Volume AF	Amount
Tier 1 Supply Rate	140.00	894.0	125,160.00
System Access Rate	223.00	894.0	199,362.00
Water Stewardship Rate	41.00	894.0	36,654.00
System Power Rate	189.00	894.0	168,966.00
Treatment Surcharge	254.00	894.0	227,076.00
Feb 2013, meter under 10% flow Tier 1 supply rate	140.00	0.6	84.00
Feb 2013, meter under 10% flow System access rate	223.00	0.6	133.80
Feb 2013, meter under 10% flow Water stewardship rate	41.00	0.6	24.60
Feb 2013, meter under 10% flow System power rate	189.00	0.6	113.40
Feb 2013, meter under 10% flow Treatment surcharge	254.00	0.6	152.40
Delivery Subtotal		894.6	757,726.20
SD-01A Total		894.6	757,726.20

Meter No SD-01B

Treated Domestic	Constant	Previous Reading	Current Reading	Volume (Cu. Ft.)	Rate Desc.
Rainbow Cyn. Rd. e/o Frontage Rd.	1,000	27400788	27431154	30366000	Unbundled

--- DELIVERIES ---

	Rate Per AF	Volume AF	Amount
Tier 1 Supply Rate	140.00	697.1	97,594.00
System Access Rate	223.00	697.1	155,453.30
Water Stewardship Rate	41.00	697.1	28,581.10
System Power Rate	189.00	697.1	131,751.90
Treatment Surcharge	254.00	697.1	177,063.40
Feb 2013, meter under 10% flow Tier 1 supply rate	140.00	0.3	42.00
Feb 2013, meter under 10% flow System access rate	223.00	0.3	66.90
Feb 2013, meter under 10% flow Water stewardship rate	41.00	0.3	12.30
Feb 2013, meter under 10% flow System power rate	189.00	0.3	56.70
Feb 2013, meter under 10% flow Treatment surcharge	254.00	0.3	76.20

Agency Name	Invoice No.	Rev.	Bill Period	Page No.	Mailed On	Due On
San Diego County Water Authority	7620	0	February 2013	2 of 6	03-08-13	04-30-13

Delivery Subtotal	697.4	590,697.80
SD-01B Total	697.4	590,697.80

Meter No SD-02

Treated Domestic	Constant	Previous Reading	Current Reading	Volume (Cu. Ft.)	Rate Desc.
w/o Rainbow Glen Rd.	100	28628073	28685924	5785100	Unbundled

--- DELIVERIES ---

	Rate Per AF	Volume AF	Amount
Tier 1 Supply Rate	140.00	132.8	18,592.00
System Access Rate	223.00	132.8	29,614.40
Water Stewardship Rate	41.00	132.8	5,444.80
System Power Rate	189.00	132.8	25,099.20
Treatment Surcharge	254.00	132.8	33,731.20
Feb 2013, meter under 10% flow Tier 1 supply rate	140.00	0.7	98.00
Feb 2013, meter under 10% flow System access rate	223.00	0.7	156.10
Feb 2013, meter under 10% flow Water stewardship rate	41.00	0.7	28.70
Feb 2013, meter under 10% flow System power rate	189.00	0.7	132.30
Feb 2013, meter under 10% flow Treatment surcharge	254.00	0.7	177.80
Delivery Subtotal		133.5	113,074.50

SD-02 Total	133.5	113,074.50
--------------------	-------	------------

Meter No SD-03

Untreated Domestic	Constant	Previous Reading	Current Reading	Volume (Cu. Ft.)	Rate Desc.
Rainbow Cyn. Rd. e/o Frontage Rd.	1,000	94610174	94809916	199742000	Unbundled

--- DELIVERIES ---

	Rate Per AF	Volume AF	Amount
Tier 1 Supply Rate	140.00	4,585.4	641,956.00
System Access Rate	223.00	4,585.4	1,022,544.20
Water Stewardship Rate	41.00	4,585.4	188,001.40
System Power Rate	189.00	4,585.4	866,640.60
Delivery Subtotal		4,585.4	2,719,142.20

SD-03 Total	4,585.4	2,719,142.20
--------------------	---------	--------------

Meter No SD-05

Treated Domestic	Constant	Previous Reading	Current Reading	Volume (Cu. Ft.)	Rate Desc.
s/o Reche Rd. w/o Wilt Rd.	100	11665258	11703839	3858100	Unbundled

--- DELIVERIES ---

	Rate Per AF	Volume AF	Amount
Tier 1 Supply Rate	140.00	88.6	12,404.00
System Access Rate	223.00	88.6	19,757.80
Water Stewardship Rate	41.00	88.6	3,632.60
System Power Rate	189.00	88.6	16,745.40
Treatment Surcharge	254.00	88.6	22,504.40
Delivery Subtotal		88.6	75,044.20

SD-05 Total	88.6	75,044.20
--------------------	------	-----------

Meter No SD-07

Treated Domestic	Constant	Previous Reading	Current Reading	Volume (Cu. Ft.)	Rate Desc.
e/o Wilt Rd. n/o Dos Ninos Ave.	1,000	119733450	119856134	122684000	Unbundled

--- DELIVERIES ---

	Rate Per AF	Volume AF	Amount
Tier 1 Supply Rate	140.00	2,816.4	394,296.00
System Access Rate	223.00	2,816.4	628,057.20
Water Stewardship Rate	41.00	2,816.4	115,472.40
System Power Rate	189.00	2,816.4	532,299.60

Agency Name	Invoice No.	Rev.	Bill Period	Page No.	Mailed On	Due On
San Diego County Water Authority	7620	0	February 2013	3 of 6	03-08-13	04-30-13

--- DELIVERIES ---

	Rate Per AF	Volume AF	Amount
Treatment Surcharge	254.00	2,816.4	715,365.60
--- ADJUSTMENT ---			
	Rate Per AF	Volume AF	Amount
Dec 2012 adj basic to agr (Padre Dam)	765.00	24.4	18,666.00
Dec 2012 adj basic to agr	794.00	-24.4	-19,373.60
Adjustment Subtotal		0.0	-707.60
SD-07 Total		2,816.4	2,384,783.20

Meter No SD-08

Treated Domestic	Constant	Previous Reading	Current Reading	Volume (Cu. Ft.)	Rate Desc.
n/o Red Mtn. n/o Mission Rd.	100	41459659	41575699	11604000	Unbundled

--- DELIVERIES ---

	Rate Per AF	Volume AF	Amount
Tier 1 Supply Rate METER CORRECTION JAN 2013	140.00	-244.3	-34,202.00
System Access Rate METER CORRECTION JAN 2013	223.00	-244.3	-54,478.90
Water Stewardship Rate METER CORRECTION JAN 2013	41.00	-244.3	-10,016.30
System Power Rate METER CORRECTION JAN 2013	189.00	-244.3	-46,172.70
Treatment Surcharge METER CORRECTION JAN 2013	254.00	-244.3	-62,052.20
Tier 1 Supply Rate METER CORRECTION JAN 2013	140.00	167.2	23,408.00
System Access Rate METER CORRECTION JAN 2013	223.00	167.2	37,285.60
Water Stewardship Rate METER CORRECTION JAN 2013	41.00	167.2	6,855.20
System Power Rate METER CORRECTION JAN 2013	189.00	167.2	31,600.80
Treatment Surcharge METER CORRECTION JAN 2013	254.00	167.2	42,468.80
Tier 1 Supply Rate	140.00	266.4	37,296.00
System Access Rate	223.00	266.4	59,407.20
Water Stewardship Rate	41.00	266.4	10,922.40
System Power Rate	189.00	266.4	50,349.60
Treatment Surcharge	254.00	266.4	67,665.60
meter correction jan 2013, meter under 10% flow Tier 1 supply rate	140.00	-13.7	-1,918.00
meter correction jan 2013, meter under 10% flow System access rate	223.00	-13.7	-3,055.10
meter correction jan 2013, meter under 10% flow Water stewardship rate	41.00	-13.7	-561.70
meter correction jan 2013, meter under 10% flow System power rate	189.00	-13.7	-2,589.30
meter correction jan 2013, meter under 10% flow Treatment surcharge	254.00	-13.7	-3,479.80
Delivery Subtotal		175.6	148,733.20
SD-08 Total		175.6	148,733.20

Meter No SD-09

Treated Domestic	Constant	Previous Reading	Current Reading	Volume (Cu. Ft.)	Rate Desc.
w/o Rainbow Glen. Rd. n/o Red Mtn.	100	9558895	9599597	4070200	Unbundled

--- DELIVERIES ---

	Rate Per AF	Volume AF	Amount
Tier 1 Supply Rate	140.00	93.4	13,076.00
System Access Rate	223.00	93.4	20,828.20
Water Stewardship Rate	41.00	93.4	3,829.40
System Power Rate	189.00	93.4	17,652.60
Treatment Surcharge	254.00	93.4	23,723.60
Delivery Subtotal		93.4	79,109.80
SD-09 Total		93.4	79,109.80

Meter No SD-11

Untreated Domestic	Constant	Previous Reading	Current Reading	Volume (Cu. Ft.)	Rate Desc.
e/o Wilt Rd. n/o Dos Ninos Ave.	10,000	17961003	18029371	683680000	Unbundled

--- DELIVERIES ---

	Rate Per AF	Volume AF	Amount
Tier 1 Supply Rate	140.00	15,695.1	2,197,314.00
System Access Rate	223.00	15,695.1	3,500,007.30
Water Stewardship Rate	41.00	15,695.1	643,499.10

Agency Name	Invoice No.	Rev.	Bill Period	Page No.	Mailed On	Due On
San Diego County Water Authority	7620	0	February 2013	4 of 6	03-08-13	04-30-13

--- DELIVERIES ---

	Rate Per AF	Volume AF	Amount
System Power Rate	189.00	15,695.1	2,966,373.90
Delivery Subtotal		15,695.1	9,307,194.30

--- ADJUSTMENT ---

	Rate Per AF	Volume AF	Amount
Dec 2012 adj basic to agr (Poway)	537.00	0.8	429.60
Dec 2012 adj basic to agr	560.00	-0.8	-448.00
Feb 2013 ADJ EXCH IID TO SDCWA	593.00	-14,808.3	-8,781,321.90
Feb 2013 ADJ EXCH IID TO SDCWA (San Diego CWA)	453.00		6,708,159.90
Adjustment Subtotal		-14,808.3	-2,073,180.40
SD-11 Total		886.8	7,234,013.90

Meter No SD-DS1

Desalted	Constant	Previous Reading	Current Reading	Volume (Cu. Ft.)	Rate Desc.
Desalted		N/A	N/A	N/A	Unbundled

--- ADJUSTMENT ---

	Rate Per AF	Volume AF	Amount
Jan 2013 LPPDS	858.00	350.6	-300,814.80
Jan 2013 LPPDS	858.00	350.6	300,814.80
Feb 2013 LPPDS	858.00	282.1	242,041.80
Feb 2013 LPPDS	858.00	282.1	-242,041.80
Adjustment Subtotal		1,265.4	0.00
SD-DS1 Total		1,265.4	0.00

Meter No SD-GRP1

Recovered	Constant	Previous Reading	Current Reading	Volume (Cu. Ft.)	Rate Desc.
Recovered Greenbelt		N/A	N/A	N/A	Unbundled

--- ADJUSTMENT ---

	Rate Per AF	Volume AF	Amount
Nov 2012 GRP	817.00	264.7	216,259.90
Nov 2012 GRP	817.00		-216,259.90
Jan 2013 GRP VOIDED	817.00	-304.7	-248,939.90
Jan 2013 GRP VOIDED	817.00		248,939.90
Jan 2013 GRP	858.00	304.7	261,432.60
Jan 2013 GRP	858.00		-261,432.60
Feb 2013 GRP	858.00	287.7	246,846.60
Feb 2013 GRP	858.00		-246,846.60
Adjustment Subtotal		552.4	0.00
SD-GRP1 Total		552.4	0.00

Meter No SD-RCL1

Reclaimed	Constant	Previous Reading	Current Reading	Volume (Cu. Ft.)	Rate Desc.
Reclaimed		N/A	N/A	N/A	Unbundled

--- ADJUSTMENT ---

	Rate Per AF	Volume AF	Amount
Jan 2013 LRP Contribution	250.00	33.5	-8,375.00
Adjustment Subtotal		33.5	-8,375.00
SD-RCL1 Total		33.5	-8,375.00

Agency Name	Invoice No.	Rev.	Bill Period	Page No.	Mailed On	Due On
San Diego County Water Authority	7620	0	February 2013	5 of 6	03-08-13	04-30-13

Meter No SD-RCL10

Reclaimed	Constant	Previous Reading	Current Reading	Volume (Cu. Ft.)	Rate Desc.
Reclaimed		N/A	N/A	N/A	Unbundled

--- ADJUSTMENT ---

	Rate Per AF	Volume AF	Amount
Jan 2013 LRP Contribution	250.00	218.6	-54,650.00
Adjustment Subtotal		218.6	-54,650.00
SD-RCL10 Total		218.6	-54,650.00

Meter No SD-RCL12

Reclaimed	Constant	Previous Reading	Current Reading	Volume (Cu. Ft.)	Rate Desc.
Reclaimed		N/A	N/A	N/A	Unbundled

--- ADJUSTMENT ---

	Rate Per AF	Volume AF	Amount
Jan 2013 LRP Contribution	250.00	13.0	-3,250.00
Adjustment Subtotal		13.0	-3,250.00
SD-RCL12 Total		13.0	-3,250.00

Meter No SD-RCL13

Reclaimed	Constant	Previous Reading	Current Reading	Volume (Cu. Ft.)	Rate Desc.
Reclaimed		N/A	N/A	N/A	Unbundled

--- ADJUSTMENT ---

	Rate Per AF	Volume AF	Amount
Feb 2013 Contribution	250.00	42.4	-10,600.00
Adjustment Subtotal		42.4	-10,600.00
SD-RCL13 Total		42.4	-10,600.00

Meter No SD-RCL6

Reclaimed	Constant	Previous Reading	Current Reading	Volume (Cu. Ft.)	Rate Desc.
Reclaimed		N/A	N/A	N/A	Unbundled

--- ADJUSTMENT ---

	Rate Per AF	Volume AF	Amount
Jan 2013 LRP Contribution	185.00	44.5	-8,232.50
Adjustment Subtotal		44.5	-8,232.50
SD-RCL6 Total		44.5	-8,232.50

Meter No SD-RCL8

Reclaimed	Constant	Previous Reading	Current Reading	Volume (Cu. Ft.)	Rate Desc.
Reclaimed		N/A	N/A	N/A	Unbundled

--- ADJUSTMENT ---

	Rate Per AF	Volume AF	Amount
Jan 2013 LRP Contribution	100.00	44.7	-4,470.00
Adjustment Subtotal		44.7	-4,470.00
SD-RCL8 Total		44.7	-4,470.00

Meter No SD-RCL9

Reclaimed	Constant	Previous Reading	Current Reading	Volume (Cu. Ft.)	Rate Desc.
		N/A	N/A	N/A	Unbundled

Agency Name	Invoice No.	Rev.	Bill Period	Page No.	Mailed On	Due On
San Diego County Water Authority	7620	0	February 2013	6 of 6	03-08-13	04-30-13

--- ADJUSTMENT ---

	Rate Per AF	Volume AF	Amount
Feb 2013 LPPRE	267.00		-667.50
Feb 2013 LPPRE	113.00	2.5	282.50
Adjustment Subtotal		2.5	-385.00
SD-RCL9 Total		2.5	-385.00

Meter No SDTJ-01A

Treated Domestic	Constant	Previous Reading	Current Reading	Volume (Cu. Ft.)	Rate Desc.
San Diego-Tijuana	133.68	3424339	3424339	0	Unbundled

--- DELIVERIES ---


	Rate Per AF	Volume AF	Amount
Delivery Subtotal		0.0	0.00
SDTJ-01A Total		0.0	0.00

--- OTHER CHARGES AND CREDITS ---

	Amount
Conservation Ag.# 78189	-5,873.00

VOLUME TOTAL	INVOICE TOTAL
12,627.3	\$14,039,183.70

This invoice was printed on 12/4/2013 at 3:34:09PM



THE METROPOLITAN WATER DISTRICT
of SOUTHERN CALIFORNIA
700 North Alameda Street
Los Angeles, CA 90012-2944
<http://www.mwdh2o.com/>

INVOICE

Billed To:
San Diego County Water Authority



Service Address
4677 Overland Ave.
San Diego, CA 92123-1233

March 2013	Page No. 1 of 1
Mailed: 04/10/2013	Due Date: 05/31/2013
Invoice Number: 7648	Revision: 0

NOTICE

The MWD Administrative Code Section 4507 and 4508 require that payment must be made in "Good Funds" by the due date or the payment will be considered delinquent and an additional charge shall be assessed.

DELIVERIES	Volume (AF)
Total Water Treated Delivered	6,706.8
Total Water Untreated Delivered	25,395.9

SALES	Type	Volume (AF)	Rate (\$ /AF)	Total (\$)
Full Service	Tier 1 Supply Rate	17,336.1	\$140.00	\$2,427,054.00
	System Access Rate	17,336.1	\$223.00	\$3,865,950.30
	Water Stewardship Rate	17,336.1	\$41.00	\$710,780.10
	System Power Rate	17,336.1	\$189.00	\$3,276,522.90
	Treatment Surcharge	6,748.5	\$254.00	\$1,714,119.00
Adjust Full Service Prior Rates				
Certification(s) for 201201 to 201212 for Domestic	Untreated	-0.7	\$560.00	(\$392.00)
IAWP	Untreated	0.7		\$375.90
	SUBTOTAL			\$11,994,410.20

WATER MANAGEMENT	Volume (AF)	Total (\$)
Local Resource Programs	1,388.4	(\$134,435.00)
	SUBTOTAL	(\$134,435.00)

EXCHANGES, WHEELING, AND OTHER DELIVERIES	Volume (AF)	Total (\$)
IID San Diego Exchange UnTreated	14,808.3	\$6,708,159.90
		\$6,708,159.90

OTHER CHARGES AND CREDITS	Rate (\$ /AF)	Total (\$)
Conservation Credit		\$1,066.35
	SUBTOTAL	\$1,066.35

ADDITIONAL INFORMATION	Volume (AF)	Tier1 %	Peak Day	Flow (CFS)
Tier 1 Annual Limit (For Current Calendar Year)	393,542.0			
Tier 1 YTD Deliveries (For Current Calendar Year)	39,162.0	10.0		
Tier 1 Current Month Deliveries	17,336.1			
Capacity Charge			8/27/2009	1,055.3

INVOICE TOTAL


Volume AF

18,724.5

Amount Now Due

18,569,201.45

Note: Amount Due is based on highlighted fields



MWD
METROPOLITAN WATER DISTRICT OF SOUTHERN CALIFORNIA
 700 North Alameda Street
 Los Angeles, CA, 90012-2944

INVOICE DETAIL

NOTICE

The MWD Administrative Code Section 4507 and 4508 require that payment must be made in "Good Funds" by the due date or the payment will be considered delinquent and an additional charge shall be assessed.

IN ACCORDANCE WITH READINGS AND BILLING DATA LISTED BELOW

Agency Name	Invoice No.	Rev.	Bill Period	Page No.	Mailed On	Due On
San Diego County Water Authority	7648	0	March 2013	1 of 6	04-10-13	05-31-13

Meter No CM-10

Treated	Constant	Previous Reading	Current Reading	Volume (Cu. Ft.)	Rate Desc.
Treated Domestic		0	0	0	Unbundled

--- ADJUSTMENT ---

	Rate Per AF	Volume AF	Amount
Mar 2013 ADJ OC TO SD TRANSFER	847.00	41.7	35,319.90
Adjustment Subtotal		41.7	35,319.90
CM-10 Total		41.7	35,319.90

Meter No SD-01A

Treated Domestic	Constant	Previous Reading	Current Reading	Volume (Cu. Ft.)	Rate Desc.
Rainbow Cyn. Rd. e/o Frontage Rd.	1,000	27991180	28039383	48203000	Unbundled

--- DELIVERIES ---

	Rate Per AF	Volume AF	Amount
Tier 1 Supply Rate	140.00	1,106.6	154,924.00
System Access Rate	223.00	1,106.6	246,771.80
Water Stewardship Rate	41.00	1,106.6	45,370.60
System Power Rate	189.00	1,106.6	209,147.40
Treatment Surcharge	254.00	1,106.6	281,076.40
Delivery Subtotal		1,106.6	937,290.20
SD-01A Total		1,106.6	937,290.20

Meter No SD-01B

Treated Domestic	Constant	Previous Reading	Current Reading	Volume (Cu. Ft.)	Rate Desc.
Rainbow Cyn. Rd. e/o Frontage Rd.	1,000	27431154	27484548	53394000	Unbundled

--- DELIVERIES ---

	Rate Per AF	Volume AF	Amount
Tier 1 Supply Rate	140.00	1,225.8	171,612.00
System Access Rate	223.00	1,225.8	273,353.40
Water Stewardship Rate	41.00	1,225.8	50,257.80
System Power Rate	189.00	1,225.8	231,676.20
Treatment Surcharge	254.00	1,225.8	311,353.20
SD-01B Total		1,225.8	1,038,252.60

Meter No SD-02

Treated Domestic	Constant	Previous Reading	Current Reading	Volume (Cu. Ft.)	Rate Desc.
w/o Rainbow Glen Rd.	100	28685924	28772319	8639500	Unbundled

--- DELIVERIES ---

	Rate Per AF	Volume AF	Amount
Tier 1 Supply Rate	140.00	198.3	27,762.00

Agency Name	Invoice No.	Rev.	Bill Period	Page No.	Mailed On	Due On
San Diego County Water Authority	7648	0	March 2013	2 of 6	04-10-13	05-31-13

--- DELIVERIES ---

	Rate Per AF	Volume AF	Amount
System Access Rate	223.00	198.3	44,220.90
Water Stewardship Rate	41.00	198.3	8,130.30
System Power Rate	189.00	198.3	37,478.70
Treatment Surcharge	254.00	198.3	50,368.20
Delivery Subtotal		198.3	167,960.10
SD-02 Total		198.3	167,960.10

Meter No SD-03

Untreated Domestic	Constant	Previous Reading	Current Reading	Volume (Cu. Ft.)	Rate Desc.
Rainbow Cyn. Rd. e/o Frontage Rd.	1,000	94809916	95096882	286966000	Unbundled

--- DELIVERIES ---

	Rate Per AF	Volume AF	Amount
Tier 1 Supply Rate	140.00	6,587.8	922,292.00
System Access Rate	223.00	6,587.8	1,469,079.40
Water Stewardship Rate	41.00	6,587.8	270,099.80
System Power Rate	189.00	6,587.8	1,245,094.20
Delivery Subtotal		6,587.8	3,906,565.40
SD-03 Total		6,587.8	3,906,565.40

Meter No SD-05

Treated Domestic	Constant	Previous Reading	Current Reading	Volume (Cu. Ft.)	Rate Desc.
s/o Reche Rd. w/o Wilt Rd.	100	11703839	11750024	4618500	Unbundled

--- DELIVERIES ---

	Rate Per AF	Volume AF	Amount
Tier 1 Supply Rate	140.00	106.0	14,840.00
System Access Rate	223.00	106.0	23,638.00
Water Stewardship Rate	41.00	106.0	4,346.00
System Power Rate	189.00	106.0	20,034.00
Treatment Surcharge	254.00	106.0	26,924.00
Delivery Subtotal		106.0	89,782.00
SD-05 Total		106.0	89,782.00

Meter No SD-07

Treated Domestic	Constant	Previous Reading	Current Reading	Volume (Cu. Ft.)	Rate Desc.
e/o Wilt Rd. n/o Dos Ninos Ave.	1,000	119856134	120013208	157074000	Unbundled

--- DELIVERIES ---

	Rate Per AF	Volume AF	Amount
Tier 1 Supply Rate	140.00	3,605.9	504,826.00
System Access Rate	223.00	3,605.9	804,115.70
Water Stewardship Rate	41.00	3,605.9	147,841.90
System Power Rate	189.00	3,605.9	681,515.10
Treatment Surcharge	254.00	3,605.9	915,898.60
Mar 2013, meter under 10% flow Tier 1 supply rate	140.00	0.3	42.00
Mar 2013, meter under 10% flow System access rate	223.00	0.3	66.90
Mar 2013, meter under 10% flow Water stewardship rate	41.00	0.3	12.30
Mar 2013, meter under 10% flow System power rate	189.00	0.3	56.70
Mar 2013, meter under 10% flow Treatment surcharge	254.00	0.3	76.20
Delivery Subtotal		3,606.2	3,054,451.40
SD-07 Total		3,606.2	3,054,451.40

Meter No SD-08

Treated Domestic	Constant	Previous Reading	Current Reading	Volume (Cu. Ft.)	Rate Desc.
n/o Red Mtn. n/o Mission Rd.	100	41575699	41717162	14146300	Unbundled

Agency Name	Invoice No.	Rev.	Bill Period	Page No.	Mailed On	Due On
San Diego County Water Authority	7648	0	March 2013	3 of 6	04-10-13	05-31-13

--- DELIVERIES ---

	Rate Per AF	Volume AF	Amount
Tier 1 Supply Rate	140.00	324.8	45,472.00
System Access Rate	223.00	324.8	72,430.40
Water Stewardship Rate	41.00	324.8	13,316.80
System Power Rate	189.00	324.8	61,387.20
Treatment Surcharge	254.00	324.8	82,499.20
Delivery Subtotal		324.8	275,105.60
SD-08 Total		324.8	275,105.60

Meter No SD-09

Treated Domestic	Constant	Previous Reading	Current Reading	Volume (Cu. Ft.)	Rate Desc.
w/o Rainbow Glen. Rd. n/o Red Mtn.	100	9599597	9659960	6036300	Unbundled

--- DELIVERIES ---

	Rate Per AF	Volume AF	Amount
Tier 1 Supply Rate	140.00	138.6	19,404.00
System Access Rate	223.00	138.6	30,907.80
Water Stewardship Rate	41.00	138.6	5,682.60
System Power Rate	189.00	138.6	26,195.40
Treatment Surcharge	254.00	138.6	35,204.40
Mar 2013, meter under 10% flow Tier 1 supply rate	140.00	0.5	70.00
Mar 2013, meter under 10% flow System access rate	223.00	0.5	111.50
Mar 2013, meter under 10% flow Water stewardship rate	41.00	0.5	20.50
Mar 2013, meter under 10% flow System power rate	189.00	0.5	94.50
Mar 2013, meter under 10% flow Treatment surcharge	254.00	0.5	127.00
Delivery Subtotal		139.1	117,817.70
SD-09 Total		139.1	117,817.70

Meter No SD-11

Untreated Domestic	Constant	Previous Reading	Current Reading	Volume (Cu. Ft.)	Rate Desc.
e/o Wilt Rd. n/o Dos Ninos Ave.	10,000	18029371	18111299	819280000	Unbundled

--- DELIVERIES ---

	Rate Per AF	Volume AF	Amount
Tier 1 Supply Rate	140.00	18,808.1	2,633,134.00
System Access Rate	223.00	18,808.1	4,194,206.30
Water Stewardship Rate	41.00	18,808.1	771,132.10
System Power Rate	189.00	18,808.1	3,554,730.90
Delivery Subtotal		18,808.1	11,153,203.30

--- ADJUSTMENT ---

	Rate Per AF	Volume AF	Amount
Dec 2012 adj basic to agr (Poway)	537.00	1.5	805.50
Dec 2012 adj basic to agr	560.00	-1.5	-840.00
Dec 2012 adj basic to agr voided (Poway)	537.00	-0.8	-429.60
Dec 2012 adj basic to agr voided	560.00	0.8	448.00
Mar 2013 ADJ EXCH IID TO SDCWA	593.00	-14,808.3	-8,781,321.90
Mar 2013 ADJ EXCH IID TO SDCWA (San Diego CWA)	453.00		6,708,159.90
Adjustment Subtotal		-14,808.3	-2,073,178.10
SD-11 Total		3,999.8	9,080,025.20

Meter No SD-DS1

Desalted	Constant	Previous Reading	Current Reading	Volume (Cu. Ft.)	Rate Desc.
Desalted		N/A	N/A	N/A	Unbundled

--- ADJUSTMENT ---

	Rate Per AF	Volume AF	Amount
Mar 2013 LPPDS	858.00	455.9	391,162.20
Mar 2013 LPPDS	858.00	455.9	-391,162.20
Adjustment Subtotal		911.8	0.00

Agency Name	Invoice No.	Rev.	Bill Period	Page No.	Mailed On	Due On
San Diego County Water Authority	7648	0	March 2013	4 of 6	04-10-13	05-31-13

SD-DS1 Total 911.8 0.00

Meter No SD-GRP1

Recovered	Constant	Previous Reading	Current Reading	Volume (Cu. Ft.)	Rate Desc.
Recovered Greenbelt		N/A	N/A	N/A	Unbundled

--- ADJUSTMENT ---

	Rate Per AF	Volume AF	Amount
Mar 2013 GRP	858.00	266.1	228,313.80
Mar 2013 GRP	858.00		-228,313.80
Adjustment Subtotal		266.1	0.00

SD-GRP1 Total 266.1 0.00

Meter No SD-RCL1

Reclaimed	Constant	Previous Reading	Current Reading	Volume (Cu. Ft.)	Rate Desc.
Reclaimed		N/A	N/A	N/A	Unbundled

--- ADJUSTMENT ---

	Rate Per AF	Volume AF	Amount
Feb 2013 LRP Contribution	250.00	28.8	-7,200.00
Adjustment Subtotal		28.8	-7,200.00

SD-RCL1 Total 28.8 -7,200.00

Meter No SD-RCL10

Reclaimed	Constant	Previous Reading	Current Reading	Volume (Cu. Ft.)	Rate Desc.
Reclaimed		N/A	N/A	N/A	Unbundled

--- ADJUSTMENT ---

	Rate Per AF	Volume AF	Amount
Feb 2013 LRP Contribution	250.00	187.2	-46,800.00
Adjustment Subtotal		187.2	-46,800.00

SD-RCL10 Total 187.2 -46,800.00

Meter No SD-RCL12

Reclaimed	Constant	Previous Reading	Current Reading	Volume (Cu. Ft.)	Rate Desc.
Reclaimed		N/A	N/A	N/A	Unbundled

--- ADJUSTMENT ---

	Rate Per AF	Volume AF	Amount
Feb 2013 LRP Contribution	250.00	69.8	-17,450.00
Adjustment Subtotal		69.8	-17,450.00

SD-RCL12 Total 69.8 -17,450.00

Meter No SD-RCL13

Reclaimed	Constant	Previous Reading	Current Reading	Volume (Cu. Ft.)	Rate Desc.
Reclaimed		N/A	N/A	N/A	Unbundled

--- ADJUSTMENT ---

	Rate Per AF	Volume AF	Amount
Mar 2013 Contribution	250.00	85.8	-21,450.00
Adjustment Subtotal		85.8	-21,450.00

SD-RCL13 Total 85.8 -21,450.00

Agency Name	Invoice No.	Rev.	Bill Period	Page No.	Mailed On	Due On
San Diego County Water Authority	7648	0	March 2013	5 of 6	04-10-13	05-31-13

Meter No SD-RCL15

Reclaimed	Constant	Previous Reading	Current Reading	Volume (Cu. Ft.)	Rate Desc.
Reclaimed		N/A	N/A	N/A	Unbundled

--- ADJUSTMENT ---

	Rate Per AF	Volume AF	Amount
Feb 2013 Contribution	150.00	22.3	-3,345.00
Adjustment Subtotal		22.3	-3,345.00
SD-RCL15 Total		22.3	-3,345.00

Meter No SD-RCL6

Reclaimed	Constant	Previous Reading	Current Reading	Volume (Cu. Ft.)	Rate Desc.
Reclaimed		N/A	N/A	N/A	Unbundled

--- ADJUSTMENT ---

	Rate Per AF	Volume AF	Amount
Feb 2013 LRP Contribution	185.00	126.8	-23,458.00
Adjustment Subtotal		126.8	-23,458.00
SD-RCL6 Total		126.8	-23,458.00

Meter No SD-RCL8

Reclaimed	Constant	Previous Reading	Current Reading	Volume (Cu. Ft.)	Rate Desc.
Reclaimed		N/A	N/A	N/A	Unbundled

--- ADJUSTMENT ---

	Rate Per AF	Volume AF	Amount
Feb 2013 LRP Contribution	100.00	142.7	-14,270.00
Adjustment Subtotal		142.7	-14,270.00
SD-RCL8 Total		142.7	-14,270.00

Meter No SD-RCL9

Reclaimed	Constant	Previous Reading	Current Reading	Volume (Cu. Ft.)	Rate Desc.
		N/A	N/A	N/A	Unbundled

--- ADJUSTMENT ---

	Rate Per AF	Volume AF	Amount
Mar 2013 LPPRE	113.00	3.0	339.00
Mar 2013 LPPRE	267.00		-801.00
Adjustment Subtotal		3.0	-462.00
SD-RCL9 Total		3.0	-462.00

Meter No SDTJ-01A

Treated Domestic	Constant	Previous Reading	Current Reading	Volume (Cu. Ft.)	Rate Desc.
San Diego-Tijuana	133.68	3424339	3424339	0	Unbundled

--- DELIVERIES ---

	Rate Per AF	Volume AF	Amount
Delivery Subtotal		0.0	0.00
SDTJ-01A Total		0.0	0.00


--- OTHER CHARGES AND CREDITS ---

	Amount
Conservation Ag.# 66654	-1,696.00
Conservation Ag.# 78189	2,762.35

Agency Name	Invoice No.	Rev.	Bill Period	Page No.	Mailed On	Due On
San Diego County Water Authority	7648	0	March 2013	6 of 6	04-10-13	05-31-13

VOLUME TOTAL	INVOICE TOTAL
19,180.4	\$18,569,201.45

This invoice was printed on 12/4/2013 at 3:28:27PM



THE METROPOLITAN WATER DISTRICT
of SOUTHERN CALIFORNIA
 700 North Alameda Street
 Los Angeles, CA 90012-2944
<http://www.mwdh2o.com/>

INVOICE

Billed To:
 San Diego County Water Authority



Service Address
 4677 Overland Ave.
 San Diego, CA 92123-1233

April 2013	Page No. 1 of 1
Mailed: 05/10/2013	Due Date: 06/28/2013
Invoice Number: 7676	Revision: 0

NOTICE

The MWD Administrative Code Section 4507 and 4508 require that payment must be made in "Good Funds" by the due date or the payment will be considered delinquent and an additional charge shall be assessed.

DELIVERIES	Volume (AF)
Total Water Treated Delivered	8,709.8
Total Water Untreated Delivered	31,051.1

SALES	Type	Volume (AF)	Rate (\$ /AF)	Total (\$)
Full Service	Tier 1 Supply Rate	24,993.0	\$140.00	\$3,499,020.00
	System Access Rate	24,993.0	\$223.00	\$5,573,439.00
	Water Stewardship Rate	24,993.0	\$41.00	\$1,024,713.00
	System Power Rate	24,993.0	\$189.00	\$4,723,677.00
	Treatment Surcharge	8,750.2	\$254.00	\$2,222,550.80
SUBTOTAL				\$17,043,399.80

WATER MANAGEMENT	Volume (AF)	Total (\$)
Local Resource Programs	1,606.7	(\$168,688.00)
SUBTOTAL		(\$168,688.00)

EXCHANGES, WHEELING, AND OTHER DELIVERIES	Volume (AF)	Total (\$)
IID San Diego Exchange UnTreated	14,808.3	\$6,708,159.90
		\$6,708,159.90

OTHER CHARGES AND CREDITS	Rate (\$ /AF)	Total (\$)
Conservation Credit		\$1,444.96
Readiness To Serve Charge(Payment Schedule: S)		\$11,397,971.00
Capacity Charge(Payment Schedule: S)		\$3,376,960.00
SUBTOTAL		\$14,776,375.96


ADDITIONAL INFORMATION	Volume (AF)	Tier1 %	Peak Day	Flow (CFS)
Tier 1 Annual Limit (For Current Calendar Year)	393,542.0			
Tier 1 YTD Deliveries (For Current Calendar Year)	64,155.0	16.0		
Tier 1 Current Month Deliveries	24,993.0			
Capacity Charge			8/27/2009	1,055.3

INVOICE TOTAL

Volume AF
26,599.7

Amount Now Due
\$38,359,247.66

Note: Amount Due is based on highlighted fields



MWD
METROPOLITAN WATER DISTRICT OF SOUTHERN CALIFORNIA
 700 North Alameda Street
 Los Angeles, CA, 90012-2944

INVOICE DETAIL

NOTICE

The MWD Administrative Code Section 4507 and 4508 require that payment must be made in "Good Funds" by the due date or the payment will be considered delinquent and an additional charge shall be assessed.

IN ACCORDANCE WITH READINGS AND BILLING DATA LISTED BELOW

Agency Name	Invoice No.	Rev.	Bill Period	Page No.	Mailed On	Due On
San Diego County Water Authority	7676	0	April 2013	1 of 6	05-10-13	06-28-13

Meter No CM-10

Treated	Constant	Previous Reading	Current Reading	Volume (Cu. Ft.)	Rate Desc.
Treated Domestic		0	0	0	Unbundled

--- ADJUSTMENT ---

	Rate Per AF	Volume AF	Amount
Apr 2013 ADJ OC TO SD TRANSFER	847.00	40.4	34,218.80
Adjustment Subtotal		40.4	34,218.80
CM-10 Total		40.4	34,218.80

Meter No SD-01A

Treated Domestic	Constant	Previous Reading	Current Reading	Volume (Cu. Ft.)	Rate Desc.
Rainbow Cyn. Rd. e/o Frontage Rd.	1,000	28039383	28120003	80620000	Unbundled

--- DELIVERIES ---

	Rate Per AF	Volume AF	Amount
Tier 1 Supply Rate	140.00	1,850.8	259,112.00
System Access Rate	223.00	1,850.8	412,728.40
Water Stewardship Rate	41.00	1,850.8	75,882.80
System Power Rate	189.00	1,850.8	349,801.20
Treatment Surcharge	254.00	1,850.8	470,103.20
Delivery Subtotal		1,850.8	1,567,627.60
SD-01A Total		1,850.8	1,567,627.60

Meter No SD-01B

Treated Domestic	Constant	Previous Reading	Current Reading	Volume (Cu. Ft.)	Rate Desc.
Rainbow Cyn. Rd. e/o Frontage Rd.	1,000	27484548	27565303	80755000	Unbundled

--- DELIVERIES ---

	Rate Per AF	Volume AF	Amount
Tier 1 Supply Rate	140.00	1,853.9	259,546.00
System Access Rate	223.00	1,853.9	413,419.70
Water Stewardship Rate	41.00	1,853.9	76,009.90
System Power Rate	189.00	1,853.9	350,387.10
Treatment Surcharge	254.00	1,853.9	470,890.60
Delivery Subtotal		1,853.9	1,570,253.30
SD-01B Total		1,853.9	1,570,253.30

Meter No SD-02

Treated Domestic	Constant	Previous Reading	Current Reading	Volume (Cu. Ft.)	Rate Desc.
w/o Rainbow Glen Rd.	100	28772319	28893795	12147600	Unbundled

Agency Name	Invoice No.	Rev.	Bill Period	Page No.	Mailed On	Due On
San Diego County Water Authority	7676	0	April 2013	2 of 6	05-10-13	06-28-13

--- DELIVERIES ---

	Rate Per AF	Volume AF	Amount
Tier 1 Supply Rate	140.00	278.9	39,046.00
System Access Rate	223.00	278.9	62,194.70
Water Stewardship Rate	41.00	278.9	11,434.90
System Power Rate	189.00	278.9	52,712.10
Treatment Surcharge	254.00	278.9	70,840.60
Apr 2013, meter under 10% flow Tier 1 supply rate	140.00	0.3	42.00
Apr 2013, meter under 10% flow System access rate	223.00	0.3	66.90
Apr 2013, meter under 10% flow Water stewardship rate	41.00	0.3	12.30
Apr 2013, meter under 10% flow System power rate	189.00	0.3	56.70
Apr 2013, meter under 10% flow Treatment surcharge	254.00	0.3	76.20
Delivery Subtotal		279.2	236,482.40
SD-02 Total		279.2	236,482.40

Meter No SD-03

Untreated Domestic	Constant	Previous Reading	Current Reading	Volume (Cu. Ft.)	Rate Desc.
Rainbow Cyn. Rd. e/o Frontage Rd.	1,000	95096882	95555027	458145000	Unbundled

--- DELIVERIES ---

	Rate Per AF	Volume AF	Amount
Tier 1 Supply Rate	140.00	10,517.6	1,472,464.00
System Access Rate	223.00	10,517.6	2,345,424.80
Water Stewardship Rate	41.00	10,517.6	431,221.60
System Power Rate	189.00	10,517.6	1,987,826.40
Delivery Subtotal		10,517.6	6,236,936.80
SD-03 Total		10,517.6	6,236,936.80

Meter No SD-05

Treated Domestic	Constant	Previous Reading	Current Reading	Volume (Cu. Ft.)	Rate Desc.
s/o Reche Rd. w/o Wilt Rd.	100	11750024	11846420	9639600	Unbundled

--- DELIVERIES ---

	Rate Per AF	Volume AF	Amount
Tier 1 Supply Rate	140.00	221.3	30,982.00
System Access Rate	223.00	221.3	49,349.90
Water Stewardship Rate	41.00	221.3	9,073.30
System Power Rate	189.00	221.3	41,825.70
Treatment Surcharge	254.00	221.3	56,210.20
Delivery Subtotal		221.3	187,441.10
SD-05 Total		221.3	187,441.10

Meter No SD-07

Treated Domestic	Constant	Previous Reading	Current Reading	Volume (Cu. Ft.)	Rate Desc.
e/o Wilt Rd. n/o Dos Ninos Ave.	1,000	120013208	120188365	175157000	Unbundled

--- DELIVERIES ---

	Rate Per AF	Volume AF	Amount
Tier 1 Supply Rate	140.00	4,021.1	562,954.00
System Access Rate	223.00	4,021.1	896,705.30
Water Stewardship Rate	41.00	4,021.1	164,865.10
System Power Rate	189.00	4,021.1	759,987.90
Treatment Surcharge	254.00	4,021.1	1,021,359.40
Apr 2013, meter under 10% flow Tier 1 supply rate	140.00	0.3	42.00
Apr 2013, meter under 10% flow System access rate	223.00	0.3	66.90
Apr 2013, meter under 10% flow Water stewardship rate	41.00	0.3	12.30
Apr 2013, meter under 10% flow System power rate	189.00	0.3	56.70
Apr 2013, meter under 10% flow Treatment surcharge	254.00	0.3	76.20
Delivery Subtotal		4,021.4	3,406,125.80
SD-07 Total		4,021.4	3,406,125.80

Agency Name	Invoice No.	Rev.	Bill Period	Page No.	Mailed On	Due On
San Diego County Water Authority	7676	0	April 2013	3 of 6	05-10-13	06-28-13

Meter No SD-08

Treated Domestic	Constant	Previous Reading	Current Reading	Volume (Cu. Ft.)	Rate Desc.
n/o Red Mtn. n/o Mission Rd.	100	41717162	41859007	14184500	Unbundled

--- DELIVERIES ---

	Rate Per AF	Volume AF	Amount
Tier 1 Supply Rate	140.00	325.6	45,584.00
System Access Rate	223.00	325.6	72,608.80
Water Stewardship Rate	41.00	325.6	13,349.60
System Power Rate	189.00	325.6	61,538.40
Treatment Surcharge	254.00	325.6	82,702.40
Delivery Subtotal		325.6	275,783.20
SD-08 Total		325.6	275,783.20

Meter No SD-09

Treated Domestic	Constant	Previous Reading	Current Reading	Volume (Cu. Ft.)	Rate Desc.
w/o Rainbow Glen. Rd. n/o Red Mtn.	100	9659960	9728592	6863200	Unbundled

--- DELIVERIES ---

	Rate Per AF	Volume AF	Amount
Tier 1 Supply Rate	140.00	157.6	22,064.00
System Access Rate	223.00	157.6	35,144.80
Water Stewardship Rate	41.00	157.6	6,461.60
System Power Rate	189.00	157.6	29,786.40
Treatment Surcharge	254.00	157.6	40,030.40
Delivery Subtotal		157.6	133,487.20
SD-09 Total		157.6	133,487.20

Meter No SD-11

Untreated Domestic	Constant	Previous Reading	Current Reading	Volume (Cu. Ft.)	Rate Desc.
e/o Wilt Rd. n/o Dos Ninos Ave.	10,000	18111299	18200743	894440000	Unbundled

--- DELIVERIES ---

	Rate Per AF	Volume AF	Amount
Tier 1 Supply Rate	140.00	20,533.5	2,874,690.00
System Access Rate	223.00	20,533.5	4,578,970.50
Water Stewardship Rate	41.00	20,533.5	841,873.50
System Power Rate	189.00	20,533.5	3,880,831.50
Delivery Subtotal		20,533.5	12,176,365.50

--- ADJUSTMENT ---

	Rate Per AF	Volume AF	Amount
Apr 2013 ADJ EXCH IID TO SDCWA	593.00	-14,808.3	-8,781,321.90
Apr 2013 ADJ EXCH IID TO SDCWA (San Diego CWA)	453.00		6,708,159.90
Adjustment Subtotal		-14,808.3	-2,073,162.00
SD-11 Total		5,725.2	10,103,203.50

Meter No SD-DS1

Desalted	Constant	Previous Reading	Current Reading	Volume (Cu. Ft.)	Rate Desc.
Desalted		N/A	N/A	N/A	Unbundled

--- ADJUSTMENT ---

	Rate Per AF	Volume AF	Amount
Apr 2013 LPPDS	858.00	444.2	381,123.60
Apr 2013 LPPDS	858.00	444.2	-381,123.60
Adjustment Subtotal		888.4	0.00
SD-DS1 Total		888.4	0.00

Agency Name	Invoice No.	Rev.	Bill Period	Page No.	Mailed On	Due On
San Diego County Water Authority	7676	0	April 2013	4 of 6	05-10-13	06-28-13

Meter No SD-GRP1

Recovered	Constant	Previous Reading	Current Reading	Volume (Cu. Ft.)	Rate Desc.
Recovered Greenbelt		N/A	N/A	N/A	Unbundled

--- ADJUSTMENT ---

	Rate Per AF	Volume AF	Amount
Apr 2013 GRP	858.00	295.9	253,882.20
Apr 2013 GRP	858.00		-253,882.20
Adjustment Subtotal		295.9	0.00
SD-GRP1 Total		295.9	0.00

Meter No SD-RCL1

Reclaimed	Constant	Previous Reading	Current Reading	Volume (Cu. Ft.)	Rate Desc.
Reclaimed		N/A	N/A	N/A	Unbundled

--- ADJUSTMENT ---

	Rate Per AF	Volume AF	Amount
Jul 2011 LRP Contribution VOIDED	250.00	-68.9	17,225.00
Jul 2011 LRP Contribution	250.00	73.0	-18,250.00
Aug 2011 LRP Contribution VOIDED	250.00	-61.2	15,300.00
Aug 2011 LRP Contribution	250.00	60.7	-15,175.00
Sep 2011 LRP Contribution VOIDED	250.00	-69.3	17,325.00
Sep 2011 LRP Contribution	250.00	70.3	-17,575.00
Oct 2011 LRP Contribution VOIDED	250.00	-46.7	11,675.00
Oct 2011 LRP Contribution	250.00	49.3	-12,325.00
Nov 2011 LRP Contribution VOIDED	250.00	-24.1	6,025.00
Nov 2011 LRP Contribution	250.00	27.0	-6,750.00
Dec 2011 LRP Contribution VOIDED	250.00	-24.6	6,150.00
Dec 2011 LRP Contribution	250.00	25.7	-6,425.00
Jan 2012 LRP Contribution VOIDED	250.00	-26.2	6,550.00
Jan 2012 LRP Contribution	250.00	14.4	-3,600.00
Feb 2012 LRP Contribution VOIDED	250.00	-23.0	5,750.00
Feb 2012 LRP Contribution	250.00	20.0	-5,000.00
Mar 2012 LRP Contribution VOIDED	250.00	-27.2	6,800.00
Mar 2012 LRP Contribution	250.00	26.8	-6,700.00
Apr 2012 LRP Contribution VOIDED	250.00	-36.6	9,150.00
Apr 2012 LRP Contribution	250.00	37.9	-9,475.00
May 2012 LRP Contribution VOIDED	250.00	-61.0	15,250.00
May 2012 LRP Contribution	250.00	62.3	-15,575.00
Jun 2012 LRP Contribution VOIDED	250.00	-76.8	19,200.00
Jun 2012 LRP Contribution	250.00	78.2	-19,550.00
Mar 2013 LRP Contribution	250.00	37.3	-9,325.00
Adjustment Subtotal		37.3	-9,325.00
SD-RCL1 Total		37.3	-9,325.00

Meter No SD-RCL10

Reclaimed	Constant	Previous Reading	Current Reading	Volume (Cu. Ft.)	Rate Desc.
Reclaimed		N/A	N/A	N/A	Unbundled

--- ADJUSTMENT ---

	Rate Per AF	Volume AF	Amount
Mar 2013 LRP Contribution	250.00	255.4	-63,850.00
Adjustment Subtotal		255.4	-63,850.00
SD-RCL10 Total		255.4	-63,850.00

Agency Name	Invoice No.	Rev.	Bill Period	Page No.	Mailed On	Due On
San Diego County Water Authority	7676	0	April 2013	5 of 6	05-10-13	06-28-13

Meter No SD-RCL12

Reclaimed	Constant	Previous Reading	Current Reading	Volume (Cu. Ft.)	Rate Desc.
Reclaimed		N/A	N/A	N/A	Unbundled

--- ADJUSTMENT ---

	Rate Per AF	Volume AF	Amount
Mar 2013 LRP Contribution	250.00	10.0	-2,500.00
Adjustment Subtotal		10.0	-2,500.00
SD-RCL12 Total		10.0	-2,500.00

Meter No SD-RCL13

Reclaimed	Constant	Previous Reading	Current Reading	Volume (Cu. Ft.)	Rate Desc.
Reclaimed		N/A	N/A	N/A	Unbundled

--- ADJUSTMENT ---

	Rate Per AF	Volume AF	Amount
Apr 2013 Contribution	250.00	130.0	-32,500.00
Adjustment Subtotal		130.0	-32,500.00
SD-RCL13 Total		130.0	-32,500.00

Meter No SD-RCL15

Reclaimed	Constant	Previous Reading	Current Reading	Volume (Cu. Ft.)	Rate Desc.
Reclaimed		N/A	N/A	N/A	Unbundled

--- ADJUSTMENT ---

	Rate Per AF	Volume AF	Amount
Mar 2013 Contribution	150.00	64.7	-9,705.00
Adjustment Subtotal		64.7	-9,705.00
SD-RCL15 Total		64.7	-9,705.00

Meter No SD-RCL5

Reclaimed	Constant	Previous Reading	Current Reading	Volume (Cu. Ft.)	Rate Desc.
Reclaimed		N/A	N/A	N/A	Unbundled

--- ADJUSTMENT ---

	Rate Per AF	Volume AF	Amount
Mar 2013 LPPRE	113.00	4.5	508.50
Mar 2013 LPPRE	267.00		-1,201.50
Adjustment Subtotal		4.5	-693.00
SD-RCL5 Total		4.5	-693.00

Meter No SD-RCL6

Reclaimed	Constant	Previous Reading	Current Reading	Volume (Cu. Ft.)	Rate Desc.
Reclaimed		N/A	N/A	N/A	Unbundled

--- ADJUSTMENT ---

	Rate Per AF	Volume AF	Amount
Mar 2013 LRP Contribution	185.00	151.0	-27,935.00
Adjustment Subtotal		151.0	-27,935.00
SD-RCL6 Total		151.0	-27,935.00

Agency Name	Invoice No.	Rev.	Bill Period	Page No.	Mailed On	Due On
San Diego County Water Authority	7676	0	April 2013	6 of 6	05-10-13	06-28-13

Meter No SD-RCL8

Reclaimed	Constant	Previous Reading	Current Reading	Volume (Cu. Ft.)	Rate Desc.
Reclaimed		N/A	N/A	N/A	Unbundled

--- ADJUSTMENT ---

	Rate Per AF	Volume AF	Amount
Mar 2013 LRP Contribution	100.00	198.7	-19,870.00
Adjustment Subtotal		<u>198.7</u>	<u>-19,870.00</u>
SD-RCL8 Total		198.7	-19,870.00

Meter No SD-RCL9

Reclaimed	Constant	Previous Reading	Current Reading	Volume (Cu. Ft.)	Rate Desc.
Reclaimed		N/A	N/A	N/A	Unbundled

--- ADJUSTMENT ---

	Rate Per AF	Volume AF	Amount
Apr 2013 LPPRE	113.00	15.0	1,695.00
Apr 2013 LPPRE	267.00		-4,005.00
Adjustment Subtotal		<u>15.0</u>	<u>-2,310.00</u>
SD-RCL9 Total		15.0	-2,310.00

Meter No SDTJ-01A

Treated Domestic	Constant	Previous Reading	Current Reading	Volume (Cu. Ft.)	Rate Desc.
San Diego-Tijuana	133.68	3424339	3424339	0	Unbundled

--- DELIVERIES ---


	Rate Per AF	Volume AF	Amount
Delivery Subtotal		<u>0.0</u>	<u>0.00</u>
SDTJ-01A Total		0.0	0.00

--- OTHER CHARGES AND CREDITS ---

	Amount
Conservation Ag.# 78189	1,444.96
Capacity Charge for current calendar year	3,376,960.00
Readiness to Serve Charge for current fiscal year	11,397,971.00

VOLUME TOTAL	INVOICE TOTAL
27,043.9	\$38,359,247.66

This invoice was printed on 12/4/2013 at 3:27:35PM



THE METROPOLITAN WATER DISTRICT
of SOUTHERN CALIFORNIA
700 North Alameda Street
Los Angeles, CA 90012-2944
<http://www.mwdh2o.com/>

INVOICE

Billed To:
San Diego County Water Authority



Service Address
4677 Overland Ave.
San Diego, CA 92123-1233

May 2013	Page No. 1 of 1
Mailed: 06/10/2013	Due Date: 07/31/2013
Invoice Number: 7704	Revision: 0

NOTICE

The MWD Administrative Code Section 4507 and 4508 require that payment must be made in "Good Funds" by the due date or the payment will be considered delinquent and an additional charge shall be assessed.

DELIVERIES

	Volume (AF)
Total Water Treated Delivered	10,610.8
Total Water Untreated Delivered	37,069.4

SALES

	Type	Volume (AF)	Rate (\$ /AF)	Total (\$)
Full Service	Tier 1 Supply Rate	32,906.7	\$140.00	\$4,606,938.00
	System Access Rate	32,906.7	\$223.00	\$7,338,194.10
	Water Stewardship Rate	32,906.7	\$41.00	\$1,349,174.70
	System Power Rate	32,906.7	\$189.00	\$6,219,366.30
	Treatment Surcharge	10,645.6	\$254.00	\$2,703,982.40
SUBTOTAL				\$22,217,655.50

WATER MANAGEMENT

	Volume (AF)	Total (\$)
Local Resource Programs	4,462.4	(\$319,231.20)
SUBTOTAL		(\$319,231.20)

EXCHANGES, WHEELING, AND OTHER DELIVERIES

IID San Diego Exchange UnTreated	14,808.3	\$6,708,159.90
		\$6,708,159.90

OTHER CHARGES AND CREDITS

	Rate (\$ /AF)	
Conservation Credit	\$2,929.95	
SUBTOTAL		\$2,929.95

ADDITIONAL INFORMATION

	Volume (AF)	Tier1 %	Peak Day	Flow (CFS)
Tier 1 Annual Limit (For Current Calendar Year)	393,542.0			
Tier 1 YTD Deliveries (For Current Calendar Year)	97,061.7	25.0		
Tier 1 Current Month Deliveries	32,906.7			
Capacity Charge			8/27/2009	1,055.3

INVOICE TOTAL


Volume AF

37,369.1

Amount Now Due

\$28,609,514.15

Note: Amount Due is based on highlighted fields.



MWD
METROPOLITAN WATER DISTRICT OF SOUTHERN CALIFORNIA
 700 North Alameda Street
 Los Angeles, CA, 90012-2944

INVOICE DETAIL

NOTICE

The MWD Administrative Code Section 4507 and 4508 require that payment must be made in "Good Funds" by the due date or the payment will be considered delinquent and an additional charge shall be assessed.

IN ACCORDANCE WITH READINGS AND BILLING DATA LISTED BELOW

Agency Name	Invoice No.	Rev.	Bill Period	Page No.	Mailed On	Due On
San Diego County Water Authority	7704	0	May 2013	1 of 6	06-10-13	07-31-13

Meter No CM-10

Treated	Constant	Previous Reading	Current Reading	Volume (Cu. Ft.)	Rate Desc.
Treated Domestic		0	0	0	Unbundled

--- ADJUSTMENT ---

	Rate Per AF	Volume AF	Amount
May 2013 ADJ OC TO SD TRANSFER	847.00	34.8	29,475.60
Adjustment Subtotal		34.8	29,475.60
CM-10 Total		34.8	29,475.60

Meter No SD-01A

Treated Domestic	Constant	Previous Reading	Current Reading	Volume (Cu. Ft.)	Rate Desc.
Rainbow Cyn. Rd. e/o Frontage Rd.	1,000	28120003	28214257	94254000	Unbundled

--- DELIVERIES ---

	Rate Per AF	Volume AF	Amount
Tier 1 Supply Rate	140.00	2,163.8	302,932.00
System Access Rate	223.00	2,163.8	482,527.40
Water Stewardship Rate	41.00	2,163.8	88,715.80
System Power Rate	189.00	2,163.8	408,958.20
Treatment Surcharge	254.00	2,163.8	549,605.20
Delivery Subtotal		2,163.8	1,832,738.60
SD-01A Total		2,163.8	1,832,738.60

Meter No SD-01B

Treated Domestic	Constant	Previous Reading	Current Reading	Volume (Cu. Ft.)	Rate Desc.
Rainbow Cyn. Rd. e/o Frontage Rd.	1,000	27565303	27652494	87191000	Unbundled

--- DELIVERIES ---

	Rate Per AF	Volume AF	Amount
Tier 1 Supply Rate	140.00	2,001.6	280,224.00
System Access Rate	223.00	2,001.6	446,356.80
Water Stewardship Rate	41.00	2,001.6	82,065.60
System Power Rate	189.00	2,001.6	378,302.40
Treatment Surcharge	254.00	2,001.6	508,406.40
Delivery Subtotal		2,001.6	1,695,355.20
SD-01B Total		2,001.6	1,695,355.20

Meter No SD-02

Treated Domestic	Constant	Previous Reading	Current Reading	Volume (Cu. Ft.)	Rate Desc.
w/o Rainbow Glen Rd.	100	28893795	29027701	13390600	Unbundled

Agency Name	Invoice No.	Rev.	Bill Period	Page No.	Mailed On	Due On
San Diego County Water Authority	7704	0	May 2013	2 of 6	06-10-13	07-31-13

--- DELIVERIES ---

	Rate Per AF	Volume AF	Amount
Tier 1 Supply Rate	140.00	307.4	43,036.00
System Access Rate	223.00	307.4	68,550.20
Water Stewardship Rate	41.00	307.4	12,603.40
System Power Rate	189.00	307.4	58,098.60
Treatment Surcharge	254.00	307.4	78,079.60
May 2013, meter under 10% flow Tier 1 supply rate	140.00	1.3	182.00
May 2013, meter under 10% flow System access rate	223.00	1.3	289.90
May 2013, meter under 10% flow Water stewardship rate	41.00	1.3	53.30
May 2013, meter under 10% flow System power rate	189.00	1.3	245.70
May 2013, meter under 10% flow Treatment surcharge	254.00	1.3	330.20
Delivery Subtotal		308.7	261,468.90
SD-02 Total		308.7	261,468.90

Meter No SD-03

Untreated Domestic	Constant	Previous Reading	Current Reading	Volume (Cu. Ft.)	Rate Desc.
Rainbow Cyn. Rd. e/o Frontage Rd.	1,000	95555027	96147979	592952000	Unbundled

--- DELIVERIES ---

	Rate Per AF	Volume AF	Amount
Tier 1 Supply Rate	140.00	13,612.3	1,905,722.00
System Access Rate	223.00	13,612.3	3,035,542.90
Water Stewardship Rate	41.00	13,612.3	558,104.30
System Power Rate	189.00	13,612.3	2,572,724.70
Delivery Subtotal		13,612.3	8,072,093.90
SD-03 Total		13,612.3	8,072,093.90

Meter No SD-05

Treated Domestic	Constant	Previous Reading	Current Reading	Volume (Cu. Ft.)	Rate Desc.
s/o Reche Rd. w/o Wilt Rd.	100	11846420	11951632	10521200	Unbundled

--- DELIVERIES ---

	Rate Per AF	Volume AF	Amount
Tier 1 Supply Rate	140.00	241.5	33,810.00
System Access Rate	223.00	241.5	53,854.50
Water Stewardship Rate	41.00	241.5	9,901.50
System Power Rate	189.00	241.5	45,643.50
Treatment Surcharge	254.00	241.5	61,341.00
Delivery Subtotal		241.5	204,550.50
SD-05 Total		241.5	204,550.50

Meter No SD-07

Treated Domestic	Constant	Previous Reading	Current Reading	Volume (Cu. Ft.)	Rate Desc.
e/o Wilt Rd. n/o Dos Ninos Ave.	1,000	120188365	120422660	234295000	Unbundled

--- DELIVERIES ---

	Rate Per AF	Volume AF	Amount
Tier 1 Supply Rate	140.00	5,378.7	753,018.00
System Access Rate	223.00	5,378.7	1,199,450.10
Water Stewardship Rate	41.00	5,378.7	220,526.70
System Power Rate	189.00	5,378.7	1,016,574.30
Treatment Surcharge	254.00	5,378.7	1,366,189.80
Delivery Subtotal		5,378.7	4,555,758.90
SD-07 Total		5,378.7	4,555,758.90

Agency Name	Invoice No.	Rev.	Bill Period	Page No.	Mailed On	Due On
San Diego County Water Authority	7704	0	May 2013	3 of 6	06-10-13	07-31-13

Meter No SD-08

Treated Domestic	Constant	Previous Reading	Current Reading	Volume (Cu. Ft.)	Rate Desc.
n/o Red Mtn. n/o Mission Rd.	100	41859007	42003511	14450400	Unbundled

--- DELIVERIES ---

	Rate Per AF	Volume AF	Amount
Tier 1 Supply Rate	140.00	331.7	46,438.00
System Access Rate	223.00	331.7	73,969.10
Water Stewardship Rate	41.00	331.7	13,599.70
System Power Rate	189.00	331.7	62,691.30
Treatment Surcharge	254.00	331.7	84,251.80
Delivery Subtotal		331.7	280,949.90
SD-08 Total		331.7	280,949.90

Meter No SD-09

Treated Domestic	Constant	Previous Reading	Current Reading	Volume (Cu. Ft.)	Rate Desc.
w/o Rainbow Glen. Rd. n/o Red Mtn.	100	9728592	9809087	8049500	Unbundled

--- DELIVERIES ---

	Rate Per AF	Volume AF	Amount
Tier 1 Supply Rate	140.00	184.8	25,872.00
System Access Rate	223.00	184.8	41,210.40
Water Stewardship Rate	41.00	184.8	7,576.80
System Power Rate	189.00	184.8	34,927.20
Treatment Surcharge	254.00	184.8	46,939.20
Delivery Subtotal		184.8	156,525.60
SD-09 Total		184.8	156,525.60

Meter No SD-11

Untreated Domestic	Constant	Previous Reading	Current Reading	Volume (Cu. Ft.)	Rate Desc.
e/o Wilt Rd. n/o Dos Ninos Ave.	10,000	18200743	18302922	1021790000	Unbundled

--- DELIVERIES ---

	Rate Per AF	Volume AF	Amount
Tier 1 Supply Rate	140.00	23,457.1	3,283,994.00
System Access Rate	223.00	23,457.1	5,230,933.30
Water Stewardship Rate	41.00	23,457.1	961,741.10
System Power Rate	189.00	23,457.1	4,433,391.90
Delivery Subtotal		23,457.1	13,910,060.30

--- ADJUSTMENT ---

	Rate Per AF	Volume AF	Amount
May 2013 ADJ EXCH IID TO SDCWA	593.00	-14,808.3	-8,781,321.90
May 2013 ADJ EXCH IID TO SDCWA (San Diego CWA)	453.00		6,708,159.90
Adjustment Subtotal		-14,808.3	-2,073,162.00
SD-11 Total		8,648.8	11,836,898.30

Meter No SD-DS1

Desalted	Constant	Previous Reading	Current Reading	Volume (Cu. Ft.)	Rate Desc.
Desalted		N/A	N/A	N/A	Unbundled

--- ADJUSTMENT ---

	Rate Per AF	Volume AF	Amount
Jul 2011 LPPDS	767.00	413.3	317,001.10
Jul 2011 LPPDS	767.00	413.3	-317,001.10
Aug 2011 LPPDS	767.00	408.1	313,012.70
Aug 2011 LPPDS	767.00	408.1	-313,012.70
Sep 2011 LPPDS	767.00	384.4	294,834.80
Sep 2011 LPPDS	767.00	384.4	-294,834.80
Oct 2011 LPPDS	767.00	365.5	280,338.50

Agency Name	Invoice No.	Rev.	Bill Period	Page No.	Mailed On	Due On
San Diego County Water Authority	7704	0	May 2013	4 of 6	06-10-13	07-31-13

--- ADJUSTMENT ---

	Rate Per AF	Volume AF	Amount
Oct 2011 LPPDS	767.00	365.5	-280,338.50
Nov 2011 LPPDS	767.00	333.2	255,564.40
Nov 2011 LPPDS	767.00	333.2	-255,564.40
Dec 2011 LPPDS	767.00	288.9	221,586.30
Dec 2011 LPPDS	767.00	288.9	-221,586.30
May 2013 LPPDS	858.00	345.9	296,782.20
May 2013 LPPDS	858.00	345.9	-296,782.20
Adjustment Subtotal		5,078.6	0.00
SD-DS1 Total		5,078.6	0.00

Meter No SD-GRP1

Recovered	Constant	Previous Reading	Current Reading	Volume (Cu. Ft.)	Rate Desc.
Recovered Greenbelt		N/A	N/A	N/A	Unbundled

--- ADJUSTMENT ---

	Rate Per AF	Volume AF	Amount
May 2013 GRP	858.00	266.1	228,313.80
May 2013 GRP	858.00		-228,313.80
Adjustment Subtotal		266.1	0.00
SD-GRP1 Total		266.1	0.00

Meter No SD-RCL1

Reclaimed	Constant	Previous Reading	Current Reading	Volume (Cu. Ft.)	Rate Desc.
Reclaimed		N/A	N/A	N/A	Unbundled

--- ADJUSTMENT ---

	Rate Per AF	Volume AF	Amount
Apr 2013 LRP Contribution	250.00	63.4	-15,850.00
Adjustment Subtotal		63.4	-15,850.00
SD-RCL1 Total		63.4	-15,850.00

Meter No SD-RCL10

Reclaimed	Constant	Previous Reading	Current Reading	Volume (Cu. Ft.)	Rate Desc.
Reclaimed		N/A	N/A	N/A	Unbundled

--- ADJUSTMENT ---

	Rate Per AF	Volume AF	Amount
Apr 2013 LRP Contribution	250.00	465.9	-116,475.00
Adjustment Subtotal		465.9	-116,475.00
SD-RCL10 Total		465.9	-116,475.00

Meter No SD-RCL12

Reclaimed	Constant	Previous Reading	Current Reading	Volume (Cu. Ft.)	Rate Desc.
Reclaimed		N/A	N/A	N/A	Unbundled

--- ADJUSTMENT ---

	Rate Per AF	Volume AF	Amount
Apr 2013 LRP Contribution	250.00	47.4	-11,850.00
Adjustment Subtotal		47.4	-11,850.00
SD-RCL12 Total		47.4	-11,850.00

Agency Name	Invoice No.	Rev.	Bill Period	Page No.	Mailed On	Due On
San Diego County Water Authority	7704	0	May 2013	5 of 6	06-10-13	07-31-13

Meter No SD-RCL13

Reclaimed	Constant	Previous Reading	Current Reading	Volume (Cu. Ft.)	Rate Desc.
Reclaimed		N/A	N/A	N/A	Unbundled

--- ADJUSTMENT ---

	Rate Per AF	Volume AF	Amount
May 2013 Contribution	250.00	165.7	-41,425.00
Adjustment Subtotal		165.7	-41,425.00
SD-RCL13 Total		165.7	-41,425.00

Meter No SD-RCL15

Reclaimed	Constant	Previous Reading	Current Reading	Volume (Cu. Ft.)	Rate Desc.
Reclaimed		N/A	N/A	N/A	Unbundled

--- ADJUSTMENT ---

	Rate Per AF	Volume AF	Amount
Apr 2013 Contribution	150.00	98.5	-14,775.00
May 2013 Contribution	150.00	197.2	-29,580.00
Adjustment Subtotal		295.7	-44,355.00
SD-RCL15 Total		295.7	-44,355.00

Meter No SD-RCL6

Reclaimed	Constant	Previous Reading	Current Reading	Volume (Cu. Ft.)	Rate Desc.
Reclaimed		N/A	N/A	N/A	Unbundled

--- ADJUSTMENT ---

	Rate Per AF	Volume AF	Amount
Apr 2013 LRP Contribution	185.00	305.8	-56,573.00
Adjustment Subtotal		305.8	-56,573.00
SD-RCL6 Total		305.8	-56,573.00

Meter No SD-RCL8

Reclaimed	Constant	Previous Reading	Current Reading	Volume (Cu. Ft.)	Rate Desc.
Reclaimed		N/A	N/A	N/A	Unbundled

--- ADJUSTMENT ---

	Rate Per AF	Volume AF	Amount
Apr 2013 LRP Contribution	100.00	287.3	-28,730.00
Adjustment Subtotal		287.3	-28,730.00
SD-RCL8 Total		287.3	-28,730.00

Meter No SD-RCL9

Reclaimed	Constant	Previous Reading	Current Reading	Volume (Cu. Ft.)	Rate Desc.
Reclaimed		N/A	N/A	N/A	Unbundled

--- ADJUSTMENT ---

	Rate Per AF	Volume AF	Amount
May 2013 LPPRE	113.00	25.8	2,915.40
May 2013 LPPRE	267.00		-6,888.60
Adjustment Subtotal		25.8	-3,973.20
SD-RCL9 Total		25.8	-3,973.20

Agency Name	Invoice No.	Rev.	Bill Period	Page No.	Mailed On	Due On
San Diego County Water Authority	7704	0	May 2013	6 of 6	06-10-13	07-31-13

Meter No SDTJ-01A

Treated Domestic	Constant	Previous Reading	Current Reading	Volume (Cu. Ft.)	Rate Desc.
San Diego-Tijuana	133.68	3424339	3424339	0	Unbundled

--- DELIVERIES ---


	Rate Per AF	Volume AF	Amount
Delivery Subtotal		0.0	0.00
SDTJ-01A Total		0.0	0.00

--- OTHER CHARGES AND CREDITS ---

	Amount
Conservation Ag.# 66654	1,800.00
Conservation Ag.# 78189	1,129.95

VOLUME TOTAL	INVOICE TOTAL
39,908.4	\$28,609,514.15

This invoice was printed on 12/4/2013 at 3:26:54PM



THE METROPOLITAN WATER DISTRICT
of SOUTHERN CALIFORNIA
700 North Alameda Street
Los Angeles, CA 90012-2944
<http://www.mwdh2o.com/>

INVOICE

Billed To:
San Diego County Water Authority



Service Address
4677 Overland Ave.
San Diego, CA 92123-1233

June 2013	Page No. 1 of 1
Mailed: 07/10/2013	Due Date: 08/30/2013
Invoice Number: 7732	Revision: 0

NOTICE

The MWD Administrative Code Section 4507 and 4508 require that payment must be made in "Good Funds" by the due date or the payment will be considered delinquent and an additional charge shall be assessed.

DELIVERIES	Volume (AF)
Total Water Treated Delivered	11,484.8
Total Water Untreated Delivered	37,483.8

SALES	Type	Volume (AF)	Rate (\$ /AF)	Total (\$)
Full Service	Tier 1 Supply Rate	34,201.2	\$140.00	\$4,788,168.00
	System Access Rate	34,201.2	\$223.00	\$7,626,867.60
	Water Stewardship Rate	34,201.2	\$41.00	\$1,402,249.20
	System Power Rate	34,201.2	\$189.00	\$6,464,026.80
	Treatment Surcharge	11,525.7	\$254.00	\$2,927,527.80
Adjust Full Service Prior Rates				
Certification(s) for 201201 to 201212 for Domestic	Untreated	86.0	\$560.00	\$48,160.00
Certification(s) for 201101 to 201112 for Domestic	Untreated	-17,662.8	\$527.00	(\$9,308,295.60)
		940.8		\$384,787.20
	SUBTOTAL			\$14,333,491.00

WATER MANAGEMENT	Volume (AF)	Total (\$)
Local Resource Programs	1,851.0	(\$273,828.90)
	SUBTOTAL	(\$273,828.90)

EXCHANGES, WHEELING, AND OTHER DELIVERIES	Volume (AF)	Total (\$)
IID San Diego Exchange UnTreated	31,444.3	\$12,894,687.90
		\$12,894,687.90

OTHER CHARGES AND CREDITS	Rate (\$ /AF)	Total (\$)
Conservation Credit		(\$91,607.65)
	SUBTOTAL	(\$91,607.65)

ADDITIONAL INFORMATION	Volume (AF)	Tier1 %	Peak Day	Flow (CFS)
Tier 1 Annual Limit (For Current Calendar Year)	393,542.0			
Tier 1 YTD Deliveries (For Current Calendar Year)	131,262.9	33.0		
Tier 1 Current Month Deliveries	34,201.2			
Capacity Charge			8/27/2009	1,055.3

INVOICE TOTAL


Volume AF

19,416.2

Amount Now Due

\$26,862,742.35

Note: Amount Due is based on highlighted fields.



MWD
METROPOLITAN WATER DISTRICT OF SOUTHERN CALIFORNIA
 700 North Alameda Street
 Los Angeles, CA, 90012-2944

INVOICE DETAIL

NOTICE

The MWD Administrative Code Section 4507 and 4508 require that payment must be made in "Good Funds" by the due date or the payment will be considered delinquent and an additional charge shall be assessed.

IN ACCORDANCE WITH READINGS AND BILLING DATA LISTED BELOW

Agency Name	Invoice No.	Rev.	Bill Period	Page No.	Mailed On	Due On
San Diego County Water Authority	7732	0	June 2013	1 of 6	07-10-13	08-30-13

Meter No CM-10

Treated	Constant	Previous Reading	Current Reading	Volume (Cu. Ft.)	Rate Desc.
Treated Domestic		0	0	0	Unbundled

--- ADJUSTMENT ---

	Rate Per AF	Volume AF	Amount
Jun 2013 ADJ OC TO SD TRANSFER	847.00	40.9	34,642.30
Adjustment Subtotal		40.9	34,642.30
CM-10 Total		40.9	34,642.30

Meter No SD-01A

Treated Domestic	Constant	Previous Reading	Current Reading	Volume (Cu. Ft.)	Rate Desc.
Rainbow Cyn. Rd. e/o Frontage Rd.	1,000	28214257	28330150	115893000	Unbundled

--- DELIVERIES ---

	Rate Per AF	Volume AF	Amount
Tier 1 Supply Rate	140.00	2,660.5	372,470.00
System Access Rate	223.00	2,660.5	593,291.50
Water Stewardship Rate	41.00	2,660.5	109,080.50
System Power Rate	189.00	2,660.5	502,834.50
Treatment Surcharge	254.00	2,660.5	675,767.00
Delivery Subtotal		2,660.5	2,253,443.50
SD-01A Total		2,660.5	2,253,443.50

Meter No SD-01B

Treated Domestic	Constant	Previous Reading	Current Reading	Volume (Cu. Ft.)	Rate Desc.
Rainbow Cyn. Rd. e/o Frontage Rd.	1,000	27652494	27767175	114681000	Unbundled

--- DELIVERIES ---

	Rate Per AF	Volume AF	Amount
Tier 1 Supply Rate	140.00	2,632.7	368,578.00
System Access Rate	223.00	2,632.7	587,092.10
Water Stewardship Rate	41.00	2,632.7	107,940.70
System Power Rate	189.00	2,632.7	497,580.30
Treatment Surcharge	254.00	2,632.7	668,705.80
Delivery Subtotal		2,632.7	2,229,896.90
SD-01B Total		2,632.7	2,229,896.90

Meter No SD-02

Treated Domestic	Constant	Previous Reading	Current Reading	Volume (Cu. Ft.)	Rate Desc.
w/o Rainbow Glen Rd.	100	29027701	29181461	15376000	Unbundled

Agency Name	Invoice No.	Rev.	Bill Period	Page No.	Mailed On	Due On
San Diego County Water Authority	7732	0	June 2013	2 of 6	07-10-13	08-30-13

--- DELIVERIES ---

	Rate Per AF	Volume AF	Amount
Tier 1 Supply Rate	140.00	353.0	49,420.00
System Access Rate	223.00	353.0	78,719.00
Water Stewardship Rate	41.00	353.0	14,473.00
System Power Rate	189.00	353.0	66,717.00
Treatment Surcharge	254.00	353.0	89,662.00
Delivery Subtotal		353.0	298,991.00
SD-02 Total		353.0	298,991.00

Meter No SD-03

Untreated Domestic	Constant	Previous Reading	Current Reading	Volume (Cu. Ft.)	Rate Desc.
Rainbow Cyn. Rd. e/o Frontage Rd.	1,000	96147979	96849180	701201000	Unbundled

--- DELIVERIES ---

	Rate Per AF	Volume AF	Amount
Tier 1 Supply Rate	140.00	16,097.4	2,253,636.00
System Access Rate	223.00	16,097.4	3,589,720.20
Water Stewardship Rate	41.00	16,097.4	659,993.40
System Power Rate	189.00	16,097.4	3,042,408.60
Delivery Subtotal		16,097.4	9,545,758.20

--- ADJUSTMENT ---

	Rate Per AF	Volume AF	Amount
Jul 2011 adj basic to repl voided (City of San Diego)	409.00	-6,554.4	-2,680,749.60
Jul 2011 adj basic to repl voided	527.00	6,554.4	3,454,168.80
Jul 2011 adj basic to repl (City of San Diego)	409.00	6,301.4	2,577,272.60
Jul 2011 adj basic to repl	527.00	-6,301.4	-3,320,837.80
Aug 2011 adj basic to repl voided	527.00	5,827.4	3,071,039.80
Aug 2011 adj basic to repl voided (City of San Diego)	409.00	-5,827.4	-2,383,406.60
Aug 2011 adj basic to repl (City of San Diego)	409.00	6,240.9	2,552,528.10
Aug 2011 adj basic to repl	527.00	-6,240.9	-3,288,954.30
Sep 2011 adj basic to repl voided (Helix)	409.00	-1,527.0	-624,543.00
Sep 2011 adj basic to repl voided	527.00	1,527.0	804,729.00
Sep 2011 adj basic to repl (Helix)	409.00	1,345.5	550,309.50
Sep 2011 adj basic to repl	527.00	-1,345.5	-709,078.50
Sep 2011 adj basic to repl voided (City of San Diego)	409.00	-5,340.9	-2,184,428.10
Sep 2011 adj basic to repl voided	527.00	5,340.9	2,814,654.30
Sep 2011 adj basic to repl (City of San Diego)	409.00	6,146.2	2,513,795.80
Sep 2011 adj basic to repl	527.00	-6,146.2	-3,239,047.40
Sep 2011 adj basic to repl voided (San Diego CWA)	409.00	-2,564.1	-1,048,716.90
Sep 2011 adj basic to repl voided	527.00	2,564.1	1,351,280.70
Sep 2011 adj basic to repl (San Diego CWA)	409.00	2,720.6	1,112,725.40
Sep 2011 adj basic to repl	527.00	-2,720.6	-1,433,756.20
Dec 2011 ADJ EXCH IID TO SDCWA [CY11 2,265 AF Add'l C.Canal wtr] VOIDED	527.00	2,265.0	1,193,655.00
Dec 2011 ADJ EXCH IID TO SDCWA [CY11 2,265 AF Add'l C.Canal wtr] VOIDED (San Diego CWA)	372.00		-842,580.00
Dec 2011 ADJ EXCH IID TO SDCWA (CY12 16,722 AF Conserved Wtr)	527.00	-3,266.0	-1,721,182.00
Dec 2011 ADJ EXCH IID TO SDCWA (CY12 16,722 AF Conserved Wtr) (San Diego CWA)	372.00		1,214,952.00
Adjustment Subtotal		-1,001.0	-266,169.40
SD-03 Total		15,096.4	9,279,588.80

Meter No SD-05

Treated Domestic	Constant	Previous Reading	Current Reading	Volume (Cu. Ft.)	Rate Desc.
s/o Reche Rd. w/o Wilt Rd.	100	11951632	12072455	12082300	Unbundled

--- DELIVERIES ---

	Rate Per AF	Volume AF	Amount
Tier 1 Supply Rate	140.00	277.4	38,836.00
System Access Rate	223.00	277.4	61,860.20
Water Stewardship Rate	41.00	277.4	11,373.40
System Power Rate	189.00	277.4	52,428.60
Treatment Surcharge	254.00	277.4	70,459.60
SD-05 Total		277.4	234,957.80

Agency Name	Invoice No.	Rev.	Bill Period	Page No.	Mailed On	Due On
San Diego County Water Authority	7732	0	June 2013	3 of 6	07-10-13	08-30-13

Meter No SD-07

Treated Domestic	Constant	Previous Reading	Current Reading	Volume (Cu. Ft.)	Rate Desc.
e/o Wilt Rd. n/o Dos Ninos Ave.	1,000	120422660	120646941	224281000	Unbundled

--- DELIVERIES ---

	Rate Per AF	Volume AF	Amount
Tier 1 Supply Rate	140.00	5,148.8	720,832.00
System Access Rate	223.00	5,148.8	1,148,182.40
Water Stewardship Rate	41.00	5,148.8	211,100.80
System Power Rate	189.00	5,148.8	973,123.20
Treatment Surcharge	254.00	5,148.8	1,307,795.20
Delivery Subtotal		5,148.8	4,361,033.60
SD-07 Total		5,148.8	4,361,033.60

Meter No SD-08

Treated Domestic	Constant	Previous Reading	Current Reading	Volume (Cu. Ft.)	Rate Desc.
n/o Red Mtn. n/o Mission Rd.	100	42003511	42097487	9397600	Unbundled

--- DELIVERIES ---

	Rate Per AF	Volume AF	Amount
Tier 1 Supply Rate	140.00	215.7	30,198.00
System Access Rate	223.00	215.7	48,101.10
Water Stewardship Rate	41.00	215.7	8,843.70
System Power Rate	189.00	215.7	40,767.30
Treatment Surcharge	254.00	215.7	54,787.80
Jun 2013, meter under 10% flow Tier 1 supply rate	140.00	4.5	630.00
Jun 2013, meter under 10% flow System access rate	223.00	4.5	1,003.50
Jun 2013, meter under 10% flow Water stewardship rate	41.00	4.5	184.50
Jun 2013, meter under 10% flow System power rate	189.00	4.5	850.50
Jun 2013, meter under 10% flow Treatment surcharge	254.00	4.5	1,143.00
Delivery Subtotal		220.2	186,509.40
SD-08 Total		220.2	186,509.40

Meter No SD-09

Treated Domestic	Constant	Previous Reading	Current Reading	Volume (Cu. Ft.)	Rate Desc.
w/o Rainbow Glen. Rd. n/o Red Mtn.	100	9809087	9892807	8372000	Unbundled

--- DELIVERIES ---

	Rate Per AF	Volume AF	Amount
Tier 1 Supply Rate	140.00	192.2	26,908.00
System Access Rate	223.00	192.2	42,860.60
Water Stewardship Rate	41.00	192.2	7,880.20
System Power Rate	189.00	192.2	36,325.80
Treatment Surcharge	254.00	192.2	48,818.80
SD-09 Total		192.2	162,793.40

Meter No SD-11

Untreated Domestic	Constant	Previous Reading	Current Reading	Volume (Cu. Ft.)	Rate Desc.
e/o Wilt Rd. n/o Dos Ninos Ave.	10,000	18302922	18396081	931590000	Unbundled

--- DELIVERIES ---

	Rate Per AF	Volume AF	Amount
Tier 1 Supply Rate	140.00	21,386.4	2,994,096.00
System Access Rate	223.00	21,386.4	4,769,167.20
Water Stewardship Rate	41.00	21,386.4	876,842.40
System Power Rate	189.00	21,386.4	4,042,029.60
Delivery Subtotal		21,386.4	12,682,135.20

--- ADJUSTMENT ---

	Rate Per AF	Volume AF	Amount
Oct 2011 ADJ REVISED EXCH IID TO SDCWA [CY11 16,722 AF shortfall] VOIDED	527.00	9,753.1	5,139,883.70
Oct 2011 ADJ REVISED EXCH IID TO SDCWA [CY11 16,722 AF shortfall] VOIDED (San Diego CWA	372.00		-3,628,153.20

Agency Name	Invoice No.	Rev.	Bill Period	Page No.	Mailed On	Due On
San Diego County Water Authority	7732	0	June 2013	4 of 6	07-10-13	08-30-13

--- ADJUSTMENT ---

	Rate Per AF	Volume AF	Amount
Oct 2011 ADJ EXCH IID TO SDCWA (CY12 16,722 AF Conserved Wtr)	527.00	-13,141.7	-6,925,675.90
Oct 2011 ADJ EXCH IID TO SDCWA (CY12 16,722 AF Conserved Wtr) (San Diego CWA)	372.00		4,888,712.40
Nov 2011 ADJ REVISED EXCH IID TO SDCWA [CY11 16,722 AF shortfall] VOIDED	527.00	6,474.9	3,412,272.30
Nov 2011 ADJ REVISED EXCH IID TO SDCWA [CY11 16,722 AF shortfall] VOIDED (San Diego CWA)	372.00		-2,408,662.80
Nov 2011 ADJ EXCH IID TO SDCWA (CY12 16,722 AF Conserved Wtr)	527.00	-13,141.6	-6,925,623.20
Nov 2011 ADJ EXCH IID TO SDCWA (CY12 16,722 AF Conserved Wtr) (San Diego CWA)	372.00		4,888,675.20
Dec 2011 ADJ REVISED EXCH IID TO SDCWA [CY11 16,722 AF shortfall] VOIDED	527.00	6,475.0	3,412,325.00
Dec 2011 ADJ REVISED EXCH IID TO SDCWA [CY11 16,722 AF shortfall] VOIDED (San Diego CWA)	372.00		-2,408,700.00
Dec 2011 ADJ EXCH IID TO SDCWA (CY12 16,722 AF Conserved Wtr)	527.00	-12,140.7	-6,398,148.90
Dec 2011 ADJ EXCH IID TO SDCWA (CY12 16,722 AF Conserved Wtr) (San Diego CWA)	372.00		4,516,340.40
Dec 2012 ADJ IID TO SDCWA EXCHANGE VOIDED	560.00	13,975.0	7,826,000.00
Dec 2012 ADJ IID TO SDCWA EXCHANGE VOIDED (San Diego CWA)	396.00		-5,534,100.00
Dec 2012 ADJ EXCH IID TO SDCWA [86AF reduction Coachella Canal Lining Proj]	560.00	-13,889.0	-7,777,840.00
Dec 2012 ADJ EXCH IID TO SDCWA [86AF reduction Coachella Canal Lining Proj] (San Diego CWA)	396.00		5,500,044.00
Jun 2013 ADJ EXCH IID TO SDCWA	593.00	-14,808.3	-8,781,321.90
Jun 2013 ADJ EXCH IID TO SDCWA (San Diego CWA)	453.00		6,708,159.90
Adjustment Subtotal		-30,443.3	-4,495,813.00
SD-11 Total		-9,056.9	8,186,322.20

Meter No SD-DS1

Desalted	Constant	Previous Reading	Current Reading	Volume (Cu. Ft.)	Rate Desc.
Desalted		N/A	N/A	N/A	Unbundled

--- ADJUSTMENT ---

	Rate Per AF	Volume AF	Amount
Jun 2013 LPPDS	858.00	169.5	-145,431.00
Jun 2013 LPPDS	858.00	169.5	145,431.00
Adjustment Subtotal		339.0	0.00
SD-DS1 Total		339.0	0.00

Meter No SD-GRP1

Recovered	Constant	Previous Reading	Current Reading	Volume (Cu. Ft.)	Rate Desc.
Recovered Greenbelt		N/A	N/A	N/A	Unbundled

--- ADJUSTMENT ---

	Rate Per AF	Volume AF	Amount
Jun 2013 GRP	858.00	255.7	219,390.60
Jun 2013 GRP	858.00		-219,390.60
Adjustment Subtotal		255.7	0.00
SD-GRP1 Total		255.7	0.00

Meter No SD-RCL1

Reclaimed	Constant	Previous Reading	Current Reading	Volume (Cu. Ft.)	Rate Desc.
Reclaimed		N/A	N/A	N/A	Unbundled

--- ADJUSTMENT ---

	Rate Per AF	Volume AF	Amount
May 2013 LRP Contribution	250.00	72.8	-18,200.00
Adjustment Subtotal		72.8	-18,200.00
SD-RCL1 Total		72.8	-18,200.00

Meter No SD-RCL10

Reclaimed	Constant	Previous Reading	Current Reading	Volume (Cu. Ft.)	Rate Desc.
Reclaimed		N/A	N/A	N/A	Unbundled

Agency Name	Invoice No.	Rev.	Bill Period	Page No.	Mailed On	Due On
San Diego County Water Authority	7732	0	June 2013	5 of 6	07-10-13	08-30-13

--- ADJUSTMENT ---

	Rate Per AF	Volume AF	Amount
May 2013 LRP Contribution	250.00	495.9	-123,975.00
Adjustment Subtotal		495.9	-123,975.00
SD-RCL10 Total		495.9	-123,975.00

Meter No SD-RCL12

Reclaimed	Constant	Previous Reading	Current Reading	Volume (Cu. Ft.)	Rate Desc.
Reclaimed		N/A	N/A	N/A	Unbundled

--- ADJUSTMENT ---

	Rate Per AF	Volume AF	Amount
May 2013 LRP Contribution	250.00	38.3	-9,575.00
Jun 2013 LRP Contribution	250.00	52.4	-13,100.00
Adjustment Subtotal		90.7	-22,675.00
SD-RCL12 Total		90.7	-22,675.00

Meter No SD-RCL6

Reclaimed	Constant	Previous Reading	Current Reading	Volume (Cu. Ft.)	Rate Desc.
Reclaimed		N/A	N/A	N/A	Unbundled

--- ADJUSTMENT ---

	Rate Per AF	Volume AF	Amount
May 2013 LRP Contribution	185.00	360.7	-66,729.50
Adjustment Subtotal		360.7	-66,729.50
SD-RCL6 Total		360.7	-66,729.50

Meter No SD-RCL8

Reclaimed	Constant	Previous Reading	Current Reading	Volume (Cu. Ft.)	Rate Desc.
Reclaimed		N/A	N/A	N/A	Unbundled

--- ADJUSTMENT ---

	Rate Per AF	Volume AF	Amount
May 2013 LRP Contribution	100.00	374.6	-37,460.00
Adjustment Subtotal		374.6	-37,460.00
SD-RCL8 Total		374.6	-37,460.00

Meter No SD-RCL9

Reclaimed	Constant	Previous Reading	Current Reading	Volume (Cu. Ft.)	Rate Desc.
		N/A	N/A	N/A	Unbundled

--- ADJUSTMENT ---

	Rate Per AF	Volume AF	Amount
Jun 2013 LPPRE	113.00	31.1	3,514.30
Jun 2013 LPPRE	267.00		-8,303.70
Adjustment Subtotal		31.1	-4,789.40
SD-RCL9 Total		31.1	-4,789.40

Meter No SDTJ-01A

Treated Domestic	Constant	Previous Reading	Current Reading	Volume (Cu. Ft.)	Rate Desc.
San Diego-Tijuana	133.68	3424339	3424339	0	Unbundled

--- DELIVERIES ---

Rate Per AF	Volume AF	Amount
-------------	-----------	--------

Agency Name	Invoice No.	Rev.	Bill Period	Page No.	Mailed On	Due On
San Diego County Water Authority	7732	0	June 2013	6 of 6	07-10-13	08-30-13

Delivery Subtotal	0.0	0.00
-------------------	-----	------

SDTJ-01A Total	0.0	0.00
----------------	-----	------

--- OTHER CHARGES AND CREDITS ---

Amount


Conservation Ag.# 66654	-83,280.00
Conservation Ag.# 78189	-8,327.65

VOLUME TOTAL

INVOICE TOTAL

19,585.7	\$26,862,742.35
----------	-----------------

This invoice was printed on 12/4/2013 at 3:25:48PM



THE METROPOLITAN WATER DISTRICT
of SOUTHERN CALIFORNIA
 700 North Alameda Street
 Los Angeles, CA 90012-2944
<http://www.mwdh2o.com/>

INVOICE

Billed To:
 San Diego County Water Authority



Service Address
 4677 Overland Ave.
 San Diego, CA 92123-1233

July 2013	Page No. 1 of 1
Mailed: 08/09/2013	Due Date: 09/30/2013
Invoice Number: 7760	Revision: 0

NOTICE

The MWD Administrative Code Section 4507 and 4508 require that payment must be made in "Good Funds" by the due date or the payment will be considered delinquent and an additional charge shall be assessed.

DELIVERIES	Volume (AF)
Total Water Treated Delivered	13,095.3
Total Water Untreated Delivered	37,420.0

SALES	Type	Volume (AF)	Rate (\$ /AF)	Total (\$)
Full Service	Tier 1 Supply Rate	35,745.5	\$140.00	\$5,004,370.00
	System Access Rate	35,745.5	\$223.00	\$7,971,246.50
	Water Stewardship Rate	35,745.5	\$41.00	\$1,465,565.50
	System Power Rate	35,745.5	\$189.00	\$6,755,899.50
	Treatment Surcharge	13,133.8	\$254.00	\$3,335,985.20
Adjust Full Service Prior Rates				
Certification(s) for 201201 to 201212 for Domestic	Untreated	-16,722.0	\$560.00	(\$9,364,320.00)
Certification(s) for 201101 to 201112 for Domestic	Untreated	16,722.0	\$527.00	\$8,812,494.00
	SUBTOTAL			\$23,981,240.70

WATER MANAGEMENT	Volume (AF)	Total (\$)
Local Resource Programs	2,873.2	(\$472,760.60)
	SUBTOTAL	(\$472,760.60)

EXCHANGES, WHEELING, AND OTHER DELIVERIES	Volume (AF)	Total (\$)
IID San Diego Exchange UnTreated	14,808.3	\$7,109,487.90
		\$7,109,487.90


OTHER CHARGES AND CREDITS	Rate (\$ /AF)	Total (\$)
Conservation Credit		(\$98,108.74)
	SUBTOTAL	(\$98,108.74)

ADDITIONAL INFORMATION	Volume (AF)	Tier1 %	Peak Day	Flow (CFS)
Tier 1 Annual Limit (For Current Calendar Year)	393,542.0			
Tier 1 YTD Deliveries (For Current Calendar Year)	167,008.4	42.0		
Tier 1 Current Month Deliveries	35,745.5			
Capacity Charge			8/27/2009	1,055.3

INVOICE TOTAL

Volume AF	Amount Now Due
38,618.7	\$30,519,859.26

Note: Amount Due is based on highlighted fields



MWD
METROPOLITAN WATER DISTRICT OF SOUTHERN CALIFORNIA
 700 North Alameda Street
 Los Angeles, CA, 90012-2944

INVOICE DETAIL

NOTICE

The MWD Administrative Code Section 4507 and 4508 require that payment must be made in "Good Funds" by the due date or the payment will be considered delinquent and an additional charge shall be assessed.

IN ACCORDANCE WITH READINGS AND BILLING DATA LISTED BELOW

Agency Name	Invoice No.	Rev.	Bill Period	Page No.	Mailed On	Due On
San Diego County Water Authority	7760	0	July 2013	1 of 6	08-09-13	09-30-13

Meter No CM-10

Treated	Constant	Previous Reading	Current Reading	Volume (Cu. Ft.)	Rate Desc.
Treated Domestic	0	0	0	0	Unbundled

--- ADJUSTMENT ---

	Rate Per AF	Volume AF	Amount
Jul 2013 ADJ OC TO SD TRANSFER	847.00	38.5	32,609.50
Adjustment Subtotal		38.5	32,609.50
CM-10 Total		38.5	32,609.50

Meter No SD-01A

Treated Domestic	Constant	Previous Reading	Current Reading	Volume (Cu. Ft.)	Rate Desc.
Rainbow Cyn. Rd. e/o Frontage Rd.	1,000	28330150	28463777	133627000	Unbundled

--- DELIVERIES ---

	Rate Per AF	Volume AF	Amount
Tier 1 Supply Rate	140.00	3,067.7	429,478.00
System Access Rate	223.00	3,067.7	684,097.10
Water Stewardship Rate	41.00	3,067.7	125,775.70
System Power Rate	189.00	3,067.7	579,795.30
Treatment Surcharge	254.00	3,067.7	779,195.80
Delivery Subtotal		3,067.7	2,598,341.90
SD-01A Total		3,067.7	2,598,341.90

Meter No SD-01B

Treated Domestic	Constant	Previous Reading	Current Reading	Volume (Cu. Ft.)	Rate Desc.
Rainbow Cyn. Rd. e/o Frontage Rd.	1,000	27767175	27900047	132872000	Unbundled

--- DELIVERIES ---

	Rate Per AF	Volume AF	Amount
Tier 1 Supply Rate	140.00	3,050.3	427,042.00
System Access Rate	223.00	3,050.3	680,216.90
Water Stewardship Rate	41.00	3,050.3	125,062.30
System Power Rate	189.00	3,050.3	576,506.70
Treatment Surcharge	254.00	3,050.3	774,776.20
Delivery Subtotal		3,050.3	2,583,604.10
SD-01B Total		3,050.3	2,583,604.10

Meter No SD-02

Treated Domestic	Constant	Previous Reading	Current Reading	Volume (Cu. Ft.)	Rate Desc.
w/o Rainbow Glen Rd.	100	29181461	29373267	19180600	Unbundled

Agency Name	Invoice No.	Rev.	Bill Period	Page No.	Mailed On	Due On
San Diego County Water Authority	7760	0	July 2013	2 of 6	08-09-13	09-30-13

--- DELIVERIES ---

	Rate Per AF	Volume AF	Amount
Tier 1 Supply Rate	140.00	440.3	61,642.00
System Access Rate	223.00	440.3	98,186.90
Water Stewardship Rate	41.00	440.3	18,052.30
System Power Rate	189.00	440.3	83,216.70
Treatment Surcharge	254.00	440.3	111,836.20
Jul 2013, meter under 10% flow Tier 1 supply rate	140.00	0.3	42.00
Jul 2013, meter under 10% flow System access rate	223.00	0.3	66.90
Jul 2013, meter under 10% flow Water stewardship rate	41.00	0.3	12.30
Jul 2013, meter under 10% flow System power rate	189.00	0.3	56.70
Jul 2013, meter under 10% flow Treatment surcharge	254.00	0.3	76.20
Delivery Subtotal		440.6	373,188.20
SD-02 Total		440.6	373,188.20

Meter No SD-03

Untreated Domestic	Constant	Previous Reading	Current Reading	Volume (Cu. Ft.)	Rate Desc.
Rainbow Cyn. Rd. e/o Frontage Rd.	1,000	96849180	97550656	701476000	Unbundled

--- DELIVERIES ---

	Rate Per AF	Volume AF	Amount
Tier 1 Supply Rate	140.00	16,103.7	2,254,518.00
System Access Rate	223.00	16,103.7	3,591,125.10
Water Stewardship Rate	41.00	16,103.7	660,251.70
System Power Rate	189.00	16,103.7	3,043,599.30
Delivery Subtotal		16,103.7	9,549,494.10

--- ADJUSTMENT ---

	Rate Per AF	Volume AF	Amount
Dec 2011 ADJ EXCH IID TO SDCWA [CY11 2,265 AF Add'l C.Canal wtr] Cancelled	527.00	-2,265.0	-1,193,655.00
Dec 2011 ADJ EXCH IID TO SDCWA [CY11 2,265 AF Add'l C.Canal wtr] Cancelled (San Diego CWA	372.00		842,580.00
Dec 2011 ADJ EXCH IID TO SDCWA (CY12 16,722 AF Conserved Wtr) Cancelled	527.00	3,266.0	1,721,182.00
Dec 2011 ADJ EXCH IID TO SDCWA (CY12 16,722 AF Conserved Wtr) Cancelled (San Diego CWA)	372.00		-1,214,952.00
Jan 2012 ADJ EXCH IID TO SDCWA (1/12,CY12 16,722AF CONSERVED WTR)	560.00	-1,393.5	-780,360.00
Jan 2012 ADJ EXCH IID TO SDCWA (1/12,CY12 16,722AF CONSERVED WTR) (San Diego CWA)	396.00		551,826.00
Feb 2012 ADJ EXCH IID TO SDCWA (2/12,CY12 16,722AF CONSERVED WTR)	560.00	-1,393.5	-780,360.00
Feb 2012 ADJ EXCH IID TO SDCWA (2/12,CY12 16,722AF CONSERVED WTR) (San Diego CWA)	396.00		551,826.00
Mar 2012 ADJ EXCH IID TO SDCWA (3/12,CY12 16,722AF CONSERVED WTR)	560.00	-1,393.5	-780,360.00
Mar 2012 ADJ EXCH IID TO SDCWA (3/12,CY12 16,722AF CONSERVED WTR) (San Diego CWA)	396.00		551,826.00
Apr 2012 ADJ EXCH IID TO SDCWA (4/12,CY12 16,722AF CONSERVED WTR)	560.00	-1,393.5	-780,360.00
Apr 2012 ADJ EXCH IID TO SDCWA (4/12,CY12 16,722AF CONSERVED WTR) (San Diego CWA)	396.00		551,826.00
May 2012 ADJ EXCH IID TO SDCWA (5/12,CY12 16,722AF CONSERVED WTR)	560.00	-1,393.5	-780,360.00
May 2012 ADJ EXCH IID TO SDCWA (5/12,CY12 16,722AF CONSERVED WTR) (San Diego CWA)	396.00		551,826.00
Jun 2012 ADJ EXCH IID TO SDCWA (6/12,CY12 16,722AF CONSERVED WTR)	560.00	-1,393.5	-780,360.00
Jun 2012 ADJ EXCH IID TO SDCWA (6/12,CY12 16,722AF CONSERVED WTR) (San Diego CWA)	396.00		551,826.00
Jul 2012 ADJ EXCH IID TO SDCWA (7/12,CY12 16,722AF CONSERVED WTR)	560.00	-1,393.5	-780,360.00
Jul 2012 ADJ EXCH IID TO SDCWA (7/12,CY12 16,722AF CONSERVED WTR) (San Diego CWA)	396.00		551,826.00
Aug 2012 ADJ EXCH IID TO SDCWA (8/12,CY12 16,722AF CONSERVED WTR)	560.00	-1,393.5	-780,360.00
Aug 2012 ADJ EXCH IID TO SDCWA (8/12,CY12 16,722AF CONSERVED WTR) (San Diego CWA)	396.00		551,826.00
Sep 2012 ADJ EXCH IID TO SDCWA (9/12,CY12 16,722AF CONSERVED WTR)	560.00	-1,393.5	-780,360.00
Sep 2012 ADJ EXCH IID TO SDCWA (9/12,CY12 16,722AF CONSERVED WTR) (San Diego CWA)	396.00		551,826.00
Oct 2012 ADJ EXCH IID TO SDCWA (10/12,CY12 16,722AF CONSERVED WTR)	560.00	-1,393.5	-780,360.00
Oct 2012 ADJ EXCH IID TO SDCWA (10/12,CY12 16,722AF CONSERVED WTR) (San Diego CWA)	396.00		551,826.00
Nov 2012 ADJ EXCH IID TO SDCWA (11/12,CY12 16,722AF CONSERVED WTR)	560.00	-1,393.5	-780,360.00
Nov 2012 ADJ EXCH IID TO SDCWA (11/12,CY12 16,722AF CONSERVED WTR) (San Diego CWA)	396.00		551,826.00
Dec 2012 ADJ EXCH IID TO SDCWA (12/12,CY12 16,722AF CONSERVED WTR)	560.00	-1,393.5	-780,360.00
Dec 2012 ADJ EXCH IID TO SDCWA (12/12,CY12 16,722AF CONSERVED WTR) (San Diego CWA)	396.00		551,826.00
Adjustment Subtotal		-15,721.0	-2,587,253.00
SD-03 Total		382.7	6,962,241.10

Agency Name	Invoice No.	Rev.	Bill Period	Page No.	Mailed On	Due On
San Diego County Water Authority	7760	0	July 2013	3 of 6	08-09-13	09-30-13

Meter No SD-05

Treated Domestic	Constant	Previous Reading	Current Reading	Volume (Cu. Ft.)	Rate Desc.
s/o Reche Rd. w/o Wilt Rd.	100	12072455	12210763	13830800	Unbundled

--- DELIVERIES ---

	Rate Per AF	Volume AF	Amount
Tier 1 Supply Rate	140.00	317.5	44,450.00
System Access Rate	223.00	317.5	70,802.50
Water Stewardship Rate	41.00	317.5	13,017.50
System Power Rate	189.00	317.5	60,007.50
Treatment Surcharge	254.00	317.5	80,645.00
SD-05 Total		317.5	268,922.50

Meter No SD-07

Treated Domestic	Constant	Previous Reading	Current Reading	Volume (Cu. Ft.)	Rate Desc.
e/o Wilt Rd. n/o Dos Ninos Ave.	1,000	120646941	120898454	251513000	Unbundled

--- DELIVERIES ---

	Rate Per AF	Volume AF	Amount
Tier 1 Supply Rate	140.00	5,773.9	808,346.00
System Access Rate	223.00	5,773.9	1,287,579.70
Water Stewardship Rate	41.00	5,773.9	236,729.90
System Power Rate	189.00	5,773.9	1,091,267.10
Treatment Surcharge	254.00	5,773.9	1,466,570.60
Delivery Subtotal		5,773.9	4,890,493.30
SD-07 Total		5,773.9	4,890,493.30

Meter No SD-08

Treated Domestic	Constant	Previous Reading	Current Reading	Volume (Cu. Ft.)	Rate Desc.
n/o Red Mtn. n/o Mission Rd.	100	42097487	42208015	11052800	Unbundled

--- DELIVERIES ---

	Rate Per AF	Volume AF	Amount
Tier 1 Supply Rate	140.00	253.7	35,518.00
System Access Rate	223.00	253.7	56,575.10
Water Stewardship Rate	41.00	253.7	10,401.70
System Power Rate	189.00	253.7	47,949.30
Treatment Surcharge	254.00	253.7	64,439.80
Jul 2013, meter under 10% flow Tier 1 supply rate	140.00	0.2	28.00
Jul 2013, meter under 10% flow System access rate	223.00	0.2	44.60
Jul 2013, meter under 10% flow Water stewardship rate	41.00	0.2	8.20
Jul 2013, meter under 10% flow System power rate	189.00	0.2	37.80
Jul 2013, meter under 10% flow Treatment surcharge	254.00	0.2	50.80
Delivery Subtotal		253.9	215,053.30
SD-08 Total		253.9	215,053.30

Meter No SD-09

Treated Domestic	Constant	Previous Reading	Current Reading	Volume (Cu. Ft.)	Rate Desc.
w/o Rainbow Glen. Rd. n/o Red Mtn.	100	9892807	9976182	8337500	Unbundled

--- DELIVERIES ---

	Rate Per AF	Volume AF	Amount
Tier 1 Supply Rate	140.00	191.4	26,796.00
System Access Rate	223.00	191.4	42,682.20
Water Stewardship Rate	41.00	191.4	7,847.40
System Power Rate	189.00	191.4	36,174.60
Treatment Surcharge	254.00	191.4	48,615.60
Delivery Subtotal		191.4	162,115.80
SD-09 Total		191.4	162,115.80

Agency Name	Invoice No.	Rev.	Bill Period	Page No.	Mailed On	Due On
San Diego County Water Authority	7760	0	July 2013	4 of 6	08-09-13	09-30-13

Meter No SD-11

Untreated Domestic	Constant	Previous Reading	Current Reading	Volume (Cu. Ft.)	Rate Desc.
e/o Wilt Rd. n/o Dos Ninos Ave.	10,000	18396081	18488935	928540000	Unbundled

--- DELIVERIES ---

	Rate Per AF	Volume AF	Amount
Tier 1 Supply Rate	140.00	21,316.3	2,984,282.00
System Access Rate	223.00	21,316.3	4,753,534.90
Water Stewardship Rate	41.00	21,316.3	873,968.30
System Power Rate	189.00	21,316.3	4,028,780.70
Delivery Subtotal		21,316.3	12,640,565.90

--- ADJUSTMENT ---

	Rate Per AF	Volume AF	Amount
Oct 2011 ADJ REVISED EXCH IID TO SDCWA [CY11 16,722 AF shortfall] Cancelled	527.00	-9,753.1	-5,139,883.70
Oct 2011 ADJ REVISED EXCH IID TO SDCWA [CY11 16,722 AF shortfall] Cancelled (San Diego CW.	372.00		3,628,153.20
Oct 2011 ADJ EXCH IID TO SDCWA (CY12 16,722 AF Conserved Wtr) Cancelled	527.00	13,141.7	6,925,675.90
Oct 2011 ADJ EXCH IID TO SDCWA (CY12 16,722 AF Conserved Wtr) Cancelled (San Diego CWA)	372.00		-4,888,712.40
Nov 2011 ADJ REVISED EXCH IID TO SDCWA [CY11 16,722 AF shortfall] Cancelled	527.00	-6,474.9	-3,412,272.30
Nov 2011 ADJ REVISED EXCH IID TO SDCWA [CY11 16,722 AF shortfall] Cancelled (San Diego CW.	372.00		2,408,662.80
Nov 2011 ADJ EXCH IID TO SDCWA (CY12 16,722 AF Conserved Wtr) Cancelled	527.00	13,141.6	6,925,623.20
Nov 2011 ADJ EXCH IID TO SDCWA (CY12 16,722 AF Conserved Wtr) Cancelled (San Diego CWA)	372.00		-4,888,675.20
Dec 2011 ADJ REVISED EXCH IID TO SDCWA [CY11 16,722 AF shortfall] Cancelled	527.00	-6,475.0	-3,412,325.00
Dec 2011 ADJ REVISED EXCH IID TO SDCWA [CY11 16,722 AF shortfall] Cancelled (San Diego CW.	372.00		2,408,700.00
Dec 2011 ADJ EXCH IID TO SDCWA (CY12 16,722 AF Conserved Wtr) Cancelled	527.00	12,140.7	6,398,148.90
Dec 2011 ADJ EXCH IID TO SDCWA (CY12 16,722 AF Conserved Wtr) Cancelled (San Diego CWA)	372.00		-4,516,340.40
Jul 2013 ADJ EXCH IID TO SDCWA	593.00	-14,808.3	-8,781,321.90
Jul 2013 ADJ EXCH IID TO SDCWA (San Diego CWA)	453.00		6,708,159.90
Adjustment Subtotal		912.7	363,593.00
SD-11 Total		22,229.0	13,004,158.90

Meter No SD-DS1

Desalted	Constant	Previous Reading	Current Reading	Volume (Cu. Ft.)	Rate Desc.
Desalted		N/A	N/A	N/A	Unbundled

--- ADJUSTMENT ---

	Rate Per AF	Volume AF	Amount
Jul 2013 LPPDS	862.00	464.2	400,140.40
Jul 2013 LPPDS	862.00	464.2	-400,140.40
Adjustment Subtotal		928.4	0.00
SD-DS1 Total		928.4	0.00

Meter No SD-RCL1

Reclaimed	Constant	Previous Reading	Current Reading	Volume (Cu. Ft.)	Rate Desc.
Reclaimed		N/A	N/A	N/A	Unbundled

--- ADJUSTMENT ---

	Rate Per AF	Volume AF	Amount
Apr 2013 LRP Contribution VOIDED	250.00	-63.4	15,850.00
Apr 2013 LRP Contribution	250.00	64.3	-16,075.00
Jun 2013 LRP Contribution	250.00	77.7	-19,425.00
Adjustment Subtotal		78.6	-19,650.00
SD-RCL1 Total		78.6	-19,650.00

Meter No SD-RCL10

Reclaimed	Constant	Previous Reading	Current Reading	Volume (Cu. Ft.)	Rate Desc.
Reclaimed		N/A	N/A	N/A	Unbundled

Agency Name	Invoice No.	Rev.	Bill Period	Page No.	Mailed On	Due On
San Diego County Water Authority	7760	0	July 2013	5 of 6	08-09-13	09-30-13

--- ADJUSTMENT ---

	Rate Per AF	Volume AF	Amount
Jun 2013 LRP Contribution	250.00	745.5	-186,375.00
Adjustment Subtotal		745.5	-186,375.00
SD-RCL10 Total		745.5	-186,375.00

Meter No SD-RCL13

Reclaimed	Constant	Previous Reading	Current Reading	Volume (Cu. Ft.)	Rate Desc.
Reclaimed		N/A	N/A	N/A	Unbundled

--- ADJUSTMENT ---

	Rate Per AF	Volume AF	Amount
May 2013 Contribution VOIDED	250.00	-165.7	41,425.00
May 2013 Contribution	250.00	149.3	-37,325.00
Jun 2013 Contribution	250.00	172.3	-43,075.00
Jul 2013 Contribution	250.00	158.5	-39,625.00
Adjustment Subtotal		314.4	-78,600.00
SD-RCL13 Total		314.4	-78,600.00

Meter No SD-RCL15

Reclaimed	Constant	Previous Reading	Current Reading	Volume (Cu. Ft.)	Rate Desc.
Reclaimed		N/A	N/A	N/A	Unbundled

--- ADJUSTMENT ---

	Rate Per AF	Volume AF	Amount
Jun 2013 Contribution	150.00	159.3	-23,895.00
Adjustment Subtotal		159.3	-23,895.00
SD-RCL15 Total		159.3	-23,895.00

Meter No SD-RCL5

Reclaimed	Constant	Previous Reading	Current Reading	Volume (Cu. Ft.)	Rate Desc.
Reclaimed		N/A	N/A	N/A	Unbundled

--- ADJUSTMENT ---

	Rate Per AF	Volume AF	Amount
Apr 2013 LPPRE	113.00	12.5	1,412.50
Apr 2013 LPPRE	267.00		-3,337.50
May 2013 LPPRE	113.00	4.2	474.60
May 2013 LPPRE	267.00		-1,121.40
Jun 2013 LPPRE	113.00	17.9	2,022.70
Jun 2013 LPPRE	267.00		-4,779.30
Adjustment Subtotal		34.6	-5,328.40
SD-RCL5 Total		34.6	-5,328.40

Meter No SD-RCL6

Reclaimed	Constant	Previous Reading	Current Reading	Volume (Cu. Ft.)	Rate Desc.
Reclaimed		N/A	N/A	N/A	Unbundled

--- ADJUSTMENT ---

	Rate Per AF	Volume AF	Amount
Jun 2013 LRP Contribution	185.00	583.4	-107,929.00
Adjustment Subtotal		583.4	-107,929.00
SD-RCL6 Total		583.4	-107,929.00

Agency Name	Invoice No.	Rev.	Bill Period	Page No.	Mailed On	Due On
San Diego County Water Authority	7760	0	July 2013	6 of 6	08-09-13	09-30-13

Meter No SD-RCL8

Reclaimed	Constant	Previous Reading	Current Reading	Volume (Cu. Ft.)	Rate Desc.
Reclaimed		N/A	N/A	N/A	Unbundled

--- ADJUSTMENT ---

	Rate Per AF	Volume AF	Amount
Jun 2013 LRP Contribution	100.00	462.4	-46,240.00
Adjustment Subtotal		<u>462.4</u>	<u>-46,240.00</u>
SD-RCL8 Total		462.4	-46,240.00

Meter No SD-RCL9

Reclaimed	Constant	Previous Reading	Current Reading	Volume (Cu. Ft.)	Rate Desc.
Reclaimed		N/A	N/A	N/A	Unbundled

--- ADJUSTMENT ---

	Rate Per AF	Volume AF	Amount
Jul 2013 LPPRE	113.00	30.8	3,480.40
Jul 2013 LPPRE	267.00		-8,223.60
Adjustment Subtotal		<u>30.8</u>	<u>-4,743.20</u>
SD-RCL9 Total		30.8	-4,743.20

Meter No SDTJ-01A

Treated Domestic	Constant	Previous Reading	Current Reading	Volume (Cu. Ft.)	Rate Desc.
San Diego-Tijuana	133.68	3424339	3424339	0	Unbundled

--- DELIVERIES ---


	Rate Per AF	Volume AF	Amount
Delivery Subtotal		<u>0.0</u>	<u>0.00</u>
SDTJ-01A Total		0.0	0.00

--- OTHER CHARGES AND CREDITS ---

	Amount
Conservation Ag.# 66654	-59,646.00
Conservation Ag.# 78189	-38,462.74

VOLUME TOTAL	INVOICE TOTAL
39,082.9	\$30,519,859.26

This invoice was printed on 12/4/2013 at 3:23:50PM



THE METROPOLITAN WATER DISTRICT
of SOUTHERN CALIFORNIA
700 North Alameda Street
Los Angeles, CA 90012-2944
<http://www.mwdh2o.com/>

INVOICE

Billed To:
San Diego County Water Authority



Service Address
4677 Overland Ave.
San Diego, CA 92123-1233

August 2013	Page No. 1 of 1
Mailed: 09/10/2013	Due Date: 10/31/2013
Invoice Number: 7788	Revision: 0

NOTICE

The MWD Administrative Code Section 4507 and 4508 require that payment must be made in "Good Funds" by the due date or the payment will be considered delinquent and an additional charge shall be assessed.

DELIVERIES	Volume (AF)
Total Water Treated Delivered	12,667.8
Total Water Untreated Delivered	39,063.9

SALES	Type	Volume (AF)	Rate (\$ /AF)	Total (\$)
Full Service	Tier 1 Supply Rate	36,951.9	\$140.00	\$5,173,266.00
	System Access Rate	36,951.9	\$223.00	\$8,240,273.70
	Water Stewardship Rate	36,951.9	\$41.00	\$1,515,027.90
	System Power Rate	36,951.9	\$189.00	\$6,983,909.10
	Treatment Surcharge	12,696.3	\$254.00	\$3,224,860.20
SUBTOTAL				\$25,137,336.90

WATER MANAGEMENT	Volume (AF)	Total (\$)
Local Resource Programs	2,876.6	(\$461,692.50)
SUBTOTAL		(\$461,692.50)

EXCHANGES, WHEELING, AND OTHER DELIVERIES	Volume (AF)	Total (\$)
IID San Diego Exchange UnTreated	14,808.3	\$6,708,159.90
		\$6,708,159.90

OTHER CHARGES AND CREDITS	Rate (\$ /AF)	Total (\$)
Conservation Credit		\$586.29
SUBTOTAL		\$586.29

ADDITIONAL INFORMATION	Volume (AF)	Tier1 %	Peak Day	Flow (CFS)
Tier 1 Annual Limit (For Current Calendar Year)	393,542.0			
Tier 1 YTD Deliveries (For Current Calendar Year)	203,960.3	52.0		
Tier 1 Current Month Deliveries	36,951.9			
Capacity Charge			8/27/2009	1,055.3

INVOICE TOTAL


Volume AF

39,828.5

Amount Now Due

\$31,384,390.59

Note: Amount Due is based on highlighted fields.



MWD
METROPOLITAN WATER DISTRICT OF SOUTHERN CALIFORNIA
 700 North Alameda Street
 Los Angeles, CA, 90012-2944

INVOICE DETAIL

NOTICE

The MWD Administrative Code Section 4507 and 4508 require that payment must be made in "Good Funds" by the due date or the payment will be considered delinquent and an additional charge shall be assessed.

IN ACCORDANCE WITH READINGS AND BILLING DATA LISTED BELOW

Agency Name	Invoice No.	Rev.	Bill Period	Page No.	Mailed On	Due On
San Diego County Water Authority	7788	0	August 2013	1 of 6	09-10-13	10-31-13

Meter No CM-10

Treated	Constant	Previous Reading	Current Reading	Volume (Cu. Ft.)	Rate Desc.
Treated Domestic		0	0	0	Unbundled

--- ADJUSTMENT ---

	Rate Per AF	Volume AF	Amount
Aug 2013 ADJ OC TO SD TRANSFER	847.00	28.5	24,139.50
Adjustment Subtotal		28.5	24,139.50
CM-10 Total		28.5	24,139.50

Meter No SD-01A

Treated Domestic	Constant	Previous Reading	Current Reading	Volume (Cu. Ft.)	Rate Desc.
Rainbow Cyn. Rd. e/o Frontage Rd.	1,000	28463777	28593143	129366000	Unbundled

--- DELIVERIES ---

	Rate Per AF	Volume AF	Amount
Tier 1 Supply Rate	140.00	2,969.8	415,772.00
System Access Rate	223.00	2,969.8	662,265.40
Water Stewardship Rate	41.00	2,969.8	121,761.80
System Power Rate	189.00	2,969.8	561,292.20
Treatment Surcharge	254.00	2,969.8	754,329.20
Delivery Subtotal		2,969.8	2,515,420.60
SD-01A Total		2,969.8	2,515,420.60

Meter No SD-01B

Treated Domestic	Constant	Previous Reading	Current Reading	Volume (Cu. Ft.)	Rate Desc.
Rainbow Cyn. Rd. e/o Frontage Rd.	1,000	27900047	28028098	128051000	Unbundled

--- DELIVERIES ---

	Rate Per AF	Volume AF	Amount
Tier 1 Supply Rate	140.00	2,939.6	411,544.00
System Access Rate	223.00	2,939.6	655,530.80
Water Stewardship Rate	41.00	2,939.6	120,523.60
System Power Rate	189.00	2,939.6	555,584.40
Treatment Surcharge	254.00	2,939.6	746,658.40
Delivery Subtotal		2,939.6	2,489,841.20
SD-01B Total		2,939.6	2,489,841.20

Meter No SD-02

Treated Domestic	Constant	Previous Reading	Current Reading	Volume (Cu. Ft.)	Rate Desc.
w/o Rainbow Glen Rd.	100	29373267	29550382	17711500	Unbundled

Agency Name	Invoice No.	Rev.	Bill Period	Page No.	Mailed On	Due On
San Diego County Water Authority	7788	0	August 2013	2 of 6	09-10-13	10-31-13

--- DELIVERIES ---

	Rate Per AF	Volume AF	Amount
Tier 1 Supply Rate	140.00	406.6	56,924.00
System Access Rate	223.00	406.6	90,671.80
Water Stewardship Rate	41.00	406.6	16,670.60
System Power Rate	189.00	406.6	76,847.40
Treatment Surcharge	254.00	406.6	103,276.40
Aug 2013, meter under 10% flow Tier 1 supply rate	140.00	0.5	70.00
Aug 2013, meter under 10% flow System access rate	223.00	0.5	111.50
Aug 2013, meter under 10% flow Water stewardship rate	41.00	0.5	20.50
Aug 2013, meter under 10% flow System power rate	189.00	0.5	94.50
Aug 2013, meter under 10% flow Treatment surcharge	254.00	0.5	127.00
Delivery Subtotal		407.1	344,813.70
SD-02 Total		407.1	344,813.70

Meter No SD-03

Untreated Domestic	Constant	Previous Reading	Current Reading	Volume (Cu. Ft.)	Rate Desc.
Rainbow Cyn. Rd. e/o Frontage Rd.	1,000	97550656	98291128	740472000	Unbundled

--- DELIVERIES ---

	Rate Per AF	Volume AF	Amount
Tier 1 Supply Rate	140.00	16,998.9	2,379,846.00
System Access Rate	223.00	16,998.9	3,790,754.70
Water Stewardship Rate	41.00	16,998.9	696,954.90
System Power Rate	189.00	16,998.9	3,212,792.10
Delivery Subtotal		16,998.9	10,080,347.70
SD-03 Total		16,998.9	10,080,347.70

Meter No SD-05

Treated Domestic	Constant	Previous Reading	Current Reading	Volume (Cu. Ft.)	Rate Desc.
s/o Reche Rd. w/o Wilt Rd.	100	12210763	12353537	14277400	Unbundled

--- DELIVERIES ---

	Rate Per AF	Volume AF	Amount
Tier 1 Supply Rate	140.00	327.8	45,892.00
System Access Rate	223.00	327.8	73,099.40
Water Stewardship Rate	41.00	327.8	13,439.80
System Power Rate	189.00	327.8	61,954.20
Treatment Surcharge	254.00	327.8	83,261.20
SD-05 Total		327.8	277,646.60

Meter No SD-07

Treated Domestic	Constant	Previous Reading	Current Reading	Volume (Cu. Ft.)	Rate Desc.
e/o Wilt Rd. n/o Dos Ninos Ave.	1,000	120898454	121140787	242333000	Unbundled

--- DELIVERIES ---

	Rate Per AF	Volume AF	Amount
Tier 1 Supply Rate	140.00	5,563.2	778,848.00
System Access Rate	223.00	5,563.2	1,240,593.60
Water Stewardship Rate	41.00	5,563.2	228,091.20
System Power Rate	189.00	5,563.2	1,051,444.80
Treatment Surcharge	254.00	5,563.2	1,413,052.80
Delivery Subtotal		5,563.2	4,712,030.40
SD-07 Total		5,563.2	4,712,030.40

Meter No SD-08

Treated Domestic	Constant	Previous Reading	Current Reading	Volume (Cu. Ft.)	Rate Desc.
n/o Red Mtn. n/o Mission Rd.	100	42208015	42317169	10915400	Unbundled

Agency Name	Invoice No.	Rev.	Bill Period	Page No.	Mailed On	Due On
San Diego County Water Authority	7788	0	August 2013	3 of 6	09-10-13	10-31-13

--- DELIVERIES ---

	Rate Per AF	Volume AF	Amount
Tier 1 Supply Rate	140.00	250.6	35,084.00
System Access Rate	223.00	250.6	55,883.80
Water Stewardship Rate	41.00	250.6	10,274.60
System Power Rate	189.00	250.6	47,363.40
Treatment Surcharge	254.00	250.6	63,652.40
Aug 2013, meter under 10% flow Tier 1 supply rate	140.00	0.4	56.00
Aug 2013, meter under 10% flow System access rate	223.00	0.4	89.20
Aug 2013, meter under 10% flow Water stewardship rate	41.00	0.4	16.40
Aug 2013, meter under 10% flow System power rate	189.00	0.4	75.60
Aug 2013, meter under 10% flow Treatment surcharge	254.00	0.4	101.60
Delivery Subtotal		251.0	212,597.00
SD-08 Total		251.0	212,597.00

Meter No SD-09

Treated Domestic	Constant	Previous Reading	Current Reading	Volume (Cu. Ft.)	Rate Desc.
w/o Rainbow Glen. Rd. n/o Red Mtn.	100	9976182	10067347	9116500	Unbundled

--- DELIVERIES ---

	Rate Per AF	Volume AF	Amount
Tier 1 Supply Rate	140.00	209.3	29,302.00
System Access Rate	223.00	209.3	46,673.90
Water Stewardship Rate	41.00	209.3	8,581.30
System Power Rate	189.00	209.3	39,557.70
Treatment Surcharge	254.00	209.3	53,162.20
SD-09 Total		209.3	177,277.10

Meter No SD-11

Untreated Domestic	Constant	Previous Reading	Current Reading	Volume (Cu. Ft.)	Rate Desc.
e/o Wilt Rd. n/o Dos Ninos Ave.	10,000	18488935	18585050	961150000	Unbundled

--- DELIVERIES ---

	Rate Per AF	Volume AF	Amount
Tier 1 Supply Rate	140.00	22,065.0	3,089,100.00
System Access Rate	223.00	22,065.0	4,920,495.00
Water Stewardship Rate	41.00	22,065.0	904,665.00
System Power Rate	189.00	22,065.0	4,170,285.00
Delivery Subtotal		22,065.0	13,084,545.00

--- ADJUSTMENT ---

	Rate Per AF	Volume AF	Amount
Aug 2013 ADJ EXCH IID TO SDCWA	593.00	-14,808.3	-8,781,321.90
Aug 2013 ADJ EXCH IID TO SDCWA (San Diego CWA)	453.00		6,708,159.90
Adjustment Subtotal		-14,808.3	-2,073,162.00
SD-11 Total		7,256.7	11,011,383.00

Meter No SD-GRP1

Recovered	Constant	Previous Reading	Current Reading	Volume (Cu. Ft.)	Rate Desc.
Recovered Greenbelt		N/A	N/A	N/A	Unbundled

--- ADJUSTMENT ---

	Rate Per AF	Volume AF	Amount
Jul 2013 GRP	862.00	265.8	229,119.60
Jul 2013 GRP	862.00		-229,119.60
Aug 2013 GRP	862.00		-234,033.00
Aug 2013 GRP	862.00	271.5	234,033.00
Adjustment Subtotal		537.3	0.00
SD-GRP1 Total		537.3	0.00

Agency Name	Invoice No.	Rev.	Bill Period	Page No.	Mailed On	Due On
San Diego County Water Authority	7788	0	August 2013	4 of 6	09-10-13	10-31-13

Meter No SD-RCL1

Reclaimed	Constant	Previous Reading	Current Reading	Volume (Cu. Ft.)	Rate Desc.
Reclaimed		N/A	N/A	N/A	Unbundled

--- ADJUSTMENT ---

	Rate Per AF	Volume AF	Amount
Jul 2013 LRP Contribution	250.00	85.9	-21,475.00
Adjustment Subtotal		85.9	-21,475.00
SD-RCL1 Total		85.9	-21,475.00

Meter No SD-RCL10

Reclaimed	Constant	Previous Reading	Current Reading	Volume (Cu. Ft.)	Rate Desc.
Reclaimed		N/A	N/A	N/A	Unbundled

--- ADJUSTMENT ---

	Rate Per AF	Volume AF	Amount
Jul 2013 LRP Contribution	250.00	869.1	-217,275.00
Adjustment Subtotal		869.1	-217,275.00
SD-RCL10 Total		869.1	-217,275.00

Meter No SD-RCL12

Reclaimed	Constant	Previous Reading	Current Reading	Volume (Cu. Ft.)	Rate Desc.
Reclaimed		N/A	N/A	N/A	Unbundled

--- ADJUSTMENT ---

	Rate Per AF	Volume AF	Amount
Jul 2013 LRP Contribution	250.00	63.7	-15,925.00
Adjustment Subtotal		63.7	-15,925.00
SD-RCL12 Total		63.7	-15,925.00

Meter No SD-RCL13

Reclaimed	Constant	Previous Reading	Current Reading	Volume (Cu. Ft.)	Rate Desc.
Reclaimed		N/A	N/A	N/A	Unbundled

--- ADJUSTMENT ---

	Rate Per AF	Volume AF	Amount
Aug 2013 Contribution	250.00	140.3	-35,075.00
Adjustment Subtotal		140.3	-35,075.00
SD-RCL13 Total		140.3	-35,075.00

Meter No SD-RCL15

Reclaimed	Constant	Previous Reading	Current Reading	Volume (Cu. Ft.)	Rate Desc.
Reclaimed		N/A	N/A	N/A	Unbundled

--- ADJUSTMENT ---

	Rate Per AF	Volume AF	Amount
Jul 2013 Contribution	150.00	120.5	-18,075.00
Adjustment Subtotal		120.5	-18,075.00
SD-RCL15 Total		120.5	-18,075.00

Meter No SD-RCL5

Reclaimed	Constant	Previous Reading	Current Reading	Volume (Cu. Ft.)	Rate Desc.
		N/A	N/A	N/A	Unbundled

Agency Name	Invoice No.	Rev.	Bill Period	Page No.	Mailed On	Due On
San Diego County Water Authority	7788	0	August 2013	5 of 6	09-10-13	10-31-13

--- ADJUSTMENT ---

	Rate Per AF	Volume AF	Amount
Sep 2012 LPPRE VOIDED	113.00	-24.5	-2,768.50
Sep 2012 LPPRE VOIDED	267.00		6,541.50
Sep 2012 LPPRE	113.00	27.5	3,107.50
Sep 2012 LPPRE	267.00		-7,342.50
Jul 2013 LPPRE	113.00	21.1	2,384.30
Jul 2013 LPPRE	267.00		-5,633.70
Adjustment Subtotal		24.1	-3,711.40
SD-RCL5 Total		24.1	-3,711.40

Meter No SD-RCL6

Reclaimed	Constant	Previous Reading	Current Reading	Volume (Cu. Ft.)	Rate Desc.
Reclaimed		N/A	N/A	N/A	Unbundled

--- ADJUSTMENT ---

	Rate Per AF	Volume AF	Amount
Jul 2013 LRP Contribution	185.00	531.3	-98,290.50
Adjustment Subtotal		531.3	-98,290.50
SD-RCL6 Total		531.3	-98,290.50

Meter No SD-RCL8

Reclaimed	Constant	Previous Reading	Current Reading	Volume (Cu. Ft.)	Rate Desc.
Reclaimed		N/A	N/A	N/A	Unbundled

--- ADJUSTMENT ---

	Rate Per AF	Volume AF	Amount
Jul 2013 LRP Contribution	100.00	478.0	-47,800.00
Adjustment Subtotal		478.0	-47,800.00
SD-RCL8 Total		478.0	-47,800.00

Meter No SD-RCL9

Reclaimed	Constant	Previous Reading	Current Reading	Volume (Cu. Ft.)	Rate Desc.
Reclaimed		N/A	N/A	N/A	Unbundled

--- ADJUSTMENT ---

	Rate Per AF	Volume AF	Amount
Aug 2013 LPPRE	267.00		-7,048.80
Aug 2013 LPPRE	113.00	26.4	2,983.20
Adjustment Subtotal		26.4	-4,065.60
SD-RCL9 Total		26.4	-4,065.60

Meter No SDTJ-01A

Treated Domestic	Constant	Previous Reading	Current Reading	Volume (Cu. Ft.)	Rate Desc.
San Diego-Tijuana	133.68	3424339	3424339	0	Unbundled

--- DELIVERIES ---

	Rate Per AF	Volume AF	Amount
Delivery Subtotal		0.0	0.00
SDTJ-01A Total		0.0	0.00


--- OTHER CHARGES AND CREDITS ---

	Amount
Conservation Ag.# 78189	586.29

Agency Name	Invoice No.	Rev.	Bill Period	Page No.	Mailed On	Due On
San Diego County Water Authority	7788	0	August 2013	6 of 6	09-10-13	10-31-13

VOLUME TOTAL	INVOICE TOTAL
39,828.5	\$31,384,390.59

This invoice was printed on 12/4/2013 at 3:18:10PM



THE METROPOLITAN WATER DISTRICT
of SOUTHERN CALIFORNIA
700 North Alameda Street
Los Angeles, CA 90012-2944
<http://www.mwdh2o.com/>

INVOICE

Billed To:
San Diego County Water Authority



Service Address
4677 Overland Ave.
San Diego, CA 92123-1233

September 2013	Page No. 1 of 1
Mailed: 10/10/2013	Due Date: 11/27/2013
Invoice Number: 7816	Revision: 0

NOTICE

The MWD Administrative Code Section 4507 and 4508 require that payment must be made in "Good Funds" by the due date or the payment will be considered delinquent and an additional charge shall be assessed.

DELIVERIES	Volume (AF)
Total Water Treated Delivered	12,272.7
Total Water Untreated Delivered	45,423.3

SALES	Type	Volume (AF)	Rate (\$ /AF)	Total (\$)
Full Service	Tier 1 Supply Rate	42,913.5	\$140.00	\$6,007,890.00
	System Access Rate	42,913.5	\$223.00	\$9,569,710.50
	Water Stewardship Rate	42,913.5	\$41.00	\$1,759,453.50
	System Power Rate	42,913.5	\$189.00	\$8,110,651.50
	Treatment Surcharge	12,298.5	\$254.00	\$3,123,819.00
SUBTOTAL				\$28,571,524.50

WATER MANAGEMENT	Volume (AF)	Total (\$)
Local Resource Programs	2,332.8	(\$271,880.00)
SUBTOTAL		(\$271,880.00)

EXCHANGES, WHEELING, AND OTHER DELIVERIES	Volume (AF)	Total (\$)
IID San Diego Exchange UnTreated	14,808.3	\$6,708,159.90
		\$6,708,159.90

OTHER CHARGES AND CREDITS	Rate (\$ /AF)	Total (\$)
Conservation Credit		\$1,136.90
Miscellaneous Debit/Credit (See Detail)		(\$513,411.66)
SUBTOTAL		(\$512,274.76)

ADDITIONAL INFORMATION	Volume (AF)	Tier1 %	Peak Day	Flow (CFS)
Tier 1 Annual Limit (For Current Calendar Year)	393,542.0			
Tier 1 YTD Deliveries (For Current Calendar Year)	246,873.8	63.0		
Tier 1 Current Month Deliveries	42,913.5			
Capacity Charge			8/27/2009	1,055.3

INVOICE TOTAL


Volume AF

45,246.3

Amount Now Due

\$34,495,529.64

Note: Amount Due is based on highlighted fields.



MWD
METROPOLITAN WATER DISTRICT OF SOUTHERN CALIFORNIA
 700 North Alameda Street
 Los Angeles, CA, 90012-2944

INVOICE DETAIL

NOTICE

The MWD Administrative Code Section 4507 and 4508 require that payment must be made in "Good Funds" by the due date or the payment will be considered delinquent and an additional charge shall be assessed.

IN ACCORDANCE WITH READINGS AND BILLING DATA LISTED BELOW

Agency Name	Invoice No.	Rev.	Bill Period	Page No.	Mailed On	Due On
San Diego County Water Authority	7816	0	September 2013	1 of 5	10-10-13	11-27-13

Meter No CM-10

Treated	Constant	Previous Reading	Current Reading	Volume (Cu. Ft.)	Rate Desc.
Treated Domestic		0	0	0	Unbundled

--- ADJUSTMENT ---

	Rate Per AF	Volume AF	Amount
Sep 2013 ADJ OC TO SD TRANSFER	847.00	25.8	21,852.60
Adjustment Subtotal		25.8	21,852.60
CM-10 Total		25.8	21,852.60

Meter No SD-01A

Treated Domestic	Constant	Previous Reading	Current Reading	Volume (Cu. Ft.)	Rate Desc.
Rainbow Cyn. Rd. e/o Frontage Rd.	1,000	28593143	28713166	120023000	Unbundled

--- DELIVERIES ---

	Rate Per AF	Volume AF	Amount
Tier 1 Supply Rate	140.00	2,755.3	385,742.00
System Access Rate	223.00	2,755.3	614,431.90
Water Stewardship Rate	41.00	2,755.3	112,967.30
System Power Rate	189.00	2,755.3	520,751.70
Treatment Surcharge	254.00	2,755.3	699,846.20
Delivery Subtotal		2,755.3	2,333,739.10
SD-01A Total		2,755.3	2,333,739.10

Meter No SD-01B

Treated Domestic	Constant	Previous Reading	Current Reading	Volume (Cu. Ft.)	Rate Desc.
Rainbow Cyn. Rd. e/o Frontage Rd.	1,000	28028098	28147428	119330000	Unbundled

--- DELIVERIES ---

	Rate Per AF	Volume AF	Amount
Tier 1 Supply Rate	140.00	2,739.4	383,516.00
System Access Rate	223.00	2,739.4	610,886.20
Water Stewardship Rate	41.00	2,739.4	112,315.40
System Power Rate	189.00	2,739.4	517,746.60
Treatment Surcharge	254.00	2,739.4	695,807.60
Delivery Subtotal		2,739.4	2,320,271.80
SD-01B Total		2,739.4	2,320,271.80

Meter No SD-02

Treated Domestic	Constant	Previous Reading	Current Reading	Volume (Cu. Ft.)	Rate Desc.
w/o Rainbow Glen Rd.	100	29550382	29733417	18303500	Unbundled

Agency Name	Invoice No.	Rev.	Bill Period	Page No.	Mailed On	Due On
San Diego County Water Authority	7816	0	September 2013	2 of 5	10-10-13	11-27-13

--- DELIVERIES ---

	Rate Per AF	Volume AF	Amount
Tier 1 Supply Rate	140.00	420.2	58,828.00
System Access Rate	223.00	420.2	93,704.60
Water Stewardship Rate	41.00	420.2	17,228.20
System Power Rate	189.00	420.2	79,417.80
Treatment Surcharge	254.00	420.2	106,730.80
Sep 2013, meter under 10% flow Tier 1 supply rate	140.00	0.6	84.00
Sep 2013, meter under 10% flow System access rate	223.00	0.6	133.80
Sep 2013, meter under 10% flow Water stewardship rate	41.00	0.6	24.60
Sep 2013, meter under 10% flow System power rate	189.00	0.6	113.40
Sep 2013, meter under 10% flow Treatment surcharge	254.00	0.6	152.40
Delivery Subtotal		420.8	356,417.60
SD-02 Total		420.8	356,417.60

Meter No SD-03

Untreated Domestic	Constant	Previous Reading	Current Reading	Volume (Cu. Ft.)	Rate Desc.
Rainbow Cyn. Rd. e/o Frontage Rd.	1,000	98291128	99014077	722949000	Unbundled

--- DELIVERIES ---

	Rate Per AF	Volume AF	Amount
Tier 1 Supply Rate	140.00	16,596.6	2,323,524.00
System Access Rate	223.00	16,596.6	3,701,041.80
Water Stewardship Rate	41.00	16,596.6	680,460.60
System Power Rate	189.00	16,596.6	3,136,757.40
Delivery Subtotal		16,596.6	9,841,783.80
SD-03 Total		16,596.6	9,841,783.80

Meter No SD-05

Treated Domestic	Constant	Previous Reading	Current Reading	Volume (Cu. Ft.)	Rate Desc.
s/o Reche Rd. w/o Wilt Rd.	100	12353537	12496310	14277300	Unbundled

--- DELIVERIES ---

	Rate Per AF	Volume AF	Amount
Tier 1 Supply Rate	140.00	327.8	45,892.00
System Access Rate	223.00	327.8	73,099.40
Water Stewardship Rate	41.00	327.8	13,439.80
System Power Rate	189.00	327.8	61,954.20
Treatment Surcharge	254.00	327.8	83,261.20
Delivery Subtotal		327.8	277,646.60
SD-05 Total		327.8	277,646.60

Meter No SD-07

Treated Domestic	Constant	Previous Reading	Current Reading	Volume (Cu. Ft.)	Rate Desc.
e/o Wilt Rd. n/o Dos Ninos Ave.	1,000	121140787	121384740	243953000	Unbundled

--- DELIVERIES ---

	Rate Per AF	Volume AF	Amount
Tier 1 Supply Rate	140.00	5,600.4	784,056.00
System Access Rate	223.00	5,600.4	1,248,889.20
Water Stewardship Rate	41.00	5,600.4	229,616.40
System Power Rate	189.00	5,600.4	1,058,475.60
Treatment Surcharge	254.00	5,600.4	1,422,501.60
Delivery Subtotal		5,600.4	4,743,538.80
SD-07 Total		5,600.4	4,743,538.80

Agency Name	Invoice No.	Rev.	Bill Period	Page No.	Mailed On	Due On
San Diego County Water Authority	7816	0	September 2013	3 of 5	10-10-13	11-27-13

Meter No SD-08

Treated Domestic	Constant	Previous Reading	Current Reading	Volume (Cu. Ft.)	Rate Desc.
n/o Red Mtn. n/o Mission Rd.	100	42317169	42429520	11235100	Unbundled

--- DELIVERIES ---

	Rate Per AF	Volume AF	Amount
Tier 1 Supply Rate	140.00	257.9	36,106.00
System Access Rate	223.00	257.9	57,511.70
Water Stewardship Rate	41.00	257.9	10,573.90
System Power Rate	189.00	257.9	48,743.10
Treatment Surcharge	254.00	257.9	65,506.60
Sep 2013, meter under 10% flow Tier 1 supply rate	140.00	0.7	98.00
Sep 2013, meter under 10% flow System access rate	223.00	0.7	156.10
Sep 2013, meter under 10% flow Water stewardship rate	41.00	0.7	28.70
Sep 2013, meter under 10% flow System power rate	189.00	0.7	132.30
Sep 2013, meter under 10% flow Treatment surcharge	254.00	0.7	177.80
Delivery Subtotal		258.6	219,034.20
SD-08 Total		258.6	219,034.20

Meter No SD-09

Treated Domestic	Constant	Previous Reading	Current Reading	Volume (Cu. Ft.)	Rate Desc.
w/o Rainbow Glen. Rd. n/o Red Mtn.	100	10067347	10141557	7421000	Unbundled

--- DELIVERIES ---

	Rate Per AF	Volume AF	Amount
Tier 1 Supply Rate	140.00	170.4	23,856.00
System Access Rate	223.00	170.4	37,999.20
Water Stewardship Rate	41.00	170.4	6,986.40
System Power Rate	189.00	170.4	32,205.60
Treatment Surcharge	254.00	170.4	43,281.60
Delivery Subtotal		170.4	144,328.80
SD-09 Total		170.4	144,328.80

Meter No SD-11

Untreated Domestic	Constant	Previous Reading	Current Reading	Volume (Cu. Ft.)	Rate Desc.
e/o Wilt Rd. n/o Dos Ninos Ave.	10,000	18585050	18710619	1255690000	Unbundled

--- DELIVERIES ---

	Rate Per AF	Volume AF	Amount
Tier 1 Supply Rate	140.00	28,826.7	4,035,738.00
System Access Rate	223.00	28,826.7	6,428,354.10
Water Stewardship Rate	41.00	28,826.7	1,181,894.70
System Power Rate	189.00	28,826.7	5,448,246.30
Delivery Subtotal		28,826.7	17,094,233.10

--- ADJUSTMENT ---

	Rate Per AF	Volume AF	Amount
Sep 2013 ADJ EXCH IID TO SDCWA	593.00	-14,808.3	-8,781,321.90
Sep 2013 ADJ EXCH IID TO SDCWA (San Diego CWA)	453.00		6,708,159.90
Adjustment Subtotal		-14,808.3	-2,073,162.00
SD-11 Total		14,018.4	15,021,071.10

Meter No SD-DS1

Desalted	Constant	Previous Reading	Current Reading	Volume (Cu. Ft.)	Rate Desc.
Desalted		N/A	N/A	N/A	Unbundled

--- ADJUSTMENT ---

	Rate Per AF	Volume AF	Amount
Sep 2013 LPPDS	862.00	498.6	429,793.20
Sep 2013 LPPDS	862.00	498.6	-429,793.20

Agency Name	Invoice No.	Rev.	Bill Period	Page No.	Mailed On	Due On
San Diego County Water Authority	7816	0	September 2013	4 of 5	10-10-13	11-27-13

Adjustment Subtotal 997.2 0.00

SD-DS1 Total 997.2 0.00

Meter No SD-GRP1

Recovered	Constant	Previous Reading	Current Reading	Volume (Cu. Ft.)	Rate Desc.
Recovered Greenbelt		N/A	N/A	N/A	Unbundled

--- ADJUSTMENT ---

	Rate Per AF	Volume AF	Amount
Sep 2013 GRP	862.00	258.3	222,654.60
Sep 2013 GRP	862.00		-222,654.60

Adjustment Subtotal 258.3 0.00

SD-GRP1 Total 258.3 0.00

Meter No SD-RCL1

Reclaimed	Constant	Previous Reading	Current Reading	Volume (Cu. Ft.)	Rate Desc.
Reclaimed		N/A	N/A	N/A	Unbundled

--- ADJUSTMENT ---

	Rate Per AF	Volume AF	Amount
Aug 2013 LRP Contribution	250.00	73.0	-18,250.00

Adjustment Subtotal 73.0 -18,250.00

SD-RCL1 Total 73.0 -18,250.00

Meter No SD-RCL12

Reclaimed	Constant	Previous Reading	Current Reading	Volume (Cu. Ft.)	Rate Desc.
Reclaimed		N/A	N/A	N/A	Unbundled

--- ADJUSTMENT ---

	Rate Per AF	Volume AF	Amount
Aug 2013 LRP Contribution	250.00	147.2	-36,800.00

Adjustment Subtotal 147.2 -36,800.00

SD-RCL12 Total 147.2 -36,800.00

Meter No SD-RCL13

Reclaimed	Constant	Previous Reading	Current Reading	Volume (Cu. Ft.)	Rate Desc.
Reclaimed		N/A	N/A	N/A	Unbundled

--- ADJUSTMENT ---

	Rate Per AF	Volume AF	Amount
Sep 2013 Contribution	250.00	167.5	-41,875.00

Adjustment Subtotal 167.5 -41,875.00

SD-RCL13 Total 167.5 -41,875.00

Meter No SD-RCL15

Reclaimed	Constant	Previous Reading	Current Reading	Volume (Cu. Ft.)	Rate Desc.
Reclaimed		N/A	N/A	N/A	Unbundled

--- ADJUSTMENT ---

	Rate Per AF	Volume AF	Amount
Aug 2013 Contribution	150.00	116.7	-17,505.00

Adjustment Subtotal 116.7 -17,505.00

Agency Name	Invoice No.	Rev.	Bill Period	Page No.	Mailed On	Due On
San Diego County Water Authority	7816	0	September 2013	5 of 5	10-10-13	11-27-13

SD-RCL15 Total	116.7	-17,505.00
----------------	-------	------------

Meter No SD-RCL6

Reclaimed	Constant	Previous Reading	Current Reading	Volume (Cu. Ft.)	Rate Desc.
Reclaimed		N/A	N/A	N/A	Unbundled

--- ADJUSTMENT ---

	Rate Per AF	Volume AF	Amount
Aug 2013 LRP Contribution	185.00	576.2	-106,597.00
Adjustment Subtotal		<u>576.2</u>	<u>-106,597.00</u>
SD-RCL6 Total		576.2	-106,597.00

Meter No SD-RCL8

Reclaimed	Constant	Previous Reading	Current Reading	Volume (Cu. Ft.)	Rate Desc.
Reclaimed		N/A	N/A	N/A	Unbundled

--- ADJUSTMENT ---

	Rate Per AF	Volume AF	Amount
Aug 2013 LRP Contribution	100.00	470.8	-47,080.00
Adjustment Subtotal		<u>470.8</u>	<u>-47,080.00</u>
SD-RCL8 Total		470.8	-47,080.00

Meter No SD-RCL9

Reclaimed	Constant	Previous Reading	Current Reading	Volume (Cu. Ft.)	Rate Desc.
		N/A	N/A	N/A	Unbundled

--- ADJUSTMENT ---

	Rate Per AF	Volume AF	Amount
Sep 2013 LPPRE	113.00	24.5	2,768.50
Sep 2013 LPPRE	267.00		-6,541.50
Adjustment Subtotal		<u>24.5</u>	<u>-3,773.00</u>
SD-RCL9 Total		24.5	-3,773.00

Meter No SDTJ-01A

Treated Domestic	Constant	Previous Reading	Current Reading	Volume (Cu. Ft.)	Rate Desc.
San Diego-Tijuana	133.68	3424339	3424339	0	Unbundled


--- DELIVERIES ---

	Rate Per AF	Volume AF	Amount
Delivery Subtotal		<u>0.0</u>	<u>0.00</u>
SDTJ-01A Total		0.0	0.00

--- OTHER CHARGES AND CREDITS ---

	Amount
Conservation Ag.# 66654	400.00
Conservation Ag.# 78189	736.90
RTS adjustment for FY 2012/13.	-513,411.66

VOLUME TOTAL	45,744.9	INVOICE TOTAL	\$34,495,529.64
--------------	-----------------	---------------	------------------------



THE METROPOLITAN WATER DISTRICT
of SOUTHERN CALIFORNIA
700 North Alameda Street
Los Angeles, CA 90012-2944
<http://www.mwdh2o.com/>

INVOICE

Billed To:
San Diego County Water Authority



Service Address
4677 Overland Ave.
San Diego, CA 92123-1233

October 2013	Page No. 1 of 1
Mailed: 11/08/2013	Due Date: 12/30/2013
Invoice Number: 7844	Revision: 0

NOTICE

The MWD Administrative Code Section 4507 and 4508 require that payment must be made in "Good Funds" by the due date or the payment will be considered delinquent and an additional charge shall be assessed.

DELIVERIES	Volume (AF)
Total Water Treated Delivered	9,625.7
Total Water Untreated Delivered	37,713.0

SALES	Type	Volume (AF)	Rate (\$ /AF)	Total (\$)
Full Service	Tier 1 Supply Rate	32,544.3	\$140.00	\$4,556,202.00
	System Access Rate	32,544.3	\$223.00	\$7,257,378.90
	Water Stewardship Rate	32,544.3	\$41.00	\$1,334,316.30
	System Power Rate	32,544.3	\$189.00	\$6,150,872.70
	Treatment Surcharge	9,639.6	\$254.00	\$2,448,458.40
Adjust Full Service Prior Rates				
Certification(s) for 201201 to 201212 for Domestic	Treated	-47.7	\$794.00	(\$37,873.80)
IAWP	Treated	47.7		\$36,490.50
SUBTOTAL				\$21,745,845.00

WATER MANAGEMENT	Volume (AF)	Total (\$)
Local Resource Programs	4,711.3	(\$767,104.00)
SUBTOTAL		(\$767,104.00)

EXCHANGES, WHEELING, AND OTHER DELIVERIES	Volume (AF)	Total (\$)
IID San Diego Exchange UnTreated	14,808.3	\$6,708,159.90
		\$6,708,159.90

OTHER CHARGES AND CREDITS	Rate (\$ /AF)	
Conservation Credit	(\$7,865.00)	
Readiness To Serve Charge(Payment Schedule: S)	\$11,362,180.94	
Capacity Charge(Payment Schedule: S)	\$3,376,960.00	
SUBTOTAL		\$14,731,275.94

ADDITIONAL INFORMATION	Volume (AF)	Tier1 %	Peak Day	Flow (CFS)
Tier 1 Annual Limit (For Current Calendar Year)	393,542.0			
Tier 1 YTD Deliveries (For Current Calendar Year)	279,418.1	71.0		
Tier 1 Current Month Deliveries	32,544.3			
Capacity Charge			8/27/2009	1,055.3

INVOICE TOTAL


Volume AF

37,255.6

Amount Now Due

\$42,418,176.84

Note: Amount Due is based on highlighted fields.



MWD
METROPOLITAN WATER DISTRICT OF SOUTHERN CALIFORNIA
 700 North Alameda Street
 Los Angeles, CA, 90012-2944

INVOICE DETAIL

NOTICE

The MWD Administrative Code Section 4507 and 4508 require that payment must be made in "Good Funds" by the due date or the payment will be considered delinquent and an additional charge shall be assessed.

IN ACCORDANCE WITH READINGS AND BILLING DATA LISTED BELOW

Agency Name	Invoice No.	Rev.	Bill Period	Page No.	Mailed On	Due On
San Diego County Water Authority	7844	0	October 2013	1 of 8	11-08-13	12-30-13

Meter No CM-10

Treated	Constant	Previous Reading	Current Reading	Volume (Cu. Ft.)	Rate Desc.
Treated Domestic		0	0	0	Unbundled

--- ADJUSTMENT ---

	Rate Per AF	Volume AF	Amount
Oct 2013 ADJ OC TO SD TRANSFER	847.00	13.9	11,773.30
Adjustment Subtotal		13.9	11,773.30
CM-10 Total		13.9	11,773.30

Meter No SD-01A

Treated Domestic	Constant	Previous Reading	Current Reading	Volume (Cu. Ft.)	Rate Desc.
Rainbow Cyn. Rd. e/o Frontage Rd.	1,000	28713166	28798686	85520000	Unbundled

--- DELIVERIES ---

	Rate Per AF	Volume AF	Amount
Tier 1 Supply Rate	140.00	1,963.3	274,862.00
System Access Rate	223.00	1,963.3	437,815.90
Water Stewardship Rate	41.00	1,963.3	80,495.30
System Power Rate	189.00	1,963.3	371,063.70
Treatment Surcharge	254.00	1,963.3	498,678.20
Delivery Subtotal		1,963.3	1,662,915.10
SD-01A Total		1,963.3	1,662,915.10

Meter No SD-01B

Treated Domestic	Constant	Previous Reading	Current Reading	Volume (Cu. Ft.)	Rate Desc.
Rainbow Cyn. Rd. e/o Frontage Rd.	1,000	28147428	28234621	87193000	Unbundled

--- DELIVERIES ---

	Rate Per AF	Volume AF	Amount
Tier 1 Supply Rate	140.00	2,001.7	280,238.00
System Access Rate	223.00	2,001.7	446,379.10
Water Stewardship Rate	41.00	2,001.7	82,069.70
System Power Rate	189.00	2,001.7	378,321.30
Treatment Surcharge	254.00	2,001.7	508,431.80
Oct 2013, meter under 10% flow Tier 1 supply rate	140.00	0.5	70.00
Oct 2013, meter under 10% flow System access rate	223.00	0.5	111.50
Oct 2013, meter under 10% flow Water stewardship rate	41.00	0.5	20.50
Oct 2013, meter under 10% flow System power rate	189.00	0.5	94.50
Oct 2013, meter under 10% flow Treatment surcharge	254.00	0.5	127.00
Delivery Subtotal		2,002.2	1,695,863.40
SD-01B Total		2,002.2	1,695,863.40

Agency Name	Invoice No.	Rev.	Bill Period	Page No.	Mailed On	Due On
San Diego County Water Authority	7844	0	October 2013	2 of 8	11-08-13	12-30-13

Meter No SD-02

Treated Domestic	Constant	Previous Reading	Current Reading	Volume (Cu. Ft.)	Rate Desc.
w/o Rainbow Glen Rd.	100	29733417	29866949	13353200	Unbundled

--- DELIVERIES ---

	Rate Per AF	Volume AF	Amount
Tier 1 Supply Rate	140.00	306.5	42,910.00
System Access Rate	223.00	306.5	68,349.50
Water Stewardship Rate	41.00	306.5	12,566.50
System Power Rate	189.00	306.5	57,928.50
Treatment Surcharge	254.00	306.5	77,851.00
Oct 2013, meter under 10% flow Tier 1 supply rate	140.00	0.2	28.00
Oct 2013, meter under 10% flow System access rate	223.00	0.2	44.60
Oct 2013, meter under 10% flow Water stewardship rate	41.00	0.2	8.20
Oct 2013, meter under 10% flow System power rate	189.00	0.2	37.80
Oct 2013, meter under 10% flow Treatment surcharge	254.00	0.2	50.80
Delivery Subtotal		306.7	259,774.90
SD-02 Total		306.7	259,774.90

Meter No SD-03

Untreated Domestic	Constant	Previous Reading	Current Reading	Volume (Cu. Ft.)	Rate Desc.
Rainbow Cyn. Rd. e/o Frontage Rd.	1,000	99014077	99686357	672280000	Unbundled

--- DELIVERIES ---

	Rate Per AF	Volume AF	Amount
Tier 1 Supply Rate	140.00	15,433.4	2,160,676.00
System Access Rate	223.00	15,433.4	3,441,648.20
Water Stewardship Rate	41.00	15,433.4	632,769.40
System Power Rate	189.00	15,433.4	2,916,912.60
Delivery Subtotal		15,433.4	9,152,006.20
SD-03 Total		15,433.4	9,152,006.20

Meter No SD-05

Treated Domestic	Constant	Previous Reading	Current Reading	Volume (Cu. Ft.)	Rate Desc.
s/o Reche Rd. w/o Wilt Rd.	100	12496310	12609731	11342100	Unbundled

--- DELIVERIES ---

	Rate Per AF	Volume AF	Amount
Tier 1 Supply Rate	140.00	260.4	36,456.00
System Access Rate	223.00	260.4	58,069.20
Water Stewardship Rate	41.00	260.4	10,676.40
System Power Rate	189.00	260.4	49,215.60
Treatment Surcharge	254.00	260.4	66,141.60
Delivery Subtotal		260.4	220,558.80
SD-05 Total		260.4	220,558.80

Meter No SD-07

Treated Domestic	Constant	Previous Reading	Current Reading	Volume (Cu. Ft.)	Rate Desc.
e/o Wilt Rd. n/o Dos Ninos Ave.	1,000	121384740	121583669	198929000	Unbundled

--- DELIVERIES ---

	Rate Per AF	Volume AF	Amount
Tier 1 Supply Rate	140.00	4,566.8	639,352.00
System Access Rate	223.00	4,566.8	1,018,396.40
Water Stewardship Rate	41.00	4,566.8	187,238.80
System Power Rate	189.00	4,566.8	863,125.20
Treatment Surcharge	254.00	4,566.8	1,159,967.20
Delivery Subtotal		4,566.8	3,868,079.60

--- ADJUSTMENT ---

Rate Per AF	Volume AF	Amount
-------------	-----------	--------

Agency Name	Invoice No.	Rev.	Bill Period	Page No.	Mailed On	Due On
San Diego County Water Authority	7844	0	October 2013	3 of 8	11-08-13	12-30-13

--- ADJUSTMENT ---

	Rate Per AF	Volume AF	Amount
Jan 2012 adj basic to agr (Rincon)	765.00	11.9	9,103.50
Jan 2012 adj basic to agr	794.00	-11.9	-9,448.60
Jan 2012 adj basic to agr (Vallecitos)	765.00	20.4	15,606.00
Jan 2012 adj basic to agr	794.00	-20.4	-16,197.60
Jan 2012 adj basic to agr (Rainbow)	765.00	186.8	142,902.00
Jan 2012 adj basic to agr	794.00	-186.8	-148,319.20
Jan 2012 adj basic to agr voided (Rincon)	765.00	-13.8	-10,557.00
Jan 2012 adj basic to agr voided	794.00	13.8	10,957.20
Jan 2012 adj basic to agr voided (Vallecitos)	765.00	-20.3	-15,529.50
Jan 2012 adj basic to agr voided	794.00	20.3	16,118.20
Jan 2012 adj basic to agr voided (Rainbow)	765.00	-185.1	-141,601.50
Jan 2012 adj basic to agr voided	794.00	185.1	146,969.40
Feb 2012 adj basic to agr (Rincon)	765.00	14.2	10,863.00
Feb 2012 adj basic to agr	794.00	-14.2	-11,274.80
Feb 2012 adj basic to agr (Vallecitos)	765.00	29.9	22,873.50
Feb 2012 adj basic to agr	794.00	-29.9	-23,740.60
Feb 2012 adj basic to agr (Rainbow)	765.00	156.8	119,952.00
Feb 2012 adj basic to agr	794.00	-156.8	-124,499.20
Feb 2012 adj basic to agr voided (Rincon)	765.00	-11.3	-8,644.50
Feb 2012 adj basic to agr voided	794.00	11.3	8,972.20
Feb 2012 adj basic to agr voided (Vallecitos)	765.00	-29.1	-22,261.50
Feb 2012 adj basic to agr voided	794.00	29.1	23,105.40
Feb 2012 adj basic to agr voided (Rainbow)	765.00	-156.6	-119,799.00
Feb 2012 adj basic to agr voided	794.00	156.6	124,340.40
Mar 2012 adj basic to agr (Rincon)	765.00	7.9	6,043.50
Mar 2012 adj basic to agr	794.00	-7.9	-6,272.60
Mar 2012 adj basic to agr (Vallecitos)	765.00	23.7	18,130.50
Mar 2012 adj basic to agr	794.00	-23.7	-18,817.80
Mar 2012 adj basic to agr (Rainbow)	765.00	228.9	175,108.50
Mar 2012 adj basic to agr	794.00	-228.9	-181,746.60
Mar 2012 adj basic to agr voided (Rincon)	765.00	-8.3	-6,349.50
Mar 2012 adj basic to agr voided	794.00	8.3	6,590.20
Mar 2012 adj basic to agr voided (Vallecitos)	765.00	-23.2	-17,748.00
Mar 2012 adj basic to agr voided	794.00	23.2	18,420.80
Mar 2012 adj basic to agr voided (Rainbow)	765.00	-156.1	-119,416.50
Mar 2012 adj basic to agr voided	794.00	156.1	123,943.40
Apr 2012 adj basic to agr (Rincon)	765.00	9.4	7,191.00
Apr 2012 adj basic to agr	794.00	-9.4	-7,463.60
Apr 2012 adj basic to agr (Vallecitos)	765.00	25.8	19,737.00
Apr 2012 adj basic to agr	794.00	-25.8	-20,485.20
Apr 2012 adj basic to agr (Rainbow)	765.00	144.0	110,160.00
Apr 2012 adj basic to agr	794.00	-144.0	-114,336.00
Apr 2012 adj basic to agr voided (Rainbow)	765.00	-143.7	-109,930.50
Apr 2012 adj basic to agr voided	794.00	143.7	114,097.80
Apr 2012 adj basic to agr voided (Rincon)	765.00	-9.4	-7,191.00
Apr 2012 adj basic to agr voided	794.00	9.4	7,463.60
Apr 2012 adj basic to agr voided (Vallecitos)	765.00	-15.2	-11,628.00
Apr 2012 adj basic to agr voided	794.00	15.2	12,068.80
May 2012 adj basic to agr (Rincon)	765.00	30.9	23,638.50
May 2012 adj basic to agr	794.00	-30.9	-24,534.60
May 2012 adj basic to agr (Vallecitos)	765.00	31.4	24,021.00
May 2012 adj basic to agr	794.00	-31.4	-24,931.60
May 2012 adj basic to agr (Rainbow)	765.00	274.6	210,069.00
May 2012 adj basic to agr	794.00	-274.6	-218,032.40
May 2012 adj basic to agr voided (Rincon)	765.00	-29.5	-22,567.50
May 2012 adj basic to agr voided	794.00	29.5	23,423.00
May 2012 adj basic to agr voided (Vallecitos)	765.00	-31.2	-23,868.00
May 2012 adj basic to agr voided	794.00	31.2	24,772.80
May 2012 adj basic to agr voided (Rainbow)	765.00	-303.6	-232,254.00
May 2012 adj basic to agr voided	794.00	303.6	241,058.40
Jun 2012 adj basic to agr (Rincon)	765.00	34.8	26,622.00
Jun 2012 adj basic to agr	794.00	-34.8	-27,631.20
Jun 2012 adj basic to agr (Vallecitos)	765.00	40.4	30,906.00
Jun 2012 adj basic to agr	794.00	-40.4	-32,077.60
Jun 2012 adj basic to agr voided (Rincon)	765.00	-33.8	-25,857.00
Jun 2012 adj basic to agr voided	794.00	33.8	26,837.20
Jun 2012 adj basic to agr voided (Vallecitos)	765.00	-41.4	-31,671.00
Jun 2012 adj basic to agr voided	794.00	41.4	32,871.60
Jul 2012 adj basic to agr (Rincon)	765.00	43.6	33,354.00

Agency Name	Invoice No.	Rev.	Bill Period	Page No.	Mailed On	Due On
San Diego County Water Authority	7844	0	October 2013	4 of 8	11-08-13	12-30-13

--- ADJUSTMENT ---

	Rate Per AF	Volume AF	Amount
Jul 2012 adj basic to agr	794.00	-43.6	-34,618.40
Jul 2012 adj basic to agr (Vallecitos)	765.00	47.4	36,261.00
Jul 2012 adj basic to agr	794.00	-47.4	-37,635.60
Jul 2012 adj basic to agr (Rainbow)	765.00	410.4	313,956.00
Jul 2012 adj basic to agr	794.00	-410.4	-325,857.60
Jul 2012 adj basic to agr voided (Rincon)	765.00	-43.4	-33,201.00
Jul 2012 adj basic to agr voided	794.00	43.4	34,459.60
Jul 2012 adj basic to agr voided (Vallecitos)	765.00	-47.8	-36,567.00
Jul 2012 adj basic to agr voided	794.00	47.8	37,953.20
Jul 2012 adj basic to agr voided (Rainbow)	765.00	-410.1	-313,726.50
Jul 2012 adj basic to agr voided	794.00	410.1	325,619.40
Aug 2012 adj basic to agr (Rincon)	765.00	45.2	34,578.00
Aug 2012 adj basic to agr	794.00	-45.2	-35,888.80
Aug 2012 adj basic to agr (Vallecitos)	765.00	62.1	47,506.50
Aug 2012 adj basic to agr	794.00	-62.1	-49,307.40
Aug 2012 adj basic to agr (Rainbow)	765.00	453.6	347,004.00
Aug 2012 adj basic to agr	794.00	-453.6	-360,158.40
Aug 2012 adj basic to agr voided (Rincon)	765.00	-45.3	-34,654.50
Aug 2012 adj basic to agr voided	794.00	45.3	35,968.20
Aug 2012 adj basic to agr voided	794.00	58.3	46,290.20
Aug 2012 adj basic to agr voided (Vallecitos)	765.00	-58.3	-44,599.50
Aug 2012 adj basic to agr voided (Rainbow)	765.00	-453.2	-346,698.00
Aug 2012 adj basic to agr voided	794.00	453.2	359,840.80
Sep 2012 adj basic to agr (Rincon)	765.00	31.4	24,021.00
Sep 2012 adj basic to agr	794.00	-31.4	-24,931.60
Sep 2012 adj basic to agr voided (Rincon)	765.00	-28.0	-21,420.00
Sep 2012 adj basic to agr voided	794.00	28.0	22,232.00
Oct 2012 adj basic to agr (Rincon)	765.00	25.4	19,431.00
Oct 2012 adj basic to agr	794.00	-25.4	-20,167.60
Oct 2012 adj basic to agr (Vallecitos)	765.00	60.7	46,435.50
Oct 2012 adj basic to agr	794.00	-60.7	-48,195.80
Oct 2012 adj basic to agr voided (Vallecitos)	765.00	-60.6	-46,359.00
Oct 2012 adj basic to agr voided	794.00	60.6	48,116.40
Oct 2012 adj basic to agr voided (Rincon)	765.00	-22.7	-17,365.50
Oct 2012 adj basic to agr voided	794.00	22.7	18,023.80
Nov 2012 adj basic to agr (Rincon)	765.00	17.3	13,234.50
Nov 2012 adj basic to agr	794.00	-17.3	-13,736.20
Nov 2012 adj basic to agr voided (Rincon)	765.00	-14.1	-10,786.50
Nov 2012 adj basic to agr voided	794.00	14.1	11,195.40
Dec 2012 adj basic to agr (Rincon)	765.00	10.0	7,650.00
Dec 2012 adj basic to agr	794.00	-10.0	-7,940.00
Dec 2012 adj basic to agr (Rainbow)	765.00	109.8	83,997.00
Dec 2012 adj basic to agr	794.00	-109.8	-87,181.20
Dec 2012 adj basic to agr voided (Rainbow)	765.00	-109.9	-84,073.50
Dec 2012 adj basic to agr voided	794.00	109.9	87,260.60
Dec 2012 adj basic to agr voided	794.00	36.0	28,584.00
Dec 2012 adj basic to agr voided (Rincon)	765.00	-36.0	-27,540.00
Adjustment Subtotal		0.0	-1,383.30

SD-07 Total 4,566.8 3,866,696.30

Meter No SD-08

Treated Domestic	Constant	Previous Reading	Current Reading	Volume (Cu. Ft.)	Rate Desc.
n/o Red Mtn. n/o Mission Rd.	100	42429520	42596254	16673400	Unbundled

--- DELIVERIES ---

	Rate Per AF	Volume AF	Amount
Tier 1 Supply Rate	140.00	382.8	53,592.00
System Access Rate	223.00	382.8	85,364.40
Water Stewardship Rate	41.00	382.8	15,694.80
System Power Rate	189.00	382.8	72,349.20
Treatment Surcharge	254.00	382.8	97,231.20
Delivery Subtotal		382.8	324,231.60

SD-08 Total 382.8 324,231.60

Agency Name	Invoice No.	Rev.	Bill Period	Page No.	Mailed On	Due On
San Diego County Water Authority	7844	0	October 2013	5 of 8	11-08-13	12-30-13

Meter No SD-09

Treated Domestic	Constant	Previous Reading	Current Reading	Volume (Cu. Ft.)	Rate Desc.
w/o Rainbow Glen. Rd. n/o Red Mtn.	100	10141557	10204068	6251100	Unbundled

--- DELIVERIES ---

	Rate Per AF	Volume AF	Amount
Tier 1 Supply Rate	140.00	143.5	20,090.00
System Access Rate	223.00	143.5	32,000.50
Water Stewardship Rate	41.00	143.5	5,883.50
System Power Rate	189.00	143.5	27,121.50
Treatment Surcharge	254.00	143.5	36,449.00
Delivery Subtotal		143.5	121,544.50
SD-09 Total		143.5	121,544.50

Meter No SD-11

Untreated Domestic	Constant	Previous Reading	Current Reading	Volume (Cu. Ft.)	Rate Desc.
e/o Wilt Rd. n/o Dos Ninos Ave.	10,000	18710619	18807669	970500000	Unbundled

--- DELIVERIES ---

	Rate Per AF	Volume AF	Amount
Tier 1 Supply Rate	140.00	22,279.6	3,119,144.00
System Access Rate	223.00	22,279.6	4,968,350.80
Water Stewardship Rate	41.00	22,279.6	913,463.60
System Power Rate	189.00	22,279.6	4,210,844.40
Delivery Subtotal		22,279.6	13,211,802.80

--- ADJUSTMENT ---

	Rate Per AF	Volume AF	Amount
Oct 2013 ADJ EXCH IID TO SDCWA	593.00	-14,808.3	-8,781,321.90
Oct 2013 ADJ EXCH IID TO SDCWA (San Diego CWA)	453.00		6,708,159.90
Adjustment Subtotal		-14,808.3	-2,073,162.00
SD-11 Total		7,471.3	11,138,640.80

Meter No SD-DS1

Desalted	Constant	Previous Reading	Current Reading	Volume (Cu. Ft.)	Rate Desc.
Desalted		N/A	N/A	N/A	Unbundled

--- ADJUSTMENT ---

	Rate Per AF	Volume AF	Amount
Oct 2013 LPPDS	862.00	466.5	-402,123.00
Oct 2013 LPPDS	862.00	466.5	402,123.00
Adjustment Subtotal		933.0	0.00
SD-DS1 Total		933.0	0.00

Meter No SD-GRP1

Recovered	Constant	Previous Reading	Current Reading	Volume (Cu. Ft.)	Rate Desc.
Recovered Greenbelt		N/A	N/A	N/A	Unbundled

--- ADJUSTMENT ---

	Rate Per AF	Volume AF	Amount
Oct 2013 GRP	862.00	255.4	220,154.80
Oct 2013 GRP	862.00		-220,154.80
Adjustment Subtotal		255.4	0.00
SD-GRP1 Total		255.4	0.00

Agency Name	Invoice No.	Rev.	Bill Period	Page No.	Mailed On	Due On
San Diego County Water Authority	7844	0	October 2013	6 of 8	11-08-13	12-30-13

Meter No SD-RCL1

Reclaimed	Constant	Previous Reading	Current Reading	Volume (Cu. Ft.)	Rate Desc.
Reclaimed		N/A	N/A	N/A	Unbundled

--- ADJUSTMENT ---

	Rate Per AF	Volume AF	Amount
Aug 2013 LRP Contribution VOIDED	250.00	-73.0	18,250.00
Aug 2013 LRP Contribution	250.00	72.9	-18,225.00
Sep 2013 LRP Contribution	250.00	89.0	-22,250.00
Oct 2013 LRP Contribution	250.00	65.4	-16,350.00
Adjustment Subtotal		154.3	-38,575.00
SD-RCL1 Total		154.3	-38,575.00

Meter No SD-RCL10

Reclaimed	Constant	Previous Reading	Current Reading	Volume (Cu. Ft.)	Rate Desc.
Reclaimed		N/A	N/A	N/A	Unbundled

--- ADJUSTMENT ---

	Rate Per AF	Volume AF	Amount
Aug 2013 LRP Contribution	250.00	801.8	-200,450.00
Sep 2013 LRP Contribution	250.00	782.0	-195,500.00
Adjustment Subtotal		1,583.8	-395,950.00
SD-RCL10 Total		1,583.8	-395,950.00

Meter No SD-RCL11

N/A	Constant	Previous Reading	Current Reading	Volume (Cu. Ft.)	Rate Desc.
Reclaimed	No Cons 3	N/A	N/A	N/A	Unbundled

--- ADJUSTMENT ---

	Rate Per AF	Volume AF	Amount
Jul 2011 Contribution (Rate Adj fr \$0/af to \$76/af)	76.00	58.8	-4,468.80
Aug 2011 Contribution (Rate Adj fr \$0/af to \$76/af)	76.00	79.2	-6,019.20
Sep 2011 Contribution (Rate Adj fr \$0/af to \$76/af)	76.00	34.9	-2,652.40
Oct 2011 Contribution (Rate Adj fr \$0/af to \$76/af)	76.00	35.8	-2,720.80
Nov 2011 Contribution (Rate Adj fr \$0/af to \$76/af)	76.00	11.4	-866.40
Dec 2011 Contribution (Rate Adj fr \$0/af to \$76/af)	76.00	7.4	-562.40
Jan 2012 Contribution (Rate Adj fr \$0/af to \$26/af)	26.00	9.1	-236.60
Feb 2012 Contribution (Rate Adj fr \$0/af to \$26/af)	26.00	11.6	-301.60
Mar 2012 Contribution (Rate Adj fr \$0/af to \$26/af)	26.00	6.4	-166.40
Apr 2012 Contribution (Rate Adj fr \$0/af to \$26/af)	26.00	11.9	-309.40
May 2012 Contribution (Rate Adj fr \$0/af to \$26/af)	26.00	31.2	-811.20
Jun 2012 Contribution (Rate Adj fr \$0/af to \$26/af)	26.00	61.0	-1,586.00
Adjustment Subtotal		358.7	-20,701.20
SD-RCL11 Total		358.7	-20,701.20

Meter No SD-RCL12

Reclaimed	Constant	Previous Reading	Current Reading	Volume (Cu. Ft.)	Rate Desc.
Reclaimed		N/A	N/A	N/A	Unbundled

--- ADJUSTMENT ---

	Rate Per AF	Volume AF	Amount
Sep 2013 LRP Contribution	250.00	79.5	-19,875.00
Oct 2013 LRP Contribution	250.00	138.2	-34,550.00
Adjustment Subtotal		217.7	-54,425.00

Agency Name	Invoice No.	Rev.	Bill Period	Page No.	Mailed On	Due On
San Diego County Water Authority	7844	0	October 2013	7 of 8	11-08-13	12-30-13

SD-RCL12 Total	217.7	-54,425.00
----------------	-------	------------

Meter No SD-RCL13

Reclaimed	Constant	Previous Reading	Current Reading	Volume (Cu. Ft.)	Rate Desc.
Reclaimed		N/A	N/A	N/A	Unbundled

--- ADJUSTMENT ---

	Rate Per AF	Volume AF	Amount
Oct 2013 Contribution	250.00	106.5	-26,625.00
Adjustment Subtotal		106.5	-26,625.00

SD-RCL13 Total	106.5	-26,625.00
----------------	-------	------------

Meter No SD-RCL15

Reclaimed	Constant	Previous Reading	Current Reading	Volume (Cu. Ft.)	Rate Desc.
Reclaimed		N/A	N/A	N/A	Unbundled

--- ADJUSTMENT ---

	Rate Per AF	Volume AF	Amount
Sep 2013 Contribution	150.00	151.6	-22,740.00
Oct 2013 Contribution	150.00	175.3	-26,295.00
Adjustment Subtotal		326.9	-49,035.00

SD-RCL15 Total	326.9	-49,035.00
----------------	-------	------------

Meter No SD-RCL5

Reclaimed	Constant	Previous Reading	Current Reading	Volume (Cu. Ft.)	Rate Desc.
Reclaimed		N/A	N/A	N/A	Unbundled

--- ADJUSTMENT ---

	Rate Per AF	Volume AF	Amount
Aug 2013 LPPRE	267.00		-5,607.00
Aug 2013 LPPRE	113.00	21.0	2,373.00
Sep 2013 LPPRE	113.00	22.2	2,508.60
Sep 2013 LPPRE	267.00		-5,927.40
Oct 2013 LPPRE	113.00	15.9	1,796.70
Oct 2013 LPPRE	267.00		-4,245.30
Adjustment Subtotal		59.1	-9,101.40

SD-RCL5 Total	59.1	-9,101.40
---------------	------	-----------

Meter No SD-RCL6

Reclaimed	Constant	Previous Reading	Current Reading	Volume (Cu. Ft.)	Rate Desc.
Reclaimed		N/A	N/A	N/A	Unbundled

--- ADJUSTMENT ---

	Rate Per AF	Volume AF	Amount
Sep 2013 LRP Contribution	185.00	627.2	-116,032.00
Adjustment Subtotal		627.2	-116,032.00

SD-RCL6 Total	627.2	-116,032.00
---------------	-------	-------------

Meter No SD-RCL8

Reclaimed	Constant	Previous Reading	Current Reading	Volume (Cu. Ft.)	Rate Desc.
Reclaimed		N/A	N/A	N/A	Unbundled

--- ADJUSTMENT ---

	Rate Per AF	Volume AF	Amount
Sep 2013 LRP Contribution	100.00	534.1	-53,410.00

Agency Name	Invoice No.	Rev.	Bill Period	Page No.	Mailed On	Due On
San Diego County Water Authority	7844	0	October 2013	8 of 8	11-08-13	12-30-13

Adjustment Subtotal	534.1	-53,410.00
----------------------------	-------	------------

SD-RCL8 Total	534.1	-53,410.00
----------------------	-------	------------

Meter No SD-RCL9

Reclaimed	Constant	Previous Reading	Current Reading	Volume (Cu. Ft.)	Rate Desc.
		N/A	N/A	N/A	Unbundled

--- ADJUSTMENT ---

	Rate Per AF	Volume AF	Amount
Oct 2013 LPPRE	113.00	21.1	2,384.30
Oct 2013 LPPRE	267.00		-5,633.70

Adjustment Subtotal	21.1	-3,249.40
----------------------------	------	-----------

SD-RCL9 Total	21.1	-3,249.40
----------------------	------	-----------

Meter No SDTJ-01A

Treated Domestic	Constant	Previous Reading	Current Reading	Volume (Cu. Ft.)	Rate Desc.
San Diego-Tijuana	133.68	3424339	3424339	0	Unbundled

--- DELIVERIES ---

	Rate Per AF	Volume AF	Amount
Delivery Subtotal		0.0	0.00


SDTJ-01A Total	0.0	0.00
-----------------------	-----	------

--- OTHER CHARGES AND CREDITS ---

	Amount
Conservation Ag.# 66654	-8,190.00
Conservation Ag.# 78189	325.00
Capacity Charge for current calendar year	3,376,960.00
Readiness to Serve Charge for current fiscal year	11,362,180.94

VOLUME TOTAL	INVOICE TOTAL
37,722.1	\$42,418,176.84

This invoice was printed on 12/4/2013 at 3:14:37PM



THE METROPOLITAN WATER DISTRICT
of SOUTHERN CALIFORNIA
700 North Alameda Street
Los Angeles, CA 90012-2944
<http://www.mwdh2o.com/>

INVOICE

Billed To:
San Diego County Water Authority



Service Address
4677 Overland Ave.
San Diego, CA 92123-1233

November 2013	Page No. 1 of 1
Mailed: 12/10/2013	Due Date: 01/31/2014
Invoice Number: 7872	Revision: 0

NOTICE

The MWD Administrative Code Section 4507 and 4508 require that payment must be made in "Good Funds" by the due date or the payment will be considered delinquent and an additional charge shall be assessed.

DELIVERIES	Volume (AF)
Total Water Treated Delivered	7,777.0
Total Water Untreated Delivered	25,668.1

SALES	Type	Volume (AF)	Rate (\$ /AF)	Total (\$)
Full Service	Tier 1 Supply Rate	9,518.7	\$140.00	\$1,332,618.00
	System Access Rate	9,518.7	\$223.00	\$2,122,670.10
	Water Stewardship Rate	9,518.7	\$41.00	\$390,266.70
	System Power Rate	9,518.7	\$189.00	\$1,799,034.30
	Treatment Surcharge	7,788.3	\$254.00	\$1,978,228.20
SUBTOTAL				\$7,622,817.30

MISCELLANEOUS SALES	Volume (AF)	Total (\$)
Emergency Storage Program - UT	9,129.4	\$5,413,734.20
		\$5,413,734.20

WATER MANAGEMENT	Volume (AF)	Total (\$)
Local Resource Programs	1,656.4	(\$225,241.80)
SUBTOTAL		(\$225,241.80)

EXCHANGES, WHEELING, AND OTHER DELIVERIES	Volume (AF)	Total (\$)
IID San Diego Exchange UnTreated	14,808.3	\$6,708,159.90
		\$6,708,159.90

OTHER CHARGES AND CREDITS	Rate (\$ /AF)	Total (\$)
Conservation Credit		(\$17,746.09)
SUBTOTAL		(\$17,746.09)

ADDITIONAL INFORMATION	Volume (AF)	Tier1 %	Peak Day	Flow (CFS)
Tier 1 Annual Limit (For Current Calendar Year)	393,542.0			
Tier 1 YTD Deliveries (For Current Calendar Year)	288,936.8	73.0		
Tier 1 Current Month Deliveries	9,518.7			
Capacity Charge			8/27/2009	1,055.3

INVOICE TOTAL


Volume AF

20,304.5

Amount Now Due

\$19,501,723.51

Note: Amount Due is based on highlighted fields

**MWD**

METROPOLITAN WATER DISTRICT OF SOUTHERN CALIFORNIA

700 North Alameda Street

Los Angeles, CA, 90012-2944

INVOICE DETAIL**NOTICE**

The MWD Administrative Code Section 4507 and 4508 require that payment must be made in "Good Funds" by the due date or the payment will be considered delinquent and an additional charge shall be assessed.

IN ACCORDANCE WITH READINGS AND BILLING DATA LISTED BELOW

Agency Name	Invoice No.	Rev.	Bill Period	Page No.	Mailed On	Due On
San Diego County Water Authority	7872	0	November 2013	1 of 5	12-10-13	01-31-14

Meter No CM-10

Treated	Constant	Previous Reading	Current Reading	Volume (Cu. Ft.)	Rate Desc.
Treated Domestic		0	0	0	Unbundled

--- ADJUSTMENT ---

	Rate Per AF	Volume AF	Amount
Nov 2013 ADJ OC TO SD TRANSFER	847.00	11.3	9,571.10
Adjustment Subtotal		11.3	9,571.10
CM-10 Total		11.3	9,571.10

Meter No SD-01A

Treated Domestic	Constant	Previous Reading	Current Reading	Volume (Cu. Ft.)	Rate Desc.
Rainbow Cyn. Rd. e/o Frontage Rd.	1,000	28798686	28864119	65433000	Unbundled

--- DELIVERIES ---

	Rate Per AF	Volume AF	Amount
Tier 1 Supply Rate	140.00	1,502.1	210,294.00
System Access Rate	223.00	1,502.1	334,968.30
Water Stewardship Rate	41.00	1,502.1	61,586.10
System Power Rate	189.00	1,502.1	283,896.90
Treatment Surcharge	254.00	1,502.1	381,533.40
Nov 2013, meter under 10% flow Tier 1 supply rate	140.00	0.2	28.00
Nov 2013, meter under 10% flow System access rate	223.00	0.2	44.60
Nov 2013, meter under 10% flow Water stewardship rate	41.00	0.2	8.20
Nov 2013, meter under 10% flow System power rate	189.00	0.2	37.80
Nov 2013, meter under 10% flow Treatment surcharge	254.00	0.2	50.80
Delivery Subtotal		1,502.3	1,272,448.10
SD-01A Total		1,502.3	1,272,448.10

Meter No SD-01B

Treated Domestic	Constant	Previous Reading	Current Reading	Volume (Cu. Ft.)	Rate Desc.
Rainbow Cyn. Rd. e/o Frontage Rd.	1,000	28234621	28306254	71633000	Unbundled

--- DELIVERIES ---

	Rate Per AF	Volume AF	Amount
Tier 1 Supply Rate	140.00	1,644.5	230,230.00
System Access Rate	223.00	1,644.5	366,723.50
Water Stewardship Rate	41.00	1,644.5	67,424.50
System Power Rate	189.00	1,644.5	310,810.50
Treatment Surcharge	254.00	1,644.5	417,703.00
Delivery Subtotal		1,644.5	1,392,891.50
SD-01B Total		1,644.5	1,392,891.50

Agency Name	Invoice No.	Rev.	Bill Period	Page No.	Mailed On	Due On
San Diego County Water Authority	7872	0	November 2013	2 of 5	12-10-13	01-31-14

Meter No SD-02

Treated Domestic	Constant	Previous Reading	Current Reading	Volume (Cu. Ft.)	Rate Desc.
w/o Rainbow Glen Rd.	100	29866949	29945757	7880800	Unbundled

--- DELIVERIES ---

	Rate Per AF	Volume AF	Amount
Tier 1 Supply Rate	140.00	180.9	25,326.00
System Access Rate	223.00	180.9	40,340.70
Water Stewardship Rate	41.00	180.9	7,416.90
System Power Rate	189.00	180.9	34,190.10
Treatment Surcharge	254.00	180.9	45,948.60
Nov 2013, meter under 10% flow Tier 1 supply rate	140.00	0.2	28.00
Nov 2013, meter under 10% flow System access rate	223.00	0.2	44.60
Nov 2013, meter under 10% flow Water stewardship rate	41.00	0.2	8.20
Nov 2013, meter under 10% flow System power rate	189.00	0.2	37.80
Nov 2013, meter under 10% flow Treatment surcharge	254.00	0.2	50.80
Delivery Subtotal		181.1	153,391.70
SD-02 Total		181.1	153,391.70

Meter No SD-03

Untreated Domestic	Constant	Previous Reading	Current Reading	Volume (Cu. Ft.)	Rate Desc.
Rainbow Cyn. Rd. e/o Frontage Rd.	1,000	99686357	100075771	389414000	Unbundled

--- DELIVERIES ---

	Rate Per AF	Volume AF	Amount
Tier 1 Supply Rate	140.00	8,939.7	1,251,558.00
System Access Rate	223.00	8,939.7	1,993,553.10
Water Stewardship Rate	41.00	8,939.7	366,527.70
System Power Rate	189.00	8,939.7	1,689,603.30
Delivery Subtotal		8,939.7	5,301,242.10
SD-03 Total		8,939.7	5,301,242.10

Meter No SD-05

Treated Domestic	Constant	Previous Reading	Current Reading	Volume (Cu. Ft.)	Rate Desc.
s/o Reche Rd. w/o Wilt Rd.	100	12609731	12676402	6667100	Unbundled

--- DELIVERIES ---

	Rate Per AF	Volume AF	Amount
Tier 1 Supply Rate	140.00	153.1	21,434.00
System Access Rate	223.00	153.1	34,141.30
Water Stewardship Rate	41.00	153.1	6,277.10
System Power Rate	189.00	153.1	28,935.90
Treatment Surcharge	254.00	153.1	38,887.40
Delivery Subtotal		153.1	129,675.70
SD-05 Total		153.1	129,675.70

Meter No SD-07

Treated Domestic	Constant	Previous Reading	Current Reading	Volume (Cu. Ft.)	Rate Desc.
e/o Wilt Rd. n/o Dos Ninos Ave.	1,000	121583669	121751078	167409000	Unbundled

--- DELIVERIES ---

	Rate Per AF	Volume AF	Amount
Tier 1 Supply Rate	140.00	3,843.2	538,048.00
System Access Rate	223.00	3,843.2	857,033.60
Water Stewardship Rate	41.00	3,843.2	157,571.20
System Power Rate	189.00	3,843.2	726,364.80
Treatment Surcharge	254.00	3,843.2	976,172.80
Delivery Subtotal		3,843.2	3,255,190.40

Agency Name	Invoice No.	Rev.	Bill Period	Page No.	Mailed On	Due On
San Diego County Water Authority	7872	0	November 2013	3 of 5	12-10-13	01-31-14

SD-07 Total 3,843.2 3,255,190.40

Meter No SD-08

Treated Domestic	Constant	Previous Reading	Current Reading	Volume (Cu. Ft.)	Rate Desc.
n/o Red Mtn. n/o Mission Rd.	100	42596254	42750425	15417100	Unbundled

--- DELIVERIES ---

	Rate Per AF	Volume AF	Amount
Tier 1 Supply Rate	140.00	353.9	49,546.00
System Access Rate	223.00	353.9	78,919.70
Water Stewardship Rate	41.00	353.9	14,509.90
System Power Rate	189.00	353.9	66,887.10
Treatment Surcharge	254.00	353.9	89,890.60
Delivery Subtotal		353.9	299,753.30

SD-08 Total 353.9 299,753.30

Meter No SD-09

Treated Domestic	Constant	Previous Reading	Current Reading	Volume (Cu. Ft.)	Rate Desc.
w/o Rainbow Glen. Rd. n/o Red Mtn.	100	10204068	10247170	4310200	Unbundled

--- DELIVERIES ---

	Rate Per AF	Volume AF	Amount
Tier 1 Supply Rate	140.00	98.9	13,846.00
System Access Rate	223.00	98.9	22,054.70
Water Stewardship Rate	41.00	98.9	4,054.90
System Power Rate	189.00	98.9	18,692.10
Treatment Surcharge	254.00	98.9	25,120.60
Delivery Subtotal		98.9	83,768.30

SD-09 Total 98.9 83,768.30

Meter No SD-11

Untreated Domestic	Constant	Previous Reading	Current Reading	Volume (Cu. Ft.)	Rate Desc.
e/o Wilt Rd. n/o Dos Ninos Ave.	10,000	18807669	18880538	728690000	Unbundled

--- DELIVERIES ---

	Rate Per AF	Volume AF	Amount
Tier 1 Supply Rate	140.00	16,728.4	2,341,976.00
System Access Rate	223.00	16,728.4	3,730,433.20
Water Stewardship Rate	41.00	16,728.4	685,864.40
System Power Rate	189.00	16,728.4	3,161,667.60
Delivery Subtotal		16,728.4	9,919,941.20

--- ADJUSTMENT ---

	Rate Per AF	Volume AF	Amount
Sep 2013 adj basic to esp (City of San Diego)	593.00	8,247.4	4,890,708.20
Sep 2013 adj basic to esp	593.00	-8,247.4	-4,890,708.20
Oct 2013 adj basic to esp (City of San Diego)	593.00	882.0	523,026.00
Oct 2013 adj basic to esp	593.00	-882.0	-523,026.00
Nov 2013 ADJ EXCH IID TO SDCWA	593.00	-14,808.3	-8,781,321.90
Nov 2013 ADJ EXCH IID TO SDCWA (San Diego CWA)	453.00		6,708,159.90
Adjustment Subtotal		-14,808.3	-2,073,162.00

SD-11 Total 1,920.1 7,846,779.20

Meter No SD-DS1

Desalted	Constant	Previous Reading	Current Reading	Volume (Cu. Ft.)	Rate Desc.
Desalted		N/A	N/A	N/A	Unbundled

--- ADJUSTMENT ---

	Rate Per AF	Volume AF	Amount
Nov 2013 LPPDS	862.00	505.0	435,310.00

Agency Name	Invoice No.	Rev.	Bill Period	Page No.	Mailed On	Due On
San Diego County Water Authority	7872	0	November 2013	4 of 5	12-10-13	01-31-14

--- ADJUSTMENT ---

Nov 2013 LPPDS

	Rate Per AF	Volume AF	Amount
	862.00	505.0	-435,310.00
Adjustment Subtotal		<u>1,010.0</u>	<u>0.00</u>
SD-DS1 Total		<u>1,010.0</u>	<u>0.00</u>

Meter No SD-GRP1

Recovered	Constant	Previous Reading	Current Reading	Volume (Cu. Ft.)	Rate Desc.
Recovered Greenbelt		N/A	N/A	N/A	Unbundled

--- ADJUSTMENT ---

Nov 2013 GRP
Nov 2013 GRP

	Rate Per AF	Volume AF	Amount
	862.00	246.9	212,827.80
	862.00		-212,827.80
Adjustment Subtotal		<u>246.9</u>	<u>0.00</u>
SD-GRP1 Total		<u>246.9</u>	<u>0.00</u>

Meter No SD-RCL1

Reclaimed	Constant	Previous Reading	Current Reading	Volume (Cu. Ft.)	Rate Desc.
Reclaimed		N/A	N/A	N/A	Unbundled

--- ADJUSTMENT ---

Oct 2013 LRP Contribution VOIDED
Oct 2013 LRP Contribution
Nov 2013 LRP Contribution

	Rate Per AF	Volume AF	Amount
	250.00	-65.4	16,350.00
	250.00	63.4	-15,850.00
	250.00	37.3	-9,325.00
Adjustment Subtotal		<u>35.3</u>	<u>-8,825.00</u>
SD-RCL1 Total		<u>35.3</u>	<u>-8,825.00</u>

Meter No SD-RCL10

Reclaimed	Constant	Previous Reading	Current Reading	Volume (Cu. Ft.)	Rate Desc.
Reclaimed		N/A	N/A	N/A	Unbundled

--- ADJUSTMENT ---

Oct 2013 LRP Contribution

	Rate Per AF	Volume AF	Amount
	250.00	799.1	-199,775.00
Adjustment Subtotal		<u>799.1</u>	<u>-199,775.00</u>
SD-RCL10 Total		<u>799.1</u>	<u>-199,775.00</u>

Meter No SD-RCL13

Reclaimed	Constant	Previous Reading	Current Reading	Volume (Cu. Ft.)	Rate Desc.
Reclaimed		N/A	N/A	N/A	Unbundled

--- ADJUSTMENT ---

Nov 2013 Contribution

	Rate Per AF	Volume AF	Amount
	250.00	60.9	-15,225.00
Adjustment Subtotal		<u>60.9</u>	<u>-15,225.00</u>
SD-RCL13 Total		<u>60.9</u>	<u>-15,225.00</u>

Meter No SD-RCL9

Reclaimed	Constant	Previous Reading	Current Reading	Volume (Cu. Ft.)	Rate Desc.
Reclaimed		N/A	N/A	N/A	Unbundled

--- ADJUSTMENT ---

Rate Per AF	Volume AF	Amount
-------------	-----------	--------

Agency Name	Invoice No.	Rev.	Bill Period	Page No.	Mailed On	Due On
San Diego County Water Authority	7872	0	November 2013	5 of 5	12-10-13	01-31-14

--- ADJUSTMENT ---

	Rate Per AF	Volume AF	Amount
Nov 2013 LPPRE	113.00	9.2	1,039.60
Nov 2013 LPPRE	267.00		-2,456.40
Adjustment Subtotal		9.2	-1,416.80
SD-RCL9 Total		9.2	-1,416.80

Meter No SDTJ-01A

Treated Domestic	Constant	Previous Reading	Current Reading	Volume (Cu. Ft.)	Rate Desc.
San Diego-Tijuana	133.68	3424339	3424339	0	Unbundled

--- DELIVERIES ---


	Rate Per AF	Volume AF	Amount
Delivery Subtotal		0.0	0.00
SDTJ-01A Total		0.0	0.00

--- OTHER CHARGES AND CREDITS ---

	Amount
Conservation Ag.# 66654	-18,000.00
Conservation Ag.# 78189	253.91

VOLUME TOTAL	INVOICE TOTAL
20,809.5	\$19,501,723.51

This invoice was printed on 5/12/2014 at 11:58:59AM



THE METROPOLITAN WATER DISTRICT
of SOUTHERN CALIFORNIA
 700 North Alameda Street
 Los Angeles, CA 90012-2944
<http://www.mwdh2o.com/>

INVOICE

Billed To:
 San Diego County Water Authority



Service Address
 4677 Overland Ave.
 San Diego, CA 92123-1233

December 2013	Page No. 1 of 1
Mailed: 01/10/2014	Due Date: 02/28/2014
Invoice Number: 7900	Revision: 0

NOTICE

The MWD Administrative Code Section 4507 and 4508 require that payment must be made in "Good Funds" by the due date or the payment will be considered delinquent and an additional charge shall be assessed.

DELIVERIES	Volume (AF)
Total Water Treated Delivered	7,275.1
Total Water Untreated Delivered	23,980.7

SALES	Type	Volume (AF)	Rate (\$ /AF)	Total (\$)
Full Service	Tier 1 Supply Rate	14,122.0	\$140.00	\$1,977,080.00
	System Access Rate	14,122.0	\$223.00	\$3,149,206.00
	Water Stewardship Rate	14,122.0	\$41.00	\$579,002.00
	System Power Rate	14,122.0	\$189.00	\$2,669,058.00
	Treatment Surcharge	7,284.0	\$254.00	\$1,850,136.00
SUBTOTAL				\$10,224,482.00

WATER MANAGEMENT	Volume (AF)	Total (\$)
Local Resource Programs	2,609.9	(\$395,746.30)
SUBTOTAL		(\$395,746.30)

EXCHANGES, WHEELING, AND OTHER DELIVERIES	Volume (AF)	Total (\$)
IID San Diego Exchange UnTreated	17,142.7	\$7,765,643.10
		\$7,765,643.10

OTHER CHARGES AND CREDITS	Rate (\$ /AF)	Total (\$)
Conservation Credit		\$329.00
SUBTOTAL		\$329.00


ADDITIONAL INFORMATION	Volume (AF)	Tier1 %	Peak Day	Flow (CFS)
Tier 1 Annual Limit (For Current Calendar Year)	393,542.0			
Tier 1 YTD Deliveries (For Current Calendar Year)	303,058.8	77.0		
Tier 1 Current Month Deliveries	14,122.0			
Capacity Charge			8/27/2009	1,055.3

INVOICE TOTAL

Volume AF
16,731.9

Amount Now Due
\$17,594,707.80

Note: Amount Due is based on highlighted fields.



MWD
METROPOLITAN WATER DISTRICT OF SOUTHERN CALIFORNIA
 700 North Alameda Street
 Los Angeles, CA, 90012-2944

INVOICE DETAIL

NOTICE

The MWD Administrative Code Section 4507 and 4508 require that payment must be made in "Good Funds" by the due date or the payment will be considered delinquent and an additional charge shall be assessed.

IN ACCORDANCE WITH READINGS AND BILLING DATA LISTED BELOW

Agency Name	Invoice No.	Rev.	Bill Period	Page No.	Mailed On	Due On
San Diego County Water Authority	7900	0	December 2013	1 of 5	01-10-14	02-28-14

Meter No CM-10

Treated	Constant	Previous Reading	Current Reading	Volume (Cu. Ft.)	Rate Desc.
Treated Domestic		0	0	0	Unbundled

--- ADJUSTMENT ---

	Rate Per AF	Volume AF	Amount
Dec 2013 ADJ OC TO SD TRANSFER	847.00	8.9	7,538.30
Adjustment Subtotal		8.9	7,538.30
CM-10 Total		8.9	7,538.30

Meter No SD-01A

Treated Domestic	Constant	Previous Reading	Current Reading	Volume (Cu. Ft.)	Rate Desc.
Rainbow Cyn. Rd. e/o Frontage Rd.	1,000	28864119	28932002	67883000	Unbundled

--- DELIVERIES ---

	Rate Per AF	Volume AF	Amount
Tier 1 Supply Rate	140.00	1,558.4	218,176.00
System Access Rate	223.00	1,558.4	347,523.20
Water Stewardship Rate	41.00	1,558.4	63,894.40
System Power Rate	189.00	1,558.4	294,537.60
Treatment Surcharge	254.00	1,558.4	395,833.60
Delivery Subtotal		1,558.4	1,319,964.80
SD-01A Total		1,558.4	1,319,964.80

Meter No SD-01B

Treated Domestic	Constant	Previous Reading	Current Reading	Volume (Cu. Ft.)	Rate Desc.
Rainbow Cyn. Rd. e/o Frontage Rd.	1,000	28306254	28373114	66860000	Unbundled

--- DELIVERIES ---

	Rate Per AF	Volume AF	Amount
Tier 1 Supply Rate	140.00	1,534.9	214,886.00
System Access Rate	223.00	1,534.9	342,282.70
Water Stewardship Rate	41.00	1,534.9	62,930.90
System Power Rate	189.00	1,534.9	290,096.10
Treatment Surcharge	254.00	1,534.9	389,864.60
Delivery Subtotal		1,534.9	1,300,060.30
SD-01B Total		1,534.9	1,300,060.30

Meter No SD-02

Treated Domestic	Constant	Previous Reading	Current Reading	Volume (Cu. Ft.)	Rate Desc.
w/o Rainbow Glen Rd.	100	29945757	30027729	8197200	Unbundled

Agency Name	Invoice No.	Rev.	Bill Period	Page No.	Mailed On	Due On
San Diego County Water Authority	7900	0	December 2013	2 of 5	01-10-14	02-28-14

--- DELIVERIES ---

	Rate Per AF	Volume AF	Amount
Tier 1 Supply Rate	140.00	188.2	26,348.00
System Access Rate	223.00	188.2	41,968.60
Water Stewardship Rate	41.00	188.2	7,716.20
System Power Rate	189.00	188.2	35,569.80
Treatment Surcharge	254.00	188.2	47,802.80
Dec 2013, meter under 10% flow Tier 1 supply rate	140.00	1.2	168.00
Dec 2013, meter under 10% flow System access rate	223.00	1.2	267.60
Dec 2013, meter under 10% flow Water stewardship rate	41.00	1.2	49.20
Dec 2013, meter under 10% flow System power rate	189.00	1.2	226.80
Dec 2013, meter under 10% flow Treatment surcharge	254.00	1.2	304.80
Delivery Subtotal		189.4	160,421.80
SD-02 Total		189.4	160,421.80

Meter No SD-03

Untreated Domestic	Constant	Previous Reading	Current Reading	Volume (Cu. Ft.)	Rate Desc.
Rainbow Cyn. Rd. e/o Frontage Rd.	1,000	100075771	100349201	273430000	Unbundled

--- DELIVERIES ---

	Rate Per AF	Volume AF	Amount
Tier 1 Supply Rate	140.00	6,277.1	878,794.00
System Access Rate	223.00	6,277.1	1,399,793.30
Water Stewardship Rate	41.00	6,277.1	257,361.10
System Power Rate	189.00	6,277.1	1,186,371.90
Delivery Subtotal		6,277.1	3,722,320.30
SD-03 Total		6,277.1	3,722,320.30

Meter No SD-05

Treated Domestic	Constant	Previous Reading	Current Reading	Volume (Cu. Ft.)	Rate Desc.
s/o Reche Rd. w/o Wilt Rd.	100	12676402	12733902	5750000	Unbundled

--- DELIVERIES ---

	Rate Per AF	Volume AF	Amount
Tier 1 Supply Rate	140.00	132.0	18,480.00
System Access Rate	223.00	132.0	29,436.00
Water Stewardship Rate	41.00	132.0	5,412.00
System Power Rate	189.00	132.0	24,948.00
Treatment Surcharge	254.00	132.0	33,528.00
Delivery Subtotal		132.0	111,804.00
SD-05 Total		132.0	111,804.00

Meter No SD-07

Treated Domestic	Constant	Previous Reading	Current Reading	Volume (Cu. Ft.)	Rate Desc.
e/o Wilt Rd. n/o Dos Ninos Ave.	1,000	121751078	121899911	148833000	Unbundled

--- DELIVERIES ---

	Rate Per AF	Volume AF	Amount
Tier 1 Supply Rate	140.00	3,416.7	478,338.00
System Access Rate	223.00	3,416.7	761,924.10
Water Stewardship Rate	41.00	3,416.7	140,084.70
System Power Rate	189.00	3,416.7	645,756.30
Treatment Surcharge	254.00	3,416.7	867,841.80
Delivery Subtotal		3,416.7	2,893,944.90
SD-07 Total		3,416.7	2,893,944.90

Agency Name	Invoice No.	Rev.	Bill Period	Page No.	Mailed On	Due On
San Diego County Water Authority	7900	0	December 2013	3 of 5	01-10-14	02-28-14

Meter No SD-08

Treated Domestic	Constant	Previous Reading	Current Reading	Volume (Cu. Ft.)	Rate Desc.
n/o Red Mtn. n/o Mission Rd.	100	42750425	42894677	14425200	Unbundled

--- DELIVERIES ---

	Rate Per AF	Volume AF	Amount
Tier 1 Supply Rate	140.00	331.2	46,368.00
System Access Rate	223.00	331.2	73,857.60
Water Stewardship Rate	41.00	331.2	13,579.20
System Power Rate	189.00	331.2	62,596.80
Treatment Surcharge	254.00	331.2	84,124.80
Dec 2013, meter under 10% flow Tier 1 supply rate	140.00	1.5	210.00
Dec 2013, meter under 10% flow System access rate	223.00	1.5	334.50
Dec 2013, meter under 10% flow Water stewardship rate	41.00	1.5	61.50
Dec 2013, meter under 10% flow System power rate	189.00	1.5	283.50
Dec 2013, meter under 10% flow Treatment surcharge	254.00	1.5	381.00
Delivery Subtotal		332.7	281,796.90
SD-08 Total		332.7	281,796.90

Meter No SD-09

Treated Domestic	Constant	Previous Reading	Current Reading	Volume (Cu. Ft.)	Rate Desc.
w/o Rainbow Glen. Rd. n/o Red Mtn.	100	10247170	10295520	4835000	Unbundled

--- DELIVERIES ---

	Rate Per AF	Volume AF	Amount
Tier 1 Supply Rate	140.00	111.0	15,540.00
System Access Rate	223.00	111.0	24,753.00
Water Stewardship Rate	41.00	111.0	4,551.00
System Power Rate	189.00	111.0	20,979.00
Treatment Surcharge	254.00	111.0	28,194.00
Delivery Subtotal		111.0	94,017.00
SD-09 Total		111.0	94,017.00

Meter No SD-11

Untreated Domestic	Constant	Previous Reading	Current Reading	Volume (Cu. Ft.)	Rate Desc.
e/o Wilt Rd. n/o Dos Ninos Ave.	10,000	18880538	18957655	771170000	Unbundled

--- DELIVERIES ---

	Rate Per AF	Volume AF	Amount
Tier 1 Supply Rate	140.00	17,703.6	2,478,504.00
System Access Rate	223.00	17,703.6	3,947,902.80
Water Stewardship Rate	41.00	17,703.6	725,847.60
System Power Rate	189.00	17,703.6	3,345,980.40
Delivery Subtotal		17,703.6	10,498,234.80

--- ADJUSTMENT ---

	Rate Per AF	Volume AF	Amount
Dec 2013 ADJ EXCH IID TO SDCWA	593.00	-14,808.7	-8,781,559.10
Dec 2013 ADJ EXCH IID TO SDCWA (San Diego CWA)	453.00		6,708,341.10
Dec 2013 ADJ EXCH IID TO SDCWA	593.00	-2,334.0	-1,384,062.00
Dec 2013 ADJ EXCH IID TO SDCWA, CY13 WATER CONSERVED BY COACHELLA CLP (San Dieg	453.00		1,057,302.00
Adjustment Subtotal		-17,142.7	-2,399,978.00
SD-11 Total		560.9	8,098,256.80

Meter No SD-GRP1

Recovered	Constant	Previous Reading	Current Reading	Volume (Cu. Ft.)	Rate Desc.
Recovered Greenbelt		N/A	N/A	N/A	Unbundled

--- ADJUSTMENT ---

	Rate Per AF	Volume AF	Amount
Dec 2013 GRP	862.00	237.2	204,466.40

Agency Name	Invoice No.	Rev.	Bill Period	Page No.	Mailed On	Due On
San Diego County Water Authority	7900	0	December 2013	4 of 5	01-10-14	02-28-14

--- ADJUSTMENT ---

Dec 2013 GRP

Rate Per AF	Volume AF	Amount
862.00		-204,466.40
Adjustment Subtotal	<u>237.2</u>	<u>0.00</u>
SD-GRP1 Total	237.2	0.00

Meter No SD-RCL10

Reclaimed	Constant	Previous Reading	Current Reading	Volume (Cu. Ft.)	Rate Desc.
Reclaimed		N/A	N/A	N/A	Unbundled

--- ADJUSTMENT ---

Nov 2013 LRP Contribution

Rate Per AF	Volume AF	Amount
250.00	404.8	-101,200.00
Adjustment Subtotal	<u>404.8</u>	<u>-101,200.00</u>
SD-RCL10 Total	404.8	-101,200.00

Meter No SD-RCL12

Reclaimed	Constant	Previous Reading	Current Reading	Volume (Cu. Ft.)	Rate Desc.
Reclaimed		N/A	N/A	N/A	Unbundled

--- ADJUSTMENT ---

Nov 2013 LRP Contribution

Rate Per AF	Volume AF	Amount
250.00	52.9	-13,225.00
Adjustment Subtotal	<u>52.9</u>	<u>-13,225.00</u>
SD-RCL12 Total	52.9	-13,225.00

Meter No SD-RCL13

Reclaimed	Constant	Previous Reading	Current Reading	Volume (Cu. Ft.)	Rate Desc.
Reclaimed		N/A	N/A	N/A	Unbundled

--- ADJUSTMENT ---

Dec 2013 Contribution

Rate Per AF	Volume AF	Amount
250.00	37.9	-9,475.00
Adjustment Subtotal	<u>37.9</u>	<u>-9,475.00</u>
SD-RCL13 Total	37.9	-9,475.00

Meter No SD-RCL15

Reclaimed	Constant	Previous Reading	Current Reading	Volume (Cu. Ft.)	Rate Desc.
Reclaimed		N/A	N/A	N/A	Unbundled

--- ADJUSTMENT ---

Nov 2013 Contribution

Rate Per AF	Volume AF	Amount
150.00	142.1	-21,315.00
Adjustment Subtotal	<u>142.1</u>	<u>-21,315.00</u>
SD-RCL15 Total	142.1	-21,315.00

Meter No SD-RCL6

Reclaimed	Constant	Previous Reading	Current Reading	Volume (Cu. Ft.)	Rate Desc.
Reclaimed		N/A	N/A	N/A	Unbundled

--- ADJUSTMENT ---

Oct 2013 LRP Contribution
Nov 2013 LRP Contribution

Rate Per AF	Volume AF	Amount
185.00	472.8	-87,468.00
185.00	431.1	-79,753.50

Agency Name	Invoice No.	Rev.	Bill Period	Page No.	Mailed On	Due On
San Diego County Water Authority	7900	0	December 2013	5 of 5	01-10-14	02-28-14

Adjustment Subtotal 903.9 -167,221.50

SD-RCL6 Total 903.9 -167,221.50

Meter No SD-RCL8

Reclaimed	Constant	Previous Reading	Current Reading	Volume (Cu. Ft.)	Rate Desc.
Reclaimed		N/A	N/A	N/A	Unbundled

--- ADJUSTMENT ---

	Rate Per AF	Volume AF	Amount
Oct 2013 LRP Contribution	100.00	485.3	-48,530.00
Nov 2013 LRP Contribution	100.00	342.1	-34,210.00
Adjustment Subtotal		827.4	-82,740.00

SD-RCL8 Total 827.4 -82,740.00

Meter No SD-RCL9

Reclaimed	Constant	Previous Reading	Current Reading	Volume (Cu. Ft.)	Rate Desc.
		N/A	N/A	N/A	Unbundled

--- ADJUSTMENT ---

	Rate Per AF	Volume AF	Amount
Dec 2013 LPPRE	113.00	3.7	418.10
Dec 2013 LPPRE	267.00		-987.90
Adjustment Subtotal		3.7	-569.80

SD-RCL9 Total 3.7 -569.80

Meter No SDTJ-01A

Treated Domestic	Constant	Previous Reading	Current Reading	Volume (Cu. Ft.)	Rate Desc.
San Diego-Tijuana	133.68	3424339	3424339	0	Unbundled

--- DELIVERIES ---


	Rate Per AF	Volume AF	Amount
Delivery Subtotal		0.0	0.00

SDTJ-01A Total 0.0 0.00

--- OTHER CHARGES AND CREDITS ---

Conservation Ag.# 78189	329.00
-------------------------	--------

VOLUME TOTAL	16,731.9	INVOICE TOTAL	\$17,594,707.80
--------------	-----------------	---------------	------------------------



*THE METROPOLITAN WATER DISTRICT
of SOUTHERN CALIFORNIA
700 North Alameda Street
Los Angeles, CA 90012-2944*

<http://www.mwdh2o.com/>

INVOICE

Billed To:
San Diego County Water Authority



Service Address
4677 Overland Ave.
San Diego, CA 92123-1233

January 2014

Page No. 1 of 1

Mailed: 02/10/2014

Due Date: 03/28/2014

Invoice Number: 7928

Revision: 0

NOTICE

The MWD Administrative Code Section 4507 and 4508 require that payment must be made in "**Good Funds**" by the due date or the payment will be considered delinquent and an additional charge shall be assessed.

DELIVERIES

	Volume (AF)
Total Water Treated Delivered	8,548.3
Total Water Untreated Delivered	30,928.1

SALES

	Type	Volume (AF)	Rate (\$ /AF)	Total (\$)
Full Service	Tier 1 Supply Rate	24,680.2	\$148.00	\$3,652,669.60
	System Access Rate	24,680.2	\$243.00	\$5,997,288.60
	Water Stewardship Rate	24,680.2	\$41.00	\$1,011,888.20
	System Power Rate	24,680.2	\$161.00	\$3,973,512.20
	Treatment Surcharge	8,560.4	\$297.00	\$2,542,438.80
SUBTOTAL				\$17,177,797.40

WATER MANAGEMENT

	Volume (AF)	Total (\$)
Local Resource Programs	1,414.0	(\$121,595.60)
SUBTOTAL		(\$121,595.60)

EXCHANGES, WHEELING, AND OTHER DELIVERIES

IID San Diego Exchange UnTreated	14,808.3	\$6,589,693.50
		\$6,589,693.50

OTHER CHARGES AND CREDITS

	Rate (\$ /AF)	
Conservation Credit	\$2,597.25	
SUBTOTAL		\$2,597.25

ADDITIONAL INFORMATION

	Volume (AF)	Tier1 %	Peak Day	Flow (CFS)
Tier 1 Annual Limit (For Current Calendar Year)	393,542.0			
Tier 1 YTD Deliveries (For Current Calendar Year)	24,680.2	6.0		
Tier 1 Current Month Deliveries	24,680.2			
Capacity Charge			9/8/2012	961.5

INVOICE TOTAL


Volume AF

26,094.2

Amount Now Due

\$23,648,492.55

Note: Amount Due is based on highlighted fields

**MWD**

METROPOLITAN WATER DISTRICT OF SOUTHERN CALIFORNIA

700 North Alameda Street

Los Angeles, CA, 90012-2944

INVOICE DETAIL**NOTICE**

The MWD Administrative Code Section 4507 and 4508 require that payment must be made in "Good Funds" by the due date or the payment will be considered delinquent and an additional charge shall be assessed.

IN ACCORDANCE WITH READINGS AND BILLING DATA LISTED BELOW

Agency Name	Invoice No.	Rev.	Bill Period	Page No.	Mailed On	Due On
San Diego County Water Authority	7928	0	January 2014	1 of 6	02-10-14	03-28-14

Meter No. CM-10

Treated	Constant	Previous Reading	Current Reading	Volume (Cu. Ft.)	Rate Desc.
Treated Domestic		0	0	0	Unbundled

--- ADJUSTMENT ---

	Rate Per AF	Volume AF	Amount
Jan 2014 ADJ FROM FULL SERVICE TO FULL SERVICE OC TO SD TRANSFER	890.00	12.1	10,769.00
Adjustment Subtotal		12.1	10,769.00
CM-10 Total		12.1	10,769.00

Meter No. SD-01A

Treated Domestic	Constant	Previous Reading	Current Reading	Volume (Cu. Ft.)	Rate Desc.
Rainbow Cyn. Rd. e/o Frontage Rd.	1,000	28932002	29019330	87328000	Unbundled

--- DELIVERIES ---

	Rate Per AF	Volume AF	Amount
Tier 1 Supply Rate	148.00	2,004.8	296,710.40
System Access Rate	243.00	2,004.8	487,166.40
Water Stewardship Rate	41.00	2,004.8	82,196.80
System Power Rate	161.00	2,004.8	322,772.80
Treatment Surcharge	297.00	2,004.8	595,425.60
Delivery Subtotal		2,004.8	1,784,272.00
SD-01A Total		2,004.8	1,784,272.00

Meter No. SD-01B

Treated Domestic	Constant	Previous Reading	Current Reading	Volume (Cu. Ft.)	Rate Desc.
Rainbow Cyn. Rd. e/o Frontage Rd.	1,000	28373114	28459716	86602000	Unbundled

--- DELIVERIES ---

	Rate Per AF	Volume AF	Amount
Tier 1 Supply Rate	148.00	1,988.1	294,238.80
System Access Rate	243.00	1,988.1	483,108.30
Water Stewardship Rate	41.00	1,988.1	81,512.10
System Power Rate	161.00	1,988.1	320,084.10
Treatment Surcharge	297.00	1,988.1	590,465.70
Delivery Subtotal		1,988.1	1,769,409.00
SD-01B Total		1,988.1	1,769,409.00

Meter No. SD-02

Treated Domestic	Constant	Previous Reading	Current Reading	Volume (Cu. Ft.)	Rate Desc.
w/o Rainbow Glen Rd.	100	30027729	30161611	13388200	Unbundled

Agency Name	Invoice No.	Rev.	Bill Period	Page No.	Mailed On	Due On
San Diego County Water Authority	7928	0	January 2014	2 of 6	02-10-14	03-28-14

--- DELIVERIES ---

	Rate Per AF	Volume AF	Amount
Tier 1 Supply Rate	148.00	307.4	45,495.20
System Access Rate	243.00	307.4	74,698.20
Water Stewardship Rate	41.00	307.4	12,603.40
System Power Rate	161.00	307.4	49,491.40
Treatment Surcharge	297.00	307.4	91,297.80
Jan 2014, meter under 10% flow Tier 1 supply rate	148.00	0.2	29.60
Jan 2014, meter under 10% flow System access rate	243.00	0.2	48.60
Jan 2014, meter under 10% flow Water stewardship rate	41.00	0.2	8.20
Jan 2014, meter under 10% flow System power rate	161.00	0.2	32.20
Jan 2014, meter under 10% flow Treatment surcharge	297.00	0.2	59.40
Delivery Subtotal		307.6	273,764.00
SD-02 Total		307.6	273,764.00

Meter No SD-03

Untreated Domestic	Constant	Previous Reading	Current Reading	Volume (Cu. Ft.)	Rate Desc.
Rainbow Cyn. Rd. e/o Frontage Rd.	1,000	100349201	100881076	531875000	Unbundled

--- DELIVERIES ---

	Rate Per AF	Volume AF	Amount
Tier 1 Supply Rate	148.00	12,210.2	1,807,109.60
System Access Rate	243.00	12,210.2	2,967,078.60
Water Stewardship Rate	41.00	12,210.2	500,618.20
System Power Rate	161.00	12,210.2	1,965,842.20
Delivery Subtotal		12,210.2	7,240,648.60
SD-03 Total		12,210.2	7,240,648.60

Meter No SD-05

Treated Domestic	Constant	Previous Reading	Current Reading	Volume (Cu. Ft.)	Rate Desc.
s/o Reche Rd. w/o Wilt Rd.	100	12733902	12825481	9157900	Unbundled

--- DELIVERIES ---

	Rate Per AF	Volume AF	Amount
Tier 1 Supply Rate	148.00	210.2	31,109.60
System Access Rate	243.00	210.2	51,078.60
Water Stewardship Rate	41.00	210.2	8,618.20
System Power Rate	161.00	210.2	33,842.20
Treatment Surcharge	297.00	210.2	62,429.40
SD-05 Total		210.2	187,078.00

Meter No SD-07

Treated Domestic	Constant	Previous Reading	Current Reading	Volume (Cu. Ft.)	Rate Desc.
e/o Wilt Rd. n/o Dos Ninos Ave.	1,000	121899911	122053717	153806000	Unbundled

--- DELIVERIES ---

	Rate Per AF	Volume AF	Amount
Tier 1 Supply Rate	148.00	3,530.9	522,573.20
System Access Rate	243.00	3,530.9	858,008.70
Water Stewardship Rate	41.00	3,530.9	144,766.90
System Power Rate	161.00	3,530.9	568,474.90
Treatment Surcharge	297.00	3,530.9	1,048,677.30
Jan 2014, meter under 10% flow Tier 1 supply rate	148.00	0.3	44.40
Jan 2014, meter under 10% flow System access rate	243.00	0.3	72.90
Jan 2014, meter under 10% flow Water stewardship rate	41.00	0.3	12.30
Jan 2014, meter under 10% flow System power rate	161.00	0.3	48.30
Jan 2014, meter under 10% flow Treatment surcharge	297.00	0.3	89.10
Delivery Subtotal		3,531.2	3,142,768.00
SD-07 Total		3,531.2	3,142,768.00

Agency Name	Invoice No.	Rev.	Bill Period	Page No.	Mailed On	Due On
San Diego County Water Authority	7928	0	January 2014	3 of 6	02-10-14	03-28-14

Meter No SD-08

Treated Domestic	Constant	Previous Reading	Current Reading	Volume (Cu. Ft.)	Rate Desc.
n/o Red Mtn. n/o Mission Rd.	100	42894677	43056643	16196600	Unbundled

--- DELIVERIES ---

	Rate Per AF	Volume AF	Amount
Tier 1 Supply Rate	148.00	371.8	55,026.40
System Access Rate	243.00	371.8	90,347.40
Water Stewardship Rate	41.00	371.8	15,243.80
System Power Rate	161.00	371.8	59,859.80
Treatment Surcharge	297.00	371.8	110,424.60
Jan 2014, meter under 10% flow Tier 1 supply rate	148.00	1.9	281.20
Jan 2014, meter under 10% flow System access rate	243.00	1.9	461.70
Jan 2014, meter under 10% flow Water stewardship rate	41.00	1.9	77.90
Jan 2014, meter under 10% flow System power rate	161.00	1.9	305.90
Jan 2014, meter under 10% flow Treatment surcharge	297.00	1.9	564.30
Delivery Subtotal		373.7	332,593.00
SD-08 Total		373.7	332,593.00

Meter No SD-09

Treated Domestic	Constant	Previous Reading	Current Reading	Volume (Cu. Ft.)	Rate Desc.
w/o Rainbow Glen. Rd. n/o Red Mtn.	100	10295520	10353331	5781100	Unbundled

--- DELIVERIES ---

	Rate Per AF	Volume AF	Amount
Tier 1 Supply Rate	148.00	132.7	19,639.60
System Access Rate	243.00	132.7	32,246.10
Water Stewardship Rate	41.00	132.7	5,440.70
System Power Rate	161.00	132.7	21,364.70
Treatment Surcharge	297.00	132.7	39,411.90
Delivery Subtotal		132.7	118,103.00
SD-09 Total		132.7	118,103.00

Meter No SD-11

Untreated Domestic	Constant	Previous Reading	Current Reading	Volume (Cu. Ft.)	Rate Desc.
e/o Wilt Rd. n/o Dos Ninos Ave.	10,000	18957655	19039190	815350000	Unbundled

--- DELIVERIES ---

	Rate Per AF	Volume AF	Amount
Tier 1 Supply Rate	148.00	18,717.9	2,770,249.20
System Access Rate	243.00	18,717.9	4,548,449.70
Water Stewardship Rate	41.00	18,717.9	767,433.90
System Power Rate	161.00	18,717.9	3,013,581.90
Delivery Subtotal		18,717.9	11,099,714.70

--- ADJUSTMENT ---

	Rate Per AF	Volume AF	Amount
Jan 2014 ADJ EXCH IID TO SDCWA	593.00	-14,808.3	-8,781,321.90
Jan 2014 ADJ EXCH IID TO SDCWA (San Diego CWA)	445.00		6,589,693.50
Adjustment Subtotal		-14,808.3	-2,191,628.40
SD-11 Total		3,909.6	8,908,086.30

Meter No SD-DS1

Desalted	Constant	Previous Reading	Current Reading	Volume (Cu. Ft.)	Rate Desc.
Desalted		N/A	N/A	N/A	Unbundled

--- ADJUSTMENT ---

	Rate Per AF	Volume AF	Amount
Dec 2013 LPPDS	862.00	312.0	268,944.00
Dec 2013 LPPDS	862.00	312.0	-268,944.00

Agency Name	Invoice No.	Rev.	Bill Period	Page No.	Mailed On	Due On
San Diego County Water Authority	7928	0	January 2014	4 of 6	02-10-14	03-28-14

--- ADJUSTMENT ---

	Rate Per AF	Volume AF	Amount
Jan 2014 LPPDS	908.00	183.2	166,345.60
Jan 2014 LPPDS	908.00	183.2	-166,345.60
Adjustment Subtotal		<u>990.4</u>	<u>0.00</u>
SD-DS1 Total		990.4	0.00

Meter No SD-GRP1

Recovered	Constant	Previous Reading	Current Reading	Volume (Cu. Ft.)	Rate Desc.
Recovered Greenbelt		N/A	N/A	N/A	Unbundled

--- ADJUSTMENT ---

	Rate Per AF	Volume AF	Amount
Jan 2014 GRP	908.00	252.0	228,816.00
Jan 2014 GRP	908.00		-228,816.00
Adjustment Subtotal		<u>252.0</u>	<u>0.00</u>
SD-GRP1 Total		252.0	0.00

Meter No SD-RCL1

Reclaimed	Constant	Previous Reading	Current Reading	Volume (Cu. Ft.)	Rate Desc.
Reclaimed		N/A	N/A	N/A	Unbundled

--- ADJUSTMENT ---

	Rate Per AF	Volume AF	Amount
Dec 2013 LRP Contribution	250.00	25.7	-6,425.00
Jan 2014 LRP Contribution	250.00	45.8	-11,450.00
Adjustment Subtotal		<u>71.5</u>	<u>-17,875.00</u>
SD-RCL1 Total		71.5	-17,875.00

Meter No SD-RCL12

Reclaimed	Constant	Previous Reading	Current Reading	Volume (Cu. Ft.)	Rate Desc.
Reclaimed		N/A	N/A	N/A	Unbundled

--- ADJUSTMENT ---

	Rate Per AF	Volume AF	Amount
Dec 2013 LRP Contribution	250.00	78.9	-19,725.00
Adjustment Subtotal		<u>78.9</u>	<u>-19,725.00</u>
SD-RCL12 Total		78.9	-19,725.00

Meter No SD-RCL13

Reclaimed	Constant	Previous Reading	Current Reading	Volume (Cu. Ft.)	Rate Desc.
Reclaimed		N/A	N/A	N/A	Unbundled

--- ADJUSTMENT ---

	Rate Per AF	Volume AF	Amount
Jan 2014 Contribution	250.00	81.2	-20,300.00
Adjustment Subtotal		<u>81.2</u>	<u>-20,300.00</u>
SD-RCL13 Total		81.2	-20,300.00

Meter No SD-RCL15

Reclaimed	Constant	Previous Reading	Current Reading	Volume (Cu. Ft.)	Rate Desc.
Reclaimed		N/A	N/A	N/A	Unbundled

Agency Name	Invoice No.	Rev.	Bill Period	Page No.	Mailed On	Due On
San Diego County Water Authority	7928	0	January 2014	5 of 6	02-10-14	03-28-14

--- ADJUSTMENT ---

	Rate Per AF	Volume AF	Amount
Dec 2013 Contribution	150.00	90.4	-13,560.00
Adjustment Subtotal		90.4	-13,560.00
SD-RCL15 Total		90.4	-13,560.00

Meter No SD-RCL5

Reclaimed	Constant	Previous Reading	Current Reading	Volume (Cu. Ft.)	Rate Desc.
Reclaimed		N/A	N/A	N/A	Unbundled

--- ADJUSTMENT ---

	Rate Per AF	Volume AF	Amount
Dec 2013 LPPRE	113.00	2.5	282.50
Dec 2013 LPPRE	267.00		-667.50
Adjustment Subtotal		2.5	-385.00
SD-RCL5 Total		2.5	-385.00

Meter No SD-RCL6

Reclaimed	Constant	Previous Reading	Current Reading	Volume (Cu. Ft.)	Rate Desc.
Reclaimed		N/A	N/A	N/A	Unbundled

--- ADJUSTMENT ---

	Rate Per AF	Volume AF	Amount
Dec 2013 LRP Contribution	185.00	179.8	-33,263.00
Adjustment Subtotal		179.8	-33,263.00
SD-RCL6 Total		179.8	-33,263.00

Meter No SD-RCL8

Reclaimed	Constant	Previous Reading	Current Reading	Volume (Cu. Ft.)	Rate Desc.
Reclaimed		N/A	N/A	N/A	Unbundled

--- ADJUSTMENT ---

	Rate Per AF	Volume AF	Amount
Dec 2013 LRP Contribution	100.00	158.1	-15,810.00
Adjustment Subtotal		158.1	-15,810.00
SD-RCL8 Total		158.1	-15,810.00

Meter No SD-RCL9

Reclaimed	Constant	Previous Reading	Current Reading	Volume (Cu. Ft.)	Rate Desc.
Reclaimed		N/A	N/A	N/A	Unbundled

--- ADJUSTMENT ---

	Rate Per AF	Volume AF	Amount
Jan 2014 LPPRE	113.00	4.4	497.20
Jan 2014 LPPRE	267.00		-1,174.80
Adjustment Subtotal		4.4	-677.60
SD-RCL9 Total		4.4	-677.60

Meter No SDTJ-01A

Treated Domestic	Constant	Previous Reading	Current Reading	Volume (Cu. Ft.)	Rate Desc.
San Diego-Tijuana	133.68	3424339	3424339	0	Unbundled

--- DELIVERIES ---

Rate Per AF	Volume AF	Amount
-------------	-----------	--------

Agency Name	Invoice No.	Rev.	Bill Period	Page No.	Mailed On	Due On
San Diego County Water Authority	7928	0	January 2014	6 of 6	02-10-14	03-28-14

Delivery Subtotal	0.0	0.00
--------------------------	-----	------


SDTJ-01A Total	0.0	0.00
-----------------------	-----	------

--- OTHER CHARGES AND CREDITS ---

	Amount
Conservation Ag.# 66654	2,350.00
Conservation Ag.# 78189	247.25

VOLUME TOTAL	26,589.4	INVOICE TOTAL	\$23,648,492.55
---------------------	-----------------	----------------------	------------------------

This invoice was printed on 3/9/2015 at 3:36:29PM



*THE METROPOLITAN WATER DISTRICT
of SOUTHERN CALIFORNIA
700 North Alameda Street
Los Angeles, CA 90012-2944*

<http://www.mwdh2o.com/>

INVOICE

Billed To:
San Diego County Water Authority



Service Address
4677 Overland Ave.
San Diego, CA 92123-1233

February 2014

Page No. 1 of 1

Mailed: 03/10/2014

Due Date: 04/30/2014

Invoice Number: 7956

Revision: 0

NOTICE

The MWD Administrative Code Section 4507 and 4508 require that payment must be made in "**Good Funds**" by the due date or the payment will be considered delinquent and an additional charge shall be assessed.

DELIVERIES

	Volume (AF)
Total Water Treated Delivered	6,132.5
Total Water Untreated Delivered	25,147.7

SALES

	Type	Volume (AF)	Rate (\$ /AF)	Total (\$)
Full Service	Tier 1 Supply Rate	16,481.0	\$148.00	\$2,439,188.00
	System Access Rate	16,481.0	\$243.00	\$4,004,883.00
	Water Stewardship Rate	16,481.0	\$41.00	\$675,721.00
	System Power Rate	16,481.0	\$161.00	\$2,653,441.00
	Treatment Surcharge	6,141.6	\$297.00	\$1,824,055.20
SUBTOTAL				\$11,597,288.20

WATER MANAGEMENT

	Volume (AF)	Total (\$)
Local Resource Programs	1,206.8	(\$180,791.90)
SUBTOTAL		(\$180,791.90)

EXCHANGES, WHEELING, AND OTHER DELIVERIES

IID San Diego Exchange UnTreated	14,808.3	\$6,589,693.50
		\$6,589,693.50

OTHER CHARGES AND CREDITS

	Rate (\$ /AF)	
Conservation Credit	\$308.00	
SUBTOTAL		\$308.00

ADDITIONAL INFORMATION

	Volume (AF)	Tier1 %	Peak Day	Flow (CFS)
Tier 1 Annual Limit (For Current Calendar Year)	393,542.0			
Tier 1 YTD Deliveries (For Current Calendar Year)	41,161.2	10.0		
Tier 1 Current Month Deliveries	16,481.0			
Capacity Charge			9/8/2012	961.5

INVOICE TOTAL


Volume AF

17,687.8

Amount Now Due

\$18,006,497.80

Note: Amount Due is based on highlighted fields



MWD
METROPOLITAN WATER DISTRICT OF SOUTHERN CALIFORNIA
 700 North Alameda Street
 Los Angeles, CA, 90012-2944

INVOICE DETAIL

NOTICE

The MWD Administrative Code Section 4507 and 4508 require that payment must be made in "**Good Funds**" by the due date or the payment will be considered delinquent and an additional charge shall be assessed.

IN ACCORDANCE WITH READINGS AND BILLING DATA LISTED BELOW

Agency Name	Invoice No.	Rev.	Bill Period	Page No.	Mailed On	Due On
San Diego County Water Authority	7956	0	February 2014	1 of 5	03-10-14	04-30-14

Meter No. CM-10

Treated	Constant	Previous Reading	Current Reading	Volume (Cu. Ft.)	Rate Desc.
Treated Domestic		0	0	0	Unbundled

--- ADJUSTMENT ---

	Rate Per AF	Volume AF	Amount
Feb 2014 ADJ OC TO SD TRANSFER	890.00	9.1	8,099.00
Adjustment Subtotal		<u>9.1</u>	<u>8,099.00</u>
CM-10 Total		9.1	8,099.00

Meter No. SD-01A

Treated Domestic	Constant	Previous Reading	Current Reading	Volume (Cu. Ft.)	Rate Desc.
Rainbow Cyn. Rd. e/o Frontage Rd.	1,000	29019330	29081389	62059000	Unbundled

--- DELIVERIES ---

	Rate Per AF	Volume AF	Amount
Tier 1 Supply Rate	148.00	1,424.7	210,855.60
System Access Rate	243.00	1,424.7	346,202.10
Water Stewardship Rate	41.00	1,424.7	58,412.70
System Power Rate	161.00	1,424.7	229,376.70
Treatment Surcharge	297.00	1,424.7	423,135.90
Delivery Subtotal		<u>1,424.7</u>	<u>1,267,983.00</u>
SD-01A Total		1,424.7	1,267,983.00

Meter No. SD-01B

Treated Domestic	Constant	Previous Reading	Current Reading	Volume (Cu. Ft.)	Rate Desc.
Rainbow Cyn. Rd. e/o Frontage Rd.	1,000	28459716	28518899	59183000	Unbundled

--- DELIVERIES ---

	Rate Per AF	Volume AF	Amount
Tier 1 Supply Rate	148.00	1,358.7	201,087.60
System Access Rate	243.00	1,358.7	330,164.10
Water Stewardship Rate	41.00	1,358.7	55,706.70
System Power Rate	161.00	1,358.7	218,750.70
Treatment Surcharge	297.00	1,358.7	403,533.90
Delivery Subtotal		<u>1,358.7</u>	<u>1,209,243.00</u>
SD-01B Total		1,358.7	1,209,243.00

Meter No. SD-02

Treated Domestic	Constant	Previous Reading	Current Reading	Volume (Cu. Ft.)	Rate Desc.
w/o Rainbow Glen Rd.	100	30161611	30254101	9249000	Unbundled

Agency Name	Invoice No.	Rev.	Bill Period	Page No.	Mailed On	Due On
San Diego County Water Authority	7956	0	February 2014	2 of 5	03-10-14	04-30-14

--- DELIVERIES ---

	Rate Per AF	Volume AF	Amount
Tier 1 Supply Rate	148.00	212.3	31,420.40
System Access Rate	243.00	212.3	51,588.90
Water Stewardship Rate	41.00	212.3	8,704.30
System Power Rate	161.00	212.3	34,180.30
Treatment Surcharge	297.00	212.3	63,053.10
Feb 2014, meter under 10% flow Tier 1 supply rate	148.00	1.0	148.00
Feb 2014, meter under 10% flow System access rate	243.00	1.0	243.00
Feb 2014, meter under 10% flow Water stewardship rate	41.00	1.0	41.00
Feb 2014, meter under 10% flow System power rate	161.00	1.0	161.00
Feb 2014, meter under 10% flow Treatment surcharge	297.00	1.0	297.00
Delivery Subtotal		213.3	189,837.00
SD-02 Total		213.3	189,837.00

Meter No SD-03

Untreated Domestic	Constant	Previous Reading	Current Reading	Volume (Cu. Ft.)	Rate Desc.
Rainbow Cyn. Rd. e/o Frontage Rd.	1,000	100881076	101243577	362501000	Unbundled

--- DELIVERIES ---

	Rate Per AF	Volume AF	Amount
Tier 1 Supply Rate	148.00	8,321.9	1,231,641.20
System Access Rate	243.00	8,321.9	2,022,221.70
Water Stewardship Rate	41.00	8,321.9	341,197.90
System Power Rate	161.00	8,321.9	1,339,825.90
Delivery Subtotal		8,321.9	4,934,886.70
SD-03 Total		8,321.9	4,934,886.70

Meter No SD-05

Treated Domestic	Constant	Previous Reading	Current Reading	Volume (Cu. Ft.)	Rate Desc.
s/o Reche Rd. w/o Wilt Rd.	100	12825481	12892126	6664500	Unbundled

--- DELIVERIES ---

	Rate Per AF	Volume AF	Amount
Tier 1 Supply Rate	148.00	153.0	22,644.00
System Access Rate	243.00	153.0	37,179.00
Water Stewardship Rate	41.00	153.0	6,273.00
System Power Rate	161.00	153.0	24,633.00
Treatment Surcharge	297.00	153.0	45,441.00
Delivery Subtotal		153.0	136,170.00
SD-05 Total		153.0	136,170.00

Meter No SD-07

Treated Domestic	Constant	Previous Reading	Current Reading	Volume (Cu. Ft.)	Rate Desc.
e/o Wilt Rd. n/o Dos Ninos Ave.	1,000	122053717	122166834	113117000	Unbundled

--- DELIVERIES ---

	Rate Per AF	Volume AF	Amount
Tier 1 Supply Rate	148.00	2,596.8	384,326.40
System Access Rate	243.00	2,596.8	631,022.40
Water Stewardship Rate	41.00	2,596.8	106,468.80
System Power Rate	161.00	2,596.8	418,084.80
Treatment Surcharge	297.00	2,596.8	771,249.60
Feb 2014, meter under 10% flow Tier 1 supply rate	148.00	0.4	59.20
Feb 2014, meter under 10% flow System access rate	243.00	0.4	97.20
Feb 2014, meter under 10% flow Water stewardship rate	41.00	0.4	16.40
Feb 2014, meter under 10% flow System power rate	161.00	0.4	64.40
Feb 2014, meter under 10% flow Treatment surcharge	297.00	0.4	118.80
Delivery Subtotal		2,597.2	2,311,508.00
SD-07 Total		2,597.2	2,311,508.00

Agency Name	Invoice No.	Rev.	Bill Period	Page No.	Mailed On	Due On
San Diego County Water Authority	7956	0	February 2014	3 of 5	03-10-14	04-30-14

Meter No SD-08

Treated Domestic	Constant	Previous Reading	Current Reading	Volume (Cu. Ft.)	Rate Desc.
n/o Red Mtn. n/o Mission Rd.	100	43056643	43180158	12351500	Unbundled

--- DELIVERIES ---

	Rate Per AF	Volume AF	Amount
Tier 1 Supply Rate	148.00	283.6	41,972.80
System Access Rate	243.00	283.6	68,914.80
Water Stewardship Rate	41.00	283.6	11,627.60
System Power Rate	161.00	283.6	45,659.60
Treatment Surcharge	297.00	283.6	84,229.20
SD-08 Total		283.6	252,404.00

Meter No SD-09

Treated Domestic	Constant	Previous Reading	Current Reading	Volume (Cu. Ft.)	Rate Desc.
w/o Rainbow Glen. Rd. n/o Red Mtn.	100	10353331	10397783	4445200	Unbundled

--- DELIVERIES ---

	Rate Per AF	Volume AF	Amount
Tier 1 Supply Rate	148.00	102.0	15,096.00
System Access Rate	243.00	102.0	24,786.00
Water Stewardship Rate	41.00	102.0	4,182.00
System Power Rate	161.00	102.0	16,422.00
Treatment Surcharge	297.00	102.0	30,294.00
Delivery Subtotal		102.0	90,780.00
SD-09 Total		102.0	90,780.00

Meter No SD-11

Untreated Domestic	Constant	Previous Reading	Current Reading	Volume (Cu. Ft.)	Rate Desc.
e/o Wilt Rd. n/o Dos Ninos Ave.	10,000	19039190	19112483	732930000	Unbundled

--- DELIVERIES ---

	Rate Per AF	Volume AF	Amount
Tier 1 Supply Rate	148.00	16,825.8	2,490,218.40
System Access Rate	243.00	16,825.8	4,088,669.40
Water Stewardship Rate	41.00	16,825.8	689,857.80
System Power Rate	161.00	16,825.8	2,708,953.80
Delivery Subtotal		16,825.8	9,977,699.40

--- ADJUSTMENT ---

	Rate Per AF	Volume AF	Amount
Feb 2014 ADJ EXCH IID TO SDCWA	593.00	-14,808.3	-8,781,321.90
Feb 2014 ADJ EXCH IID TO SDCWA (San Diego CWA)	445.00		6,589,693.50
Adjustment Subtotal		-14,808.3	-2,191,628.40
SD-11 Total		2,017.5	7,786,071.00

Meter No SD-GRP1

Recovered	Constant	Previous Reading	Current Reading	Volume (Cu. Ft.)	Rate Desc.
Recovered Greenbelt		N/A	N/A	N/A	Unbundled

--- ADJUSTMENT ---

	Rate Per AF	Volume AF	Amount
Feb 2014 GRP	908.00		-217,920.00
Feb 2014 GRP	908.00	240.0	217,920.00
Adjustment Subtotal		240.0	0.00
SD-GRP1 Total		240.0	0.00

Agency Name	Invoice No.	Rev.	Bill Period	Page No.	Mailed On	Due On
San Diego County Water Authority	7956	0	February 2014	4 of 5	03-10-14	04-30-14

Meter No. SD-RCL10

Reclaimed	Constant	Previous Reading	Current Reading	Volume (Cu. Ft.)	Rate Desc.
Reclaimed		N/A	N/A	N/A	Unbundled

--- ADJUSTMENT ---

	Rate Per AF	Volume AF	Amount
Dec 2013 LRP Contribution	250.00	293.9	-73,475.00
Adjustment Subtotal		293.9	-73,475.00
SD-RCL10 Total		293.9	-73,475.00

Meter No. SD-RCL12

Reclaimed	Constant	Previous Reading	Current Reading	Volume (Cu. Ft.)	Rate Desc.
Reclaimed		N/A	N/A	N/A	Unbundled

--- ADJUSTMENT ---

	Rate Per AF	Volume AF	Amount
Jan 2014 LRP Contribution	250.00	50.2	-12,550.00
Adjustment Subtotal		50.2	-12,550.00
SD-RCL12 Total		50.2	-12,550.00

Meter No. SD-RCL13

Reclaimed	Constant	Previous Reading	Current Reading	Volume (Cu. Ft.)	Rate Desc.
Reclaimed		N/A	N/A	N/A	Unbundled

--- ADJUSTMENT ---

	Rate Per AF	Volume AF	Amount
Feb 2014 Contribution	250.00	45.9	-11,475.00
Adjustment Subtotal		45.9	-11,475.00
SD-RCL13 Total		45.9	-11,475.00

Meter No. SD-RCL15

Reclaimed	Constant	Previous Reading	Current Reading	Volume (Cu. Ft.)	Rate Desc.
Reclaimed		N/A	N/A	N/A	Unbundled

--- ADJUSTMENT ---

	Rate Per AF	Volume AF	Amount
Jan 2014 Contribution	150.00	55.0	-8,250.00
Adjustment Subtotal		55.0	-8,250.00
SD-RCL15 Total		55.0	-8,250.00

Meter No. SD-RCL5

Reclaimed	Constant	Previous Reading	Current Reading	Volume (Cu. Ft.)	Rate Desc.
Reclaimed		N/A	N/A	N/A	Unbundled

--- ADJUSTMENT ---

	Rate Per AF	Volume AF	Amount
Jan 2014 LPPRE	113.00	4.5	508.50
Jan 2014 LPPRE	267.00		-1,201.50
Adjustment Subtotal		4.5	-693.00
SD-RCL5 Total		4.5	-693.00

Agency Name	Invoice No.	Rev.	Bill Period	Page No.	Mailed On	Due On
San Diego County Water Authority	7956	0	February 2014	5 of 5	03-10-14	04-30-14

Meter No. SD-RCL6

Reclaimed	Constant	Previous Reading	Current Reading	Volume (Cu. Ft.)	Rate Desc.
Reclaimed		N/A	N/A	N/A	Unbundled

--- ADJUSTMENT ---

	Rate Per AF	Volume AF	Amount
Jan 2014 LRP Contribution	185.00	263.5	-48,747.50
Adjustment Subtotal		263.5	-48,747.50
SD-RCL6 Total		263.5	-48,747.50

Meter No. SD-RCL8

Reclaimed	Constant	Previous Reading	Current Reading	Volume (Cu. Ft.)	Rate Desc.
Reclaimed		N/A	N/A	N/A	Unbundled

--- ADJUSTMENT ---

	Rate Per AF	Volume AF	Amount
Jan 2014 LRP Contribution	100.00	249.7	-24,970.00
Adjustment Subtotal		249.7	-24,970.00
SD-RCL8 Total		249.7	-24,970.00

Meter No. SD-RCL9

Reclaimed	Constant	Previous Reading	Current Reading	Volume (Cu. Ft.)	Rate Desc.
		N/A	N/A	N/A	Unbundled

--- ADJUSTMENT ---

	Rate Per AF	Volume AF	Amount
Feb 2014 LPPRE	267.00		-1,094.70
Feb 2014 LPPRE	113.00	4.1	463.30
Adjustment Subtotal		4.1	-631.40
SD-RCL9 Total		4.1	-631.40

Meter No. SDTJ-01A

Treated Domestic	Constant	Previous Reading	Current Reading	Volume (Cu. Ft.)	Rate Desc.
San Diego-Tijuana	133.68	3424339	3424339	0	Unbundled


--- DELIVERIES ---

	Rate Per AF	Volume AF	Amount
Delivery Subtotal		0.0	0.00
SDTJ-01A Total		0.0	0.00

--- OTHER CHARGES AND CREDITS ---

	Amount
Conservation Ag.# 78189	308.00

VOLUME TOTAL	INVOICE TOTAL
17,687.8	\$18,006,497.80



THE METROPOLITAN WATER DISTRICT
of SOUTHERN CALIFORNIA
 700 North Alameda Street
 Los Angeles, CA 90012-2944

<http://www.mwdh2o.com/>

INVOICE

Billed To:
 San Diego County Water Authority



Service Address
 4677 Overland Ave.
 San Diego, CA 92123-1233

March 2014	Page No. 1 of 1
Mailed: 04/10/2014	Due Date: 05/30/2014
Invoice Number: 7984	Revision: 0

NOTICE

The MWD Administrative Code Section 4507 and 4508 require that payment must be made in "**Good Funds**" by the due date or the payment will be considered delinquent and an additional charge shall be assessed.

DELIVERIES	Volume (AF)
Total Water Treated Delivered	6,662.1
Total Water Untreated Delivered	32,926.3

SALES	Type	Volume (AF)	Rate (\$ /AF)	Total (\$)
Full Service	Tier 1 Supply Rate	24,791.3	\$148.00	\$3,669,112.40
	System Access Rate	24,791.3	\$243.00	\$6,024,285.90
	Water Stewardship Rate	24,791.3	\$41.00	\$1,016,443.30
	System Power Rate	24,791.3	\$161.00	\$3,991,399.30
	Treatment Surcharge	6,673.3	\$297.00	\$1,981,970.10
SUBTOTAL				\$16,683,211.00

WATER MANAGEMENT	Volume (AF)	Total (\$)
Local Resource Programs	2,182.6	(\$262,648.50)
SUBTOTAL		(\$262,648.50)

EXCHANGES, WHEELING, AND OTHER DELIVERIES	Volume (AF)	Total (\$)
IID San Diego Exchange UnTreated	14,808.3	\$6,589,693.50
		\$6,589,693.50


ADDITIONAL INFORMATION	Volume (AF)	Tier1 %	Peak Day	Flow (CFS)
Tier 1 Annual Limit (For Current Calendar Year)	393,542.0			
Tier 1 YTD Deliveries (For Current Calendar Year)	65,952.5	17.0		
Tier 1 Current Month Deliveries	24,791.3			
Capacity Charge			9/8/2012	961.5

INVOICE TOTAL

Volume AF
26,973.9

Amount Now Due
\$23,010,256.00

Note: Amount Due is based on highlighted fields

**MWD**

METROPOLITAN WATER DISTRICT OF SOUTHERN CALIFORNIA

700 North Alameda Street

Los Angeles, CA, 90012-2944

INVOICE DETAIL**NOTICE**

The MWD Administrative Code Section 4507 and 4508 require that payment must be made in "Good Funds" by the due date or the payment will be considered delinquent and an additional charge shall be assessed.

IN ACCORDANCE WITH READINGS AND BILLING DATA LISTED BELOW

Agency Name	Invoice No.	Rev.	Bill Period	Page No.	Mailed On	Due On
San Diego County Water Authority	7984	0	March 2014	1 of 6	04-10-14	05-30-14

Meter No. CM-10

Treated	Constant	Previous Reading	Current Reading	Volume (Cu. Ft.)	Rate Desc.
Treated Domestic		0	0	0	Unbundled

--- ADJUSTMENT ---

	Rate Per AF	Volume AF	Amount
Mar 2014 ADJ OC TO SD TRANSFER	890.00	11.2	9,968.00
Adjustment Subtotal		11.2	9,968.00
CM-10 Total		11.2	9,968.00

Meter No. SD-01A

Treated Domestic	Constant	Previous Reading	Current Reading	Volume (Cu. Ft.)	Rate Desc.
Rainbow Cyn. Rd. e/o Frontage Rd.	1,000	29081389	29151839	70450000	Unbundled

--- DELIVERIES ---

	Rate Per AF	Volume AF	Amount
Tier 1 Supply Rate	148.00	1,617.3	239,360.40
System Access Rate	243.00	1,617.3	393,003.90
Water Stewardship Rate	41.00	1,617.3	66,309.30
System Power Rate	161.00	1,617.3	260,385.30
Treatment Surcharge	297.00	1,617.3	480,338.10
Delivery Subtotal		1,617.3	1,439,397.00
SD-01A Total		1,617.3	1,439,397.00

Meter No. SD-01B

Treated Domestic	Constant	Previous Reading	Current Reading	Volume (Cu. Ft.)	Rate Desc.
Rainbow Cyn. Rd. e/o Frontage Rd.	1,000	28518899	28577788	58889000	Unbundled

--- DELIVERIES ---

	Rate Per AF	Volume AF	Amount
Tier 1 Supply Rate	148.00	1,351.9	200,081.20
System Access Rate	243.00	1,351.9	328,511.70
Water Stewardship Rate	41.00	1,351.9	55,427.90
System Power Rate	161.00	1,351.9	217,655.90
Treatment Surcharge	297.00	1,351.9	401,514.30
Mar 2014, meter under 10% flow Tier 1 supply rate	148.00	0.3	44.40
Mar 2014, meter under 10% flow System access rate	243.00	0.3	72.90
Mar 2014, meter under 10% flow Water stewardship rate	41.00	0.3	12.30
Mar 2014, meter under 10% flow System power rate	161.00	0.3	48.30
Mar 2014, meter under 10% flow Treatment surcharge	297.00	0.3	89.10
Delivery Subtotal		1,352.2	1,203,458.00
SD-01B Total		1,352.2	1,203,458.00

Agency Name	Invoice No.	Rev.	Bill Period	Page No.	Mailed On	Due On
San Diego County Water Authority	7984	0	March 2014	2 of 6	04-10-14	05-30-14

Meter No SD-02

Treated Domestic	Constant	Previous Reading	Current Reading	Volume (Cu. Ft.)	Rate Desc.
w/o Rainbow Glen Rd.	100	30254101	30323737	6963600	Unbundled

--- DELIVERIES ---

	Rate Per AF	Volume AF	Amount
Tier 1 Supply Rate	148.00	159.9	23,665.20
System Access Rate	243.00	159.9	38,855.70
Water Stewardship Rate	41.00	159.9	6,555.90
System Power Rate	161.00	159.9	25,743.90
Treatment Surcharge	297.00	159.9	47,490.30
Mar 2014, meter under 10% flow Tier 1 supply rate	148.00	0.8	118.40
Mar 2014, meter under 10% flow System access rate	243.00	0.8	194.40
Mar 2014, meter under 10% flow Water stewardship rate	41.00	0.8	32.80
Mar 2014, meter under 10% flow System power rate	161.00	0.8	128.80
Mar 2014, meter under 10% flow Treatment surcharge	297.00	0.8	237.60
Delivery Subtotal		160.7	143,023.00
SD-02 Total		160.7	143,023.00

Meter No SD-03

Untreated Domestic	Constant	Previous Reading	Current Reading	Volume (Cu. Ft.)	Rate Desc.
Rainbow Cyn. Rd. e/o Frontage Rd.	1,000	101243577	101747325	503748000	Unbundled

--- DELIVERIES ---

	Rate Per AF	Volume AF	Amount
Tier 1 Supply Rate	148.00	11,564.5	1,711,546.00
System Access Rate	243.00	11,564.5	2,810,173.50
Water Stewardship Rate	41.00	11,564.5	474,144.50
System Power Rate	161.00	11,564.5	1,861,884.50
Delivery Subtotal		11,564.5	6,857,748.50
SD-03 Total		11,564.5	6,857,748.50

Meter No SD-05

Treated Domestic	Constant	Previous Reading	Current Reading	Volume (Cu. Ft.)	Rate Desc.
s/o Reche Rd. w/o Wilt Rd.	100	12892126	12927033	3490700	Unbundled

--- DELIVERIES ---

	Rate Per AF	Volume AF	Amount
Tier 1 Supply Rate	148.00	80.1	11,854.80
System Access Rate	243.00	80.1	19,464.30
Water Stewardship Rate	41.00	80.1	3,284.10
System Power Rate	161.00	80.1	12,896.10
Treatment Surcharge	297.00	80.1	23,789.70
Delivery Subtotal		80.1	71,289.00
SD-05 Total		80.1	71,289.00

Meter No SD-07

Treated Domestic	Constant	Previous Reading	Current Reading	Volume (Cu. Ft.)	Rate Desc.
e/o Wilt Rd. n/o Dos Ninos Ave.	1,000	122166834	122300912	134078000	Unbundled

--- DELIVERIES ---

	Rate Per AF	Volume AF	Amount
Tier 1 Supply Rate	148.00	3,078.0	455,544.00
System Access Rate	243.00	3,078.0	747,954.00
Water Stewardship Rate	41.00	3,078.0	126,198.00
System Power Rate	161.00	3,078.0	495,558.00
Treatment Surcharge	297.00	3,078.0	914,166.00
Mar 2014, meter under 10% flow Tier 1 supply rate	148.00	35.8	5,298.40
Mar 2014, meter under 10% flow System access rate	243.00	35.8	8,699.40
Mar 2014, meter under 10% flow Water stewardship rate	41.00	35.8	1,467.80
Mar 2014, meter under 10% flow System power rate	161.00	35.8	5,763.80

Agency Name	Invoice No.	Rev.	Bill Period	Page No.	Mailed On	Due On
San Diego County Water Authority	7984	0	March 2014	3 of 6	04-10-14	05-30-14

--- DELIVERIES ---

	Rate Per AF	Volume AF	Amount
Mar 2014, meter under 10% flow Treatment surcharge	297.00	35.8	10,632.60
Delivery Subtotal		3,113.8	2,771,282.00
SD-07 Total		3,113.8	2,771,282.00

Meter No SD-08

Treated Domestic	Constant	Previous Reading	Current Reading	Volume (Cu. Ft.)	Rate Desc.
n/o Red Mtn. n/o Mission Rd.	100	43180158	43290679	11052100	Unbundled

--- DELIVERIES ---

	Rate Per AF	Volume AF	Amount
Tier 1 Supply Rate	148.00	253.7	37,547.60
System Access Rate	243.00	253.7	61,649.10
Water Stewardship Rate	41.00	253.7	10,401.70
System Power Rate	161.00	253.7	40,845.70
Treatment Surcharge	297.00	253.7	75,348.90
Delivery Subtotal		253.7	225,793.00
SD-08 Total		253.7	225,793.00

Meter No SD-09

Treated Domestic	Constant	Previous Reading	Current Reading	Volume (Cu. Ft.)	Rate Desc.
w/o Rainbow Glen. Rd. n/o Red Mtn.	100	10397783	10434501	3671800	Unbundled

--- DELIVERIES ---

	Rate Per AF	Volume AF	Amount
Tier 1 Supply Rate	148.00	84.3	12,476.40
System Access Rate	243.00	84.3	20,484.90
Water Stewardship Rate	41.00	84.3	3,456.30
System Power Rate	161.00	84.3	13,572.30
Treatment Surcharge	297.00	84.3	25,037.10
Delivery Subtotal		84.3	75,027.00
SD-09 Total		84.3	75,027.00

Meter No SD-11

Untreated Domestic	Constant	Previous Reading	Current Reading	Volume (Cu. Ft.)	Rate Desc.
e/o Wilt Rd. n/o Dos Ninos Ave.	10,000	19112483	19205535	930520000	Unbundled

--- DELIVERIES ---

	Rate Per AF	Volume AF	Amount
Tier 1 Supply Rate	148.00	21,361.8	3,161,546.40
System Access Rate	243.00	21,361.8	5,190,917.40
Water Stewardship Rate	41.00	21,361.8	875,833.80
System Power Rate	161.00	21,361.8	3,439,249.80
Delivery Subtotal		21,361.8	12,667,547.40

--- ADJUSTMENT ---

	Rate Per AF	Volume AF	Amount
Mar 2014 ADJ EXCH IID TO SDCWA	593.00	-14,808.3	-8,781,321.90
Mar 2014 ADJ EXCH IID TO SDCWA (San Diego CWA)	445.00		6,589,693.50
Adjustment Subtotal		-14,808.3	-2,191,628.40
SD-11 Total		6,553.5	10,475,919.00

Meter No SD-DS1

Desalted	Constant	Previous Reading	Current Reading	Volume (Cu. Ft.)	Rate Desc.
Desalted		N/A	N/A	N/A	Unbundled

Agency Name	Invoice No.	Rev.	Bill Period	Page No.	Mailed On	Due On
San Diego County Water Authority	7984	0	March 2014	4 of 6	04-10-14	05-30-14

--- ADJUSTMENT ---

	Rate Per AF	Volume AF	Amount
Feb 2014 LPPDS	908.00	277.0	251,516.00
Feb 2014 LPPDS	908.00	277.0	-251,516.00
Mar 2014 LPPDS	908.00	366.1	332,418.80
Mar 2014 LPPDS	908.00	366.1	-332,418.80

Adjustment Subtotal 1,286.2 0.00

SD-DS1 Total 1,286.2 0.00

Meter No SD-GRP1

Recovered	Constant	Previous Reading	Current Reading	Volume (Cu. Ft.)	Rate Desc.
Recovered Greenbelt		N/A	N/A	N/A	Unbundled

--- ADJUSTMENT ---

	Rate Per AF	Volume AF	Amount
Mar 2014 GRP	908.00	246.8	224,094.40
Mar 2014 GRP	908.00		-224,094.40

Adjustment Subtotal 246.8 0.00

SD-GRP1 Total 246.8 0.00

Meter No SD-RCL1

Reclaimed	Constant	Previous Reading	Current Reading	Volume (Cu. Ft.)	Rate Desc.
Reclaimed		N/A	N/A	N/A	Unbundled

--- ADJUSTMENT ---

	Rate Per AF	Volume AF	Amount
Feb 2014 LRP Contribution	250.00	28.5	-7,125.00

Adjustment Subtotal 28.5 -7,125.00

SD-RCL1 Total 28.5 -7,125.00

Meter No SD-RCL10

Reclaimed	Constant	Previous Reading	Current Reading	Volume (Cu. Ft.)	Rate Desc.
Reclaimed		N/A	N/A	N/A	Unbundled

--- ADJUSTMENT ---

	Rate Per AF	Volume AF	Amount
Jan 2014 LRP Contribution	250.00	567.9	-141,975.00

Adjustment Subtotal 567.9 -141,975.00

SD-RCL10 Total 567.9 -141,975.00

Meter No SD-RCL12

Reclaimed	Constant	Previous Reading	Current Reading	Volume (Cu. Ft.)	Rate Desc.
Reclaimed		N/A	N/A	N/A	Unbundled

--- ADJUSTMENT ---

	Rate Per AF	Volume AF	Amount
Feb 2014 LRP Contribution	250.00	62.5	-15,625.00

Adjustment Subtotal 62.5 -15,625.00

SD-RCL12 Total 62.5 -15,625.00

Meter No SD-RCL13

Reclaimed	Constant	Previous Reading	Current Reading	Volume (Cu. Ft.)	Rate Desc.
Reclaimed		N/A	N/A	N/A	Unbundled

Agency Name	Invoice No.	Rev.	Bill Period	Page No.	Mailed On	Due On
San Diego County Water Authority	7984	0	March 2014	5 of 6	04-10-14	05-30-14

--- ADJUSTMENT ---

	Rate Per AF	Volume AF	Amount
Mar 2014 Contribution	250.00	78.2	-19,550.00
Adjustment Subtotal		<u>78.2</u>	<u>-19,550.00</u>
SD-RCL13 Total		78.2	-19,550.00

Meter No SD-RCL15

Reclaimed	Constant	Previous Reading	Current Reading	Volume (Cu. Ft.)	Rate Desc.
Reclaimed		N/A	N/A	N/A	Unbundled

--- ADJUSTMENT ---

	Rate Per AF	Volume AF	Amount
Feb 2014 Contribution	150.00	82.2	-12,330.00
Adjustment Subtotal		<u>82.2</u>	<u>-12,330.00</u>
SD-RCL15 Total		82.2	-12,330.00

Meter No SD-RCL6

Reclaimed	Constant	Previous Reading	Current Reading	Volume (Cu. Ft.)	Rate Desc.
Reclaimed		N/A	N/A	N/A	Unbundled

--- ADJUSTMENT ---

	Rate Per AF	Volume AF	Amount
Feb 2014 LRP Contribution	185.00	217.5	-40,237.50
Adjustment Subtotal		<u>217.5</u>	<u>-40,237.50</u>
SD-RCL6 Total		217.5	-40,237.50

Meter No SD-RCL8

Reclaimed	Constant	Previous Reading	Current Reading	Volume (Cu. Ft.)	Rate Desc.
Reclaimed		N/A	N/A	N/A	Unbundled

--- ADJUSTMENT ---

	Rate Per AF	Volume AF	Amount
Feb 2014 LRP Contribution	100.00	251.9	-25,190.00
Adjustment Subtotal		<u>251.9</u>	<u>-25,190.00</u>
SD-RCL8 Total		251.9	-25,190.00

Meter No SD-RCL9

Reclaimed	Constant	Previous Reading	Current Reading	Volume (Cu. Ft.)	Rate Desc.
Reclaimed		N/A	N/A	N/A	Unbundled

--- ADJUSTMENT ---

	Rate Per AF	Volume AF	Amount
Mar 2014 LPPRE	113.00	4.0	452.00
Mar 2014 LPPRE	267.00		-1,068.00
Adjustment Subtotal		<u>4.0</u>	<u>-616.00</u>
SD-RCL9 Total		4.0	-616.00

Meter No SDTJ-01A

Treated Domestic	Constant	Previous Reading	Current Reading	Volume (Cu. Ft.)	Rate Desc.
San Diego-Tijuana	133.68	3424339	3424339	0	Unbundled

--- DELIVERIES ---


	Rate Per AF	Volume AF	Amount
Delivery Subtotal		<u>0.0</u>	<u>0.00</u>

Agency Name	Invoice No.	Rev.	Bill Period	Page No.	Mailed On	Due On
San Diego County Water Authority	7984	0	March 2014	6 of 6	04-10-14	05-30-14

SDTJ-01A Total

VOLUME TOTAL	INVOICE TOTAL
27,617.0	\$23,010,256.00

This invoice was printed on 3/9/2015 at 3:38:34PM



THE METROPOLITAN WATER DISTRICT
of SOUTHERN CALIFORNIA
700 North Alameda Street
Los Angeles, CA 90012-2944

<http://www.mwdh2o.com/>

INVOICE

Billed To:
San Diego County Water Authority



Service Address
4677 Overland Ave.
San Diego, CA 92123-1233

April 2014	Page No. 1 of 1
Mailed: 05/09/2014	Due Date: 06/30/2014
Invoice Number: 8012	Revision: 0

NOTICE

The MWD Administrative Code Section 4507 and 4508 require that payment must be made in "**Good Funds**" by the due date or the payment will be considered delinquent and an additional charge shall be assessed.

DELIVERIES

	Volume (AF)
Total Water Treated Delivered	9,146.7
Total Water Untreated Delivered	37,542.8

SALES

	Type	Volume (AF)	Rate (\$ /AF)	Total (\$)
Full Service	Tier 1 Supply Rate	31,894.3	\$148.00	\$4,720,356.40
	System Access Rate	31,894.3	\$243.00	\$7,750,314.90
	Water Stewardship Rate	31,894.3	\$41.00	\$1,307,666.30
	System Power Rate	31,894.3	\$161.00	\$5,134,982.30
	Treatment Surcharge	9,159.8	\$297.00	\$2,720,460.60
SUBTOTAL				\$21,633,780.50

WATER MANAGEMENT

	Volume (AF)	Total (\$)
Local Resource Programs	1,806.1	(\$245,474.60)
SUBTOTAL		(\$245,474.60)

EXCHANGES, WHEELING, AND OTHER DELIVERIES

	Volume (AF)	Total (\$)
IID San Diego Exchange UnTreated	14,808.3	\$6,589,693.50
		\$6,589,693.50

OTHER CHARGES AND CREDITS

	Rate (\$ /AF)	Total (\$)
Readiness To Serve Charge(Payment Schedule: S)		\$13,646,326.46
Capacity Charge(Payment Schedule: S)		\$4,134,450.00
SUBTOTAL		\$17,780,776.46

ADDITIONAL INFORMATION

	Volume (AF)	Tier1 %	Peak Day	Flow (CFS)
Tier 1 Annual Limit (For Current Calendar Year)	393,542.0			
Tier 1 YTD Deliveries (For Current Calendar Year)	97,846.8	25.0		
Tier 1 Current Month Deliveries	31,894.3			
Capacity Charge			9/8/2012	961.5

INVOICE TOTAL


Volume AF

33,700.4

Amount Now Due

\$45,758,775.86

Note: Amount Due is based on highlighted fields



MWD
METROPOLITAN WATER DISTRICT OF SOUTHERN CALIFORNIA
 700 North Alameda Street
 Los Angeles, CA, 90012-2944

INVOICE DETAIL

NOTICE

The MWD Administrative Code Section 4507 and 4508 require that payment must be made in "**Good Funds**" by the due date or the payment will be considered delinquent and an additional charge shall be assessed.

IN ACCORDANCE WITH READINGS AND BILLING DATA LISTED BELOW

Agency Name	Invoice No.	Rev.	Bill Period	Page No.	Mailed On	Due On
San Diego County Water Authority	8012	0	April 2014	1 of 6	05-09-14	06-30-14

Meter No. CM-10

Treated	Constant	Previous Reading	Current Reading	Volume (Cu. Ft.)	Rate Desc.
Treated Domestic		0	0	0	Unbundled

--- ADJUSTMENT ---

	Rate Per AF	Volume AF	Amount
Apr 2014 ADJ OC TO SD TRANSFER	890.00	13.1	11,659.00
Adjustment Subtotal		13.1	11,659.00
CM-10 Total		13.1	11,659.00

Meter No. SD-01A

Treated Domestic	Constant	Previous Reading	Current Reading	Volume (Cu. Ft.)	Rate Desc.
Rainbow Cyn. Rd. e/o Frontage Rd.	1,000	29151839	29239387	87548000	Unbundled

--- DELIVERIES ---

	Rate Per AF	Volume AF	Amount
Tier 1 Supply Rate	148.00	2,009.8	297,450.40
System Access Rate	243.00	2,009.8	488,381.40
Water Stewardship Rate	41.00	2,009.8	82,401.80
System Power Rate	161.00	2,009.8	323,577.80
Treatment Surcharge	297.00	2,009.8	596,910.60
Delivery Subtotal		2,009.8	1,788,722.00
SD-01A Total		2,009.8	1,788,722.00

Meter No. SD-01B

Treated Domestic	Constant	Previous Reading	Current Reading	Volume (Cu. Ft.)	Rate Desc.
Rainbow Cyn. Rd. e/o Frontage Rd.	1,000	28577788	28664733	86945000	Unbundled

--- DELIVERIES ---

	Rate Per AF	Volume AF	Amount
Tier 1 Supply Rate	148.00	1,996.0	295,408.00
System Access Rate	243.00	1,996.0	485,028.00
Water Stewardship Rate	41.00	1,996.0	81,836.00
System Power Rate	161.00	1,996.0	321,356.00
Treatment Surcharge	297.00	1,996.0	592,812.00
Delivery Subtotal		1,996.0	1,776,440.00
SD-01B Total		1,996.0	1,776,440.00

Meter No. SD-02

Treated Domestic	Constant	Previous Reading	Current Reading	Volume (Cu. Ft.)	Rate Desc.
w/o Rainbow Glen Rd.	100	30323737	30436791	11305400	Unbundled

Agency Name	Invoice No.	Rev.	Bill Period	Page No.	Mailed On	Due On
San Diego County Water Authority	8012	0	April 2014	2 of 6	05-09-14	06-30-14

--- DELIVERIES ---

	Rate Per AF	Volume AF	Amount
Tier 1 Supply Rate	148.00	259.5	38,406.00
System Access Rate	243.00	259.5	63,058.50
Water Stewardship Rate	41.00	259.5	10,639.50
System Power Rate	161.00	259.5	41,779.50
Treatment Surcharge	297.00	259.5	77,071.50
Apr 2014, meter under 10% flow Tier 1 supply rate	148.00	2.7	399.60
Apr 2014, meter under 10% flow System access rate	243.00	2.7	656.10
Apr 2014, meter under 10% flow Water stewardship rate	41.00	2.7	110.70
Apr 2014, meter under 10% flow System power rate	161.00	2.7	434.70
Apr 2014, meter under 10% flow Treatment surcharge	297.00	2.7	801.90
Delivery Subtotal		262.2	233,358.00
SD-02 Total		262.2	233,358.00

Meter No SD-03

Untreated Domestic	Constant	Previous Reading	Current Reading	Volume (Cu. Ft.)	Rate Desc.
Rainbow Cyn. Rd. e/o Frontage Rd.	1,000	101747325	102446170	698845000	Unbundled

--- DELIVERIES ---

	Rate Per AF	Volume AF	Amount
Tier 1 Supply Rate	148.00	16,043.3	2,374,408.40
System Access Rate	243.00	16,043.3	3,898,521.90
Water Stewardship Rate	41.00	16,043.3	657,775.30
System Power Rate	161.00	16,043.3	2,582,971.30
Delivery Subtotal		16,043.3	9,513,676.90
SD-03 Total		16,043.3	9,513,676.90

Meter No SD-05

Treated Domestic	Constant	Previous Reading	Current Reading	Volume (Cu. Ft.)	Rate Desc.
s/o Reche Rd. w/o Wilt Rd.	100	12927033	13050639	12360600	Unbundled

--- DELIVERIES ---

	Rate Per AF	Volume AF	Amount
Tier 1 Supply Rate	148.00	283.8	42,002.40
System Access Rate	243.00	283.8	68,963.40
Water Stewardship Rate	41.00	283.8	11,635.80
System Power Rate	161.00	283.8	45,691.80
Treatment Surcharge	297.00	283.8	84,288.60
Delivery Subtotal		283.8	252,582.00
SD-05 Total		283.8	252,582.00

Meter No SD-07

Treated Domestic	Constant	Previous Reading	Current Reading	Volume (Cu. Ft.)	Rate Desc.
e/o Wilt Rd. n/o Dos Ninos Ave.	1,000	122300912	122474838	173926000	Unbundled

--- DELIVERIES ---

	Rate Per AF	Volume AF	Amount
Tier 1 Supply Rate	148.00	3,992.8	590,934.40
System Access Rate	243.00	3,992.8	970,250.40
Water Stewardship Rate	41.00	3,992.8	163,704.80
System Power Rate	161.00	3,992.8	642,840.80
Treatment Surcharge	297.00	3,992.8	1,185,861.60
Apr 2014, meter under 10% flow Tier 1 supply rate	148.00	0.5	74.00
Apr 2014, meter under 10% flow System access rate	243.00	0.5	121.50
Apr 2014, meter under 10% flow Water stewardship rate	41.00	0.5	20.50
Apr 2014, meter under 10% flow System power rate	161.00	0.5	80.50
Apr 2014, meter under 10% flow Treatment surcharge	297.00	0.5	148.50
Delivery Subtotal		3,993.3	3,554,037.00
SD-07 Total		3,993.3	3,554,037.00

Agency Name	Invoice No.	Rev.	Bill Period	Page No.	Mailed On	Due On
San Diego County Water Authority	8012	0	April 2014	3 of 6	05-09-14	06-30-14

Meter No SD-08

Treated Domestic	Constant	Previous Reading	Current Reading	Volume (Cu. Ft.)	Rate Desc.
n/o Red Mtn. n/o Mission Rd.	100	43290679	43475137	18445800	Unbundled

--- DELIVERIES ---

	Rate Per AF	Volume AF	Amount
Tier 1 Supply Rate	148.00	423.5	62,678.00
System Access Rate	243.00	423.5	102,910.50
Water Stewardship Rate	41.00	423.5	17,363.50
System Power Rate	161.00	423.5	68,183.50
Treatment Surcharge	297.00	423.5	125,779.50
Apr 2014, meter under 10% flow Tier 1 supply rate	148.00	1.0	148.00
Apr 2014, meter under 10% flow System access rate	243.00	1.0	243.00
Apr 2014, meter under 10% flow Water stewardship rate	41.00	1.0	41.00
Apr 2014, meter under 10% flow System power rate	161.00	1.0	161.00
Apr 2014, meter under 10% flow Treatment surcharge	297.00	1.0	297.00
Delivery Subtotal		424.5	377,805.00
SD-08 Total		424.5	377,805.00

Meter No SD-09

Treated Domestic	Constant	Previous Reading	Current Reading	Volume (Cu. Ft.)	Rate Desc.
w/o Rainbow Glen. Rd. n/o Red Mtn.	100	10434501	10511652	7715100	Unbundled

--- DELIVERIES ---

	Rate Per AF	Volume AF	Amount
Tier 1 Supply Rate	148.00	177.1	26,210.80
System Access Rate	243.00	177.1	43,035.30
Water Stewardship Rate	41.00	177.1	7,261.10
System Power Rate	161.00	177.1	28,513.10
Treatment Surcharge	297.00	177.1	52,598.70
Delivery Subtotal		177.1	157,619.00
SD-09 Total		177.1	157,619.00

Meter No SD-11

Untreated Domestic	Constant	Previous Reading	Current Reading	Volume (Cu. Ft.)	Rate Desc.
e/o Wilt Rd. n/o Dos Ninos Ave.	10,000	19205535	19299187	936520000	Unbundled

--- DELIVERIES ---

	Rate Per AF	Volume AF	Amount
Tier 1 Supply Rate	148.00	21,499.5	3,181,926.00
System Access Rate	243.00	21,499.5	5,224,378.50
Water Stewardship Rate	41.00	21,499.5	881,479.50
System Power Rate	161.00	21,499.5	3,461,419.50
Delivery Subtotal		21,499.5	12,749,203.50

--- ADJUSTMENT ---

	Rate Per AF	Volume AF	Amount
Apr 2014 ADJ EXCH IID TO SDCWA	593.00	-14,808.3	-8,781,321.90
Apr 2014 ADJ EXCH IID TO SDCWA (San Diego CWA)	445.00		6,589,693.50
Adjustment Subtotal		-14,808.3	-2,191,628.40
SD-11 Total		6,691.2	10,557,575.10

Meter No SD-DS1

Desalted	Constant	Previous Reading	Current Reading	Volume (Cu. Ft.)	Rate Desc.
Desalted		N/A	N/A	N/A	Unbundled

--- ADJUSTMENT ---

	Rate Per AF	Volume AF	Amount
Apr 2014 LPPDS	908.00	393.2	357,025.60
Apr 2014 LPPDS	908.00	393.2	-357,025.60

Agency Name	Invoice No.	Rev.	Bill Period	Page No.	Mailed On	Due On
San Diego County Water Authority	8012	0	April 2014	4 of 6	05-09-14	06-30-14

Adjustment Subtotal 786.4 0.00

SD-DS1 Total 786.4 0.00

Meter No SD-GRP1

Recovered	Constant	Previous Reading	Current Reading	Volume (Cu. Ft.)	Rate Desc.
Recovered Greenbelt		N/A	N/A	N/A	Unbundled

--- ADJUSTMENT ---

	Rate Per AF	Volume AF	Amount
Apr 2014 GRP	908.00		-209,384.80
Apr 2014 GRP	908.00	230.6	209,384.80

Adjustment Subtotal 230.6 0.00

SD-GRP1 Total 230.6 0.00

Meter No SD-RCL1

Reclaimed	Constant	Previous Reading	Current Reading	Volume (Cu. Ft.)	Rate Desc.
Reclaimed		N/A	N/A	N/A	Unbundled

--- ADJUSTMENT ---

	Rate Per AF	Volume AF	Amount
Mar 2014 LRP Contribution	250.00	41.2	-10,300.00

Adjustment Subtotal 41.2 -10,300.00

SD-RCL1 Total 41.2 -10,300.00

Meter No SD-RCL10

Reclaimed	Constant	Previous Reading	Current Reading	Volume (Cu. Ft.)	Rate Desc.
Reclaimed		N/A	N/A	N/A	Unbundled

--- ADJUSTMENT ---

	Rate Per AF	Volume AF	Amount
Feb 2014 LRP Contribution	250.00	191.2	-47,800.00
Mar 2014 LRP Contribution	250.00	263.2	-65,800.00

Adjustment Subtotal 454.4 -113,600.00

SD-RCL10 Total 454.4 -113,600.00

Meter No SD-RCL12

Reclaimed	Constant	Previous Reading	Current Reading	Volume (Cu. Ft.)	Rate Desc.
Reclaimed		N/A	N/A	N/A	Unbundled

--- ADJUSTMENT ---

	Rate Per AF	Volume AF	Amount
Mar 2014 LRP Contribution	250.00	34.0	-8,500.00

Adjustment Subtotal 34.0 -8,500.00

SD-RCL12 Total 34.0 -8,500.00

Meter No SD-RCL13

Reclaimed	Constant	Previous Reading	Current Reading	Volume (Cu. Ft.)	Rate Desc.
Reclaimed		N/A	N/A	N/A	Unbundled

--- ADJUSTMENT ---

	Rate Per AF	Volume AF	Amount
Jan 2014 Contribution VOIDED	250.00	-81.2	20,300.00
Jan 2014 Contribution	250.00	91.7	-22,925.00
Feb 2014 Contribution VOIDED	250.00	-45.9	11,475.00
Feb 2014 Contribution	250.00	51.5	-12,875.00

Agency Name	Invoice No.	Rev.	Bill Period	Page No.	Mailed On	Due On
San Diego County Water Authority	8012	0	April 2014	5 of 6	05-09-14	06-30-14

--- ADJUSTMENT ---

	Rate Per AF	Volume AF	Amount
Mar 2014 Contribution VOIDED	250.00	-78.2	19,550.00
Mar 2014 Contribution	250.00	85.8	-21,450.00
Apr 2014 Contribution	250.00	150.1	-37,525.00
Adjustment Subtotal		<u>173.8</u>	<u>-43,450.00</u>
SD-RCL13 Total		173.8	-43,450.00

Meter No SD-RCL15

Reclaimed	Constant	Previous Reading	Current Reading	Volume (Cu. Ft.)	Rate Desc.
Reclaimed		N/A	N/A	N/A	Unbundled

--- ADJUSTMENT ---

	Rate Per AF	Volume AF	Amount
Mar 2014 Contribution	150.00	52.7	-7,905.00
Adjustment Subtotal		<u>52.7</u>	<u>-7,905.00</u>
SD-RCL15 Total		52.7	-7,905.00

Meter No SD-RCL5

Reclaimed	Constant	Previous Reading	Current Reading	Volume (Cu. Ft.)	Rate Desc.
Reclaimed		N/A	N/A	N/A	Unbundled

--- ADJUSTMENT ---

	Rate Per AF	Volume AF	Amount
Feb 2014 LPPRE	113.00	2.3	259.90
Feb 2014 LPPRE	267.00		-614.10
Mar 2014 LPPRE	113.00	6.2	700.60
Mar 2014 LPPRE	267.00		-1,655.40
Apr 2014 LPPRE	113.00	14.5	1,638.50
Apr 2014 LPPRE	267.00		-3,871.50
Adjustment Subtotal		<u>23.0</u>	<u>-3,542.00</u>
SD-RCL5 Total		23.0	-3,542.00

Meter No SD-RCL6

Reclaimed	Constant	Previous Reading	Current Reading	Volume (Cu. Ft.)	Rate Desc.
Reclaimed		N/A	N/A	N/A	Unbundled

--- ADJUSTMENT ---

	Rate Per AF	Volume AF	Amount
Mar 2014 LRP Contribution	185.00	198.4	-36,704.00
Adjustment Subtotal		<u>198.4</u>	<u>-36,704.00</u>
SD-RCL6 Total		198.4	-36,704.00

Meter No SD-RCL8

Reclaimed	Constant	Previous Reading	Current Reading	Volume (Cu. Ft.)	Rate Desc.
Reclaimed		N/A	N/A	N/A	Unbundled

--- ADJUSTMENT ---

	Rate Per AF	Volume AF	Amount
Mar 2014 LRP Contribution	100.00	186.4	-18,640.00
Adjustment Subtotal		<u>186.4</u>	<u>-18,640.00</u>
SD-RCL8 Total		186.4	-18,640.00

Agency Name	Invoice No.	Rev.	Bill Period	Page No.	Mailed On	Due On
San Diego County Water Authority	8012	0	April 2014	6 of 6	05-09-14	06-30-14

Meter No. SD-RCL9

Reclaimed	Constant	Previous Reading	Current Reading	Volume (Cu. Ft.)	Rate Desc.
		N/A	N/A	N/A	Unbundled

--- ADJUSTMENT ---

	Rate Per AF	Volume AF	Amount
Apr 2014 LPPRE	113.00	18.4	2,079.20
Apr 2014 LPPRE	267.00		-4,912.80
Adjustment Subtotal		18.4	-2,833.60
SD-RCL9 Total		18.4	-2,833.60

Meter No. SDTJ-01A

Treated Domestic	Constant	Previous Reading	Current Reading	Volume (Cu. Ft.)	Rate Desc.
San Diego-Tijuana	133.68	3424339	3424339	0	Unbundled

--- DELIVERIES ---


	Rate Per AF	Volume AF	Amount
Delivery Subtotal		0.0	0.00
SDTJ-01A Total		0.0	0.00

--- OTHER CHARGES AND CREDITS ---

	Amount
Capacity Charge for current calendar year	4,134,450.00
Readiness to Serve Charge for current fiscal year	13,646,326.46

VOLUME TOTAL	INVOICE TOTAL
34,093.6	\$45,758,775.86

This invoice was printed on 3/9/2015 at 3:39:32PM



*THE METROPOLITAN WATER DISTRICT
of SOUTHERN CALIFORNIA
700 North Alameda Street
Los Angeles, CA 90012-2944*

http://www.mwdh2o.com/

INVOICE

Billed To:
San Diego County Water Authority



Service Address
4677 Overland Ave.
San Diego, CA 92123-1233

May 2014	Page No. 1 of 1
Mailed: 06/10/2014	Due Date: 07/31/2014
Invoice Number: 8040	Revision: 0

NOTICE

The MWD Administrative Code Section 4507 and 4508 require that payment must be made in **"Good Funds"** by the due date or the payment will be considered delinquent and an additional charge shall be assessed.

DELIVERIES	Volume (AF)
Total Water Treated Delivered	10,733.7
Total Water Untreated Delivered	48,397.7

SALES	Type	Volume (AF)	Rate (\$ /AF)	Total (\$)
Full Service	Tier 1 Supply Rate	44,341.3	\$148.00	\$6,562,512.40
	System Access Rate	44,341.3	\$243.00	\$10,774,935.90
	Water Stewardship Rate	44,341.3	\$41.00	\$1,817,993.30
	System Power Rate	44,341.3	\$161.00	\$7,138,949.30
	Treatment Surcharge	10,751.9	\$297.00	\$3,193,314.30
SUBTOTAL				\$29,487,705.20

WATER MANAGEMENT	Volume (AF)	Total (\$)
Local Resource Programs	1,684.5	(\$179,854.10)
SUBTOTAL		(\$179,854.10)

EXCHANGES, WHEELING, AND OTHER DELIVERIES	Volume (AF)	Total (\$)
IID San Diego Exchange UnTreated	14,808.3	\$6,589,693.50
		\$6,589,693.50

OTHER CHARGES AND CREDITS	Rate (\$ /AF)	Total (\$)
Conservation Credit		\$120.00
SUBTOTAL		\$120.00


ADDITIONAL INFORMATION	Volume (AF)	Tier1 %	Peak Day	Flow (CFS)
Tier 1 Annual Limit (For Current Calendar Year)	393,542.0			
Tier 1 YTD Deliveries (For Current Calendar Year)	142,188.1	36.0		
Tier 1 Current Month Deliveries	44,341.3			
Capacity Charge			9/8/2012	961.5

INVOICE TOTAL

Volume AF
46,025.8

Amount Now Due
\$35,897,664.60

Note: Amount Due is based on highlighted fields



MWD
METROPOLITAN WATER DISTRICT OF SOUTHERN CALIFORNIA
 700 North Alameda Street
 Los Angeles, CA, 90012-2944

INVOICE DETAIL

NOTICE

The MWD Administrative Code Section 4507 and 4508 require that payment must be made in "Good Funds" by the due date or the payment will be considered delinquent and an additional charge shall be assessed.

IN ACCORDANCE WITH READINGS AND BILLING DATA LISTED BELOW

Agency Name	Invoice No.	Rev.	Bill Period	Page No.	Mailed On	Due On
San Diego County Water Authority	8040	0	May 2014	1 of 5	06-10-14	07-31-14

Meter No CM-10

Treated	Constant	Previous Reading	Current Reading	Volume (Cu. Ft.)	Rate Desc.
Treated Domestic		0	0	0	Unbundled

--- ADJUSTMENT ---

	Rate Per AF	Volume AF	Amount
May 2014 ADJ OC TO SD TRANSFER	890.00	18.2	16,198.00
Adjustment Subtotal		18.2	16,198.00
CM-10 Total		18.2	16,198.00

Meter No SD-01A

Treated Domestic	Constant	Previous Reading	Current Reading	Volume (Cu. Ft.)	Rate Desc.
Rainbow Cyn. Rd. e/o Frontage Rd.	1,000	29239387	29359854	120467000	Unbundled

--- DELIVERIES ---

	Rate Per AF	Volume AF	Amount
Tier 1 Supply Rate	148.00	2,765.5	409,294.00
System Access Rate	243.00	2,765.5	672,016.50
Water Stewardship Rate	41.00	2,765.5	113,385.50
System Power Rate	161.00	2,765.5	445,245.50
Treatment Surcharge	297.00	2,765.5	821,353.50
Delivery Subtotal		2,765.5	2,461,295.00
SD-01A Total		2,765.5	2,461,295.00

Meter No SD-01B

Treated Domestic	Constant	Previous Reading	Current Reading	Volume (Cu. Ft.)	Rate Desc.
Rainbow Cyn. Rd. e/o Frontage Rd.	1,000	28664733	28784410	119677000	Unbundled

--- DELIVERIES ---

	Rate Per AF	Volume AF	Amount
Tier 1 Supply Rate	148.00	2,747.4	406,615.20
System Access Rate	243.00	2,747.4	667,618.20
Water Stewardship Rate	41.00	2,747.4	112,643.40
System Power Rate	161.00	2,747.4	442,331.40
Treatment Surcharge	297.00	2,747.4	815,977.80
Delivery Subtotal		2,747.4	2,445,186.00
SD-01B Total		2,747.4	2,445,186.00

Meter No SD-02

Treated Domestic	Constant	Previous Reading	Current Reading	Volume (Cu. Ft.)	Rate Desc.
w/o Rainbow Glen Rd.	100	30436791	30601036	16424500	Unbundled

Agency Name	Invoice No.	Rev.	Bill Period	Page No.	Mailed On	Due On
San Diego County Water Authority	8040	0	May 2014	2 of 5	06-10-14	07-31-14

--- DELIVERIES ---

	Rate Per AF	Volume AF	Amount
Tier 1 Supply Rate	148.00	377.1	55,810.80
System Access Rate	243.00	377.1	91,635.30
Water Stewardship Rate	41.00	377.1	15,461.10
System Power Rate	161.00	377.1	60,713.10
Treatment Surcharge	297.00	377.1	111,998.70
May 2014, meter under 10% flow Tier 1 supply rate	148.00	2.7	399.60
May 2014, meter under 10% flow System access rate	243.00	2.7	656.10
May 2014, meter under 10% flow Water stewardship rate	41.00	2.7	110.70
May 2014, meter under 10% flow System power rate	161.00	2.7	434.70
May 2014, meter under 10% flow Treatment surcharge	297.00	2.7	801.90
Delivery Subtotal		379.8	338,022.00
SD-02 Total		379.8	338,022.00

Meter No SD-03

Untreated Domestic	Constant	Previous Reading	Current Reading	Volume (Cu. Ft.)	Rate Desc.
Rainbow Cyn. Rd. e/o Frontage Rd.	1,000	102446170	103224264	778094000	Unbundled

--- DELIVERIES ---

	Rate Per AF	Volume AF	Amount
Tier 1 Supply Rate	148.00	17,862.6	2,643,664.80
System Access Rate	243.00	17,862.6	4,340,611.80
Water Stewardship Rate	41.00	17,862.6	732,366.60
System Power Rate	161.00	17,862.6	2,875,878.60
Delivery Subtotal		17,862.6	10,592,521.80
SD-03 Total		17,862.6	10,592,521.80

Meter No SD-05

Treated Domestic	Constant	Previous Reading	Current Reading	Volume (Cu. Ft.)	Rate Desc.
s/o Reche Rd. w/o Wilt Rd.	100	13050639	13194096	14345700	Unbundled

--- DELIVERIES ---

	Rate Per AF	Volume AF	Amount
Tier 1 Supply Rate	148.00	329.3	48,736.40
System Access Rate	243.00	329.3	80,019.90
Water Stewardship Rate	41.00	329.3	13,501.30
System Power Rate	161.00	329.3	53,017.30
Treatment Surcharge	297.00	329.3	97,802.10
Delivery Subtotal		329.3	293,077.00
SD-05 Total		329.3	293,077.00

Meter No SD-07

Treated Domestic	Constant	Previous Reading	Current Reading	Volume (Cu. Ft.)	Rate Desc.
e/o Wilt Rd. n/o Dos Ninos Ave.	1,000	122474838	122637970	163132000	Unbundled

--- DELIVERIES ---

	Rate Per AF	Volume AF	Amount
Tier 1 Supply Rate	148.00	3,745.0	554,260.00
System Access Rate	243.00	3,745.0	910,035.00
Water Stewardship Rate	41.00	3,745.0	153,545.00
System Power Rate	161.00	3,745.0	602,945.00
Treatment Surcharge	297.00	3,745.0	1,112,265.00
May 2014, meter under 10% flow Tier 1 supply rate	148.00	2.0	296.00
May 2014, meter under 10% flow System access rate	243.00	2.0	486.00
May 2014, meter under 10% flow Water stewardship rate	41.00	2.0	82.00
May 2014, meter under 10% flow System power rate	161.00	2.0	322.00
May 2014, meter under 10% flow Treatment surcharge	297.00	2.0	594.00
Delivery Subtotal		3,747.0	3,334,830.00
SD-07 Total		3,747.0	3,334,830.00

Agency Name	Invoice No.	Rev.	Bill Period	Page No.	Mailed On	Due On
San Diego County Water Authority	8040	0	May 2014	3 of 5	06-10-14	07-31-14

Meter No SD-08

Treated Domestic	Constant	Previous Reading	Current Reading	Volume (Cu. Ft.)	Rate Desc.
n/o Red Mtn. n/o Mission Rd.	100	43475137	43722059	24692200	Unbundled

--- DELIVERIES ---

	Rate Per AF	Volume AF	Amount
Tier 1 Supply Rate	148.00	566.9	83,901.20
System Access Rate	243.00	566.9	137,756.70
Water Stewardship Rate	41.00	566.9	23,242.90
System Power Rate	161.00	566.9	91,270.90
Treatment Surcharge	297.00	566.9	168,369.30
SD-08 Total		566.9	504,541.00

Meter No SD-09

Treated Domestic	Constant	Previous Reading	Current Reading	Volume (Cu. Ft.)	Rate Desc.
w/o Rainbow Glen. Rd. n/o Red Mtn.	100	10511652	10597826	8617400	Unbundled

--- DELIVERIES ---

	Rate Per AF	Volume AF	Amount
Tier 1 Supply Rate	148.00	197.8	29,274.40
System Access Rate	243.00	197.8	48,065.40
Water Stewardship Rate	41.00	197.8	8,109.80
System Power Rate	161.00	197.8	31,845.80
Treatment Surcharge	297.00	197.8	58,746.60
Delivery Subtotal		197.8	176,042.00
SD-09 Total		197.8	176,042.00

Meter No SD-11

Untreated Domestic	Constant	Previous Reading	Current Reading	Volume (Cu. Ft.)	Rate Desc.
e/o Wilt Rd. n/o Dos Ninos Ave.	10,000	19299187	19432198	1330110000	Unbundled

--- DELIVERIES ---

	Rate Per AF	Volume AF	Amount
Tier 1 Supply Rate	148.00	30,535.1	4,519,194.80
System Access Rate	243.00	30,535.1	7,420,029.30
Water Stewardship Rate	41.00	30,535.1	1,251,939.10
System Power Rate	161.00	30,535.1	4,916,151.10
Delivery Subtotal		30,535.1	18,107,314.30

--- ADJUSTMENT ---

	Rate Per AF	Volume AF	Amount
May 2014 ADJ EXCH IID TO SDCWA	593.00	-14,808.3	-8,781,321.90
May 2014 ADJ EXCH IID TO SDCWA (San Diego CWA)	445.00		6,589,693.50
Adjustment Subtotal		-14,808.3	-2,191,628.40
SD-11 Total		15,726.8	15,915,685.90

Meter No SD-DS1

Desalted	Constant	Previous Reading	Current Reading	Volume (Cu. Ft.)	Rate Desc.
Desalted		N/A	N/A	N/A	Unbundled

--- ADJUSTMENT ---

	Rate Per AF	Volume AF	Amount
May 2014 LPPDS	908.00	383.6	348,308.80
May 2014 LPPDS	908.00	383.6	-348,308.80
Adjustment Subtotal		767.2	0.00
SD-DS1 Total		767.2	0.00

Agency Name	Invoice No.	Rev.	Bill Period	Page No.	Mailed On	Due On
San Diego County Water Authority	8040	0	May 2014	4 of 5	06-10-14	07-31-14

Meter No. SD-GRP1

Recovered	Constant	Previous Reading	Current Reading	Volume (Cu. Ft.)	Rate Desc.
Recovered Greenbelt		N/A	N/A	N/A	Unbundled

--- ADJUSTMENT ---

	Rate Per AF	Volume AF	Amount
May 2014 GRP	908.00	266.5	241,982.00
May 2014 GRP	908.00		-241,982.00
Adjustment Subtotal		266.5	0.00
SD-GRP1 Total		266.5	0.00

Meter No. SD-RCL1

Reclaimed	Constant	Previous Reading	Current Reading	Volume (Cu. Ft.)	Rate Desc.
Reclaimed		N/A	N/A	N/A	Unbundled

--- ADJUSTMENT ---

	Rate Per AF	Volume AF	Amount
May 2014 LRP Contribution	250.00	60.9	-15,225.00
Adjustment Subtotal		60.9	-15,225.00
SD-RCL1 Total		60.9	-15,225.00

Meter No. SD-RCL12

Reclaimed	Constant	Previous Reading	Current Reading	Volume (Cu. Ft.)	Rate Desc.
Reclaimed		N/A	N/A	N/A	Unbundled

--- ADJUSTMENT ---

	Rate Per AF	Volume AF	Amount
May 2014 LRP Contribution	250.00	52.6	-13,150.00
Adjustment Subtotal		52.6	-13,150.00
SD-RCL12 Total		52.6	-13,150.00

Meter No. SD-RCL13

Reclaimed	Constant	Previous Reading	Current Reading	Volume (Cu. Ft.)	Rate Desc.
Reclaimed		N/A	N/A	N/A	Unbundled

--- ADJUSTMENT ---

	Rate Per AF	Volume AF	Amount
May 2014 Contribution	250.00	208.9	-52,225.00
Adjustment Subtotal		208.9	-52,225.00
SD-RCL13 Total		208.9	-52,225.00

Meter No. SD-RCL15

Reclaimed	Constant	Previous Reading	Current Reading	Volume (Cu. Ft.)	Rate Desc.
Reclaimed		N/A	N/A	N/A	Unbundled

--- ADJUSTMENT ---

	Rate Per AF	Volume AF	Amount
Apr 2014 Contribution	150.00	84.2	-12,630.00
Adjustment Subtotal		84.2	-12,630.00
SD-RCL15 Total		84.2	-12,630.00

Agency Name	Invoice No.	Rev.	Bill Period	Page No.	Mailed On	Due On
San Diego County Water Authority	8040	0	May 2014	5 of 5	06-10-14	07-31-14

Meter No. SD-RCL6

Reclaimed	Constant	Previous Reading	Current Reading	Volume (Cu. Ft.)	Rate Desc.
Reclaimed		N/A	N/A	N/A	Unbundled

--- ADJUSTMENT ---

	Rate Per AF	Volume AF	Amount
May 2014 LRP Contribution	185.00	264.7	-48,969.50
Adjustment Subtotal		264.7	-48,969.50
SD-RCL6 Total		264.7	-48,969.50

Meter No. SD-RCL8

Reclaimed	Constant	Previous Reading	Current Reading	Volume (Cu. Ft.)	Rate Desc.
Reclaimed		N/A	N/A	N/A	Unbundled

--- ADJUSTMENT ---

	Rate Per AF	Volume AF	Amount
May 2014 LRP Contribution	100.00	338.2	-33,820.00
Adjustment Subtotal		338.2	-33,820.00
SD-RCL8 Total		338.2	-33,820.00

Meter No. SD-RCL9

Reclaimed	Constant	Previous Reading	Current Reading	Volume (Cu. Ft.)	Rate Desc.
		N/A	N/A	N/A	Unbundled

--- ADJUSTMENT ---

	Rate Per AF	Volume AF	Amount
May 2014 LPPRE	113.00	24.9	2,813.70
May 2014 LPPRE	267.00		-6,648.30
Adjustment Subtotal		24.9	-3,834.60
SD-RCL9 Total		24.9	-3,834.60

Meter No. SDTJ-01A

Treated Domestic	Constant	Previous Reading	Current Reading	Volume (Cu. Ft.)	Rate Desc.
San Diego-Tijuana	133.68	3424339	3424339	0	Unbundled

--- DELIVERIES ---


	Rate Per AF	Volume AF	Amount
Delivery Subtotal		0.0	0.00
SDTJ-01A Total		0.0	0.00

--- OTHER CHARGES AND CREDITS ---

Conservation Ag.# 78189	Amount
	120.00

VOLUME TOTAL	INVOICE TOTAL
46,409.4	\$35,897,664.60

This invoice was printed on 3/9/2015 at 3:40:58PM



*THE METROPOLITAN WATER DISTRICT
of SOUTHERN CALIFORNIA
700 North Alameda Street
Los Angeles, CA 90012-2944*

<http://www.mwdh2o.com/>

INVOICE

Billed To:
San Diego County Water Authority



Service Address
4677 Overland Ave.
San Diego, CA 92123-1233

June 2014

Page No. 1 of 1

Mailed: 07/10/2014

Due Date: 08/29/2014

Invoice Number: 8068

Revision: 0

NOTICE

The MWD Administrative Code Section 4507 and 4508 require that payment must be made in "**Good Funds**" by the due date or the payment will be considered delinquent and an additional charge shall be assessed.

DELIVERIES

	Volume (AF)
Total Water Treated Delivered	10,147.6
Total Water Untreated Delivered	47,155.0

SALES

	Type	Volume (AF)	Rate (\$ /AF)	Total (\$)
Full Service	Tier 1 Supply Rate	42,511.2	\$148.00	\$6,291,657.60
	System Access Rate	42,511.2	\$243.00	\$10,330,221.60
	Water Stewardship Rate	42,511.2	\$41.00	\$1,742,959.20
	System Power Rate	42,511.2	\$161.00	\$6,844,303.20
	Treatment Surcharge	10,164.5	\$297.00	\$3,018,856.50
Adjust Full Service Prior Rates				
Certification(s) for 201301 to 201312 for Domestic	Untreated	-222.0	\$593.00	(\$131,646.00)
SUBTOTAL				\$28,096,352.10

WATER MANAGEMENT

	Volume (AF)	Total (\$)
Local Resource Programs	2,582.9	(\$381,871.40)
SUBTOTAL		(\$381,871.40)

EXCHANGES, WHEELING, AND OTHER DELIVERIES

IID San Diego Exchange UnTreated	15,030.3	\$6,690,259.50
		\$6,690,259.50

OTHER CHARGES AND CREDITS

	Rate (\$ /AF)	
Conservation Credit	\$9,899.50	
SUBTOTAL		\$9,899.50

ADDITIONAL INFORMATION

	Volume (AF)	Tier1 %	Peak Day	Flow (CFS)
Tier 1 Annual Limit (For Current Calendar Year)	393,542.0			
Tier 1 YTD Deliveries (For Current Calendar Year)	184,699.3	47.0		
Tier 1 Current Month Deliveries	42,511.2			
Capacity Charge			9/8/2012	961.5

INVOICE TOTAL


Volume AF

44,872.1

Amount Now Due

\$34,414,639.70

Note: Amount Due is based on highlighted fields



MWD
METROPOLITAN WATER DISTRICT OF SOUTHERN CALIFORNIA
 700 North Alameda Street
 Los Angeles, CA, 90012-2944

INVOICE DETAIL

NOTICE

The MWD Administrative Code Section 4507 and 4508 require that payment must be made in "**Good Funds**" by the due date or the payment will be considered delinquent and an additional charge shall be assessed.

IN ACCORDANCE WITH READINGS AND BILLING DATA LISTED BELOW

Agency Name	Invoice No.	Rev.	Bill Period	Page No.	Mailed On	Due On
San Diego County Water Authority	8068	0	June 2014	1 of 6	07-10-14	08-29-14

Meter No. CM-10

Treated	Constant	Previous Reading	Current Reading	Volume (Cu. Ft.)	Rate Desc.
Treated Domestic		0	0	0	Unbundled

--- ADJUSTMENT ---

	Rate Per AF	Volume AF	Amount
Jun 2014 ADJ OC TO SD TRANSFER	890.00	16.9	15,041.00
Adjustment Subtotal		16.9	15,041.00
CM-10 Total		16.9	15,041.00

Meter No. SD-01A

Treated Domestic	Constant	Previous Reading	Current Reading	Volume (Cu. Ft.)	Rate Desc.
Rainbow Cyn. Rd. e/o Frontage Rd.	1,000	29359854	29468440	108586000	Unbundled

--- DELIVERIES ---

	Rate Per AF	Volume AF	Amount
Tier 1 Supply Rate	148.00	2,492.8	368,934.40
System Access Rate	243.00	2,492.8	605,750.40
Water Stewardship Rate	41.00	2,492.8	102,204.80
System Power Rate	161.00	2,492.8	401,340.80
Treatment Surcharge	297.00	2,492.8	740,361.60
Delivery Subtotal		2,492.8	2,218,592.00
SD-01A Total		2,492.8	2,218,592.00

Meter No. SD-01B

Treated Domestic	Constant	Previous Reading	Current Reading	Volume (Cu. Ft.)	Rate Desc.
Rainbow Cyn. Rd. e/o Frontage Rd.	1,000	28784410	28891949	107539000	Unbundled

--- DELIVERIES ---

	Rate Per AF	Volume AF	Amount
Tier 1 Supply Rate	148.00	2,468.8	365,382.40
System Access Rate	243.00	2,468.8	599,918.40
Water Stewardship Rate	41.00	2,468.8	101,220.80
System Power Rate	161.00	2,468.8	397,476.80
Treatment Surcharge	297.00	2,468.8	733,233.60
Delivery Subtotal		2,468.8	2,197,232.00
SD-01B Total		2,468.8	2,197,232.00

Meter No. SD-02

Treated Domestic	Constant	Previous Reading	Current Reading	Volume (Cu. Ft.)	Rate Desc.
w/o Rainbow Glen Rd.	100	30601036	30745383	14434700	Unbundled

Agency Name	Invoice No.	Rev.	Bill Period	Page No.	Mailed On	Due On
San Diego County Water Authority	8068	0	June 2014	2 of 6	07-10-14	08-29-14

--- DELIVERIES ---

	Rate Per AF	Volume AF	Amount
Tier 1 Supply Rate	148.00	331.4	49,047.20
System Access Rate	243.00	331.4	80,530.20
Water Stewardship Rate	41.00	331.4	13,587.40
System Power Rate	161.00	331.4	53,355.40
Treatment Surcharge	297.00	331.4	98,425.80
Jun 2014, meter under 10% flow Tier 1 supply rate	148.00	2.6	384.80
Jun 2014, meter under 10% flow System access rate	243.00	2.6	631.80
Jun 2014, meter under 10% flow Water stewardship rate	41.00	2.6	106.60
Jun 2014, meter under 10% flow System power rate	161.00	2.6	418.60
Jun 2014, meter under 10% flow Treatment surcharge	297.00	2.6	772.20
Delivery Subtotal		334.0	297,260.00
SD-02 Total		334.0	297,260.00

Meter No SD-03

Untreated Domestic	Constant	Previous Reading	Current Reading	Volume (Cu. Ft.)	Rate Desc.
Rainbow Cyn. Rd. e/o Frontage Rd.	1,000	103224264	103984957	760693000	Unbundled

--- DELIVERIES ---

	Rate Per AF	Volume AF	Amount
Tier 1 Supply Rate	148.00	17,463.1	2,584,538.80
System Access Rate	243.00	17,463.1	4,243,533.30
Water Stewardship Rate	41.00	17,463.1	715,987.10
System Power Rate	161.00	17,463.1	2,811,559.10
Delivery Subtotal		17,463.1	10,355,618.30
SD-03 Total		17,463.1	10,355,618.30

Meter No SD-05

Treated Domestic	Constant	Previous Reading	Current Reading	Volume (Cu. Ft.)	Rate Desc.
s/o Reche Rd. w/o Wilt Rd.	100	13194096	13324391	13029500	Unbundled

--- DELIVERIES ---

	Rate Per AF	Volume AF	Amount
Tier 1 Supply Rate	148.00	299.1	44,266.80
System Access Rate	243.00	299.1	72,681.30
Water Stewardship Rate	41.00	299.1	12,263.10
System Power Rate	161.00	299.1	48,155.10
Treatment Surcharge	297.00	299.1	88,832.70
Delivery Subtotal		299.1	266,199.00
SD-05 Total		299.1	266,199.00

Meter No SD-07

Treated Domestic	Constant	Previous Reading	Current Reading	Volume (Cu. Ft.)	Rate Desc.
e/o Wilt Rd. n/o Dos Ninos Ave.	1,000	122637970	122810721	172751000	Unbundled

--- DELIVERIES ---

	Rate Per AF	Volume AF	Amount
Tier 1 Supply Rate	148.00	3,965.8	586,938.40
System Access Rate	243.00	3,965.8	963,689.40
Water Stewardship Rate	41.00	3,965.8	162,597.80
System Power Rate	161.00	3,965.8	638,493.80
Treatment Surcharge	297.00	3,965.8	1,177,842.60
Jun 2014, meter under 10% flow Tier 1 supply rate	148.00	1.4	207.20
Jun 2014, meter under 10% flow System access rate	243.00	1.4	340.20
Jun 2014, meter under 10% flow Water stewardship rate	41.00	1.4	57.40
Jun 2014, meter under 10% flow System power rate	161.00	1.4	225.40
Jun 2014, meter under 10% flow Treatment surcharge	297.00	1.4	415.80
Delivery Subtotal		3,967.2	3,530,808.00
SD-07 Total		3,967.2	3,530,808.00

Agency Name	Invoice No.	Rev.	Bill Period	Page No.	Mailed On	Due On
San Diego County Water Authority	8068	0	June 2014	3 of 6	07-10-14	08-29-14

Meter No SD-08

Treated Domestic	Constant	Previous Reading	Current Reading	Volume (Cu. Ft.)	Rate Desc.
n/o Red Mtn. n/o Mission Rd.	100	43722059	43897454	17539500	Unbundled

--- DELIVERIES ---

	Rate Per AF	Volume AF	Amount
Tier 1 Supply Rate	148.00	402.7	59,599.60
System Access Rate	243.00	402.7	97,856.10
Water Stewardship Rate	41.00	402.7	16,510.70
System Power Rate	161.00	402.7	64,834.70
Treatment Surcharge	297.00	402.7	119,601.90
Delivery Subtotal		402.7	358,403.00
SD-08 Total		402.7	358,403.00

Meter No SD-09

Treated Domestic	Constant	Previous Reading	Current Reading	Volume (Cu. Ft.)	Rate Desc.
w/o Rainbow Glen. Rd. n/o Red Mtn.	100	10597826	10677549	7972300	Unbundled

--- DELIVERIES ---

	Rate Per AF	Volume AF	Amount
Tier 1 Supply Rate	148.00	183.0	27,084.00
System Access Rate	243.00	183.0	44,469.00
Water Stewardship Rate	41.00	183.0	7,503.00
System Power Rate	161.00	183.0	29,463.00
Treatment Surcharge	297.00	183.0	54,351.00
SD-09 Total		183.0	162,870.00

Meter No SD-11

Untreated Domestic	Constant	Previous Reading	Current Reading	Volume (Cu. Ft.)	Rate Desc.
e/o Wilt Rd. n/o Dos Ninos Ave.	10,000	19432198	19561536	1293380000	Unbundled

--- DELIVERIES ---

	Rate Per AF	Volume AF	Amount
Tier 1 Supply Rate	148.00	29,691.9	4,394,401.20
System Access Rate	243.00	29,691.9	7,215,131.70
Water Stewardship Rate	41.00	29,691.9	1,217,367.90
System Power Rate	161.00	29,691.9	4,780,395.90
Delivery Subtotal		29,691.9	17,607,296.70

--- ADJUSTMENT ---

	Rate Per AF	Volume AF	Amount
Dec 2013 ADJ EXCH IID TO SDCWA (ADD'L CY13 COACHELLA CLP MITIGATION WTR)	593.00	-222.0	-131,646.00
Dec 2013 ADJ EXCH IID TO SDCWA (ADD'L CY13 COACHELLA CLP MITIGATION WTR) (San Diego CWA)			100,566.00
Jun 2014 ADJ EXCH IID TO SDCWA	593.00	-14,808.3	-8,781,321.90
Jun 2014 ADJ EXCH IID TO SDCWA (San Diego CWA)	445.00		6,589,693.50
Adjustment Subtotal		-15,030.3	-2,222,708.40
SD-11 Total		14,661.6	15,384,588.30

Meter No SD-DS1

Desalted	Constant	Previous Reading	Current Reading	Volume (Cu. Ft.)	Rate Desc.
Desalted		N/A	N/A	N/A	Unbundled

--- ADJUSTMENT ---

	Rate Per AF	Volume AF	Amount
Jun 2014 LPPDS	908.00	347.2	315,257.60
Jun 2014 LPPDS	908.00	347.2	-315,257.60
Adjustment Subtotal		694.4	0.00
SD-DS1 Total		694.4	0.00

Agency Name	Invoice No.	Rev.	Bill Period	Page No.	Mailed On	Due On
San Diego County Water Authority	8068	0	June 2014	4 of 6	07-10-14	08-29-14

Meter No. SD-GRP1

Recovered	Constant	Previous Reading	Current Reading	Volume (Cu. Ft.)	Rate Desc.
Recovered Greenbelt		N/A	N/A	N/A	Unbundled

--- ADJUSTMENT ---

	Rate Per AF	Volume AF	Amount
Jun 2014 GRP	908.00	251.9	228,725.20
Jun 2014 GRP	908.00		-228,725.20
Adjustment Subtotal		251.9	0.00
SD-GRP1 Total		251.9	0.00

Meter No. SD-RCL1

Reclaimed	Constant	Previous Reading	Current Reading	Volume (Cu. Ft.)	Rate Desc.
Reclaimed		N/A	N/A	N/A	Unbundled

--- ADJUSTMENT ---

	Rate Per AF	Volume AF	Amount
Apr 2014 LRP Contribution	250.00	60.9	-15,225.00
May 2014 LRP Contribution VOIDED	250.00	-60.9	15,225.00
May 2014 LRP Contribution	250.00	86.0	-21,500.00
Adjustment Subtotal		86.0	-21,500.00
SD-RCL1 Total		86.0	-21,500.00

Meter No. SD-RCL10

Reclaimed	Constant	Previous Reading	Current Reading	Volume (Cu. Ft.)	Rate Desc.
Reclaimed		N/A	N/A	N/A	Unbundled

--- ADJUSTMENT ---

	Rate Per AF	Volume AF	Amount
Apr 2014 LRP Contribution	250.00	548.2	-137,050.00
Adjustment Subtotal		548.2	-137,050.00
SD-RCL10 Total		548.2	-137,050.00

Meter No. SD-RCL12

Reclaimed	Constant	Previous Reading	Current Reading	Volume (Cu. Ft.)	Rate Desc.
Reclaimed		N/A	N/A	N/A	Unbundled

--- ADJUSTMENT ---

	Rate Per AF	Volume AF	Amount
Apr 2014 LRP Contribution	250.00	52.6	-13,150.00
May 2014 LRP Contribution VOIDED	250.00	-52.6	13,150.00
May 2014 LRP Contribution	250.00	90.3	-22,575.00
Adjustment Subtotal		90.3	-22,575.00
SD-RCL12 Total		90.3	-22,575.00

Meter No. SD-RCL13

Reclaimed	Constant	Previous Reading	Current Reading	Volume (Cu. Ft.)	Rate Desc.
Reclaimed		N/A	N/A	N/A	Unbundled

--- ADJUSTMENT ---

	Rate Per AF	Volume AF	Amount
Jun 2014 Contribution	250.00	193.6	-48,400.00
Adjustment Subtotal		193.6	-48,400.00

Agency Name	Invoice No.	Rev.	Bill Period	Page No.	Mailed On	Due On
San Diego County Water Authority	8068	0	June 2014	5 of 6	07-10-14	08-29-14

SD-RCL13 Total 193.6 -48,400.00

Meter No SD-RCL15

Reclaimed	Constant	Previous Reading	Current Reading	Volume (Cu. Ft.)	Rate Desc.
Reclaimed		N/A	N/A	N/A	Unbundled

--- ADJUSTMENT ---

	Rate Per AF	Volume AF	Amount
May 2014 Contribution	150.00	87.2	-13,080.00
Adjustment Subtotal		<u>87.2</u>	<u>-13,080.00</u>
SD-RCL15 Total		87.2	-13,080.00

Meter No SD-RCL5

Reclaimed	Constant	Previous Reading	Current Reading	Volume (Cu. Ft.)	Rate Desc.
Reclaimed		N/A	N/A	N/A	Unbundled

--- ADJUSTMENT ---

	Rate Per AF	Volume AF	Amount
May 2014 LPPRE	113.00	15.0	1,695.00
May 2014 LPPRE	267.00		-4,005.00
Adjustment Subtotal		<u>15.0</u>	<u>-2,310.00</u>
SD-RCL5 Total		15.0	-2,310.00

Meter No SD-RCL6

Reclaimed	Constant	Previous Reading	Current Reading	Volume (Cu. Ft.)	Rate Desc.
Reclaimed		N/A	N/A	N/A	Unbundled

--- ADJUSTMENT ---

	Rate Per AF	Volume AF	Amount
Apr 2014 LRP Contribution	185.00	264.7	-48,969.50
May 2014 LRP Contribution VOIDED	185.00	-264.7	48,969.50
May 2014 LRP Contribution	185.00	458.6	-84,841.00
Adjustment Subtotal		<u>458.6</u>	<u>-84,841.00</u>
SD-RCL6 Total		458.6	-84,841.00

Meter No SD-RCL8

Reclaimed	Constant	Previous Reading	Current Reading	Volume (Cu. Ft.)	Rate Desc.
Reclaimed		N/A	N/A	N/A	Unbundled

--- ADJUSTMENT ---

	Rate Per AF	Volume AF	Amount
Apr 2014 LRP Contribution	100.00	338.2	-33,820.00
May 2014 LRP Contribution VOIDED	100.00	-338.2	33,820.00
May 2014 LRP Contribution	100.00	474.8	-47,480.00
Adjustment Subtotal		<u>474.8</u>	<u>-47,480.00</u>
SD-RCL8 Total		474.8	-47,480.00

Meter No SD-RCL9

Reclaimed	Constant	Previous Reading	Current Reading	Volume (Cu. Ft.)	Rate Desc.
Reclaimed		N/A	N/A	N/A	Unbundled

--- ADJUSTMENT ---

	Rate Per AF	Volume AF	Amount
Jun 2014 LPPRE	113.00	30.1	3,401.30
Jun 2014 LPPRE	267.00		-8,036.70

Agency Name	Invoice No.	Rev.	Bill Period	Page No.	Mailed On	Due On
San Diego County Water Authority	8068	0	June 2014	6 of 6	07-10-14	08-29-14

Adjustment Subtotal	30.1	-4,635.40
----------------------------	------	-----------

SD-RCL9 Total	30.1	-4,635.40
----------------------	------	-----------

Meter No SDTJ-01A

Treated Domestic	Constant	Previous Reading	Current Reading	Volume (Cu. Ft.)	Rate Desc.
San Diego-Tijuana	133.68	3424339	3424339	0	Unbundled

--- DELIVERIES ---

	Rate Per AF	Volume AF	Amount
Delivery Subtotal		0.0	0.00


SDTJ-01A Total	0.0	0.00
-----------------------	-----	------

--- OTHER CHARGES AND CREDITS ---

	Amount
Conservation Ag.# 66654	-2,350.00
Conservation Ag.# 78189	12,249.50

VOLUME TOTAL	INVOICE TOTAL
45,219.3	\$34,414,639.70

This invoice was printed on 3/9/2015 at 3:41:58PM



*THE METROPOLITAN WATER DISTRICT
of SOUTHERN CALIFORNIA
700 North Alameda Street
Los Angeles, CA 90012-2944*

<http://www.mwdh2o.com/>

INVOICE

Billed To:
San Diego County Water Authority



Service Address
4677 Overland Ave.
San Diego, CA 92123-1233

July 2014

Page No. 1 of 1

Mailed: 08/08/2014

Due Date: 09/30/2014

Invoice Number: 8096

Revision: 0

NOTICE

The MWD Administrative Code Section 4507 and 4508 require that payment must be made in "**Good Funds**" by the due date or the payment will be considered delinquent and an additional charge shall be assessed.

DELIVERIES

	Volume (AF)
Total Water Treated Delivered	10,895.2
Total Water Untreated Delivered	49,234.8

SALES

	Type	Volume (AF)	Rate (\$ /AF)	Total (\$)
Full Service	Tier 1 Supply Rate	45,340.8	\$148.00	\$6,710,438.40
	System Access Rate	45,340.8	\$243.00	\$11,017,814.40
	Water Stewardship Rate	45,340.8	\$41.00	\$1,858,972.80
	System Power Rate	45,340.8	\$161.00	\$7,299,868.80
	Treatment Surcharge	10,914.3	\$297.00	\$3,241,547.10
SUBTOTAL				\$30,128,641.50

WATER MANAGEMENT

	Volume (AF)	Total (\$)
Local Resource Programs	3,811.4	(\$657,264.70)
SUBTOTAL		(\$657,264.70)

EXCHANGES, WHEELING, AND OTHER DELIVERIES

	Volume (AF)	Total (\$)
IID San Diego Exchange UnTreated	14,808.3	\$6,589,693.50
		\$6,589,693.50

OTHER CHARGES AND CREDITS

	Rate (\$ /AF)	Total (\$)
Conservation Credit		\$6,202.50
SUBTOTAL		\$6,202.50

ADDITIONAL INFORMATION

	Volume (AF)	Tier1 %	Peak Day	Flow (CFS)
Tier 1 Annual Limit (For Current Calendar Year)	393,542.0			
Tier 1 YTD Deliveries (For Current Calendar Year)	230,040.1	58.0		
Tier 1 Current Month Deliveries	45,340.8			
Capacity Charge			9/8/2012	961.5

INVOICE TOTAL


Volume AF

49,152.2

Amount Now Due

\$36,067,272.80

Note: Amount Due is based on highlighted fields.



MWD
METROPOLITAN WATER DISTRICT OF SOUTHERN CALIFORNIA
 700 North Alameda Street
 Los Angeles, CA, 90012-2944

INVOICE DETAIL

NOTICE

The MWD Administrative Code Section 4507 and 4508 require that payment must be made in "Good Funds" by the due date or the payment will be considered delinquent and an additional charge shall be assessed.

IN ACCORDANCE WITH READINGS AND BILLING DATA LISTED BELOW

Agency Name	Invoice No.	Rev.	Bill Period	Page No.	Mailed On	Due On
San Diego County Water Authority	8096	0	July 2014	1 of 6	08-12-14	09-30-14

Meter No CM-10

Treated	Constant	Previous Reading	Current Reading	Volume (Cu. Ft.)	Rate Desc.
Treated Domestic		0	0	0	Unbundled

--- ADJUSTMENT ---

	Rate Per AF	Volume AF	Amount
Jul 2014 ADJ OC TO SD TRANSFER	890.00	19.1	16,999.00
Adjustment Subtotal		19.1	16,999.00
CM-10 Total		19.1	16,999.00

Meter No SD-01A

Treated Domestic	Constant	Previous Reading	Current Reading	Volume (Cu. Ft.)	Rate Desc.
Rainbow Cyn. Rd. e/o Frontage Rd.	1,000	29468440	29585260	116820000	Unbundled

--- DELIVERIES ---

	Rate Per AF	Volume AF	Amount
Tier 1 Supply Rate	148.00	2,681.8	396,906.40
System Access Rate	243.00	2,681.8	651,677.40
Water Stewardship Rate	41.00	2,681.8	109,953.80
System Power Rate	161.00	2,681.8	431,769.80
Treatment Surcharge	297.00	2,681.8	796,494.60
Delivery Subtotal		2,681.8	2,386,802.00
SD-01A Total		2,681.8	2,386,802.00

Meter No SD-01B

Treated Domestic	Constant	Previous Reading	Current Reading	Volume (Cu. Ft.)	Rate Desc.
Rainbow Cyn. Rd. e/o Frontage Rd.	1,000	28891949	29008199	116250000	Unbundled

--- DELIVERIES ---

	Rate Per AF	Volume AF	Amount
Tier 1 Supply Rate	148.00	2,668.7	394,967.60
System Access Rate	243.00	2,668.7	648,494.10
Water Stewardship Rate	41.00	2,668.7	109,416.70
System Power Rate	161.00	2,668.7	429,660.70
Treatment Surcharge	297.00	2,668.7	792,603.90
Delivery Subtotal		2,668.7	2,375,143.00
SD-01B Total		2,668.7	2,375,143.00

Meter No SD-02

Treated Domestic	Constant	Previous Reading	Current Reading	Volume (Cu. Ft.)	Rate Desc.
w/o Rainbow Glen Rd.	100	30745383	30937704	19232100	Unbundled

Agency Name	Invoice No.	Rev.	Bill Period	Page No.	Mailed On	Due On
San Diego County Water Authority	8096	0	July 2014	2 of 6	08-12-14	09-30-14

--- DELIVERIES ---

	Rate Per AF	Volume AF	Amount
Tier 1 Supply Rate	148.00	441.5	65,342.00
System Access Rate	243.00	441.5	107,284.50
Water Stewardship Rate	41.00	441.5	18,101.50
System Power Rate	161.00	441.5	71,081.50
Treatment Surcharge	297.00	441.5	131,125.50
Jul 2014, meter under 10% flow Tier 1 supply rate	148.00	2.1	310.80
Jul 2014, meter under 10% flow System access rate	243.00	2.1	510.30
Jul 2014, meter under 10% flow Water stewardship rate	41.00	2.1	86.10
Jul 2014, meter under 10% flow System power rate	161.00	2.1	338.10
Jul 2014, meter under 10% flow Treatment surcharge	297.00	2.1	623.70
Delivery Subtotal		443.6	394,804.00
SD-02 Total		443.6	394,804.00

Meter No SD-03

Untreated Domestic	Constant	Previous Reading	Current Reading	Volume (Cu. Ft.)	Rate Desc.
Rainbow Cyn. Rd. e/o Frontage Rd.	1,000	103984957	104792195	807238000	Unbundled

--- DELIVERIES ---

	Rate Per AF	Volume AF	Amount
Tier 1 Supply Rate	148.00	18,531.6	2,742,676.80
System Access Rate	243.00	18,531.6	4,503,178.80
Water Stewardship Rate	41.00	18,531.6	759,795.60
System Power Rate	161.00	18,531.6	2,983,587.60
Delivery Subtotal		18,531.6	10,989,238.80
SD-03 Total		18,531.6	10,989,238.80

Meter No SD-05

Treated Domestic	Constant	Previous Reading	Current Reading	Volume (Cu. Ft.)	Rate Desc.
s/o Reche Rd. w/o Wilt Rd.	100	13324391	13499036	17464500	Unbundled

--- DELIVERIES ---

	Rate Per AF	Volume AF	Amount
Tier 1 Supply Rate	148.00	400.9	59,333.20
System Access Rate	243.00	400.9	97,418.70
Water Stewardship Rate	41.00	400.9	16,436.90
System Power Rate	161.00	400.9	64,544.90
Treatment Surcharge	297.00	400.9	119,067.30
Delivery Subtotal		400.9	356,801.00
SD-05 Total		400.9	356,801.00

Meter No SD-07

Treated Domestic	Constant	Previous Reading	Current Reading	Volume (Cu. Ft.)	Rate Desc.
e/o Wilt Rd. n/o Dos Ninos Ave.	1,000	122810721	122988501	177780000	Unbundled

--- DELIVERIES ---

	Rate Per AF	Volume AF	Amount
Tier 1 Supply Rate	148.00	4,081.3	604,032.40
System Access Rate	243.00	4,081.3	991,755.90
Water Stewardship Rate	41.00	4,081.3	167,333.30
System Power Rate	161.00	4,081.3	657,089.30
Treatment Surcharge	297.00	4,081.3	1,212,146.10
Jul 2014, meter under 10% flow Tier 1 supply rate	148.00	0.2	29.60
Jul 2014, meter under 10% flow System access rate	243.00	0.2	48.60
Jul 2014, meter under 10% flow Water stewardship rate	41.00	0.2	8.20
Jul 2014, meter under 10% flow System power rate	161.00	0.2	32.20
Jul 2014, meter under 10% flow Treatment surcharge	297.00	0.2	59.40
Delivery Subtotal		4,081.5	3,632,535.00
SD-07 Total		4,081.5	3,632,535.00

Agency Name	Invoice No.	Rev.	Bill Period	Page No.	Mailed On	Due On
San Diego County Water Authority	8096	0	July 2014	3 of 6	08-12-14	09-30-14

Meter No SD-08

Treated Domestic	Constant	Previous Reading	Current Reading	Volume (Cu. Ft.)	Rate Desc.
n/o Red Mtn. n/o Mission Rd.	100	43897454	44085596	18814200	Unbundled

--- DELIVERIES ---

	Rate Per AF	Volume AF	Amount
Tier 1 Supply Rate	148.00	431.9	63,921.20
System Access Rate	243.00	431.9	104,951.70
Water Stewardship Rate	41.00	431.9	17,707.90
System Power Rate	161.00	431.9	69,535.90
Treatment Surcharge	297.00	431.9	128,274.30
Delivery Subtotal		431.9	384,391.00
SD-08 Total		431.9	384,391.00

Meter No SD-09

Treated Domestic	Constant	Previous Reading	Current Reading	Volume (Cu. Ft.)	Rate Desc.
w/o Rainbow Glen. Rd. n/o Red Mtn.	100	10677549	10758914	8136500	Unbundled

--- DELIVERIES ---

	Rate Per AF	Volume AF	Amount
Tier 1 Supply Rate	148.00	186.8	27,646.40
System Access Rate	243.00	186.8	45,392.40
Water Stewardship Rate	41.00	186.8	7,658.80
System Power Rate	161.00	186.8	30,074.80
Treatment Surcharge	297.00	186.8	55,479.60
Delivery Subtotal		186.8	166,252.00
SD-09 Total		186.8	166,252.00

Meter No SD-11

Untreated Domestic	Constant	Previous Reading	Current Reading	Volume (Cu. Ft.)	Rate Desc.
e/o Wilt Rd. n/o Dos Ninos Ave.	10,000	19561536	19695279	1337430000	Unbundled

--- DELIVERIES ---

	Rate Per AF	Volume AF	Amount
Tier 1 Supply Rate	148.00	30,703.2	4,544,073.60
System Access Rate	243.00	30,703.2	7,460,877.60
Water Stewardship Rate	41.00	30,703.2	1,258,831.20
System Power Rate	161.00	30,703.2	4,943,215.20
Delivery Subtotal		30,703.2	18,206,997.60

--- ADJUSTMENT ---

	Rate Per AF	Volume AF	Amount
Jul 2014 ADJ EXCH IID TO SDCWA	593.00	-14,808.3	-8,781,321.90
Jul 2014 ADJ EXCH IID TO SDCWA (San Diego CWA)	445.00		6,589,693.50
Adjustment Subtotal		-14,808.3	-2,191,628.40
SD-11 Total		15,894.9	16,015,369.20

Meter No SD-DS1

Desalted	Constant	Previous Reading	Current Reading	Volume (Cu. Ft.)	Rate Desc.
Desalted		N/A	N/A	N/A	Unbundled

--- ADJUSTMENT ---

	Rate Per AF	Volume AF	Amount
Jul 2014 LPPDS	908.00	354.2	321,613.60
Jul 2014 LPPDS	908.00	354.2	-321,613.60
Adjustment Subtotal		708.4	0.00
SD-DS1 Total		708.4	0.00

Agency Name	Invoice No.	Rev.	Bill Period	Page No.	Mailed On	Due On
San Diego County Water Authority	8096	0	July 2014	4 of 6	08-12-14	09-30-14

Meter No. SD-GRP1

Recovered	Constant	Previous Reading	Current Reading	Volume (Cu. Ft.)	Rate Desc.
Recovered Greenbelt		N/A	N/A	N/A	Unbundled

--- ADJUSTMENT ---

	Rate Per AF	Volume AF	Amount
Jul 2014 GRP	908.00	263.7	239,439.60
Jul 2014 GRP	908.00		-239,439.60
Adjustment Subtotal		263.7	0.00
SD-GRP1 Total		263.7	0.00

Meter No. SD-RCL1

Reclaimed	Constant	Previous Reading	Current Reading	Volume (Cu. Ft.)	Rate Desc.
Reclaimed		N/A	N/A	N/A	Unbundled

--- ADJUSTMENT ---

	Rate Per AF	Volume AF	Amount
Jun 2014 LRP Contribution	250.00	81.0	-20,250.00
Adjustment Subtotal		81.0	-20,250.00
SD-RCL1 Total		81.0	-20,250.00

Meter No. SD-RCL10

Reclaimed	Constant	Previous Reading	Current Reading	Volume (Cu. Ft.)	Rate Desc.
Reclaimed		N/A	N/A	N/A	Unbundled

--- ADJUSTMENT ---

	Rate Per AF	Volume AF	Amount
May 2014 LRP Contribution	250.00	707.5	-176,875.00
Jun 2014 LRP Contribution	250.00	905.6	-226,400.00
Adjustment Subtotal		1,613.1	-403,275.00
SD-RCL10 Total		1,613.1	-403,275.00

Meter No. SD-RCL13

Reclaimed	Constant	Previous Reading	Current Reading	Volume (Cu. Ft.)	Rate Desc.
Reclaimed		N/A	N/A	N/A	Unbundled

--- ADJUSTMENT ---

	Rate Per AF	Volume AF	Amount
Jul 2014 Contribution	250.00	186.9	-46,725.00
Adjustment Subtotal		186.9	-46,725.00
SD-RCL13 Total		186.9	-46,725.00

Meter No. SD-RCL15

Reclaimed	Constant	Previous Reading	Current Reading	Volume (Cu. Ft.)	Rate Desc.
Reclaimed		N/A	N/A	N/A	Unbundled

--- ADJUSTMENT ---

	Rate Per AF	Volume AF	Amount
Jun 2014 Contribution	150.00	170.5	-25,575.00
Adjustment Subtotal		170.5	-25,575.00
SD-RCL15 Total		170.5	-25,575.00

Agency Name	Invoice No.	Rev.	Bill Period	Page No.	Mailed On	Due On
San Diego County Water Authority	8096	0	July 2014	5 of 6	08-12-14	09-30-14

Meter No SD-RCL5

Reclaimed	Constant	Previous Reading	Current Reading	Volume (Cu. Ft.)	Rate Desc.
Reclaimed		N/A	N/A	N/A	Unbundled

--- ADJUSTMENT ---

	Rate Per AF	Volume AF	Amount
Jun 2014 LPPRE	113.00	15.2	1,717.60
Jun 2014 LPPRE	267.00		-4,058.40
Adjustment Subtotal		15.2	-2,340.80
SD-RCL5 Total		15.2	-2,340.80

Meter No SD-RCL6

Reclaimed	Constant	Previous Reading	Current Reading	Volume (Cu. Ft.)	Rate Desc.
Reclaimed		N/A	N/A	N/A	Unbundled

--- ADJUSTMENT ---

	Rate Per AF	Volume AF	Amount
Jun 2014 LRP Contribution	185.00	527.3	-97,550.50
Adjustment Subtotal		527.3	-97,550.50
SD-RCL6 Total		527.3	-97,550.50

Meter No SD-RCL8

Reclaimed	Constant	Previous Reading	Current Reading	Volume (Cu. Ft.)	Rate Desc.
Reclaimed		N/A	N/A	N/A	Unbundled

--- ADJUSTMENT ---

	Rate Per AF	Volume AF	Amount
Jun 2014 LRP Contribution	100.00	569.9	-56,990.00
Adjustment Subtotal		569.9	-56,990.00
SD-RCL8 Total		569.9	-56,990.00

Meter No SD-RCL9

Reclaimed	Constant	Previous Reading	Current Reading	Volume (Cu. Ft.)	Rate Desc.
Reclaimed		N/A	N/A	N/A	Unbundled

--- ADJUSTMENT ---

	Rate Per AF	Volume AF	Amount
Jul 2014 LPPRE	113.00	29.6	3,344.80
Jul 2014 LPPRE	267.00		-7,903.20
Adjustment Subtotal		29.6	-4,558.40
SD-RCL9 Total		29.6	-4,558.40

Meter No SDTJ-01A

Treated Domestic	Constant	Previous Reading	Current Reading	Volume (Cu. Ft.)	Rate Desc.
San Diego-Tijuana	133.68	3424339	3424339	0	Unbundled

--- DELIVERIES ---

	Rate Per AF	Volume AF	Amount
Delivery Subtotal		0.0	0.00
SDTJ-01A Total		0.0	0.00


--- OTHER CHARGES AND CREDITS ---

	Amount
Conservation Ag # 78189	6,202.50

Agency Name	Invoice No.	Rev.	Bill Period	Page No.	Mailed On	Due On
San Diego County Water Authority	8096	0	July 2014	6 of 6	08-12-14	09-30-14

VOLUME TOTAL	INVOICE TOTAL
49,506.4	\$36,067,272.80

This invoice was printed on 3/9/2015 at 3:43:05PM



THE METROPOLITAN WATER DISTRICT
of SOUTHERN CALIFORNIA
 700 North Alameda Street
 Los Angeles, CA 90012-2944

<http://www.mwdh2o.com/>

INVOICE

Billed To:
 San Diego County Water Authority



Service Address
 4677 Overland Ave.
 San Diego, CA 92123-1233

August 2014	Page No. 1 of 1
Mailed: 09/10/2014	Due Date: 10/31/2014
Invoice Number: 8124	Revision: 0

NOTICE

The MWD Administrative Code Section 4507 and 4508 require that payment must be made in "**Good Funds**" by the due date or the payment will be considered delinquent and an additional charge shall be assessed.

DELIVERIES	Volume (AF)
Total Water Treated Delivered	11,528.0
Total Water Untreated Delivered	49,238.5

SALES	Type	Volume (AF)	Rate (\$ /AF)	Total (\$)
Full Service	Tier 1 Supply Rate	45,977.0	\$148.00	\$6,804,596.00
	System Access Rate	45,977.0	\$243.00	\$11,172,411.00
	Water Stewardship Rate	45,977.0	\$41.00	\$1,885,057.00
	System Power Rate	45,977.0	\$161.00	\$7,402,297.00
	Treatment Surcharge	11,546.8	\$297.00	\$3,429,399.60
SUBTOTAL				\$30,693,760.60

WATER MANAGEMENT	Volume (AF)	Total (\$)
Local Resource Programs	2,462.9	(\$320,390.10)
SUBTOTAL		(\$320,390.10)

EXCHANGES, WHEELING, AND OTHER DELIVERIES	Volume (AF)	Total (\$)
IID San Diego Exchange UnTreated	14,808.3	\$6,589,693.50
SUBTOTAL		\$6,589,693.50

OTHER CHARGES AND CREDITS	Rate (\$ /AF)	Total (\$)
Conservation Credit		\$3,093.75
SUBTOTAL		\$3,093.75


ADDITIONAL INFORMATION	Volume (AF)	Tier1 %	Peak Day	Flow (CFS)
Tier 1 Annual Limit (For Current Calendar Year)	393,542.0			
Tier 1 YTD Deliveries (For Current Calendar Year)	276,017.1	70.0		
Tier 1 Current Month Deliveries	45,977.0			
Capacity Charge			9/8/2012	961.5

INVOICE TOTAL

Volume AF
48,439.9

Amount Now Due
\$36,966,157.75

Note: Amount Due is based on highlighted fields.



MWD
METROPOLITAN WATER DISTRICT OF SOUTHERN CALIFORNIA
 700 North Alameda Street
 Los Angeles, CA, 90012-2944

INVOICE DETAIL

NOTICE

The MWD Administrative Code Section 4507 and 4508 require that payment must be made in "**Good Funds**" by the due date or the payment will be considered delinquent and an additional charge shall be assessed.

IN ACCORDANCE WITH READINGS AND BILLING DATA LISTED BELOW

Agency Name	Invoice No.	Rev.	Bill Period	Page No.	Mailed On	Due On
San Diego County Water Authority	8124	0	August 2014	1 of 5	09-10-14	10-31-14

Meter No CM-10

Treated	Constant	Previous Reading	Current Reading	Volume (Cu. Ft.)	Rate Desc.
Treated Domestic		0	0	0	Unbundled

--- ADJUSTMENT ---

	Rate Per AF	Volume AF	Amount
Aug 2014 ADJ OC TO SD TRANSFER	890.00	18.8	16,732.00
Adjustment Subtotal		18.8	16,732.00
CM-10 Total		18.8	16,732.00

Meter No SD-01A

Treated Domestic	Constant	Previous Reading	Current Reading	Volume (Cu. Ft.)	Rate Desc.
Rainbow Cyn. Rd. e/o Frontage Rd.	1,000	29585260	29698054	112794000	Unbundled

--- DELIVERIES ---

	Rate Per AF	Volume AF	Amount
Tier 1 Supply Rate	148.00	2,589.4	383,231.20
System Access Rate	243.00	2,589.4	629,224.20
Water Stewardship Rate	41.00	2,589.4	106,165.40
System Power Rate	161.00	2,589.4	416,893.40
Treatment Surcharge	297.00	2,589.4	769,051.80
Delivery Subtotal		2,589.4	2,304,566.00
SD-01A Total		2,589.4	2,304,566.00

Meter No SD-01B

Treated Domestic	Constant	Previous Reading	Current Reading	Volume (Cu. Ft.)	Rate Desc.
Rainbow Cyn. Rd. e/o Frontage Rd.	1,000	29008199	29119244	111045000	Unbundled

--- DELIVERIES ---

	Rate Per AF	Volume AF	Amount
Tier 1 Supply Rate	148.00	2,549.2	377,281.60
System Access Rate	243.00	2,549.2	619,455.60
Water Stewardship Rate	41.00	2,549.2	104,517.20
System Power Rate	161.00	2,549.2	410,421.20
Treatment Surcharge	297.00	2,549.2	757,112.40
Delivery Subtotal		2,549.2	2,268,788.00
SD-01B Total		2,549.2	2,268,788.00

Meter No SD-02

Treated Domestic	Constant	Previous Reading	Current Reading	Volume (Cu. Ft.)	Rate Desc.
w/o Rainbow Glen Rd.	100	30937704	31108482	17077800	Unbundled

Agency Name	Invoice No.	Rev.	Bill Period	Page No.	Mailed On	Due On
San Diego County Water Authority	8124	0	August 2014	2 of 5	09-10-14	10-31-14

--- DELIVERIES ---

	Rate Per AF	Volume AF	Amount
Tier 1 Supply Rate	148.00	392.1	58,030.80
System Access Rate	243.00	392.1	95,280.30
Water Stewardship Rate	41.00	392.1	16,076.10
System Power Rate	161.00	392.1	63,128.10
Treatment Surcharge	297.00	392.1	116,453.70
Aug 2014, meter under 10% flow Tier 1 supply rate	148.00	1.7	251.60
Aug 2014, meter under 10% flow System access rate	243.00	1.7	413.10
Aug 2014, meter under 10% flow Water stewardship rate	41.00	1.7	69.70
Aug 2014, meter under 10% flow System power rate	161.00	1.7	273.70
Aug 2014, meter under 10% flow Treatment surcharge	297.00	1.7	504.90
Delivery Subtotal		393.8	350,482.00
SD-02 Total		393.8	350,482.00

Meter No SD-03

Untreated Domestic	Constant	Previous Reading	Current Reading	Volume (Cu. Ft.)	Rate Desc.
Rainbow Cyn. Rd. e/o Frontage Rd.	1,000	104792195	105597305	805110000	Unbundled

--- DELIVERIES ---

	Rate Per AF	Volume AF	Amount
Tier 1 Supply Rate	148.00	18,482.8	2,735,454.40
System Access Rate	243.00	18,482.8	4,491,320.40
Water Stewardship Rate	41.00	18,482.8	757,794.80
System Power Rate	161.00	18,482.8	2,975,730.80
Delivery Subtotal		18,482.8	10,960,300.40
SD-03 Total		18,482.8	10,960,300.40

Meter No SD-05

Treated Domestic	Constant	Previous Reading	Current Reading	Volume (Cu. Ft.)	Rate Desc.
s/o Reche Rd. w/o Wilt Rd.	100	13499036	13690457	19142100	Unbundled

--- DELIVERIES ---

	Rate Per AF	Volume AF	Amount
Tier 1 Supply Rate	148.00	439.4	65,031.20
System Access Rate	243.00	439.4	106,774.20
Water Stewardship Rate	41.00	439.4	18,015.40
System Power Rate	161.00	439.4	70,743.40
Treatment Surcharge	297.00	439.4	130,501.80
SD-05 Total		439.4	391,066.00

Meter No SD-07

Treated Domestic	Constant	Previous Reading	Current Reading	Volume (Cu. Ft.)	Rate Desc.
e/o Wilt Rd. n/o Dos Ninos Ave.	1,000	122988501	123200350	211849000	Unbundled

--- DELIVERIES ---

	Rate Per AF	Volume AF	Amount
Tier 1 Supply Rate	148.00	4,863.4	719,783.20
System Access Rate	243.00	4,863.4	1,181,806.20
Water Stewardship Rate	41.00	4,863.4	199,399.40
System Power Rate	161.00	4,863.4	783,007.40
Treatment Surcharge	297.00	4,863.4	1,444,429.80
Delivery Subtotal		4,863.4	4,328,426.00
SD-07 Total		4,863.4	4,328,426.00

Meter No SD-08

Treated Domestic	Constant	Previous Reading	Current Reading	Volume (Cu. Ft.)	Rate Desc.
n/o Red Mtn. n/o Mission Rd.	100	44085596	44298301	21270500	Unbundled

Agency Name	Invoice No.	Rev.	Bill Period	Page No.	Mailed On	Due On
San Diego County Water Authority	8124	0	August 2014	3 of 5	09-10-14	10-31-14

--- DELIVERIES ---

	Rate Per AF	Volume AF	Amount
Tier 1 Supply Rate	148.00	488.3	72,268.40
System Access Rate	243.00	488.3	118,656.90
Water Stewardship Rate	41.00	488.3	20,020.30
System Power Rate	161.00	488.3	78,616.30
Treatment Surcharge	297.00	488.3	145,025.10
Delivery Subtotal		488.3	434,587.00
SD-08 Total		488.3	434,587.00

Meter No SD-09

Treated Domestic	Constant	Previous Reading	Current Reading	Volume (Cu. Ft.)	Rate Desc.
w/o Rainbow Glen. Rd. n/o Red Mtn.	100	10758914	10847994	8908000	Unbundled

--- DELIVERIES ---

	Rate Per AF	Volume AF	Amount
Tier 1 Supply Rate	148.00	204.5	30,266.00
System Access Rate	243.00	204.5	49,693.50
Water Stewardship Rate	41.00	204.5	8,384.50
System Power Rate	161.00	204.5	32,924.50
Treatment Surcharge	297.00	204.5	60,736.50
Delivery Subtotal		204.5	182,005.00
SD-09 Total		204.5	182,005.00

Meter No SD-11

Untreated Domestic	Constant	Previous Reading	Current Reading	Volume (Cu. Ft.)	Rate Desc.
e/o Wilt Rd. n/o Dos Ninos Ave.	10,000	19695279	19829251	1339720000	Unbundled

--- DELIVERIES ---

	Rate Per AF	Volume AF	Amount
Tier 1 Supply Rate	148.00	30,755.7	4,551,843.60
System Access Rate	243.00	30,755.7	7,473,635.10
Water Stewardship Rate	41.00	30,755.7	1,260,983.70
System Power Rate	161.00	30,755.7	4,951,667.70
Delivery Subtotal		30,755.7	18,238,130.10

--- ADJUSTMENT ---

	Rate Per AF	Volume AF	Amount
Aug 2014 ADJ EXCH IID TO SDCWA	593.00	-14,808.3	-8,781,321.90
Aug 2014 ADJ EXCH IID TO SDCWA (San Diego CWA)	445.00		6,589,693.50
Adjustment Subtotal		-14,808.3	-2,191,628.40
SD-11 Total		15,947.4	16,046,501.70

Meter No SD-DS1

Desalted	Constant	Previous Reading	Current Reading	Volume (Cu. Ft.)	Rate Desc.
Desalted		N/A	N/A	N/A	Unbundled

--- ADJUSTMENT ---

	Rate Per AF	Volume AF	Amount
Aug 2014 LPPDS	908.00	266.4	241,891.20
Aug 2014 LPPDS	908.00	266.4	-241,891.20
Adjustment Subtotal		532.8	0.00
SD-DS1 Total		532.8	0.00

Meter No SD-GRP1

Recovered	Constant	Previous Reading	Current Reading	Volume (Cu. Ft.)	Rate Desc.
Recovered Greenbelt		N/A	N/A	N/A	Unbundled

Agency Name	Invoice No.	Rev.	Bill Period	Page No.	Mailed On	Due On
San Diego County Water Authority	8124	0	August 2014	4 of 5	09-10-14	10-31-14

--- ADJUSTMENT ---

	Rate Per AF	Volume AF	Amount
Aug 2014 GRP	908.00	264.1	239,802.80
Aug 2014 GRP	908.00		-239,802.80
Adjustment Subtotal		<u>264.1</u>	<u>0.00</u>
SD-GRP1 Total		264.1	0.00

Meter No SD-RCL1

Reclaimed	Constant	Previous Reading	Current Reading	Volume (Cu. Ft.)	Rate Desc.
Reclaimed		N/A	N/A	N/A	Unbundled

--- ADJUSTMENT ---

	Rate Per AF	Volume AF	Amount
Jul 2014 LRP Contribution	250.00	51.4	-12,850.00
Adjustment Subtotal		<u>51.4</u>	<u>-12,850.00</u>
SD-RCL1 Total		51.4	-12,850.00

Meter No SD-RCL12

Reclaimed	Constant	Previous Reading	Current Reading	Volume (Cu. Ft.)	Rate Desc.
Reclaimed		N/A	N/A	N/A	Unbundled

--- ADJUSTMENT ---

	Rate Per AF	Volume AF	Amount
Jul 2014 LRP Contribution	250.00	82.5	-20,625.00
Aug 2014 LRP Contribution	250.00	98.8	-24,700.00
Adjustment Subtotal		<u>181.3</u>	<u>-45,325.00</u>
SD-RCL12 Total		181.3	-45,325.00

Meter No SD-RCL13

Reclaimed	Constant	Previous Reading	Current Reading	Volume (Cu. Ft.)	Rate Desc.
Reclaimed		N/A	N/A	N/A	Unbundled

--- ADJUSTMENT ---

	Rate Per AF	Volume AF	Amount
Aug 2014 Contribution	250.00	181.2	-45,300.00
Adjustment Subtotal		<u>181.2</u>	<u>-45,300.00</u>
SD-RCL13 Total		181.2	-45,300.00

Meter No SD-RCL15

Reclaimed	Constant	Previous Reading	Current Reading	Volume (Cu. Ft.)	Rate Desc.
Reclaimed		N/A	N/A	N/A	Unbundled

--- ADJUSTMENT ---

	Rate Per AF	Volume AF	Amount
Jul 2014 Contribution	150.00	136.4	-20,460.00
Aug 2014 Contribution	150.00	190.0	-28,500.00
Adjustment Subtotal		<u>326.4</u>	<u>-48,960.00</u>
SD-RCL15 Total		326.4	-48,960.00

Meter No SD-RCL5

Reclaimed	Constant	Previous Reading	Current Reading	Volume (Cu. Ft.)	Rate Desc.
		N/A	N/A	N/A	Unbundled

Agency Name	Invoice No.	Rev.	Bill Period	Page No.	Mailed On	Due On
San Diego County Water Authority	8124	0	August 2014	5 of 5	09-10-14	10-31-14

--- ADJUSTMENT ---

	Rate Per AF	Volume AF	Amount
Jul 2014 LPPRE	113.00	20.7	2,339.10
Jul 2014 LPPRE	267.00		-5,526.90
Adjustment Subtotal		20.7	-3,187.80
SD-RCL5 Total		20.7	-3,187.80

Meter No SD-RCL6

Reclaimed	Constant	Previous Reading	Current Reading	Volume (Cu. Ft.)	Rate Desc.
Reclaimed		N/A	N/A	N/A	Unbundled

--- ADJUSTMENT ---

	Rate Per AF	Volume AF	Amount
Jul 2014 LRP Contribution	185.00	540.5	-99,992.50
Adjustment Subtotal		540.5	-99,992.50
SD-RCL6 Total		540.5	-99,992.50

Meter No SD-RCL8

Reclaimed	Constant	Previous Reading	Current Reading	Volume (Cu. Ft.)	Rate Desc.
Reclaimed		N/A	N/A	N/A	Unbundled

--- ADJUSTMENT ---

	Rate Per AF	Volume AF	Amount
Jul 2014 LRP Contribution	100.00	599.7	-59,970.00
Adjustment Subtotal		599.7	-59,970.00
SD-RCL8 Total		599.7	-59,970.00

Meter No SD-RCL9

Reclaimed	Constant	Previous Reading	Current Reading	Volume (Cu. Ft.)	Rate Desc.
Reclaimed		N/A	N/A	N/A	Unbundled

--- ADJUSTMENT ---

	Rate Per AF	Volume AF	Amount
Aug 2014 LPPRE	113.00	31.2	3,525.60
Aug 2014 LPPRE	267.00		-8,330.40
Adjustment Subtotal		31.2	-4,804.80
SD-RCL9 Total		31.2	-4,804.80

Meter No SDTJ-01A

Treated Domestic	Constant	Previous Reading	Current Reading	Volume (Cu. Ft.)	Rate Desc.
San Diego-Tijuana	133.68	3424339	3424339	0	Unbundled


--- DELIVERIES ---

	Rate Per AF	Volume AF	Amount
Delivery Subtotal		0.0	0.00
SDTJ-01A Total		0.0	0.00

--- OTHER CHARGES AND CREDITS ---

	Amount
Conservation Ag.# 66654	700.00
Conservation Ag.# 78189	2,393.75

VOLUME TOTAL	INVOICE TOTAL
48,706.3	\$36,966,157.75



THE METROPOLITAN WATER DISTRICT
of SOUTHERN CALIFORNIA
700 North Alameda Street
Los Angeles, CA 90012-2944

<http://www.mwdh2o.com/>

INVOICE

Billed To:
San Diego County Water Authority



Service Address
4677 Overland Ave.
San Diego, CA 92123-1233

September 2014

Page No. 1 of 1

Mailed: 10/10/2014

Due Date: 11/26/2014

Invoice Number: 8152

Revision: 0

NOTICE

The MWD Administrative Code Section 4507 and 4508 require that payment must be made in "**Good Funds**" by the due date or the payment will be considered delinquent and an additional charge shall be assessed.

DELIVERIES

	Volume (AF)
Total Water Treated Delivered	11,568.5
Total Water Untreated Delivered	47,410.7

SALES

	Type	Volume (AF)	Rate (\$ /AF)	Total (\$)
Full Service	Tier 1 Supply Rate	44,186.2	\$148.00	\$6,539,557.60
	System Access Rate	44,186.2	\$243.00	\$10,737,246.60
	Water Stewardship Rate	44,186.2	\$41.00	\$1,811,634.20
	System Power Rate	44,186.2	\$161.00	\$7,113,978.20
	Treatment Surcharge	11,583.8	\$297.00	\$3,440,388.60
SUBTOTAL				\$29,642,805.20

WATER MANAGEMENT

	Volume (AF)	Total (\$)
Local Resource Programs	2,775.0	(\$456,333.80)
SUBTOTAL		(\$456,333.80)

EXCHANGES, WHEELING, AND OTHER DELIVERIES

IID San Diego Exchange UnTreated	14,808.3	\$6,589,693.50
		\$6,589,693.50

OTHER CHARGES AND CREDITS

	Rate (\$ /AF)	
Conservation Credit	\$7,201.00	
Miscellaneous Debit/Credit (See Detail)	(\$412,341.27)	
SUBTOTAL		(\$405,140.27)

ADDITIONAL INFORMATION

	Volume (AF)	Tier1 %	Peak Day	Flow (CFS)
Tier 1 Annual Limit (For Current Calendar Year)	393,542.0			
Tier 1 YTD Deliveries (For Current Calendar Year)	320,203.3	81.0		
Tier 1 Current Month Deliveries	44,186.2			
Capacity Charge			9/8/2012	961.5

INVOICE TOTAL


Volume AF

46,961.2

Amount Now Due

\$35,371,024.63

Note: Amount Due is based on highlighted fields



MWD
METROPOLITAN WATER DISTRICT OF SOUTHERN CALIFORNIA
 700 North Alameda Street
 Los Angeles, CA, 90012-2944

INVOICE DETAIL

NOTICE

The MWD Administrative Code Section 4507 and 4508 require that payment must be made in "**Good Funds**" by the due date or the payment will be considered delinquent and an additional charge shall be assessed.

IN ACCORDANCE WITH READINGS AND BILLING DATA LISTED BELOW

Agency Name	Invoice No.	Rev.	Bill Period	Page No.	Mailed On	Due On
San Diego County Water Authority	8152	0	September 2014	1 of 5	10-10-14	11-26-14

Meter No CM-10

Treated	Constant	Previous Reading	Current Reading	Volume (Cu. Ft.)	Rate Desc.
Treated Domestic		0	0	0	Unbundled

--- ADJUSTMENT ---

	Rate Per AF	Volume AF	Amount
Sep 2014 ADJ OC TO SD TRANSFER	890.00	15.3	13,617.00
Adjustment Subtotal		15.3	13,617.00
CM-10 Total		15.3	13,617.00

Meter No SD-01A

Treated Domestic	Constant	Previous Reading	Current Reading	Volume (Cu. Ft.)	Rate Desc.
Rainbow Cyn. Rd. e/o Frontage Rd.	1,000	29698054	29813477	115423000	Unbundled

--- DELIVERIES ---

	Rate Per AF	Volume AF	Amount
Tier 1 Supply Rate	148.00	2,649.7	392,155.60
System Access Rate	243.00	2,649.7	643,877.10
Water Stewardship Rate	41.00	2,649.7	108,637.70
System Power Rate	161.00	2,649.7	426,601.70
Treatment Surcharge	297.00	2,649.7	786,960.90
Delivery Subtotal		2,649.7	2,358,233.00
SD-01A Total		2,649.7	2,358,233.00

Meter No SD-01B

Treated Domestic	Constant	Previous Reading	Current Reading	Volume (Cu. Ft.)	Rate Desc.
Rainbow Cyn. Rd. e/o Frontage Rd.	1,000	29119244	29233806	114562000	Unbundled

--- DELIVERIES ---

	Rate Per AF	Volume AF	Amount
Tier 1 Supply Rate	148.00	2,630.0	389,240.00
System Access Rate	243.00	2,630.0	639,090.00
Water Stewardship Rate	41.00	2,630.0	107,830.00
System Power Rate	161.00	2,630.0	423,430.00
Treatment Surcharge	297.00	2,630.0	781,110.00
Delivery Subtotal		2,630.0	2,340,700.00
SD-01B Total		2,630.0	2,340,700.00

Meter No SD-02

Treated Domestic	Constant	Previous Reading	Current Reading	Volume (Cu. Ft.)	Rate Desc.
w/o Rainbow Glen Rd.	100	31108482	31296045	18756300	Unbundled

Agency Name	Invoice No.	Rev.	Bill Period	Page No.	Mailed On	Due On
San Diego County Water Authority	8152	0	September 2014	2 of 5	10-10-14	11-26-14

--- DELIVERIES ---

	Rate Per AF	Volume AF	Amount
Tier 1 Supply Rate	148.00	430.6	63,728.80
System Access Rate	243.00	430.6	104,635.80
Water Stewardship Rate	41.00	430.6	17,654.60
System Power Rate	161.00	430.6	69,326.60
Treatment Surcharge	297.00	430.6	127,888.20
Sep 2014, meter under 10% flow Tier 1 supply rate	148.00	0.6	88.80
Sep 2014, meter under 10% flow System access rate	243.00	0.6	145.80
Sep 2014, meter under 10% flow Water stewardship rate	41.00	0.6	24.60
Sep 2014, meter under 10% flow System power rate	161.00	0.6	96.60
Sep 2014, meter under 10% flow Treatment surcharge	297.00	0.6	178.20
Delivery Subtotal		431.2	383,768.00
SD-02 Total		431.2	383,768.00

Meter No SD-03

Untreated Domestic	Constant	Previous Reading	Current Reading	Volume (Cu. Ft.)	Rate Desc.
Rainbow Cyn. Rd. e/o Frontage Rd.	1,000	105597305	106374236	776931000	Unbundled

--- DELIVERIES ---

	Rate Per AF	Volume AF	Amount
Tier 1 Supply Rate	148.00	17,835.9	2,639,713.20
System Access Rate	243.00	17,835.9	4,334,123.70
Water Stewardship Rate	41.00	17,835.9	731,271.90
System Power Rate	161.00	17,835.9	2,871,579.90
Delivery Subtotal		17,835.9	10,576,688.70
SD-03 Total		17,835.9	10,576,688.70

Meter No SD-05

Treated Domestic	Constant	Previous Reading	Current Reading	Volume (Cu. Ft.)	Rate Desc.
s/o Reche Rd. w/o Wilt Rd.	100	13690457	13863500	17304300	Unbundled

--- DELIVERIES ---

	Rate Per AF	Volume AF	Amount
Tier 1 Supply Rate	148.00	397.3	58,800.40
System Access Rate	243.00	397.3	96,543.90
Water Stewardship Rate	41.00	397.3	16,289.30
System Power Rate	161.00	397.3	63,965.30
Treatment Surcharge	297.00	397.3	117,998.10
Delivery Subtotal		397.3	353,597.00
SD-05 Total		397.3	353,597.00

Meter No SD-07

Treated Domestic	Constant	Previous Reading	Current Reading	Volume (Cu. Ft.)	Rate Desc.
e/o Wilt Rd. n/o Dos Ninos Ave.	1,000	123200350	123411424	211074000	Unbundled

--- DELIVERIES ---

	Rate Per AF	Volume AF	Amount
Tier 1 Supply Rate	148.00	4,845.6	717,148.80
System Access Rate	243.00	4,845.6	1,177,480.80
Water Stewardship Rate	41.00	4,845.6	198,669.60
System Power Rate	161.00	4,845.6	780,141.60
Treatment Surcharge	297.00	4,845.6	1,439,143.20
Delivery Subtotal		4,845.6	4,312,584.00
SD-07 Total		4,845.6	4,312,584.00

Agency Name	Invoice No.	Rev.	Bill Period	Page No.	Mailed On	Due On
San Diego County Water Authority	8152	0	September 2014	3 of 5	10-10-14	11-26-14

Meter No SD-08

Treated Domestic	Constant	Previous Reading	Current Reading	Volume (Cu. Ft.)	Rate Desc.
n/o Red Mtn. n/o Mission Rd.	100	44298301	44490657	19235600	Unbundled

--- DELIVERIES ---

	Rate Per AF	Volume AF	Amount
Tier 1 Supply Rate	148.00	441.6	65,356.80
System Access Rate	243.00	441.6	107,308.80
Water Stewardship Rate	41.00	441.6	18,105.60
System Power Rate	161.00	441.6	71,097.60
Treatment Surcharge	297.00	441.6	131,155.20
Delivery Subtotal		441.6	393,024.00
SD-08 Total		441.6	393,024.00

Meter No SD-09

Treated Domestic	Constant	Previous Reading	Current Reading	Volume (Cu. Ft.)	Rate Desc.
w/o Rainbow Glen. Rd. n/o Red Mtn.	100	10847994	10923395	7540100	Unbundled

--- DELIVERIES ---

	Rate Per AF	Volume AF	Amount
Tier 1 Supply Rate	148.00	173.1	25,618.80
System Access Rate	243.00	173.1	42,063.30
Water Stewardship Rate	41.00	173.1	7,097.10
System Power Rate	161.00	173.1	27,869.10
Treatment Surcharge	297.00	173.1	51,410.70
Delivery Subtotal		173.1	154,059.00
SD-09 Total		173.1	154,059.00

Meter No SD-11

Untreated Domestic	Constant	Previous Reading	Current Reading	Volume (Cu. Ft.)	Rate Desc.
e/o Wilt Rd. n/o Dos Ninos Ave.	10,000	19829251	19958079	1288280000	Unbundled

--- DELIVERIES ---

	Rate Per AF	Volume AF	Amount
Tier 1 Supply Rate	148.00	29,574.8	4,377,070.40
System Access Rate	243.00	29,574.8	7,186,676.40
Water Stewardship Rate	41.00	29,574.8	1,212,566.80
System Power Rate	161.00	29,574.8	4,761,542.80
Delivery Subtotal		29,574.8	17,537,856.40

--- ADJUSTMENT ---

	Rate Per AF	Volume AF	Amount
Sep 2014 ADJ EXCH IID TO SDCWA	593.00	-14,808.3	-8,781,321.90
Sep 2014 ADJ EXCH IID TO SDCWA (San Diego CWA)	445.00		6,589,693.50
Adjustment Subtotal		-14,808.3	-2,191,628.40
SD-11 Total		14,766.5	15,346,228.00

Meter No SD-DS1

Desalted	Constant	Previous Reading	Current Reading	Volume (Cu. Ft.)	Rate Desc.
Desalted		N/A	N/A	N/A	Unbundled

--- ADJUSTMENT ---

	Rate Per AF	Volume AF	Amount
Sep 2014 LPPDS	908.00	216.0	196,128.00
Sep 2014 LPPDS	908.00	216.0	-196,128.00
Adjustment Subtotal		432.0	0.00
SD-DS1 Total		432.0	0.00

Agency Name	Invoice No.	Rev.	Bill Period	Page No.	Mailed On	Due On
San Diego County Water Authority	8152	0	September 2014	4 of 5	10-10-14	11-26-14

Meter No SD-GRP1

Recovered	Constant	Previous Reading	Current Reading	Volume (Cu. Ft.)	Rate Desc.
Recovered Greenbelt		N/A	N/A	N/A	Unbundled

--- ADJUSTMENT ---

	Rate Per AF	Volume AF	Amount
Sep 2014 GRP	908.00	244.4	221,915.20
Sep 2014 GRP	908.00		-221,915.20
Adjustment Subtotal		244.4	0.00
SD-GRP1 Total		244.4	0.00

Meter No SD-RCL1

Reclaimed	Constant	Previous Reading	Current Reading	Volume (Cu. Ft.)	Rate Desc.
Reclaimed		N/A	N/A	N/A	Unbundled

--- ADJUSTMENT ---

	Rate Per AF	Volume AF	Amount
Aug 2014 LRP Contribution	250.00	50.8	-12,700.00
Adjustment Subtotal		50.8	-12,700.00
SD-RCL1 Total		50.8	-12,700.00

Meter No SD-RCL10

Reclaimed	Constant	Previous Reading	Current Reading	Volume (Cu. Ft.)	Rate Desc.
Reclaimed		N/A	N/A	N/A	Unbundled

--- ADJUSTMENT ---

	Rate Per AF	Volume AF	Amount
Jul 2014 LRP Contribution	250.00	918.6	-229,650.00
Adjustment Subtotal		918.6	-229,650.00
SD-RCL10 Total		918.6	-229,650.00

Meter No SD-RCL13

Reclaimed	Constant	Previous Reading	Current Reading	Volume (Cu. Ft.)	Rate Desc.
Reclaimed		N/A	N/A	N/A	Unbundled

--- ADJUSTMENT ---

	Rate Per AF	Volume AF	Amount
Sep 2014 Contribution	250.00	212.1	-53,025.00
Adjustment Subtotal		212.1	-53,025.00
SD-RCL13 Total		212.1	-53,025.00

Meter No SD-RCL5

Reclaimed	Constant	Previous Reading	Current Reading	Volume (Cu. Ft.)	Rate Desc.
		N/A	N/A	N/A	Unbundled

--- ADJUSTMENT ---

	Rate Per AF	Volume AF	Amount
Aug 2014 LPPRE	113.00	16.4	1,853.20
Aug 2014 LPPRE	267.00		-4,378.80
Adjustment Subtotal		16.4	-2,525.60
SD-RCL5 Total		16.4	-2,525.60

Agency Name	Invoice No.	Rev.	Bill Period	Page No.	Mailed On	Due On
San Diego County Water Authority	8152	0	September 2014	5 of 5	10-10-14	11-26-14

Meter No SD-RCL6						
Reclaimed	Constant	Previous Reading	Current Reading	Volume (Cu. Ft.)	Rate Desc.	
Reclaimed		N/A	N/A	N/A	Unbundled	

--- ADJUSTMENT ---

	Rate Per AF	Volume AF	Amount
Aug 2014 LRP Contribution	185.00	534.4	-98,864.00
Adjustment Subtotal		534.4	-98,864.00
SD-RCL6 Total		534.4	-98,864.00

Meter No SD-RCL8						
Reclaimed	Constant	Previous Reading	Current Reading	Volume (Cu. Ft.)	Rate Desc.	
Reclaimed		N/A	N/A	N/A	Unbundled	

--- ADJUSTMENT ---

	Rate Per AF	Volume AF	Amount
Aug 2014 LRP Contribution	100.00	557.5	-55,750.00
Adjustment Subtotal		557.5	-55,750.00
SD-RCL8 Total		557.5	-55,750.00

Meter No SD-RCL9						
Reclaimed	Constant	Previous Reading	Current Reading	Volume (Cu. Ft.)	Rate Desc.	
		N/A	N/A	N/A	Unbundled	

--- ADJUSTMENT ---

	Rate Per AF	Volume AF	Amount
Sep 2014 LPPRE	113.00	24.8	2,802.40
Sep 2014 LPPRE	267.00		-6,621.60
Adjustment Subtotal		24.8	-3,819.20
SD-RCL9 Total		24.8	-3,819.20

Meter No SDTJ-01A						
Treated Domestic	Constant	Previous Reading	Current Reading	Volume (Cu. Ft.)	Rate Desc.	
San Diego-Tijuana	133.68	3424339	3424339	0	Unbundled	


--- DELIVERIES ---

	Rate Per AF	Volume AF	Amount
Delivery Subtotal		0.0	0.00
SDTJ-01A Total		0.0	0.00

--- OTHER CHARGES AND CREDITS ---

	Amount
Conservation Ag # 78189	7,201.00
RTS adjustment for FY 2013/14.	-412,341.27

VOLUME TOTAL	INVOICE TOTAL
47,177.2	\$35,371,024.63



THE METROPOLITAN WATER DISTRICT
of SOUTHERN CALIFORNIA
700 North Alameda Street
Los Angeles, CA 90012-2944

<http://www.mwdh2o.com/>

INVOICE

Billed To:
San Diego County Water Authority



Service Address
4677 Overland Ave.
San Diego, CA 92123-1233

October 2014

Page No. 1 of 1

Mailed: 11/10/2014

Due Date: 12/30/2014

Invoice Number: 8180

Revision: 0

NOTICE

The MWD Administrative Code Section 4507 and 4508 require that payment must be made in "Good Funds" by the due date or the payment will be considered delinquent and an additional charge shall be assessed.

DELIVERIES

	Volume (AF)
Total Water Treated Delivered	11,939.7
Total Water Untreated Delivered	38,027.7

SALES

	Type	Volume (AF)	Rate (\$ /AF)	Total (\$)
Full Service	Tier 1 Supply Rate	35,172.4	\$148.00	\$5,205,515.20
	System Access Rate	35,172.4	\$243.00	\$8,546,893.20
	Water Stewardship Rate	35,172.4	\$41.00	\$1,442,068.40
	System Power Rate	35,172.4	\$161.00	\$5,662,756.40
	Treatment Surcharge	11,954.4	\$297.00	\$3,550,456.80
SUBTOTAL				\$24,407,690.00

WATER MANAGEMENT

	Volume (AF)	Total (\$)
Local Resource Programs	3,894.3	(\$700,847.20)
SUBTOTAL		(\$700,847.20)

EXCHANGES, WHEELING, AND OTHER DELIVERIES

IID San Diego Exchange UnTreated	14,808.3	\$6,589,693.50
		\$6,589,693.50

OTHER CHARGES AND CREDITS

	Rate (\$ /AF)	
Conservation Credit	\$15,015.75	
Readiness To Serve Charge(Payment Schedule: S)	\$13,679,126.48	
Capacity Charge(Payment Schedule: S)	\$4,134,450.00	
SUBTOTAL		\$17,828,592.23

ADDITIONAL INFORMATION

	Volume (AF)	Tier1 %	Peak Day	Flow (CFS)
Tier 1 Annual Limit (For Current Calendar Year)	393,542.0			
Tier 1 YTD Deliveries (For Current Calendar Year)	355,375.7	90.0		
Tier 1 Current Month Deliveries	35,172.4			
Capacity Charge			9/8/2012	961.5

INVOICE TOTAL


Volume AF

39,066.7

Amount Now Due

\$48,125,128.53

Note: Amount Due is based on highlighted fields



MWD
METROPOLITAN WATER DISTRICT OF SOUTHERN CALIFORNIA
 700 North Alameda Street
 Los Angeles, CA, 90012-2944

INVOICE DETAIL

NOTICE

The MWD Administrative Code Section 4507 and 4508 require that payment must be made in "**Good Funds**" by the due date or the payment will be considered delinquent and an additional charge shall be assessed.

IN ACCORDANCE WITH READINGS AND BILLING DATA LISTED BELOW

Agency Name	Invoice No.	Rev.	Bill Period	Page No.	Mailed On	Due On
San Diego County Water Authority	8180	0	October 2014	1 of 6	11-10-14	12-30-14

Meter No. CM-10

Treated	Constant	Previous Reading	Current Reading	Volume (Cu. Ft.)	Rate Desc.
Treated Domestic		0	0	0	Unbundled

--- ADJUSTMENT ---

	Rate Per AF	Volume AF	Amount
Oct 2014 ADJ OC TO SD TRANSFER	890.00	14.7	13,083.00
Adjustment Subtotal		14.7	13,083.00
CM-10 Total		14.7	13,083.00

Meter No. SD-01A

Treated Domestic	Constant	Previous Reading	Current Reading	Volume (Cu. Ft.)	Rate Desc.
Rainbow Cyn. Rd. e/o Frontage Rd.	1,000	29813477	29921538	108061000	Unbundled

--- DELIVERIES ---

	Rate Per AF	Volume AF	Amount
Tier 1 Supply Rate	148.00	2,480.7	367,143.60
System Access Rate	243.00	2,480.7	602,810.10
Water Stewardship Rate	41.00	2,480.7	101,708.70
System Power Rate	161.00	2,480.7	399,392.70
Treatment Surcharge	297.00	2,480.7	736,767.90
Delivery Subtotal		2,480.7	2,207,823.00
SD-01A Total		2,480.7	2,207,823.00

Meter No. SD-01B

Treated Domestic	Constant	Previous Reading	Current Reading	Volume (Cu. Ft.)	Rate Desc.
Rainbow Cyn. Rd. e/o Frontage Rd.	1,000	29233806	29341620	107814000	Unbundled

--- DELIVERIES ---

	Rate Per AF	Volume AF	Amount
Tier 1 Supply Rate	148.00	2,475.1	366,314.80
System Access Rate	243.00	2,475.1	601,449.30
Water Stewardship Rate	41.00	2,475.1	101,479.10
System Power Rate	161.00	2,475.1	398,491.10
Treatment Surcharge	297.00	2,475.1	735,104.70
Delivery Subtotal		2,475.1	2,202,839.00
SD-01B Total		2,475.1	2,202,839.00

Meter No. SD-02

Treated Domestic	Constant	Previous Reading	Current Reading	Volume (Cu. Ft.)	Rate Desc.
w/o Rainbow Glen Rd.	100	31296045	31453921	15787600	Unbundled

Agency Name	Invoice No.	Rev.	Bill Period	Page No.	Mailed On	Due On
San Diego County Water Authority	8180	0	October 2014	2 of 6	11-10-14	12-30-14

--- DELIVERIES ---

	Rate Per AF	Volume AF	Amount
Tier 1 Supply Rate	148.00	362.4	53,635.20
System Access Rate	243.00	362.4	88,063.20
Water Stewardship Rate	41.00	362.4	14,858.40
System Power Rate	161.00	362.4	58,346.40
Treatment Surcharge	297.00	362.4	107,632.80
Oct 2014, meter under 10% flow Tier 1 supply rate	148.00	0.3	44.40
Oct 2014, meter under 10% flow System access rate	243.00	0.3	72.90
Oct 2014, meter under 10% flow Water stewardship rate	41.00	0.3	12.30
Oct 2014, meter under 10% flow System power rate	161.00	0.3	48.30
Oct 2014, meter under 10% flow Treatment surcharge	297.00	0.3	89.10
Delivery Subtotal		362.7	322,803.00
SD-02 Total		362.7	322,803.00

Meter No SD-03

Untreated Domestic	Constant	Previous Reading	Current Reading	Volume (Cu. Ft.)	Rate Desc.
Rainbow Cyn. Rd. e/o Frontage Rd.	1,000	106374236	106814485	440249000	Unbundled

--- DELIVERIES ---

	Rate Per AF	Volume AF	Amount
Tier 1 Supply Rate	148.00	10,106.7	1,495,791.60
System Access Rate	243.00	10,106.7	2,455,928.10
Water Stewardship Rate	41.00	10,106.7	414,374.70
System Power Rate	161.00	10,106.7	1,627,178.70
Delivery Subtotal		10,106.7	5,993,273.10
Oct 2014 ADJ FROM FULL SERVICE TO FULL SERVICE / Pass	593.00	-1.4	-830.20
Adjustment Subtotal		-1.4	-830.20
SD-03 Total		10,105.3	5,992,442.90

Meter No SD-05

Treated Domestic	Constant	Previous Reading	Current Reading	Volume (Cu. Ft.)	Rate Desc.
s/o Reche Rd. w/o Wilt Rd.	100	13863500	14066803	20330300	Unbundled

--- DELIVERIES ---

	Rate Per AF	Volume AF	Amount
Tier 1 Supply Rate	148.00	466.7	69,071.60
System Access Rate	243.00	466.7	113,408.10
Water Stewardship Rate	41.00	466.7	19,134.70
System Power Rate	161.00	466.7	75,138.70
Treatment Surcharge	297.00	466.7	138,609.90
Delivery Subtotal		466.7	415,363.00
SD-05 Total		466.7	415,363.00

Meter No SD-07

Treated Domestic	Constant	Previous Reading	Current Reading	Volume (Cu. Ft.)	Rate Desc.
e/o Wilt Rd. n/o Dos Ninos Ave.	1,000	123411424	123656598	245174000	Unbundled

--- DELIVERIES ---

	Rate Per AF	Volume AF	Amount
Tier 1 Supply Rate	148.00	5,628.4	833,003.20
System Access Rate	243.00	5,628.4	1,367,701.20
Water Stewardship Rate	41.00	5,628.4	230,764.40
System Power Rate	161.00	5,628.4	906,172.40
Treatment Surcharge	297.00	5,628.4	1,671,634.80
Delivery Subtotal		5,628.4	5,009,276.00

Agency Name	Invoice No.	Rev.	Bill Period	Page No.	Mailed On	Due On
San Diego County Water Authority	8180	0	October 2014	3 of 6	11-10-14	12-30-14

SD-07 Total 5,628.4 5,009,276.00

Meter No SD-08

Treated Domestic	Constant	Previous Reading	Current Reading	Volume (Cu. Ft.)	Rate Desc.
n/o Red Mtn. n/o Mission Rd.	100	44490657	44647860	15720300	Unbundled

--- DELIVERIES ---

	Rate Per AF	Volume AF	Amount
Tier 1 Supply Rate	148.00	360.9	53,413.20
System Access Rate	243.00	360.9	87,698.70
Water Stewardship Rate	41.00	360.9	14,796.90
System Power Rate	161.00	360.9	58,104.90
Treatment Surcharge	297.00	360.9	107,187.30
SD-08 Total		360.9	321,201.00

Meter No SD-09

Treated Domestic	Constant	Previous Reading	Current Reading	Volume (Cu. Ft.)	Rate Desc.
w/o Rainbow Glen. Rd. n/o Red Mtn.	100	10923395	10995368	7197300	Unbundled

--- DELIVERIES ---

	Rate Per AF	Volume AF	Amount
Tier 1 Supply Rate	148.00	165.2	24,449.60
System Access Rate	243.00	165.2	40,143.60
Water Stewardship Rate	41.00	165.2	6,773.20
System Power Rate	161.00	165.2	26,597.20
Treatment Surcharge	297.00	165.2	49,064.40
Delivery Subtotal		165.2	147,028.00
SD-09 Total		165.2	147,028.00

Meter No SD-11

Untreated Domestic	Constant	Previous Reading	Current Reading	Volume (Cu. Ft.)	Rate Desc.
e/o Wilt Rd. n/o Dos Ninos Ave.	10,000	19958079	20079703	1216240000	Unbundled

--- DELIVERIES ---

	Rate Per AF	Volume AF	Amount
Tier 1 Supply Rate	148.00	27,921.0	4,132,308.00
System Access Rate	243.00	27,921.0	6,784,803.00
Water Stewardship Rate	41.00	27,921.0	1,144,761.00
System Power Rate	161.00	27,921.0	4,495,281.00
Delivery Subtotal		27,921.0	16,557,153.00

--- ADJUSTMENT ---

	Rate Per AF	Volume AF	Amount
Oct 2014 ADJ EXCH IID TO SDCWA	593.00	-14,808.3	-8,781,321.90
Oct 2014 ADJ EXCH IID TO SDCWA (San Diego CWA)	445.00		6,589,693.50
Adjustment Subtotal		-14,808.3	-2,191,628.40
SD-11 Total		13,112.7	14,365,524.60

Meter No SD-DS1

Desalted	Constant	Previous Reading	Current Reading	Volume (Cu. Ft.)	Rate Desc.
Desalted		N/A	N/A	N/A	Unbundled

--- ADJUSTMENT ---

	Rate Per AF	Volume AF	Amount
Oct 2014 LPPDS	908.00	225.0	-204,300.00
Oct 2014 LPPDS	908.00	225.0	204,300.00
Adjustment Subtotal		450.0	0.00
SD-DS1 Total		450.0	0.00

Agency Name	Invoice No.	Rev.	Bill Period	Page No.	Mailed On	Due On
San Diego County Water Authority	8180	0	October 2014	4 of 6	11-10-14	12-30-14

Meter No SD-GRP1

Recovered	Constant	Previous Reading	Current Reading	Volume (Cu. Ft.)	Rate Desc.
Recovered Greenbelt		N/A	N/A	N/A	Unbundled

--- ADJUSTMENT ---

	Rate Per AF	Volume AF	Amount
Oct 2014 GRP	908.00		-238,713.20
Oct 2014 GRP	908.00	262.9	238,713.20
Adjustment Subtotal		262.9	0.00
SD-GRP1 Total		262.9	0.00

Meter No SD-RCL1

Reclaimed	Constant	Previous Reading	Current Reading	Volume (Cu. Ft.)	Rate Desc.
Reclaimed		N/A	N/A	N/A	Unbundled

--- ADJUSTMENT ---

	Rate Per AF	Volume AF	Amount
Sep 2014 LRP Contribution	250.00	68.8	-17,200.00
Adjustment Subtotal		68.8	-17,200.00
SD-RCL1 Total		68.8	-17,200.00

Meter No SD-RCL10

Reclaimed	Constant	Previous Reading	Current Reading	Volume (Cu. Ft.)	Rate Desc.
Reclaimed		N/A	N/A	N/A	Unbundled

--- ADJUSTMENT ---

	Rate Per AF	Volume AF	Amount
Aug 2014 LRP Contribution	250.00	834.6	-208,650.00
Sep 2014 LRP Contribution	250.00	836.6	-209,150.00
Adjustment Subtotal		1,671.2	-417,800.00
SD-RCL10 Total		1,671.2	-417,800.00

Meter No SD-RCL12

Reclaimed	Constant	Previous Reading	Current Reading	Volume (Cu. Ft.)	Rate Desc.
Reclaimed		N/A	N/A	N/A	Unbundled

--- ADJUSTMENT ---

	Rate Per AF	Volume AF	Amount
Sep 2014 LRP Contribution	250.00	84.9	-21,225.00
Adjustment Subtotal		84.9	-21,225.00
SD-RCL12 Total		84.9	-21,225.00

Meter No SD-RCL13

Reclaimed	Constant	Previous Reading	Current Reading	Volume (Cu. Ft.)	Rate Desc.
Reclaimed		N/A	N/A	N/A	Unbundled

--- ADJUSTMENT ---

	Rate Per AF	Volume AF	Amount
Oct 2014 Contribution	250.00	145.0	-36,250.00
Adjustment Subtotal		145.0	-36,250.00
SD-RCL13 Total		145.0	-36,250.00

Agency Name	Invoice No.	Rev.	Bill Period	Page No.	Mailed On	Due On
San Diego County Water Authority	8180	0	October 2014	5 of 6	11-10-14	12-30-14

Meter No SD-RCL15

Reclaimed	Constant	Previous Reading	Current Reading	Volume (Cu. Ft.)	Rate Desc.
Reclaimed		N/A	N/A	N/A	Unbundled

--- ADJUSTMENT ---

	Rate Per AF	Volume AF	Amount
Sep 2014 Contribution	150.00	177.1	-26,565.00
Oct 2014 Contribution	150.00	183.9	-27,585.00
Adjustment Subtotal		<u>361.0</u>	<u>-54,150.00</u>
SD-RCL15 Total		361.0	-54,150.00

Meter No SD-RCL5

Reclaimed	Constant	Previous Reading	Current Reading	Volume (Cu. Ft.)	Rate Desc.
Reclaimed		N/A	N/A	N/A	Unbundled

--- ADJUSTMENT ---

	Rate Per AF	Volume AF	Amount
Nov 2013 LPPRE	113.00	2.5	282.50
Nov 2013 LPPRE	267.00		-667.50
Dec 2013 LPPRE VOIDED	113.00	-2.5	-282.50
Dec 2013 LPPRE VOIDED	267.00		667.50
Sep 2014 LPPRE	113.00	21.2	2,395.60
Sep 2014 LPPRE	267.00		-5,660.40
Adjustment Subtotal		<u>21.2</u>	<u>-3,264.80</u>
SD-RCL5 Total		21.2	-3,264.80

Meter No SD-RCL6

Reclaimed	Constant	Previous Reading	Current Reading	Volume (Cu. Ft.)	Rate Desc.
Reclaimed		N/A	N/A	N/A	Unbundled

--- ADJUSTMENT ---

	Rate Per AF	Volume AF	Amount
Sep 2014 LRP Contribution	185.00	523.8	-96,903.00
Adjustment Subtotal		<u>523.8</u>	<u>-96,903.00</u>
SD-RCL6 Total		523.8	-96,903.00

Meter No SD-RCL8

Reclaimed	Constant	Previous Reading	Current Reading	Volume (Cu. Ft.)	Rate Desc.
Reclaimed		N/A	N/A	N/A	Unbundled

--- ADJUSTMENT ---

	Rate Per AF	Volume AF	Amount
Sep 2014 LRP Contribution	100.00	511.9	-51,190.00
Adjustment Subtotal		<u>511.9</u>	<u>-51,190.00</u>
SD-RCL8 Total		511.9	-51,190.00

Meter No SD-RCL9

Reclaimed	Constant	Previous Reading	Current Reading	Volume (Cu. Ft.)	Rate Desc.
Reclaimed		N/A	N/A	N/A	Unbundled

--- ADJUSTMENT ---

	Rate Per AF	Volume AF	Amount
Oct 2014 LPPRE	267.00		-4,966.20
Oct 2014 LPPRE	113.00	18.6	2,101.80
Adjustment Subtotal		<u>18.6</u>	<u>-2,864.40</u>

Agency Name	Invoice No.	Rev.	Bill Period	Page No.	Mailed On	Due On
San Diego County Water Authority	8180	0	October 2014	6 of 6	11-10-14	12-30-14

SD-RCL9 Total 18.6 -2,864.40

Meter No SDTJ-01A

Treated Domestic	Constant	Previous Reading	Current Reading	Volume (Cu. Ft.)	Rate Desc.
San Diego-Tijuana	133.68	3424339	3424339	0	Unbundled

--- DELIVERIES ---


Rate Per AF	Volume AF	Amount
	0.0	0.00
Delivery Subtotal		
	0.0	0.00
SDTJ-01A Total		

--- OTHER CHARGES AND CREDITS ---

	Amount
Conservation Ag.# 66654	300.00
Conservation Ag.# 78189	14,715.75
Capacity Charge for current calendar year	4,134,450.00
Readiness to Serve Charge for current fiscal year	13,679,126.48

VOLUME TOTAL	INVOICE TOTAL
39,291.7	\$48,125,128.53

This invoice was printed on 3/9/2015 at 3:46:06PM



THE METROPOLITAN WATER DISTRICT
of SOUTHERN CALIFORNIA
700 North Alameda Street
Los Angeles, CA 90012-2944

<http://www.mwdh2o.com/>

INVOICE

Billed To:
San Diego County Water Authority



Service Address
4677 Overland Ave.
San Diego, CA 92123-1233

November 2014

Page No. 1 of 1

Mailed: 12/10/2014

Due Date: 01/30/2015

Invoice Number: 8208

Revision: 0

NOTICE

The MWD Administrative Code Section 4507 and 4508 require that payment must be made in "**Good Funds**" by the due date or the payment will be considered delinquent and an additional charge shall be assessed.

DELIVERIES

	Volume (AF)
Total Water Treated Delivered	8,080.9
Total Water Untreated Delivered	29,463.0

SALES

	Type	Volume (AF)	Rate (\$ /AF)	Total (\$)
Full Service	Tier 1 Supply Rate	22,747.7	\$148.00	\$3,366,659.60
	System Access Rate	22,747.7	\$243.00	\$5,527,691.10
	Water Stewardship Rate	22,747.7	\$41.00	\$932,655.70
	System Power Rate	22,747.7	\$161.00	\$3,662,379.70
	Treatment Surcharge	8,093.4	\$297.00	\$2,403,739.80
SUBTOTAL				\$15,893,125.90

WATER MANAGEMENT

	Volume (AF)	Total (\$)
Local Resource Programs	2,682.8	(\$432,339.00)
SUBTOTAL		(\$432,339.00)

EXCHANGES, WHEELING, AND OTHER DELIVERIES

IID San Diego Exchange UnTreated	14,808.3	\$6,589,693.50
		\$6,589,693.50

OTHER CHARGES AND CREDITS

	Rate (\$ /AF)	
Conservation Credit	\$8,876.63	
SUBTOTAL		\$8,876.63

ADDITIONAL INFORMATION

	Volume (AF)	Tier1 %	Peak Day	Flow (CFS)
Tier 1 Annual Limit (For Current Calendar Year)	393,542.0			
Tier 1 YTD Deliveries (For Current Calendar Year)	378,123.4	96.0		
Tier 1 Current Month Deliveries	22,747.7			
Capacity Charge			9/8/2012	961.5

INVOICE TOTAL


Volume AF

25,430.5

Amount Now Due

\$22,059,357.03

Note: Amount Due is based on highlighted fields.



MWD
METROPOLITAN WATER DISTRICT OF SOUTHERN CALIFORNIA
 700 North Alameda Street
 Los Angeles, CA, 90012-2944

INVOICE DETAIL

NOTICE

The MWD Administrative Code Section 4507 and 4508 require that payment must be made in "**Good Funds**" by the due date or the payment will be considered delinquent and an additional charge shall be assessed.

IN ACCORDANCE WITH READINGS AND BILLING DATA LISTED BELOW

Agency Name	Invoice No.	Rev.	Bill Period	Page No.	Mailed On	Due On
San Diego County Water Authority	8208	0	November 2014	1 of 5	12-10-14	01-30-15

Meter No CM-10

Treated	Constant	Previous Reading	Current Reading	Volume (Cu. Ft.)	Rate Desc.
Treated Domestic		0	0	0	Unbundled

--- ADJUSTMENT ---

	Rate Per AF	Volume AF	Amount
Nov 2014 ADJ OC TO SD TRANSFER	890.00	12.5	11,125.00
Adjustment Subtotal		<u>12.5</u>	<u>11,125.00</u>
CM-10 Total		<u>12.5</u>	<u>11,125.00</u>

Meter No SD-01A

Treated Domestic	Constant	Previous Reading	Current Reading	Volume (Cu. Ft.)	Rate Desc.
Rainbow Cyn. Rd. e/o Frontage Rd.	1,000	29921538	30044904	123366000	Unbundled

--- DELIVERIES ---

	Rate Per AF	Volume AF	Amount
Tier 1 Supply Rate	148.00	2,832.1	419,150.80
System Access Rate	243.00	2,832.1	688,200.30
Water Stewardship Rate	41.00	2,832.1	116,116.10
System Power Rate	161.00	2,832.1	455,968.10
Treatment Surcharge	297.00	2,832.1	841,133.70
Delivery Subtotal		<u>2,832.1</u>	<u>2,520,569.00</u>
SD-01A Total		<u>2,832.1</u>	<u>2,520,569.00</u>

Meter No SD-01B

Treated Domestic	Constant	Previous Reading	Current Reading	Volume (Cu. Ft.)	Rate Desc.
Rainbow Cyn. Rd. e/o Frontage Rd.	1,000	29341620	29463719	122099000	Unbundled

--- DELIVERIES ---

	Rate Per AF	Volume AF	Amount
Tier 1 Supply Rate	148.00	2,803.0	414,844.00
System Access Rate	243.00	2,803.0	681,129.00
Water Stewardship Rate	41.00	2,803.0	114,923.00
System Power Rate	161.00	2,803.0	451,283.00
Treatment Surcharge	297.00	2,803.0	832,491.00
Delivery Subtotal		<u>2,803.0</u>	<u>2,494,670.00</u>
SD-01B Total		<u>2,803.0</u>	<u>2,494,670.00</u>

Meter No SD-02

Treated Domestic	Constant	Previous Reading	Current Reading	Volume (Cu. Ft.)	Rate Desc.
w/o Rainbow Glen Rd.	100	31453921	31535700	8177900	Unbundled

Agency Name	Invoice No.	Rev.	Bill Period	Page No.	Mailed On	Due On
San Diego County Water Authority	8208	0	November 2014	2 of 5	12-10-14	01-30-15

--- DELIVERIES ---

	Rate Per AF	Volume AF	Amount
Tier 1 Supply Rate	148.00	187.7	27,779.60
System Access Rate	243.00	187.7	45,611.10
Water Stewardship Rate	41.00	187.7	7,695.70
System Power Rate	161.00	187.7	30,219.70
Treatment Surcharge	297.00	187.7	55,746.90
Delivery Subtotal		187.7	167,053.00
SD-02 Total		187.7	167,053.00

Meter No SD-03

Untreated Domestic	Constant	Previous Reading	Current Reading	Volume (Cu. Ft.)	Rate Desc.
Rainbow Cyn. Rd. e/o Frontage Rd.	1,000	106814468	106814468	0	Unbundled

--- DELIVERIES ---

	Rate Per AF	Volume AF	Amount
Tier 1 Supply Rate METER CORRECTION OCT 2014	148.00	-10,106.7	-1,495,791.60
System Access Rate METER CORRECTION OCT 2014	243.00	-10,106.7	-2,455,928.10
Water Stewardship Rate METER CORRECTION OCT 2014	41.00	-10,106.7	-414,374.70
System Power Rate METER CORRECTION OCT 2014	161.00	-10,106.7	-1,627,178.70
Tier 1 Supply Rate METER CORRECTION OCT 2014	148.00	10,106.3	1,495,732.40
System Access Rate METER CORRECTION OCT 2014	243.00	10,106.3	2,455,830.90
Water Stewardship Rate METER CORRECTION OCT 2014	41.00	10,106.3	414,358.30
System Power Rate METER CORRECTION OCT 2014	161.00	10,106.3	1,627,114.30
SD-03 Total		-0.4	-237.20

Meter No SD-05

Treated Domestic	Constant	Previous Reading	Current Reading	Volume (Cu. Ft.)	Rate Desc.
s/o Reche Rd. w/o Wilt Rd.	100	14066803	14146227	7942400	Unbundled

--- DELIVERIES ---

	Rate Per AF	Volume AF	Amount
Tier 1 Supply Rate	148.00	182.3	26,980.40
System Access Rate	243.00	182.3	44,298.90
Water Stewardship Rate	41.00	182.3	7,474.30
System Power Rate	161.00	182.3	29,350.30
Treatment Surcharge	297.00	182.3	54,143.10
Delivery Subtotal		182.3	162,247.00
SD-05 Total		182.3	162,247.00

Meter No SD-07

Treated Domestic	Constant	Previous Reading	Current Reading	Volume (Cu. Ft.)	Rate Desc.
e/o Wilt Rd. n/o Dos Ninos Ave.	1,000	123656598	123735291	78693000	Unbundled

--- DELIVERIES ---

	Rate Per AF	Volume AF	Amount
Tier 1 Supply Rate	148.00	1,806.5	267,362.00
System Access Rate	243.00	1,806.5	438,979.50
Water Stewardship Rate	41.00	1,806.5	74,066.50
System Power Rate	161.00	1,806.5	290,846.50
Treatment Surcharge	297.00	1,806.5	536,530.50
Delivery Subtotal		1,806.5	1,607,785.00
SD-07 Total		1,806.5	1,607,785.00

Meter No SD-08

Treated Domestic	Constant	Previous Reading	Current Reading	Volume (Cu. Ft.)	Rate Desc.
n/o Red Mtn. n/o Mission Rd.	100	44647860	44736401	8854100	Unbundled

--- DELIVERIES ---

Rate Per AF	Volume AF	Amount
-------------	-----------	--------

Agency Name	Invoice No.	Rev.	Bill Period	Page No.	Mailed On	Due On
San Diego County Water Authority	8208	0	November 2014	3 of 5	12-10-14	01-30-15

--- DELIVERIES ---

	Rate Per AF	Volume AF	Amount
Tier 1 Supply Rate	148.00	203.3	30,088.40
System Access Rate	243.00	203.3	49,401.90
Water Stewardship Rate	41.00	203.3	8,335.30
System Power Rate	161.00	203.3	32,731.30
Treatment Surcharge	297.00	203.3	60,380.10
Delivery Subtotal		203.3	180,937.00
SD-08 Total		203.3	180,937.00

Meter No SD-09

Treated Domestic	Constant	Previous Reading	Current Reading	Volume (Cu. Ft.)	Rate Desc.
w/o Rainbow Glen. Rd. n/o Red Mtn.	100	10995368	11024099	2873100	Unbundled

--- DELIVERIES ---

	Rate Per AF	Volume AF	Amount
Tier 1 Supply Rate	148.00	66.0	9,768.00
System Access Rate	243.00	66.0	16,038.00
Water Stewardship Rate	41.00	66.0	2,706.00
System Power Rate	161.00	66.0	10,626.00
Treatment Surcharge	297.00	66.0	19,602.00
SD-09 Total		66.0	58,740.00

Meter No SD-11

Untreated Domestic	Constant	Previous Reading	Current Reading	Volume (Cu. Ft.)	Rate Desc.
e/o Wilt Rd. n/o Dos Ninos Ave.	10,000	20079703	20208044	1283410000	Unbundled

--- DELIVERIES ---

	Rate Per AF	Volume AF	Amount
Tier 1 Supply Rate	148.00	29,463.0	4,360,524.00
System Access Rate	243.00	29,463.0	7,159,509.00
Water Stewardship Rate	41.00	29,463.0	1,207,983.00
System Power Rate	161.00	29,463.0	4,743,543.00
Delivery Subtotal		29,463.0	17,471,559.00

--- ADJUSTMENT ---

	Rate Per AF	Volume AF	Amount
Nov 2014 ADJ EXCH IID TO SDCWA	593.00	-14,808.3	-8,781,321.90
Nov 2014 ADJ EXCH IID TO SDCWA (San Diego CWA)	445.00		6,589,693.50
Adjustment Subtotal		-14,808.3	-2,191,628.40
SD-11 Total		14,654.7	15,279,930.60

Meter No SD-DS1

Desalted	Constant	Previous Reading	Current Reading	Volume (Cu. Ft.)	Rate Desc.
Desalted		N/A	N/A	N/A	Unbundled

--- ADJUSTMENT ---

	Rate Per AF	Volume AF	Amount
Nov 2014 LPPDS	908.00	271.5	246,522.00
Nov 2014 LPPDS	908.00	271.5	-246,522.00
Adjustment Subtotal		543.0	0.00
SD-DS1 Total		543.0	0.00

Meter No SD-GRP1

Recovered	Constant	Previous Reading	Current Reading	Volume (Cu. Ft.)	Rate Desc.
Recovered Greenbelt		N/A	N/A	N/A	Unbundled

--- ADJUSTMENT ---

	Rate Per AF	Volume AF	Amount
Nov 2014 GRP	908.00	258.7	234,899.60

Agency Name	Invoice No.	Rev.	Bill Period	Page No.	Mailed On	Due On
San Diego County Water Authority	8208	0	November 2014	4 of 5	12-10-14	01-30-15

--- ADJUSTMENT ---

	Rate Per AF	Volume AF	Amount
Nov 2014 GRP	908.00		-234,899.60
Adjustment Subtotal		258.7	0.00
SD-GRP1 Total		258.7	0.00

Meter No SD-RCL10

Reclaimed	Constant	Previous Reading	Current Reading	Volume (Cu. Ft.)	Rate Desc.
Reclaimed		N/A	N/A	N/A	Unbundled

--- ADJUSTMENT ---

	Rate Per AF	Volume AF	Amount
Oct 2014 LRP Contribution	250.00	856.6	-214,150.00
Adjustment Subtotal		856.6	-214,150.00
SD-RCL10 Total		856.6	-214,150.00

Meter No SD-RCL12

Reclaimed	Constant	Previous Reading	Current Reading	Volume (Cu. Ft.)	Rate Desc.
Reclaimed		N/A	N/A	N/A	Unbundled

--- ADJUSTMENT ---

	Rate Per AF	Volume AF	Amount
Oct 2014 LRP Contribution	250.00	114.6	-28,650.00
Nov 2014 LRP Contribution	250.00	78.6	-19,650.00
Adjustment Subtotal		193.2	-48,300.00
SD-RCL12 Total		193.2	-48,300.00

Meter No SD-RCL13

Reclaimed	Constant	Previous Reading	Current Reading	Volume (Cu. Ft.)	Rate Desc.
Reclaimed		N/A	N/A	N/A	Unbundled

--- ADJUSTMENT ---

	Rate Per AF	Volume AF	Amount
Nov 2014 Contribution	250.00	100.3	-25,075.00
Adjustment Subtotal		100.3	-25,075.00
SD-RCL13 Total		100.3	-25,075.00

Meter No SD-RCL5

Reclaimed	Constant	Previous Reading	Current Reading	Volume (Cu. Ft.)	Rate Desc.
Reclaimed		N/A	N/A	N/A	Unbundled

--- ADJUSTMENT ---

	Rate Per AF	Volume AF	Amount
Oct 2014 LPPRE	113.00	14.7	1,661.10
Oct 2014 LPPRE	267.00		-3,924.90
Adjustment Subtotal		14.7	-2,263.80
SD-RCL5 Total		14.7	-2,263.80

Meter No SD-RCL6

Reclaimed	Constant	Previous Reading	Current Reading	Volume (Cu. Ft.)	Rate Desc.
Reclaimed		N/A	N/A	N/A	Unbundled

--- ADJUSTMENT ---

	Rate Per AF	Volume AF	Amount
Oct 2014 LRP Contribution	185.00	513.8	-95,053.00

Agency Name	Invoice No.	Rev.	Bill Period	Page No.	Mailed On	Due On
San Diego County Water Authority	8208	0	November 2014	5 of 5	12-10-14	01-30-15

Adjustment Subtotal 513.8 -95,053.00

SD-RCL6 Total 513.8 -95,053.00

Meter No SD-RCL8

Reclaimed	Constant	Previous Reading	Current Reading	Volume (Cu. Ft.)	Rate Desc.
Reclaimed		N/A	N/A	N/A	Unbundled

--- ADJUSTMENT ---

	Rate Per AF	Volume AF	Amount
Oct 2014 LRP Contribution	100.00	472.2	-47,220.00

Adjustment Subtotal 472.2 -47,220.00

SD-RCL8 Total 472.2 -47,220.00

Meter No SD-RCL9

Reclaimed	Constant	Previous Reading	Current Reading	Volume (Cu. Ft.)	Rate Desc.
		N/A	N/A	N/A	Unbundled

--- ADJUSTMENT ---

	Rate Per AF	Volume AF	Amount
Nov 2014 LPPRE	113.00	1.8	203.40
Nov 2014 LPPRE	267.00		-480.60

Adjustment Subtotal 1.8 -277.20

SD-RCL9 Total 1.8 -277.20

Meter No SDTJ-01A

Treated Domestic	Constant	Previous Reading	Current Reading	Volume (Cu. Ft.)	Rate Desc.
San Diego-Tijuana	133.68	3424339	3424339	0	Unbundled

--- DELIVERIES ---


	Rate Per AF	Volume AF	Amount
Delivery Subtotal		0.0	0.00

SDTJ-01A Total 0.0 0.00

--- OTHER CHARGES AND CREDITS ---

	Amount
Conservation Ag.# 66654	1,723.13
Conservation Ag.# 78189	7,153.50

VOLUME TOTAL	INVOICE TOTAL
25,702.0	\$22,059,357.03



THE METROPOLITAN WATER DISTRICT
of SOUTHERN CALIFORNIA
700 North Alameda Street
Los Angeles, CA 90012-2944

<http://www.mwdh2o.com/>

INVOICE

Billed To:
San Diego County Water Authority



Service Address
4677 Overland Ave.
San Diego, CA 92123-1233

December 2014

Page No. 1 of 1

Mailed: 01/09/2015

Due Date: 02/27/2015

Invoice Number: 8236

Revision: 0

NOTICE

The MWD Administrative Code Section 4507 and 4508 require that payment must be made in "**Good Funds**" by the due date or the payment will be considered delinquent and an additional charge shall be assessed.

DELIVERIES

	Volume (AF)
Total Water Treated Delivered	4,467.9
Total Water Untreated Delivered	25,822.4

SALES

	Type	Volume (AF)	Rate (\$ /AF)	Total (\$)
Full Service	Tier 1 Supply Rate	13,195.5	\$148.00	\$1,952,934.00
	System Access Rate	13,195.5	\$243.00	\$3,206,506.50
	Water Stewardship Rate	13,195.5	\$41.00	\$541,015.50
	System Power Rate	13,195.5	\$161.00	\$2,124,475.50
	Treatment Surcharge	4,474.8	\$297.00	\$1,329,015.60
SUBTOTAL				\$9,153,947.10

WATER MANAGEMENT

	Volume (AF)	Total (\$)
Local Resource Programs	2,151.9	(\$304,330.20)
SUBTOTAL		(\$304,330.20)

EXCHANGES, WHEELING, AND OTHER DELIVERIES

IID San Diego Exchange UnTreated	17,101.7	\$7,610,256.50
		\$7,610,256.50

OTHER CHARGES AND CREDITS

	Rate (\$ /AF)	
Conservation Credit	\$7,087.87	
SUBTOTAL		\$7,087.87

ADDITIONAL INFORMATION

	Volume (AF)	Tier1 %	Peak Day	Flow (CFS)
Tier 1 Annual Limit (For Current Calendar Year)	393,542.0			
Tier 1 YTD Deliveries (For Current Calendar Year)	391,318.9	99.0		
Tier 1 Current Month Deliveries	13,195.5			
Capacity Charge			9/8/2012	961.5

INVOICE TOTAL


Volume AF

15,347.4

Amount Now Due

\$16,466,961.27

Note: Amount Due is based on highlighted fields



MWD
 METROPOLITAN WATER DISTRICT OF SOUTHERN CALIFORNIA
 700 North Alameda Street
 Los Angeles, CA, 90012-2944

INVOICE DETAIL

NOTICE

The MWD Administrative Code Section 4507 and 4508 require that payment must be made in "Good Funds" by the due date or the payment will be considered delinquent and an additional charge shall be assessed.

IN ACCORDANCE WITH READINGS AND BILLING DATA LISTED BELOW

Agency Name	Invoice No.	Rev.	Bill Period	Page No.	Mailed On	Due On
San Diego County Water Authority	8236	0	December 2014	1 of 6	01-09-15	02-27-15

Meter No CM-10

Treated	Constant	Previous Reading	Current Reading	Volume (Cu. Ft.)	Rate Desc.
Treated Domestic		0	0	0	Unbundled

--- ADJUSTMENT ---

	Rate Per AF	Volume AF	Amount
Dec 2014 ADJ OC TO SD TRANSFER	890.00	6.9	6,141.00
Adjustment Subtotal		<u>6.9</u>	<u>6,141.00</u>
CM-10 Total		6.9	6,141.00

Meter No SD-01A

Treated Domestic	Constant	Previous Reading	Current Reading	Volume (Cu. Ft.)	Rate Desc.
Rainbow Cyn. Rd. e/o Frontage Rd.	1,000	30044904	30117655	72751000	Unbundled

--- DELIVERIES ---

	Rate Per AF	Volume AF	Amount
Tier 1 Supply Rate	148.00	1,670.1	247,174.80
System Access Rate	243.00	1,670.1	405,834.30
Water Stewardship Rate	41.00	1,670.1	68,474.10
System Power Rate	161.00	1,670.1	268,886.10
Treatment Surcharge	297.00	1,670.1	496,019.70
Dec 2014, meter under 10% flow Tier 1 supply rate	148.00	0.3	44.40
Dec 2014, meter under 10% flow System access rate	243.00	0.3	72.90
Dec 2014, meter under 10% flow Water stewardship rate	41.00	0.3	12.30
Dec 2014, meter under 10% flow System power rate	161.00	0.3	48.30
Dec 2014, meter under 10% flow Treatment surcharge	297.00	0.3	89.10
Delivery Subtotal		<u>1,670.4</u>	<u>1,486,656.00</u>
SD-01A Total		1,670.4	1,486,656.00

Meter No SD-01B

Treated Domestic	Constant	Previous Reading	Current Reading	Volume (Cu. Ft.)	Rate Desc.
Rainbow Cyn. Rd. e/o Frontage Rd.	1,000	29463719	29521053	57334000	Unbundled

--- DELIVERIES ---

	Rate Per AF	Volume AF	Amount
Tier 1 Supply Rate	148.00	1,316.2	194,797.60
System Access Rate	243.00	1,316.2	319,836.60
Water Stewardship Rate	41.00	1,316.2	53,964.20
System Power Rate	161.00	1,316.2	211,908.20
Treatment Surcharge	297.00	1,316.2	390,911.40
Delivery Subtotal		<u>1,316.2</u>	<u>1,171,418.00</u>
SD-01B Total		1,316.2	1,171,418.00

Agency Name	Invoice No.	Rev.	Bill Period	Page No.	Mailed On	Due On
San Diego County Water Authority	8236	0	December 2014	2 of 6	01-09-15	02-27-15

Meter No SD-02

Treated Domestic w/o Rainbow Glen Rd.	Constant 100	Previous Reading 31535700	Current Reading 31570631	Volume (Cu. Ft.) 3493100	Rate Desc. Unbundled
--	-----------------	------------------------------	-----------------------------	-----------------------------	-------------------------

--- DELIVERIES ---

	Rate Per AF	Volume AF	Amount
Tier 1 Supply Rate	148.00	80.2	11,869.60
System Access Rate	243.00	80.2	19,488.60
Water Stewardship Rate	41.00	80.2	3,288.20
System Power Rate	161.00	80.2	12,912.20
Treatment Surcharge	297.00	80.2	23,819.40
Dec 2014, meter under 10% flow Tier 1 supply rate	148.00	1.6	236.80
Dec 2014, meter under 10% flow System access rate	243.00	1.6	388.80
Dec 2014, meter under 10% flow Water stewardship rate	41.00	1.6	65.60
Dec 2014, meter under 10% flow System power rate	161.00	1.6	257.60
Dec 2014, meter under 10% flow Treatment surcharge	297.00	1.6	475.20
Delivery Subtotal		81.8	72,802.00
SD-02 Total		81.8	72,802.00

Meter No SD-03

Untreated Domestic Rainbow Cyn. Rd. e/o Frontage Rd.	Constant 1,000	Previous Reading 106814468	Current Reading 106974762	Volume (Cu. Ft.) 160294000	Rate Desc. Unbundled
---	-------------------	-------------------------------	------------------------------	-------------------------------	-------------------------

--- DELIVERIES ---

	Rate Per AF	Volume AF	Amount
Tier 1 Supply Rate	148.00	3,679.8	544,610.40
System Access Rate	243.00	3,679.8	894,191.40
Water Stewardship Rate	41.00	3,679.8	150,871.80
System Power Rate	161.00	3,679.8	592,447.80
Delivery Subtotal		3,679.8	2,182,121.40

--- ADJUSTMENT ---

	Rate Per AF	Volume AF	Amount
Dec 2014 ADJ EXCH IID TO SDCWA (2293 af CY14 add'l wtr conserved, Coachella CLP)	593.00	-2,293.0	-1,359,749.00
Dec 2014 ADJ EXCH IID TO SDCWA (2293 af CY14 add'l wtr conserved, Coachella CLP) (San Diego CWA)			1,020,385.00
Adjustment Subtotal		-2,293.0	-339,364.00
SD-03 Total		1,386.8	1,842,757.40

Meter No SD-05

Treated Domestic s/o Reche Rd. w/o Wilt Rd.	Constant 100	Previous Reading 14146227	Current Reading 14178501	Volume (Cu. Ft.) 3227400	Rate Desc. Unbundled
--	-----------------	------------------------------	-----------------------------	-----------------------------	-------------------------

--- DELIVERIES ---

	Rate Per AF	Volume AF	Amount
Tier 1 Supply Rate	148.00	74.1	10,966.80
System Access Rate	243.00	74.1	18,006.30
Water Stewardship Rate	41.00	74.1	3,038.10
System Power Rate	161.00	74.1	11,930.10
Treatment Surcharge	297.00	74.1	22,007.70
Dec 2014, meter under 10% flow Tier 1 supply rate	148.00	0.3	44.40
Dec 2014, meter under 10% flow System access rate	243.00	0.3	72.90
Dec 2014, meter under 10% flow Water stewardship rate	41.00	0.3	12.30
Dec 2014, meter under 10% flow System power rate	161.00	0.3	48.30
Dec 2014, meter under 10% flow Treatment surcharge	297.00	0.3	89.10
Delivery Subtotal		74.4	66,216.00
SD-05 Total		74.4	66,216.00

Meter No SD-07

Treated Domestic e/o Wilt Rd. n/o Dos Ninos Ave.	Constant 1,000	Previous Reading 123735291	Current Reading 123783281	Volume (Cu. Ft.) 47990000	Rate Desc. Unbundled
---	-------------------	-------------------------------	------------------------------	------------------------------	-------------------------

Agency Name	Invoice No.	Rev.	Bill Period	Page No.	Mailed On	Due On
San Diego County Water Authority	8236	0	December 2014	3 of 6	01-09-15	02-27-15

--- DELIVERIES ---

	Rate Per AF	Volume AF	Amount
Tier 1 Supply Rate	148.00	1,101.7	163,051.60
System Access Rate	243.00	1,101.7	267,713.10
Water Stewardship Rate	41.00	1,101.7	45,169.70
System Power Rate	161.00	1,101.7	177,373.70
Treatment Surcharge	297.00	1,101.7	327,204.90
Delivery Subtotal		1,101.7	980,513.00
SD-07 Total		1,101.7	980,513.00

Meter No SD-08

Treated Domestic	Constant	Previous Reading	Current Reading	Volume (Cu. Ft.)	Rate Desc.
n/o Red Mtn. n/o Mission Rd.	100	44736401	44822811	8641000	Unbundled

--- DELIVERIES ---

	Rate Per AF	Volume AF	Amount
Tier 1 Supply Rate	148.00	198.4	29,363.20
System Access Rate	243.00	198.4	48,211.20
Water Stewardship Rate	41.00	198.4	8,134.40
System Power Rate	161.00	198.4	31,942.40
Treatment Surcharge	297.00	198.4	58,924.80
Dec 2014, meter under 10% flow Tier 1 supply rate	148.00	0.9	133.20
Dec 2014, meter under 10% flow System access rate	243.00	0.9	218.70
Dec 2014, meter under 10% flow Water stewardship rate	41.00	0.9	36.90
Dec 2014, meter under 10% flow System power rate	161.00	0.9	144.90
Dec 2014, meter under 10% flow Treatment surcharge	297.00	0.9	267.30
Delivery Subtotal		199.3	177,377.00
SD-08 Total		199.3	177,377.00

Meter No SD-09

Treated Domestic	Constant	Previous Reading	Current Reading	Volume (Cu. Ft.)	Rate Desc.
w/o Rainbow Glen. Rd. n/o Red Mtn.	100	11024099	11034520	1042100	Unbundled

--- DELIVERIES ---

	Rate Per AF	Volume AF	Amount
Tier 1 Supply Rate	148.00	23.9	3,537.20
System Access Rate	243.00	23.9	5,807.70
Water Stewardship Rate	41.00	23.9	979.90
System Power Rate	161.00	23.9	3,847.90
Treatment Surcharge	297.00	23.9	7,098.30
Dec 2014, meter under 10% flow Tier 1 supply rate	148.00	0.2	29.60
Dec 2014, meter under 10% flow System access rate	243.00	0.2	48.60
Dec 2014, meter under 10% flow Water stewardship rate	41.00	0.2	8.20
Dec 2014, meter under 10% flow System power rate	161.00	0.2	32.20
Dec 2014, meter under 10% flow Treatment surcharge	297.00	0.2	59.40
Delivery Subtotal		24.1	21,449.00
SD-09 Total		24.1	21,449.00

Meter No SD-11

Untreated Domestic	Constant	Previous Reading	Current Reading	Volume (Cu. Ft.)	Rate Desc.
e/o Wilt Rd. n/o Dos Ninos Ave.	10,000	20208044	20304497	964530000	Unbundled

--- DELIVERIES ---

	Rate Per AF	Volume AF	Amount
Tier 1 Supply Rate	148.00	22,142.6	3,277,104.80
System Access Rate	243.00	22,142.6	5,380,651.80
Water Stewardship Rate	41.00	22,142.6	907,846.60
System Power Rate	161.00	22,142.6	3,564,958.60
Delivery Subtotal		22,142.6	13,130,561.80

--- ADJUSTMENT ---

Rate Per AF	Volume AF	Amount
-------------	-----------	--------

Agency Name	Invoice No.	Rev.	Bill Period	Page No.	Mailed On	Due On
San Diego County Water Authority	8236	0	December 2014	4 of 6	01-09-15	02-27-15

--- ADJUSTMENT ---

	Rate Per AF	Volume AF	Amount
Dec 2014 ADJ EXCH IID TO SDCWA	593.00	-14,808.7	-8,781,559.10
Dec 2014 ADJ EXCH IID TO SDCWA (San Diego CWA)	445.00		6,589,871.50
Adjustment Subtotal		-14,808.7	-2,191,687.60
SD-11 Total		7,333.9	10,938,874.20

Meter No SD-DS1

Desalted	Constant	Previous Reading	Current Reading	Volume (Cu. Ft.)	Rate Desc.
Desalted		N/A	N/A	N/A	Unbundled

--- ADJUSTMENT ---

	Rate Per AF	Volume AF	Amount
Dec 2014 LPPDS	908.00	228.7	207,659.60
Dec 2014 LPPDS	908.00	228.7	-207,659.60
Adjustment Subtotal		457.4	0.00
SD-DS1 Total		457.4	0.00

Meter No SD-GRP1

Recovered	Constant	Previous Reading	Current Reading	Volume (Cu. Ft.)	Rate Desc.
Recovered Greenbelt		N/A	N/A	N/A	Unbundled

--- ADJUSTMENT ---

	Rate Per AF	Volume AF	Amount
Dec 2014 GRP	908.00	269.3	244,524.40
Dec 2014 GRP	908.00		-244,524.40
Adjustment Subtotal		269.3	0.00
SD-GRP1 Total		269.3	0.00

Meter No SD-RCL1

Reclaimed	Constant	Previous Reading	Current Reading	Volume (Cu. Ft.)	Rate Desc.
Reclaimed		N/A	N/A	N/A	Unbundled

--- ADJUSTMENT ---

	Rate Per AF	Volume AF	Amount
Nov 2014 LRP Contribution	250.00	23.4	-5,850.00
Adjustment Subtotal		23.4	-5,850.00
SD-RCL1 Total		23.4	-5,850.00

Meter No SD-RCL10

Reclaimed	Constant	Previous Reading	Current Reading	Volume (Cu. Ft.)	Rate Desc.
Reclaimed		N/A	N/A	N/A	Unbundled

--- ADJUSTMENT ---

	Rate Per AF	Volume AF	Amount
Nov 2014 LRP Contribution	250.00	549.7	-137,425.00
Adjustment Subtotal		549.7	-137,425.00
SD-RCL10 Total		549.7	-137,425.00

Meter No SD-RCL12

Reclaimed	Constant	Previous Reading	Current Reading	Volume (Cu. Ft.)	Rate Desc.
Reclaimed		N/A	N/A	N/A	Unbundled

--- ADJUSTMENT ---

Rate Per AF	Volume AF	Amount
-------------	-----------	--------

Agency Name	Invoice No.	Rev.	Bill Period	Page No.	Mailed On	Due On
San Diego County Water Authority	8236	0	December 2014	5 of 6	01-09-15	02-27-15

--- ADJUSTMENT ---

	Rate Per AF	Volume AF	Amount
Dec 2014 LRP Contribution	250.00	56.3	-14,075.00
Adjustment Subtotal		<u>56.3</u>	<u>-14,075.00</u>
SD-RCL12 Total		56.3	-14,075.00

Meter No SD-RCL13

Reclaimed	Constant	Previous Reading	Current Reading	Volume (Cu. Ft.)	Rate Desc.
Reclaimed		N/A	N/A	N/A	Unbundled

--- ADJUSTMENT ---

	Rate Per AF	Volume AF	Amount
Dec 2014 Contribution	250.00	18.6	-4,650.00
Adjustment Subtotal		<u>18.6</u>	<u>-4,650.00</u>
SD-RCL13 Total		18.6	-4,650.00

Meter No SD-RCL15

Reclaimed	Constant	Previous Reading	Current Reading	Volume (Cu. Ft.)	Rate Desc.
Reclaimed		N/A	N/A	N/A	Unbundled

--- ADJUSTMENT ---

	Rate Per AF	Volume AF	Amount
Nov 2014 Contribution	150.00	174.4	-26,160.00
Adjustment Subtotal		<u>174.4</u>	<u>-26,160.00</u>
SD-RCL15 Total		174.4	-26,160.00

Meter No SD-RCL5

Reclaimed	Constant	Previous Reading	Current Reading	Volume (Cu. Ft.)	Rate Desc.
Reclaimed		N/A	N/A	N/A	Unbundled

--- ADJUSTMENT ---

	Rate Per AF	Volume AF	Amount
Nov 2014 LPPRE	113.00	5.7	644.10
Nov 2014 LPPRE	267.00		-1,521.90
Adjustment Subtotal		<u>5.7</u>	<u>-877.80</u>
SD-RCL5 Total		5.7	-877.80

Meter No SD-RCL6

Reclaimed	Constant	Previous Reading	Current Reading	Volume (Cu. Ft.)	Rate Desc.
Reclaimed		N/A	N/A	N/A	Unbundled

--- ADJUSTMENT ---

	Rate Per AF	Volume AF	Amount
Nov 2014 LRP Contribution	185.00	383.2	-70,892.00
Adjustment Subtotal		<u>383.2</u>	<u>-70,892.00</u>
SD-RCL6 Total		383.2	-70,892.00

Meter No SD-RCL8

Reclaimed	Constant	Previous Reading	Current Reading	Volume (Cu. Ft.)	Rate Desc.
Reclaimed		N/A	N/A	N/A	Unbundled

--- ADJUSTMENT ---

	Rate Per AF	Volume AF	Amount
Nov 2014 LRP Contribution	100.00	440.0	-44,000.00

Agency Name	Invoice No.	Rev.	Bill Period	Page No.	Mailed On	Due On
San Diego County Water Authority	8236	0	December 2014	6 of 6	01-09-15	02-27-15

Adjustment Subtotal	440.0	-44,000.00
----------------------------	-------	------------

SD-RCL8 Total	440.0	-44,000.00
----------------------	-------	------------

Meter No SD-RCL9

Reclaimed	Constant	Previous Reading	Current Reading	Volume (Cu. Ft.)	Rate Desc.
		N/A	N/A	N/A	Unbundled

--- ADJUSTMENT ---

	Rate Per AF	Volume AF	Amount
Dec 2014 LPPRE	113.00	2.6	293.80
Dec 2014 LPPRE	267.00		-694.20

Adjustment Subtotal	2.6	-400.40
----------------------------	-----	---------

SD-RCL9 Total	2.6	-400.40
----------------------	-----	---------

Meter No SDTJ-01A

Treated Domestic	Constant	Previous Reading	Current Reading	Volume (Cu. Ft.)	Rate Desc.
San Diego-Tijuana	133.68	3424339	3424339	0	Unbundled

--- DELIVERIES ---

	Rate Per AF	Volume AF	Amount
Delivery Subtotal		0.0	0.00

SDTJ-01A Total	0.0	0.00
-----------------------	-----	------

--- OTHER CHARGES AND CREDITS ---

	Amount
Conservation Ag.# 66654	-723.13
Conservation Ag.# 78189	7,811.00

VOLUME TOTAL	15,576.1	INVOICE TOTAL	\$16,466,961.27
--------------	-----------------	---------------	------------------------

This invoice was printed on 3/9/2015 at 3:48:12PM

**Monthly Billing Summary for Wheeling Services and Applicable Overcharge Calculation
Based on Actual Rates and Deliveries (not including interest)**

	Exchange Volume (AF)	Actual Charges	Overcharge Credits				Total
			System Access	System Power	Water Stewardship		
Jan-11	13,141.70	\$ 4,888,712.40	\$ (1,327,311.70)	\$ (1,235,319.80)	\$ (538,809.70)	(3,101,441.20)	
Feb-11	13,141.60	\$ 4,888,675.20	\$ (1,327,301.60)	\$ (1,235,310.40)	\$ (538,805.60)	(3,101,417.60)	
Mar-11	13,141.70	\$ 4,888,712.40	\$ (1,327,311.70)	\$ (1,235,319.80)	\$ (538,809.70)	(3,101,441.20)	
Apr-11	13,141.70	\$ 4,888,712.40	\$ (1,327,311.70)	\$ (1,235,319.80)	\$ (538,809.70)	(3,101,441.20)	
May-11	13,141.60	\$ 4,888,675.20	\$ (1,327,301.60)	\$ (1,235,310.40)	\$ (538,805.60)	(3,101,417.60)	
Jun-11	13,141.70	\$ 4,888,712.40	\$ (1,327,311.70)	\$ (1,235,319.80)	\$ (538,809.70)	(3,101,441.20)	
Jul-11	13,141.70	\$ 4,888,712.40	\$ (1,327,311.70)	\$ (1,235,319.80)	\$ (538,809.70)	(3,101,441.20)	
Aug-11	13,141.60	\$ 4,888,675.20	\$ (1,327,301.60)	\$ (1,235,310.40)	\$ (538,805.60)	(3,101,417.60)	
Sep-11	13,141.60	\$ 4,888,675.20	\$ (1,327,301.60)	\$ (1,235,310.40)	\$ (538,805.60)	(3,101,417.60)	
Oct-11	9,753.10	\$ 3,628,153.20	\$ (985,063.10)	\$ (916,791.40)	\$ (399,877.10)	(2,301,731.60)	
Nov-11	6,474.90	\$ 2,408,662.80	\$ (653,964.90)	\$ (608,640.60)	\$ (265,470.90)	(1,528,076.40)	
Dec-11	8,740.00	\$ 3,251,280.00	\$ (882,740.00)	\$ (821,560.00)	\$ (358,340.00)	(2,062,640.00)	
Subtotal	143,242.90	\$ 53,286,358.80	\$ (14,467,532.90)	\$ (13,464,832.60)	\$ (5,872,958.90)	(33,805,324.40)	
Jan-12	15,368.50	\$ 6,085,926.00	\$ (1,506,113.00)	\$ (1,398,533.50)	\$ (660,845.50)	(3,565,492.00)	
Feb-12	15,368.50	\$ 6,085,926.00	\$ (1,506,113.00)	\$ (1,398,533.50)	\$ (660,845.50)	(3,565,492.00)	
Mar-12	15,368.50	\$ 6,085,926.00	\$ (1,506,113.00)	\$ (1,398,533.50)	\$ (660,845.50)	(3,565,492.00)	
Apr-12	15,368.50	\$ 6,085,926.00	\$ (1,506,113.00)	\$ (1,398,533.50)	\$ (660,845.50)	(3,565,492.00)	
May-12	15,368.50	\$ 6,085,926.00	\$ (1,506,113.00)	\$ (1,398,533.50)	\$ (660,845.50)	(3,565,492.00)	
Jun-12	15,368.50	\$ 6,085,926.00	\$ (1,506,113.00)	\$ (1,398,533.50)	\$ (660,845.50)	(3,565,492.00)	
Jul-12	15,368.50	\$ 6,085,926.00	\$ (1,506,113.00)	\$ (1,398,533.50)	\$ (660,845.50)	(3,565,492.00)	
Aug-12	15,368.50	\$ 6,085,926.00	\$ (1,506,113.00)	\$ (1,398,533.50)	\$ (660,845.50)	(3,565,492.00)	
Sep-12	15,368.50	\$ 6,085,926.00	\$ (1,506,113.00)	\$ (1,398,533.50)	\$ (660,845.50)	(3,565,492.00)	
Oct-12	15,368.50	\$ 6,085,926.00	\$ (1,506,113.00)	\$ (1,398,533.50)	\$ (660,845.50)	(3,565,492.00)	
Nov-12	15,368.50	\$ 6,085,926.00	\$ (1,506,113.00)	\$ (1,398,533.50)	\$ (660,845.50)	(3,565,492.00)	
Dec-12	17,807.50	\$ 7,051,770.00	\$ (1,745,135.00)	\$ (1,620,482.50)	\$ (765,722.50)	(4,131,340.00)	
Subtotal	186,861.00	\$ 73,996,956.00	\$ (18,312,378.00)	\$ (17,004,351.00)	\$ (8,035,023.00)	(43,351,752.00)	
Jan-13	14,808.30	\$ 6,708,159.90	\$ (1,614,104.70)	\$ (2,443,369.50)	\$ (607,140.30)	(4,664,614.50)	
Feb-13	14,808.30	\$ 6,708,159.90	\$ (1,614,104.70)	\$ (2,443,369.50)	\$ (607,140.30)	(4,664,614.50)	
Mar-13	14,808.30	\$ 6,708,159.90	\$ (1,614,104.70)	\$ (2,443,369.50)	\$ (607,140.30)	(4,664,614.50)	
Apr-13	14,808.30	\$ 6,708,159.90	\$ (1,614,104.70)	\$ (2,443,369.50)	\$ (607,140.30)	(4,664,614.50)	
May-13	14,808.30	\$ 6,708,159.90	\$ (1,614,104.70)	\$ (2,443,369.50)	\$ (607,140.30)	(4,664,614.50)	
Jun-13	14,808.30	\$ 6,708,159.90	\$ (1,614,104.70)	\$ (2,443,369.50)	\$ (607,140.30)	(4,664,614.50)	
Jul-13	14,808.30	\$ 6,708,159.90	\$ (1,614,104.70)	\$ (2,443,369.50)	\$ (607,140.30)	(4,664,614.50)	
Aug-13	14,808.30	\$ 6,708,159.90	\$ (1,614,104.70)	\$ (2,443,369.50)	\$ (607,140.30)	(4,664,614.50)	
Sep-13	14,808.30	\$ 6,708,159.90	\$ (1,614,104.70)	\$ (2,443,369.50)	\$ (607,140.30)	(4,664,614.50)	
Oct-13	14,808.30	\$ 6,708,159.90	\$ (1,614,104.70)	\$ (2,443,369.50)	\$ (607,140.30)	(4,664,614.50)	
Nov-13	14,808.30	\$ 6,708,159.90	\$ (1,614,104.70)	\$ (2,443,369.50)	\$ (607,140.30)	(4,664,614.50)	
Dec-13	17,364.70	\$ 7,866,209.10	\$ (1,892,752.30)	\$ (2,865,175.50)	\$ (711,952.70)	(5,469,880.50)	
Subtotal	180,256.00	\$ 81,655,968.00	\$ (19,647,904.00)	\$ (29,742,240.00)	\$ (7,390,496.00)	(56,780,640.00)	
Jan-14	14,808.30	\$ 6,589,693.50	\$ (1,717,762.80)	\$ (2,147,203.50)	\$ (607,140.30)	(4,472,106.60)	
Feb-14	14,808.30	\$ 6,589,693.50	\$ (1,717,762.80)	\$ (2,147,203.50)	\$ (607,140.30)	(4,472,106.60)	
Mar-14	14,808.30	\$ 6,589,693.50	\$ (1,717,762.80)	\$ (2,147,203.50)	\$ (607,140.30)	(4,472,106.60)	
Apr-14	14,808.30	\$ 6,589,693.50	\$ (1,717,762.80)	\$ (2,147,203.50)	\$ (607,140.30)	(4,472,106.60)	
May-14	14,808.30	\$ 6,589,693.50	\$ (1,717,762.80)	\$ (2,147,203.50)	\$ (607,140.30)	(4,472,106.60)	
Jun-14	14,808.30	\$ 6,589,693.50	\$ (1,717,762.80)	\$ (2,147,203.50)	\$ (607,140.30)	(4,472,106.60)	
Jul-14	14,808.30	\$ 6,589,693.50	\$ (1,717,762.80)	\$ (2,147,203.50)	\$ (607,140.30)	(4,472,106.60)	
Aug-14	14,808.30	\$ 6,589,693.50	\$ (1,717,762.80)	\$ (2,147,203.50)	\$ (607,140.30)	(4,472,106.60)	
Sep-14	14,808.30	\$ 6,589,693.50	\$ (1,717,762.80)	\$ (2,147,203.50)	\$ (607,140.30)	(4,472,106.60)	
Oct-14	14,808.30	\$ 6,589,693.50	\$ (1,717,762.80)	\$ (2,147,203.50)	\$ (607,140.30)	(4,472,106.60)	
Nov-14	14,808.30	\$ 6,589,693.50	\$ (1,717,762.80)	\$ (2,147,203.50)	\$ (607,140.30)	(4,472,106.60)	
Dec-14	17,101.70	\$ 7,610,256.50	\$ (1,983,797.20)	\$ (2,479,746.50)	\$ (701,169.70)	(5,164,713.40)	
Sub Total	179,993.00	\$ 80,096,885.00	\$ (20,879,188.00)	\$ (26,098,985.00)	\$ (7,379,713.00)	(54,357,886.00)	
Grand Total	690,352.90	\$ 289,036,167.80	\$ (73,307,002.90)	\$ (86,310,408.60)	\$ (28,678,190.90)	(188,295,602.40)	

**Monthly Billing Summary for Wheeling Services and Applicable Overcharge Calculation
Based on Actual Rates and Deliveries (not including interest)**

2011

	Current	Corrected	Difference		
SAR	204	103	101	\$	(14,467,533)
SPR	127	33	94	\$	(13,464,833)
WSR	41	0	41	\$	(5,872,959)
Total	372	136	236	\$	(33,805,324)

2012

	Current	Corrected	Difference		
SAR	217	119	98	\$	(18,312,378)
SPR	136	45	91	\$	(17,004,351)
WSR	43	0	43	\$	(8,035,023)
Total	396	164	232	\$	(43,351,752)

2013

	Current	Corrected	Difference		
SAR	223	114	109	\$	(19,647,904)
SPR	189	24	165	\$	(29,742,240)
WSR	41	0	41	\$	(7,390,496)
Total	453	138	315	\$	(56,780,640)

2014

	Current	Corrected	Difference		
SAR	243	127	116	\$	(20,879,188)
SPR	161	16	145	\$	(26,098,985)
WSR	41	0	41	\$	(7,379,713)
Total	445	143	302	\$	(54,357,886)

MWD ACT -Sec. 135 PREFERENTIAL RIGHTS TO PURCHASE WATER - 6/30/14

MEMBER AGENCIES	Tax Collected	Others *	RTS Charges	Capacity Charge	TOTAL	% of Total **
Los Angeles County:						
Beverly Hills	\$ 48,081,648.99	\$ 322,785.59	\$ 13,592,007.61	\$ 2,484,383.96	\$ 64,480,826.15	0.97%
Burbank	39,641,732.79	1,569,597.05	15,994,935.87	2,768,116.72	59,974,382.43	0.90%
Central Basin MWD	345,939,498.59	5,261,522.42	76,930,648.16	9,674,854.08	437,806,523.25	6.61%
Compton	10,626,090.27	41,174.33	4,129,768.29	679,176.04	15,476,208.93	0.23%
Foothill MWD	31,833,056.66	28,486.12	10,835,638.64	1,951,742.60	44,648,924.02	0.67%
Glendale	51,785,509.56	551,119.15	27,589,268.43	4,384,342.68	84,310,239.82	1.27%
Las Virgenes MWD	32,669,189.82	146,425.19	22,437,587.80	3,422,218.60	58,675,421.41	0.89%
Long Beach	107,561,875.63	397,771.22	43,310,298.81	5,283,870.00	156,553,815.66	2.36%
Los Angeles	1,020,113,684.57	5,898,587.54	253,942,027.08	54,102,980.00	1,334,057,279.19	20.13%
Pasadena	47,814,106.03	93,572.34	20,083,996.52	4,801,813.44	72,793,488.33	1.10%
San Fernando	4,801,643.16	37,724.63	258,492.49	208,103.32	5,305,963.60	0.08%
San Marino	10,480,084.04	-	1,304,774.57	494,417.40	12,279,276.01	0.19%
Santa Monica	43,862,597.86	33,176.51	10,191,590.33	2,279,112.00	56,366,476.70	0.85%
Three Valleys MWD	95,842,313.73	2,777,372.22	73,091,089.86	13,983,630.00	185,694,405.81	2.80%
Torrance	48,859,376.41	283,944.38	22,794,040.59	3,362,710.00	75,300,071.38	1.14%
Upper San Gabriel MWD	195,668,403.64	2,834,994.65	17,400,163.89	4,046,460.00	219,950,022.18	3.32%
West Basin MWD	342,740,484.10	2,516,090.28	159,834,848.75	19,758,832.04	524,850,255.17	7.92%
Total - Los Angeles County	2,478,321,295.85	22,794,343.62	773,721,177.69	133,686,762.88	3,408,523,580.04	51.43%
Orange County						
Anaheim	42,019,890.95	96,293.95	22,251,522.23	4,057,030.00	68,424,737.13	1.03%
Fullerton	26,128,122.55	383,207.71	9,682,143.47	2,525,962.72	38,719,436.45	0.58%
MWD of Orange County ***	619,471,495.13	7,636,473.01	246,409,575.65	37,381,460.68	910,899,004.47	13.74%
Santa Ana	33,196,249.28	439,505.79	14,412,838.38	2,237,490.00	50,286,083.45	0.76%
Total - Orange County	720,815,757.91	8,555,480.46	292,756,079.73	46,201,943.40	1,068,329,261.50	16.12%
Riverside County						
Eastern MWD	134,444,530.41	9,657,765.62	78,979,112.19	19,573,506.61	242,654,914.83	3.66%
Western MWD	156,948,107.73	2,475,176.79	70,065,911.85	19,908,814.08	249,398,010.45	3.76%
Total - Riverside County	291,392,638.14	12,132,942.41	149,045,024.04	39,482,320.69	492,052,925.28	7.42%
Inland Empire Utilities Agency (San Bernardino County)	102,721,910.70	1,926,649.66	54,215,956.84	12,653,360.00	171,517,877.20	2.59%
SDCWA (San Diego County)	627,008,388.95	1,240,745.02	488,672,820.89	93,711,990.00	1,210,633,944.86	18.27%
Calleguas MWD (Ventura County)	147,031,353.76	1,434,353.86	109,347,378.53	19,208,895.44	277,021,981.59	4.18%
TOTAL WITHIN METROPOLITAN	\$ 4,367,291,345.31	\$ 48,084,515.03	\$ 1,867,758,437.72	\$ 344,945,272.41	\$ 6,628,079,570.47	100.00%

* Includes Service Connections and cash contributions.

** Totals may not foot due to rounding.

*** MWDOC includes preferential rights of former Coastal MWD.

Quantification Settlement Agreement Deliveries through June 2014

Fiscal Year	IID Transfer		Canal Linings		Annual Totals		Cumulative Totals	
	AF	Wheeling Charge	AF	Wheeling Charge	AF	Wheeling Charge	AF	Wheeling Charge
2004	20,000.0	\$5,060,000.00	-	\$0.00	20,000.0	\$5,060,000.00	20,000.0	\$5,060,000.00
2005	25,000.0	\$6,400,000.00	-	\$0.00	25,000.0	\$6,400,000.00	45,000.0	\$11,460,000.00
2006	35,000.0	\$9,030,000.00	-	\$0.00	35,000.0	\$9,030,000.00	80,000.0	\$20,490,000.00
2007	45,000.0	\$11,610,000.00	11,437.0	\$2,950,746.00	56,437.0	\$14,560,746.00	136,437.0	\$35,050,746.00
2008	50,000.0	\$13,400,000.00	23,124.9	\$6,181,222.20	73,124.9	\$19,581,222.20	209,561.9	\$54,631,968.20
2009	55,000.0	\$15,290,000.00	59,244.1	\$16,469,859.80	114,244.1	\$31,759,859.80	323,806.0	\$86,391,828.00
2010	65,000.0	\$20,050,000.00	79,626.0	\$24,513,252.00	144,626.0	\$44,563,252.00	468,432.0	\$130,955,080.00
2011	75,000.0	\$25,870,000.00	81,507.0	\$27,846,498.00	156,507.0	\$53,716,498.00	624,939.0	\$184,671,578.00
2012	76,639.0	\$29,790,372.00	79,964.9	\$30,679,342.80	156,603.9	\$60,469,714.80	781,542.9	\$245,141,292.80
2013	103,361.0	\$43,780,956.00	80,138.8	\$33,949,403.40	183,499.8	\$77,730,359.40	965,042.7	\$322,871,652.20
2014	100,000.0	\$44,900,000.00	80,256.0	\$36,045,169.60	180,256.0	\$80,945,169.60	1,145,298.7	\$403,816,821.80
Totals	650,000.0	\$225,181,328.00	495,298.7	\$178,635,493.80	1,145,298.7	\$403,816,821.80		

Notes: Inception activity month is December 2003. Table includes net adjustments to CY2011/2012 IID Transfer volumes and rates.

Sources: Metropolitan invoices, US Bureau of Reclamation annual Accounting Reports, Metropolitan WINS data.

Placer County Water Authority Dry-Year Transfer			
	Aug-09	Sep-09	Totals
Transfer (AF)	5,195.0	10,325.0	15,520.0
System Access Rate (SAR)	\$143	\$154	\$0
PCWA Dry-Year Transfer-Power Rate	\$181.33	\$181.33	\$0
Water Stewardship Rate (WSR)	\$25	\$41	\$0
PCWA Expenditures - Total	\$1,814,769.35	\$3,885,607.25	\$5,700,376.60

MWD ACT - Sec. 135 PREFERENTIAL RIGHTS TO PURCHASE WATER - 6/30/14

RECALCULATION

MEMBER AGENCIES	Tax Collected	Others *	RTS Charges	Capacity Charge	TOTAL	% of Total **	SDCWA		% of Recalculated
							QSA & Placer	Recalculated Total	Total **
Los Angeles County:									
Beverly Hills	\$ 48,081,648.99	\$ 322,785.59	\$ 13,592,007.61	\$ 2,484,383.96	\$ 64,480,826.15	0.97%	\$ -	\$ 64,480,826.15	0.92%
Burbank	\$ 39,641,732.79	\$ 1,569,597.05	\$ 15,994,935.87	\$ 2,768,116.72	\$ 59,974,382.43	0.90%	\$ -	\$ 59,974,382.43	0.85%
Central Basin MWD	\$ 345,939,498.59	\$ 5,261,522.42	\$ 76,930,648.16	\$ 9,674,854.08	\$ 437,806,523.25	6.61%	\$ -	\$ 437,806,523.25	6.22%
Compton	\$ 10,626,090.27	\$ 41,174.33	\$ 4,129,768.29	\$ 679,176.04	\$ 15,476,208.93	0.23%	\$ -	\$ 15,476,208.93	0.22%
Foothill MWD	\$ 31,833,056.66	\$ 28,486.12	\$ 10,835,638.64	\$ 1,951,742.60	\$ 44,648,924.02	0.67%	\$ -	\$ 44,648,924.02	0.63%
Glendale	\$ 51,785,509.56	\$ 551,119.15	\$ 27,589,268.43	\$ 4,384,342.68	\$ 84,310,239.82	1.27%	\$ -	\$ 84,310,239.82	1.20%
Las Virgenes MWD	\$ 32,669,189.82	\$ 146,425.19	\$ 22,437,587.80	\$ 3,422,218.60	\$ 58,675,421.41	0.89%	\$ -	\$ 58,675,421.41	0.83%
Long Beach	\$ 107,561,875.63	\$ 397,771.22	\$ 43,310,298.81	\$ 5,283,870.00	\$ 156,553,815.66	2.36%	\$ -	\$ 156,553,815.66	2.22%
Los Angeles	\$ 1,020,113,684.57	\$ 5,898,587.54	\$ 253,942,027.08	\$ 54,102,980.00	\$ 1,334,057,279.19	20.13%	\$ -	\$ 1,334,057,279.19	18.96%
Pasadena	\$ 47,814,106.03	\$ 93,572.34	\$ 20,083,996.52	\$ 4,801,813.44	\$ 72,793,488.33	1.10%	\$ -	\$ 72,793,488.33	1.03%
San Fernando	\$ 4,801,643.16	\$ 37,724.63	\$ 258,492.49	\$ 208,103.32	\$ 5,305,963.60	0.08%	\$ -	\$ 5,305,963.60	0.08%
San Marino	\$ 10,480,084.04	\$ -	\$ 1,304,774.57	\$ 494,417.40	\$ 12,279,276.01	0.19%	\$ -	\$ 12,279,276.01	0.17%
Santa Monica	\$ 43,862,597.86	\$ 33,176.51	\$ 10,191,590.33	\$ 2,279,112.00	\$ 56,366,476.70	0.85%	\$ -	\$ 56,366,476.70	0.80%
Three Valleys MWD	\$ 95,842,313.73	\$ 2,777,372.22	\$ 73,091,089.86	\$ 13,983,630.00	\$ 185,694,405.81	2.80%	\$ -	\$ 185,694,405.81	2.64%
Torrance	\$ 48,859,376.41	\$ 283,944.38	\$ 22,794,040.59	\$ 3,362,710.00	\$ 75,300,071.38	1.14%	\$ -	\$ 75,300,071.38	1.07%
Upper San Gabriel MWD	\$ 195,668,403.64	\$ 2,834,994.65	\$ 17,400,163.89	\$ 4,046,460.00	\$ 219,950,022.18	3.32%	\$ -	\$ 219,950,022.18	3.13%
West Basin MWD	\$ 342,740,484.10	\$ 2,516,090.28	\$ 159,834,848.75	\$ 19,758,832.04	\$ 524,850,255.17	7.92%	\$ -	\$ 524,850,255.17	7.46%
Total - Los Angeles County	\$ 2,478,321,295.85	\$ 22,794,343.62	\$ 773,721,177.69	\$ 133,686,762.88	\$ 3,408,523,580.04	51.43%	\$ -	\$ 3,408,523,580.04	48.43%
Orange County						0.00%	\$ -		
Anaheim	\$ 42,019,890.95	\$ 96,293.95	\$ 22,251,522.23	\$ 4,057,030.00	\$ 68,424,737.13	1.03%	\$ -	\$ 68,424,737.13	0.97%
Fullerton	\$ 26,128,122.55	\$ 383,207.71	\$ 9,682,143.47	\$ 2,525,962.72	\$ 38,719,436.45	0.58%	\$ -	\$ 38,719,436.45	0.55%
MWD of Orange County ***	\$ 619,471,495.13	\$ 7,636,473.01	\$ 246,409,575.65	\$ 37,381,460.68	\$ 910,899,004.47	13.74%	\$ -	\$ 910,899,004.47	12.94%
Santa Ana	\$ 33,196,249.28	\$ 439,505.79	\$ 14,412,838.38	\$ 2,237,490.00	\$ 50,286,083.45	0.76%	\$ -	\$ 50,286,083.45	0.71%
Total - Orange County	\$ 720,815,757.91	\$ 8,555,480.46	\$ 292,756,079.73	\$ 46,201,943.40	\$ 1,068,329,261.50	16.12%	\$ -	\$ 1,068,329,261.50	15.18%
Riverside County						0.00%	\$ -		
Eastern MWD	\$ 134,444,530.41	\$ 9,657,765.62	\$ 78,979,112.19	\$ 19,573,506.61	\$ 242,654,914.83	3.66%	\$ -	\$ 242,654,914.83	3.45%
Western MWD	\$ 156,948,107.73	\$ 2,475,176.79	\$ 70,065,911.85	\$ 19,908,814.08	\$ 249,398,010.45	3.76%	\$ -	\$ 249,398,010.45	3.54%
Total - Riverside County	\$ 291,392,638.14	\$ 12,132,942.41	\$ 149,045,024.04	\$ 39,482,320.69	\$ 492,052,925.28	7.42%	\$ -	\$ 492,052,925.28	6.99%
Inland Empire Utilities Agency (San Bernardino County)	\$ 102,721,910.70	\$ 1,926,649.66	\$ 54,215,956.84	\$ 12,653,360.00	\$ 171,517,877.20	2.59%	\$ -	\$ 171,517,877.20	2.44%
SDCWA (San Diego County)	\$ 627,008,388.95	\$ 1,240,745.02	\$ 488,672,820.89	\$ 93,711,990.00	\$ 1,210,633,944.86	18.27%	\$ 409,517,198.40	\$ 1,620,151,143.26	23.02%
Calleguas MWD (Ventura County)	\$ 147,031,353.76	\$ 1,434,353.86	\$ 109,347,378.53	\$ 19,208,895.44	\$ 277,021,981.59	4.18%	\$ -	\$ 277,021,981.59	3.94%
TOTAL WITHIN METROPOLITAN	\$ 4,367,291,345.31	\$ 48,084,515.03	\$ 1,867,758,437.72	\$ 344,945,272.41	\$ 6,628,079,570.47	100.00%	\$ 409,517,198.40	\$ 7,037,596,768.87	100.00%

* Includes Service Connections and cash contributions.

** Totals may not foot due to rounding.

*** MWDOC includes preferential rights of former Coastal MWD. Section X P. 2.0 10/20/14

From: Skillman, June M
Sent: Friday, June 12, 2009 7:21 AM
To: Leta Hals
Cc: Thomas, Brian G; Bennion, Sydney B; Upadhyay, Devendra N; Kostopoulos, Stathis
Subject: response to questions of June 2

Leta:

Please find attached Metropolitan's response to your questions of June 2, 2009. Thank you for your patience.

June Skillman



SDCWA-IID DR
6-2-09 summary.do..

(213) 217-6216

SDCWA/IID data request

June 2, 2009

Q 1: How has MWD's Admin Code 4401 changed over time? How can I access old versions of the code?

Metropolitan's current Administrative Code Section 4401, with the citations of when the code has been changed since 1976, is available on our website at www.mwdh2o.com under the Legal tab. Basically, this section of the Code changes every year as the rates and/or structure are changed. Obsolete sections of the Code are not archived.

The March 2002 Rate letter was provided to you in electronic format, showing the redlined version of changes to the Administrative Code made to accommodate Metropolitan's restructured rates.

Q 2: How does the current Capacity Charge relate to the Connection Maintenance Charge? What types of costs did the Connection Maintenance Charge recover? Where are these costs being recovered now?

The two charges are not related at all in the costs that they recover or their structure.

The Capacity Charge recovers the cost of providing peaking capacity on Metropolitan's distribution system. The capacity charge is levied on the maximum summer day demand placed on the system between May 1 and September 30 for a three-year calendar year period. The three-year period ending December 31, 2008 will be used to levy the Capacity Charge effective January 1, 2010 through December 31, 2010. Demand measured for the purposes of billing the Capacity Charge include all firm demand and agricultural demand, including wheeling service and exchanges. For Calendar Year 2010, the Capacity Charge is estimated to collect \$35.4 million, and is assessed at a rate of \$7,200/cfs of peak day demand.

The Connection Maintenance Charge recovered some of the direct Water System Operations field costs of maintaining service connections. The charge was assessed at a rate of \$50/cfs of measured billing flow, not to exceed \$5,000 per connection per month; the CMC collected about \$2.8 million annually. These costs are currently recovered in the System Access Rate.

Q 3: MWD has provided a detailed asset sheet to calculate capital costs under the contract calculation. How does MWD use this asset sheet? How does MWD handle this data related to replacement of assets?

Metropolitan has detailed data for all its assets in an Oracle database. The information includes original asset cost, accumulated depreciation, year in service, and net book value. Net book value is used to allocate capital costs into the eight service functions in the cost-of-service.

Metropolitan uses the Asset Replacement Planning Model created by Brown and Caldwell, to calculate the projected total Refurbishments and Replacements expenditures, and Replacement Cost New for

each asset. The Asset Replacement Planning Model is only used as an indication of projected Refurbishment and Replacement expenditures into the future.

Asset details provided to SDCWA for this data request come from the Oracle database; replacement costs come from the Asset Replacement Planning Model.

Q4: There is a dispute on whether to use MWD's Budget vs. Cost of Service Study to update the O&M cost portion of the calculation. Which is a more accurate reflection of the actual costs incurred by MWD? Which is typically more current? How often is the COS Study performed?

Metropolitan prepares its Budget and Cost of Service annually. Currently, they are prepared simultaneously, so the information that feeds into the Budget is the same information feeding into the Cost of Service. The Budget is prepared by program area, so the CRA Unit Budget includes only the direct expense items identified to the CRA program Budget, such as labor, labor additives, materials and supplies, and outside maintenance hired to perform work. When this data is fed into the Cost of Service Study, the CRA program budget is assigned to the Conveyance & Aqueduct service function. Other costs are assigned to this service function in order to fully functionalize Metropolitan's service costs. Other assigned costs include Water Systems Operations programs supporting the CRA, such as Environmental Health and Safety, Operations and Planning, Office of the Operations Manager, Support Services and Water Quality Monitoring, as well as costs from the General Manager's Office and Corporate Resources. Administrative and General costs are also apportioned to Conveyance & Aqueduct costs prior to the Allocation step. Fully allocating costs throughout the Cost of Service Study insures that Metropolitan fully recovers its costs of providing various services through its rates and charges.

The April 2009 Rate and Charges Board letter, which includes the most recently completed Cost of Service Study for FY 2009/10, is available on our website.

Q5: How does MWD view SDCWA volume and the resulting implications on power costs? What is the priority of water along the CRA?

The Agreement between Metropolitan and the SDCWA is an exchange, not a wheeling transaction. SDCWA informs Metropolitan of the contractual amounts of Conserved Water made available prior to each contract year. The Exchange Water is delivered to SDCWA by Metropolitan at Metropolitan's points of delivery to SDCWA in a like quantity as the quantity of Conserved Water that SDCWA makes available to Metropolitan. SDCWA is billed for the Conserved Water in twelve equal installments for the Contract Year at the applicable rates, including the System Access Rate, Water Stewardship Rate, System Power Rate, and Treatment Surcharge, if applicable.

Metropolitan has the right to deliver the Exchange Water utilizing facilities and delivery paths determined by Metropolitan at its sole discretion. Metropolitan has not dedicated and is not deemed or construed to have dedicated any particular facilities for delivery of the Exchange Water.

There is no priority system for deliveries of Metropolitan supplies on the CRA, particularly since Metropolitan can bank water in Lake Mead.

With regard to power costs, as an Exchange, the Conserved Water is included in conveyed water volumes that Metropolitan procures power for on the CRA. Metropolitan manages its energy resource portfolio for conveyed volumes to minimize costs. As volumes increase or decrease, the cost of the most optimal resource mix may change as well. Generally, Metropolitan has firm resources—Hoover, Parker and SCE Benefit Energy—to convey on average about 780 to 800 TAF per year. Metropolitan has some flexibility in scheduling each of these resources. When Metropolitan is in the market, we buy off-peak power, which can vary significantly in price depending on any number of factors affecting power wholesale markets.

For purposes of charging SDCWA for power needed to deliver the Exchange Water, Metropolitan applies the System Power Rate, which is currently \$110 per acre-foot.

Teitz,Warren A

From: Lambeck,Jon C
Sent: Thursday, January 14, 2010 2:05 PM
To: Acuna,Armando M
Cc: Lalla,Lori M; Sienkiewich,Andrew; Morel,Mike; Esfahani,Hamid E
Subject: RE: San Diego Union Tribune looking for info re power costs for SWP and Colorado River

Armando,

For the SWP, the total estimated power cost, both fixed and variable, to move 1.7 million acre-feet in calendar-year 2010 is \$295 million, or approximately \$174/AF.

On the CRA, the total estimated power cost, both contractual power and market purchases, to move 1.2 million acre-feet in calendar-year 2010 is \$59.9 million, or approximately \$50/AF.

Jon

From: Lalla,Lori M
Sent: Thursday, January 14, 2010 12:14 PM
To: Lambeck,Jon C
Cc: Acuna,Armando M
Subject: RE: San Diego Union Tribune looking for info re power costs for SWP and Colorado River

Hi Jon,

Debra asked if you can please email the costs (below) to Armando Acuna.

Thanks

Lori

From: Acuna,Armando M
Sent: Thursday, January 14, 2010 10:15 AM
To: Man,Debra C; Lalla,Lori M
Cc: Waade,Linda D; Neal,Christina L; Muir,Bob
Subject: RE: San Diego Union Tribune looking for info re power costs for SWP and Colorado River

Let me try this again.

From: Acuna,Armando M
Sent: Thursday, January 14, 2010 10:12 AM
To: Sass,Debra G; Lalla,Lori M
Cc: Waade,Linda D; Neal,Christina L; Muir,Bob
Subject: San Diego Union Tribune looking for info re power costs for SWP and Colorado River

Jeff asked that I refer this request to you. Reporter Mike Gardner, who is based in Sacramento, is looking for info re Met's cost for power for SWP and Colorado River. He is working on a story re how San Diego gets its water. He has interviewed Steve Arakawa in depth for this story. The cost numbers are a missing piece as his attached e-mail indicates. Mike's deadline is this afternoon.

Begin forwarded message:

From: <mike.gardner@uniontrib.com>
Date: January 13, 2010 5:24:24 PM PST
To: <rmuir@mwdh2o.com>
Subject: Gardner question

I could have sworn someone provided me with this, but I cannot find it .. How much does Met spend on power costs for the SWP and Colorado River? I have a graf that talks about power generation, but I wantto also not the costs of wheeling.. Could I get it by mid afternoon Thursday please? Thanks!

DEPARTMENT OF WATER RESOURCES

1415 NORTH STREET, P.O. BOX 942303
SACRAMENTO, CALIFORNIA 95834-2303
916 227-8571

January 5, 1998

Ms. Chris Frahm, Chairperson
San Diego County Water Authority
3211 - 5th Avenue
San Diego, California 92103

Mr. Jack Foley, Chairman
The Metropolitan Water District of Southern California
350 South Grand Avenue
Los Angeles, California 90054

SUBJECT: Suggestions Regarding Wheeling Rate

Your two agencies have now been negotiating for considerable time on conditions under which Metropolitan would wheel water that San Diego proposes to buy from Imperial Irrigation District. There have been many meetings and exchanges of information and position statements. In spite of these efforts, representatives of both agencies have expressed frustration that there is little evidence of finding common ground for bringing the matter to resolution. In addition, the Legislature and the Governor have expressed concern that successful development of California's 4.4 Plan for the Colorado River depends on early resolution of the wheeling issue.

In light of these concerns, I thought it might be helpful if I suggested an analytical framework for resolving the wheeling issue. The framework is outlined on Table I, attached, and its accompanying page of notes.

As both agencies know from our lengthy discussions, there are at least a half-dozen parameters that interplay one with another in considering wheeling. One of the difficulties has been organizing these parameters into an analytical framework that permits examination of alternative approaches. Table I is an attempt, admittedly simplified, to show how various factors can be related and balanced. In order to move the process forward I have included some suggested compromise values where appropriate.

As you can see in the Table the analysis is laid out from the viewpoint of examining what San Diego would pay for the transferred water under alternative conditions in which aqueduct space either is, or is not, available to wheel the water. There are, of course, other ways in which the wheeling issue can be looked at. One would be to treat it as a generic wheeling issue for Metropolitan and any of its member agencies. I have chosen to do it from San Diego's point of view because that is the specific problem before us. Nevertheless, I do not see anything in the analysis that would be inconsistent with a more generic analysis.


MWD2010-00264717

Ms. Chris Frahm
Mr. Jack Foley
January 5, 1998
Page Two

There are several key assumptions underlying the approach in Table I. First, arrangements need to be made to store conserved water (to the extent feasible) during periods in which the aqueduct is filled with hydrologic surpluses. I believe it makes sense for MWD to make the arrangements in terms of working with a storing entity, paying the costs and receiving the benefits. As a practical matter, MWD would undertake these storage arrangements if it did the IID deal.

Second, it is not possible right now to define precisely the Lake Mead operational criteria that will produce "hydrologic surpluses." This issue has been discussed at great length among the agency managers of California's Colorado River contractors, and to a lesser extent with representatives of the other states and the U.S. Bureau of Reclamation. The concept is that, even without a 4.4 Plan, there would be periods in which river hydrology would produce enough water to fill the Colorado River Aqueduct. This surplus condition would become the reference base for considering "as available" capacity in the aqueduct. The specific operational criteria that would result in these surpluses will take some time for the states and the Bureau of Reclamation to develop.

Third, there are several issues between SD and MWD that have been discussed within the context of the wheeling arrangements but which are not addressed herein. These include water quality, the term of the agreement, integration of the transferred supply with a regional drought management plan and governance issues.



David N. Kennedy
Director

Attachments

cc: Members, Colorado River Board

MWD2010-00264718

TABLE 1

**Illustrative Calculation - Analytical Framework for Considering Wheeling
Rate and Alternative Conditions of Space Available in the Colorado Aqueduct**

(Dollars Per Acre-foot)

	<u>Condition A</u>	<u>Condition B</u>
	Space <u>Is Not</u> Available in the	Space <u>Is</u> Available in the
	Aqueduct for IID/SD	Aqueduct for IID/SD

SD payment to IID for the conserved water	\$250	\$250
SD Payment to MWD per MWD rate schedule	\$350	0
MWD credit to SD for regional benefit - i.e. investment MWD did not have to make	\$220	
) SD pays to MWD for wheeling**	0	<div style="border: 1px solid black; border-radius: 50%; width: 30px; height: 30px; display: flex; align-items: center; justify-content: center;">\$80</div> \$50
) IID Credit to SD during Surplus Conditions	\$20	0
) Net Cost to SD	\$360	\$330

for wheeling

All values shown are rounded, ballpark approximations

For ease of comparison, MWD is assumed to provide power @ \$30/acre-foot

Notes to Table 1

- (1) The \$250 per acre-foot SD payment to IID for conserved water is an approximation based on the proposed contract between SD and IID released for public review on December 11, 1997. The actual rate is determined by a formula keyed to Metropolitan's rates.
- (2) The \$350 per acre-foot SD payment to MWD is the rate (rounded) for untreated water in MWD's current projection of its rates over the next 10 years.
- (3) The proposed credit to SD by MWD is based on the assumption that MWD would have had to do a comparable IID conservation/transfer agreement as a component of the 4.4 Plan, if San Diego had not. Also, by SD arranging for this block of water to meet its needs, MWD does not have to develop this amount of new supply in its overall water supply program. The suggested value of \$220 per acre-foot is a little more than MWD's most recent estimate of what it would have to pay IID for such an agreement, \$208. Obviously, there is disagreement between MWD and both SD and IID on this value. My suggestion of \$220 is simply an attempt to compromise this issue.
- (4) The wheeling rate of \$80 per acre-foot is a suggested compromise between various rates advocated by MWD and SD over the course of the discussions. It takes into account Metropolitan's fixed system costs and the regional benefits provided by San Diego bringing conserved IID water to the region.
- (5) The proposed credit by IID to SD of \$20 per acre-foot during periods in which hydrologic surplus water fills the aqueduct is a suggested variation of a term in the IID/SD agreement. That term provides IID will contribute to costs of storing conserved water during periods of surplus.
- (6) The net costs to SD, shown for Conditions A and B, indicate that during periods in which there is surplus water (no space in the aqueduct for SD's water), its net cost of water will be greater than MWD's rate and, conversely, during periods in which space is available, SD's net water cost will be less than MWD's rate. Since there is no way of knowing what the conditions of hydrologic surplus will turn out to be, there are some upside and downside risks for both agencies in the ultimate distribution of costs and benefits.

**THE
METROPOLITAN WATER DISTRICT
OF SOUTHERN CALIFORNIA**



**ANNUAL REPORT
2011**

Colorado River Resources

After a historic dry spell, hydrologic and storage conditions improved significantly in the Colorado River Basin during FY 2010/11, with increased deliveries on the Colorado River Aqueduct. Acquisitions and exchanges made possible by the 2003 Quantification Settlement Agreement continued in FY 2010/11. The QSA established water use limits for Imperial Irrigation District and Coachella Valley Water District, and provides the means for Metropolitan to acquire water to augment its basic annual apportionment of Colorado River water. Metropolitan conveyed 1,002,786 AF in its Colorado River Aqueduct during this fiscal year, including the exchange of 156,537 AF of conserved water acquired by San Diego County Water Authority. Of water resulting from the All-American and Coachella Canal lining projects, 16,000 AF was used by Metropolitan during the fiscal year with the remaining amount exchanged with SDCWA. Metropolitan's diversion included 272,583 AF of water not needed by the higher priority agricultural users. Figure 3-2 illustrates water conveyed annually in the aqueduct since calendar year 2000, including supplies above the basic apportionment.

Below-average runoff in the water year ending Sept. 30, 2010, capped off the driest 11-year period on record, resulting in Lake Mead storage reaching its lowest level in November since the initial filling of the reservoir in the 1930s. Subsequently, above average precipitation over the Upper Colorado River Basin has resulted in projected 2011 April through July unregulated inflow to Lake Powell of approximately 160 percent of normal. Storage in Lake Mead is projected to exceed 14.7 million acre-feet by the end of the calendar year for an increase of nearly 4.5 MAF from December 2010. While conditions have improved, the Bureau of Reclamation has not made surplus water available. In response, Metropolitan continued to pursue supplies from storage and acquisition programs to help meet demands. Figure 3-3 shows the storage levels of lakes Mead and Powell, which highlights impacts of dry conditions through 2010.

During this fiscal year, Metropolitan also took advantage of water management agreements negotiated in 2007 that allow agencies to develop and store new water supplies in Lake Mead. As of June 30, 2010, Metropolitan had 263,614 AF of storage in Lake Mead due to its funding participation in the Drop 2 Reservoir Project (also known as Brock Reservoir) and the Yuma Desalting Plant Pilot Run, both of which help conserve water previously lost from the system, and water saved from fallowing in the Palo Verde Valley.

Water Supply Acquisitions, Storage and Exchanges

In calendar year 2010, Metropolitan obtained 97,000 AF from its agricultural conservation program with IID, while an additional 116,310 AF was made available from Metropolitan's land-fallowing agreements with farmers in the Palo Verde Valley. An additional 32,304 AF was made available from short-term emergency fallowing program with farmers in the Palo Verde Valley.



Metropolitan collaborated on the Fallbrook Public Utility District Water Recycling Project.

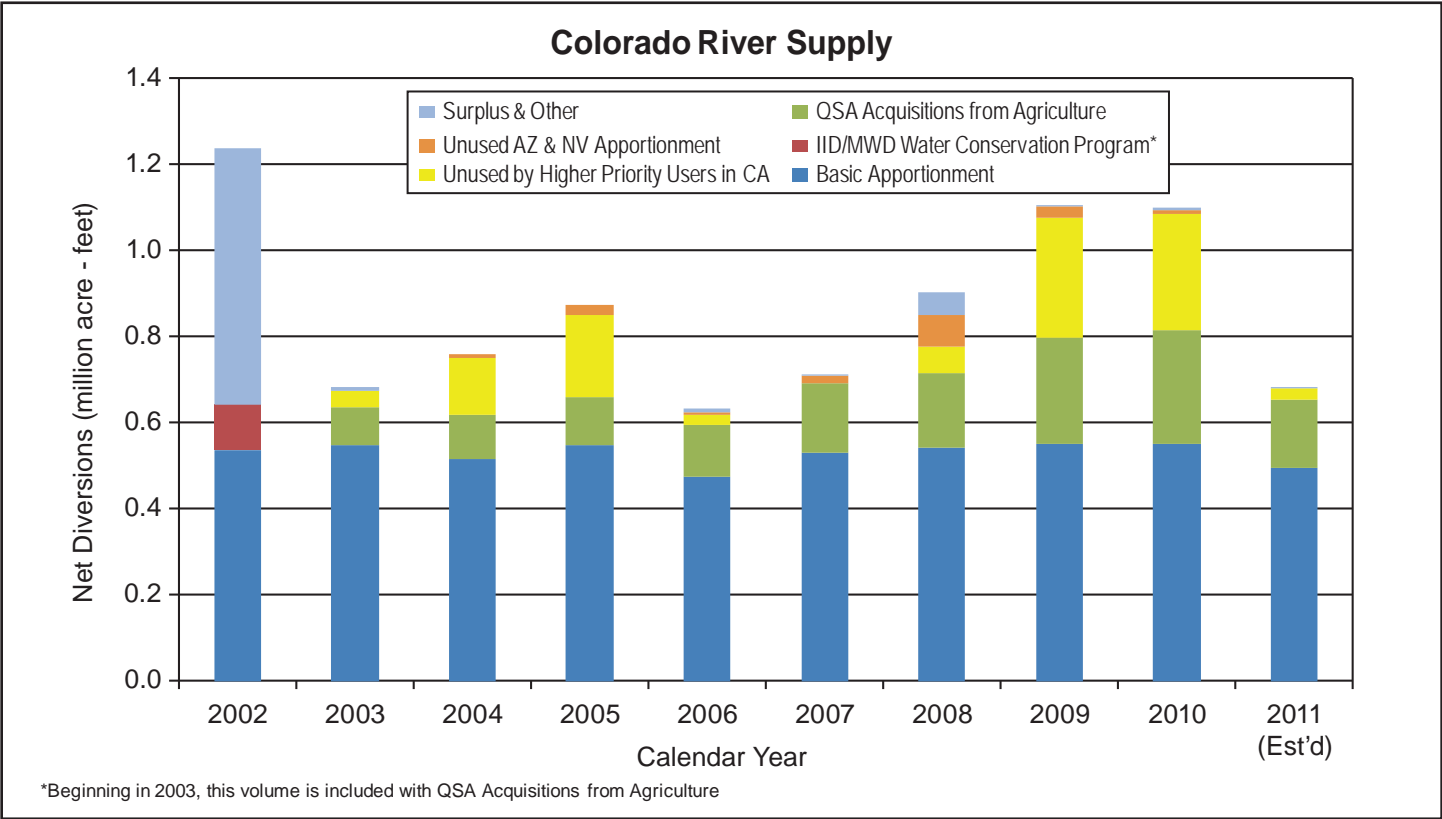


Figure 3-2. Colorado River Supply

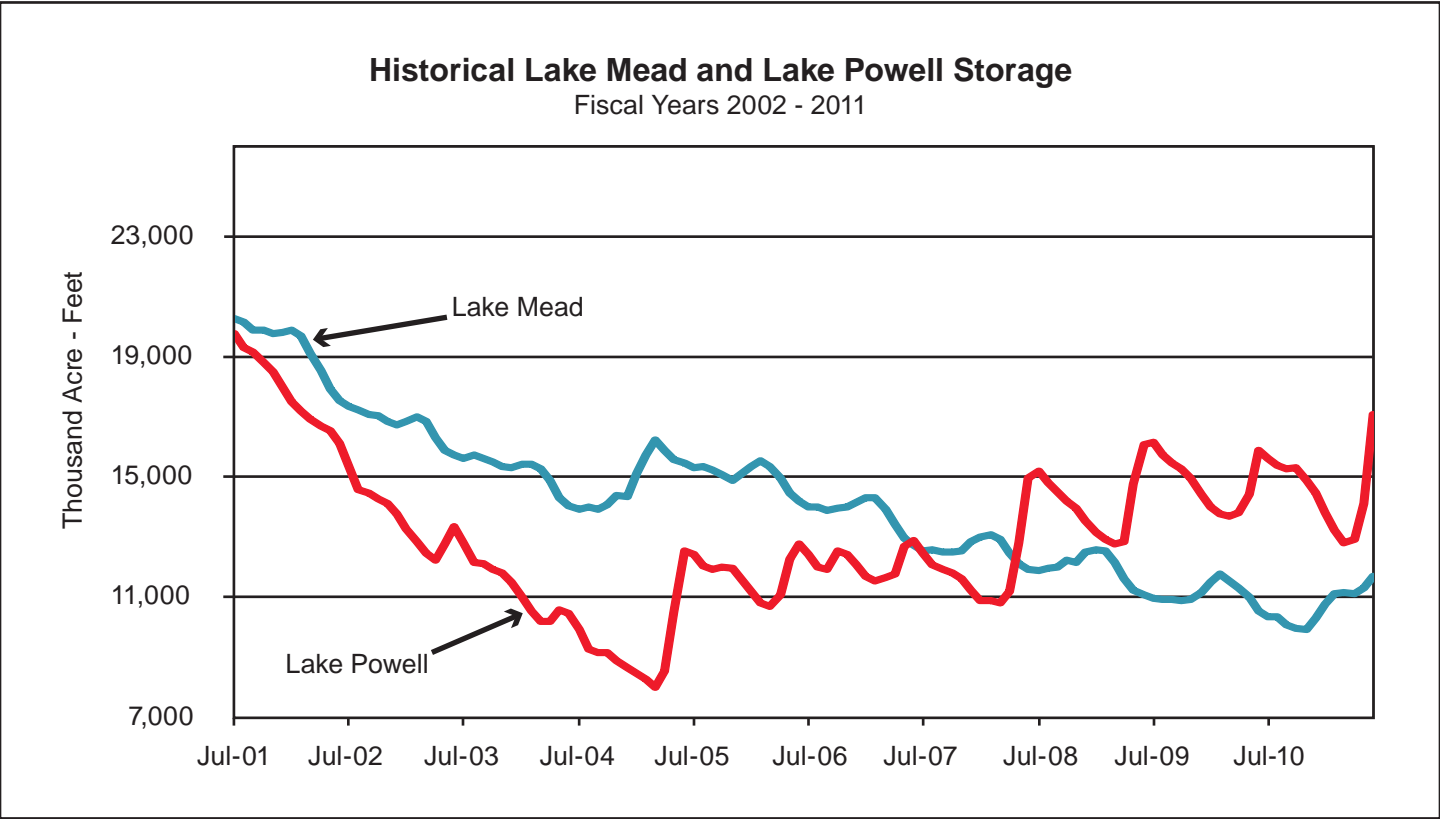


Figure 3-3. Historical Lake Mead & Lake Powell Storage

Local Resources

Water Recycling and Groundwater Recovery

Water recycling and groundwater recovery constitute important elements of the region's diverse local resource portfolio and help improve water supply reliability. Metropolitan provides financial incentives under its Local Resources Program for development and use of recycled water and recovered groundwater. The LRP provides up to \$250 per acre-foot of water produced from new projects that expand regional water recycling and groundwater recovery. Eighty-five contracted water recycling and groundwater recovery projects are expected to collectively produce about 400,000 AF per year once fully implemented. Since inception of the LRP in 1982, Metropolitan has provided about \$370 million for production of about 2.0 MAF of recycled water and recovered groundwater.

During FY 2010/11, Metropolitan provided \$34 million for the development of 205,000 AF of recycled water and recovered groundwater in its service area. Combined with Metropolitan-funded projects, the region as a whole used about 335,000 AF of recycled water (Fig. 3-4), and about 90,000 AF of recovered groundwater (Fig. 3-5). Three new LRP incentive agreements are expected to produce up to 3,600 AF per year collectively, once fully implemented.

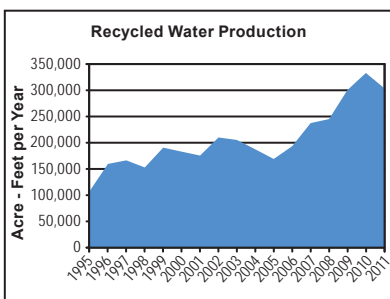


Figure 3-4

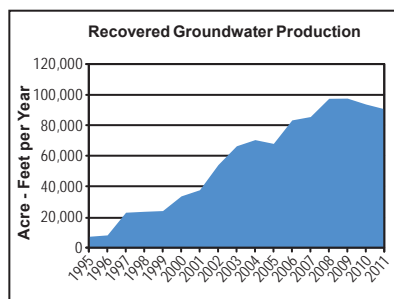


Figure 3-5

Solar Power Energy Production

Metropolitan has two solar photovoltaic energy facilities. The facility at the Skinner plant is rated at one megawatt and the DVL Visitor Center facility is rated at 520 kilowatts. During FY 2010/11, the Skinner plant produced 2,350 megawatt-hours of energy and the visitor center produced 554,000 kilowatt-hours of energy. The energy is used to offset retail energy use at the two locations.

Colorado River Aqueduct Power

In FY 2010/11, Metropolitan pumped more than 1 million AF through the Colorado River Aqueduct, requiring 1.97 billion kilowatt-hours of electricity. The energy demands for FY 2010/11 required purchasing about 584 million kilowatt-hours from the energy market at a cost of \$24 million, or 4.1 cents per kilowatt-hour. Energy costs for pumping Colorado River water are shown in Table 4-11. The current and historical energy resources used to meet CRA water delivery energy requirements are shown in Table 4-12 and Figures 4-11 and 4-12.

TABLE 4-11
ENERGY COST FOR PUMPING
COLORADO RIVER WATER
Fiscal Year 2010/11

Energy Source	Cost (\$)
Hoover Power Plant	18,393,443
Parker Power Plant	4,533,650
Supplemental Energy Purchases/Sales ¹	23,836,069
Exchange (Edison & DWR) ²	0
Colorado River Water Pumping Revenue ³	(1,014,768)
Benefit Energy and Exchange Surcharge ⁴	13,972
Reduction in Energy Surcharge ⁵	(51,090)
TOTAL	45,711,276

Notes:

¹ Supplemental Energy Purchases/Sales. A negative number indicates the net cost of supplemental energy was revenue to Metropolitan.

² Cost of exchanging energy with another utility.

³ Payments received for energy costs associated with moving non-Metropolitan water on the CRA

⁴ Tax paid to State of California for Edison Benefit and Exchange energy.

⁵ Reduction in tax due to transmission losses and small hydro generation.

TABLE 4-12
METROPOLITAN'S HISTORICAL CRA ELECTRIC ENERGY USE
 Kilowatt Hours

	Hoover	Parker	Edison Benefit ¹	Edison Exchange ²	DWR Exchange ²	Edison & DWR Exchange & Edison Benefit	Supplemental Energy Purchases/Sales ³	Total
1987/88*	1,432,001,000	290,400,000	216,981,190	1,764,000	0	218,745,190	832,498,639	2,773,644,829
1988/89	1,231,206,000	237,142,000	215,485,363	(27,764,000)	0	187,721,363	735,276,330	2,391,345,693
1989/90	1,205,476,000	230,545,000	219,139,828	24,777,000	0	243,916,828	754,629,485	2,434,567,313
1990/91	1,130,155,000	223,831,000	221,837,010	13,298,000	0	235,135,010	871,799,953	2,460,920,963
1991/92	1,086,888,000	206,513,000	210,490,214	16,145,000	0	226,635,214	891,296,400	2,411,332,614
1992/93	966,614,000	182,606,000	208,800,738	(28,220,000)	0	180,580,738	1,035,586,974	2,365,387,712
1993/94	1,256,009,000	214,961,000	199,304,945	(16,175,000)	0	183,129,945	914,591,730	2,568,691,675
1994/95	1,166,517,000	217,365,000	186,648,325	(88,977,000)	0	97,671,325	680,044,352	2,161,563,677
1995/96	1,357,937,000	237,627,000	286,971,075	(32,150,000)	0	254,821,075	401,318,041	2,251,703,116
1996/97	1,292,375,000	243,993,000	253,134,785	47,302,000	0	300,436,785	595,050,513	2,431,855,298
1997/98	1,370,317,000	302,069,000	200,076,045	90,000,000	(123,316,955)	166,759,090	327,992,313	2,167,137,403
1998/99	1,411,403,000	297,219,000	212,312,000	13,490,000	108,417,736	334,219,736	329,691,494	2,372,533,230
1999/00	1,392,515,000	262,383,000	263,326,907	(26,405,000)	3,967,942	240,889,849	646,961,000	2,542,748,849
2000/01	1,311,068,000	243,647,000	173,785,599	21,586,000	0	195,371,599	788,937,000	2,539,023,599
2001/02	1,322,037,000	241,048,000	199,205,189	(54,931,000)	0	144,274,189	804,044,166	2,511,403,355
2002/03	1,193,682,000	230,871,000	284,085,067	50,371,800	(162,807,504)	171,649,363	232,051,017	1,828,253,380
2003/04	1,179,118,000	229,886,000	164,721,756	(61,823,800)	105,280,095	208,178,051	(141,923,768)	1,475,258,283
2004/05	931,893,000	198,606,000	381,481,989	18,022,000	5,059,196	404,563,185	(39,632,380)	1,495,429,805
2005/06	1,158,901,000	212,687,000	405,612,265	(116,265,000)	37,054,891	326,402,156	74,465,049	1,772,455,205
2006/07	1,143,870,000	229,881,000	387,630,441	(38,400,000)	68,876	349,299,317	(421,365,512)	1,301,684,805
2007/08	1,117,068,000	217,106,000	431,283,980	70,272,000	0	501,555,980	(250,140,000)	1,585,589,980
2008/09	1,075,217,000	223,056,000	260,209,614	90,363,000	0	350,572,614	371,765,025	2,020,610,639
2009/10	994,222,000	195,063,000	233,871,837	21,870,000	0	255,741,837	595,894,000	2,040,920,837
2010/11	1,094,130,000	225,236,000	227,004,084	(160,574,000)	0	66,430,084	583,972,000	1,969,768,084

Notes:

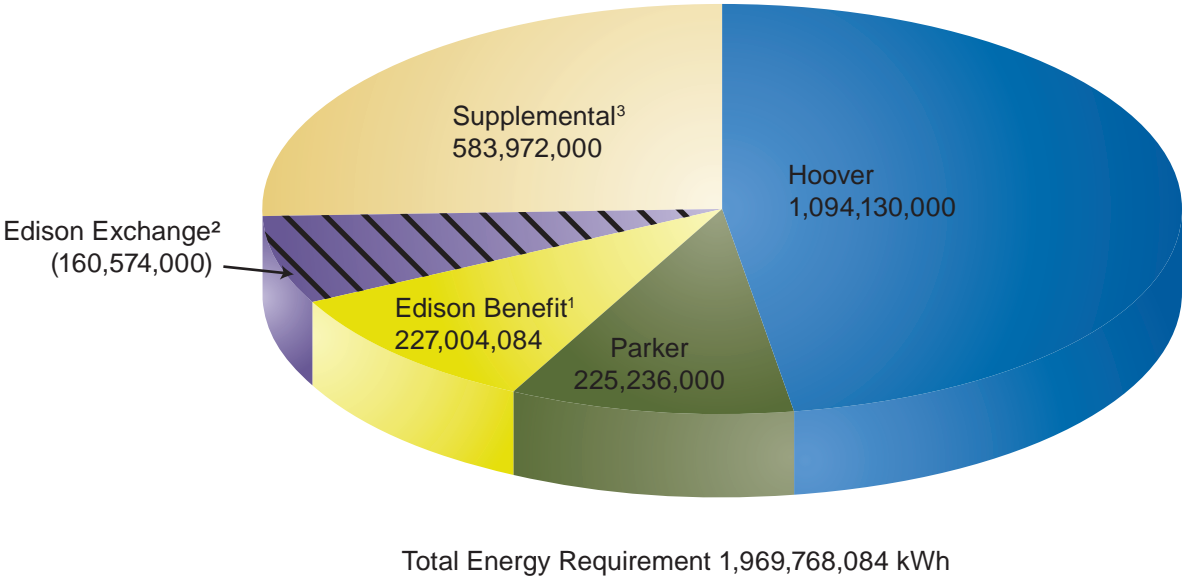
* Includes June 1987 data

1 Energy provided by Edison at no cost pursuant to 1987 Service and Interchange Agreement.

2 Energy exchanged with SCE. Negative number indicates net energy banked with SCE.

Positive number indicates net energy received from SCE. These numbers represent what is in the Exchange Balance as of June 30.

3 Supplemental Energy Purchases/Sales. A negative number indicates that the net amount of supplemental energy was sold to other utilities.



Notes:
¹ Energy provided by Edison at no cost pursuant to 1987 Service and Interchange Agreement.
² Energy exchanged with SCE. Negative number indicates net energy banked with SCE. Positive number indicates net energy received from SCE.
³ Supplemental Energy Purchases/Sales. A negative number indicates that the net amount of supplemental energy was sold to other utilities.

*Figure 4-11. Metropolitan's CRA Electric Energy Use (kWh)
Fiscal Year 2010/11*

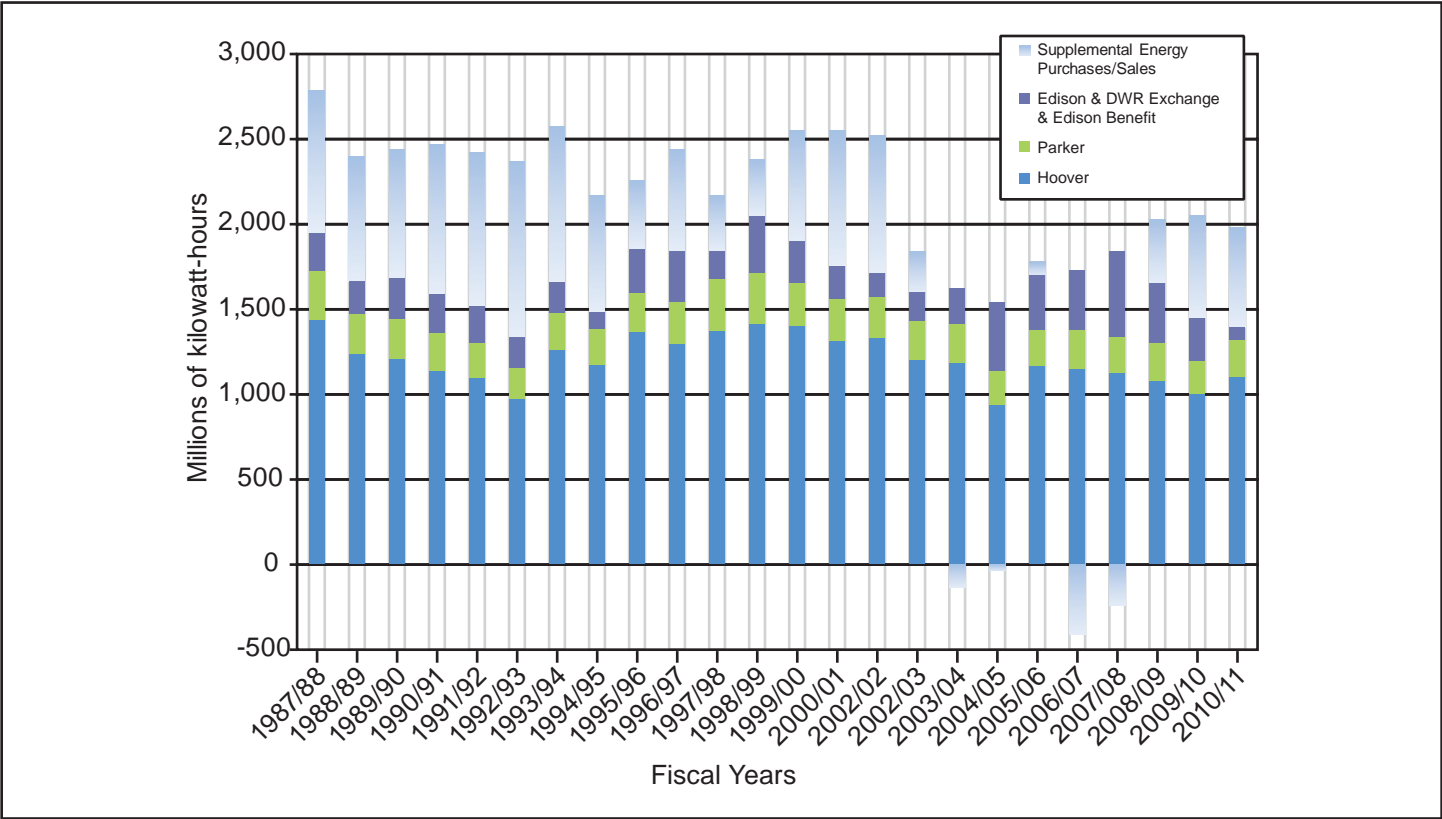


Figure 4-12. CRA Energy Mix 1987 to 2011

**THE
METROPOLITAN WATER DISTRICT
OF SOUTHERN CALIFORNIA**



**ANNUAL REPORT
2012**

Kern Delta/Metropolitan Water Management Program

In May 2003, Metropolitan entered into an agreement with the Kern Delta Water District. This program allows Metropolitan to store up to 250,000 AF and retrieve up to 50,000 AF per year. During FY 2011/12, Metropolitan delivered 58,677 AF before losses to storage. The total water in storage on June 30, 2012 was 135,907 AF.

Mojave/Metropolitan Demonstration Water Exchange Program

In October 2003, Metropolitan entered into a demonstration agreement with Mojave Water Agency. The agreement allows for the exchange of SWP water on the basis of one acre-foot of return water for each acre-foot of water previously delivered to Mojave. In July 2011, the board authorized an amendment to the program that extended the term to 2035 and reduced program costs. During FY 2011/12, Metropolitan delivered 39,104 AF to storage. Metropolitan also reclassified water from FY 2010/11 that increased storage by an additional 5,944 AF. The total water remaining in the exchange account on June 30, 2012 was 45,048 AF.

Water Transfers and Exchanges

Due to wet hydrologic conditions, which resulted in a final 2011 SWP allocation of 80 percent and an initial 2012 SWP allocation of 60 percent, Metropolitan did not pursue any SWP water transfers and exchanges in FY 2011/12. In a November 2011 report to the board, staff focused on the role water transfers and exchanges played in allowing Metropolitan and other California water users to respond to the recent drought.

Colorado River Resources

After above-normal snowfall during the 2011 water year, the Colorado River Basin returned to dry conditions, with runoff into Lake Powell measuring well below average. Once again during FY 2011/12, no surplus was available to Metropolitan, and California was limited to its basic apportionment of 4.4 MAF. Acquisitions and exchanges made possible by the 2003 Quantification Settlement Agreement continued in the fiscal year. The Quantification Settlement

Agreement established water use limits for Imperial Irrigation District and Coachella Valley Water District, and provides the means for Metropolitan to acquire water to augment its basic annual apportionment of Colorado River water. Metropolitan conveyed 721,293 AF in its Colorado River Aqueduct during this fiscal year. Metropolitan also took advantage of water management agreements negotiated in 2007 that allow agencies to develop and store new water supplies in Lake Mead as intentionally created surplus. As of December 2011, Metropolitan has 434,836 AF of intentionally created surplus stored in Lake Mead. Metropolitan projects a total storage balance of approximately 530,000 AF in Lake Mead by the end of calendar year 2012. Figure 3-2 illustrates annual water supplies managed through the Colorado River system. These supplies include diversions into Metropolitan's service area and water stored or exchanged outside Metropolitan's service area, including intentionally created surplus supplies since calendar year 2002.

Above-average runoff in the water year ending Sept. 30, 2011 resulted in Lake Mead storage rebounding from 9.9 MAF in November 2010 (its lowest level since the initial filling of the reservoir in the 1930s), to its highest level during the fiscal year of 15.0 MAF in January 2012. Precipitation in the 2012 water year was well below average, resulting in a projected 2012 April through July unregulated inflow to Lake Powell of approximately 28 percent of normal, the third lowest on record. Lake Mead storage is projected to drop to 13.0 MAF at the end of the 2012 water year. Figure 3-3 shows the storage levels of lakes Mead and Powell, which highlights impacts of dry conditions through 2012.

Water Supply Acquisitions, Storage and Exchanges

In calendar year 2011, Metropolitan obtained 99,940 AF from its agricultural conservation program with IID, while an additional 122,216 AF was made available from Metropolitan's land fallowing agreements with farmers in the Palo Verde Valley. In addition, 143,243 AF were delivered by San Diego County Water Authority for exchange, consisting of 63,278 AF of IID conservation plus 79,965 AF of conserved water from the Coachella Canal and All-American Canal lining projects, which was conveyed through the Colorado River Aqueduct. The lining projects also produced 16,000 AF that was used by Metropolitan.

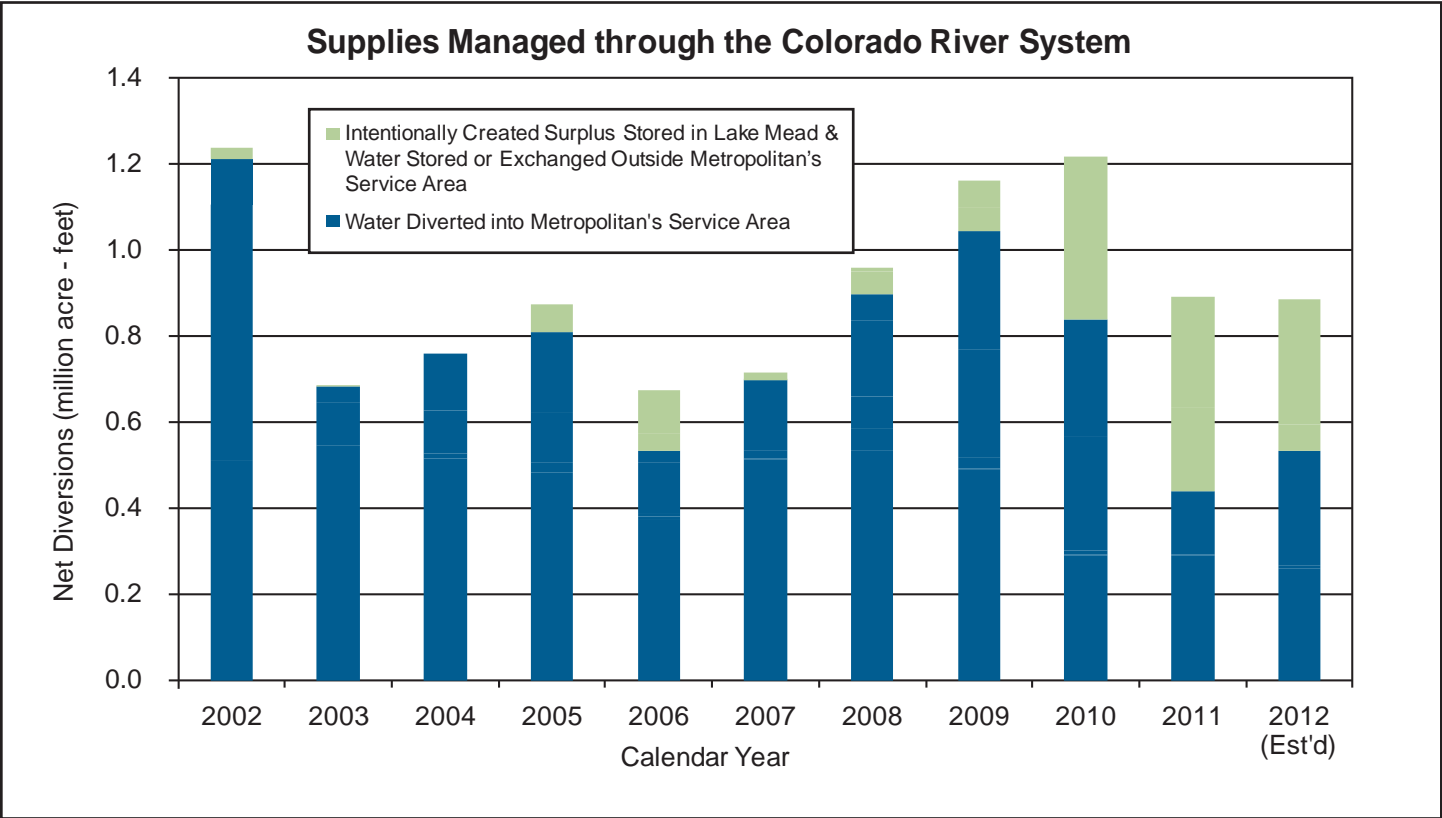


Figure 3-2. Supplies Managed through the Colorado River System

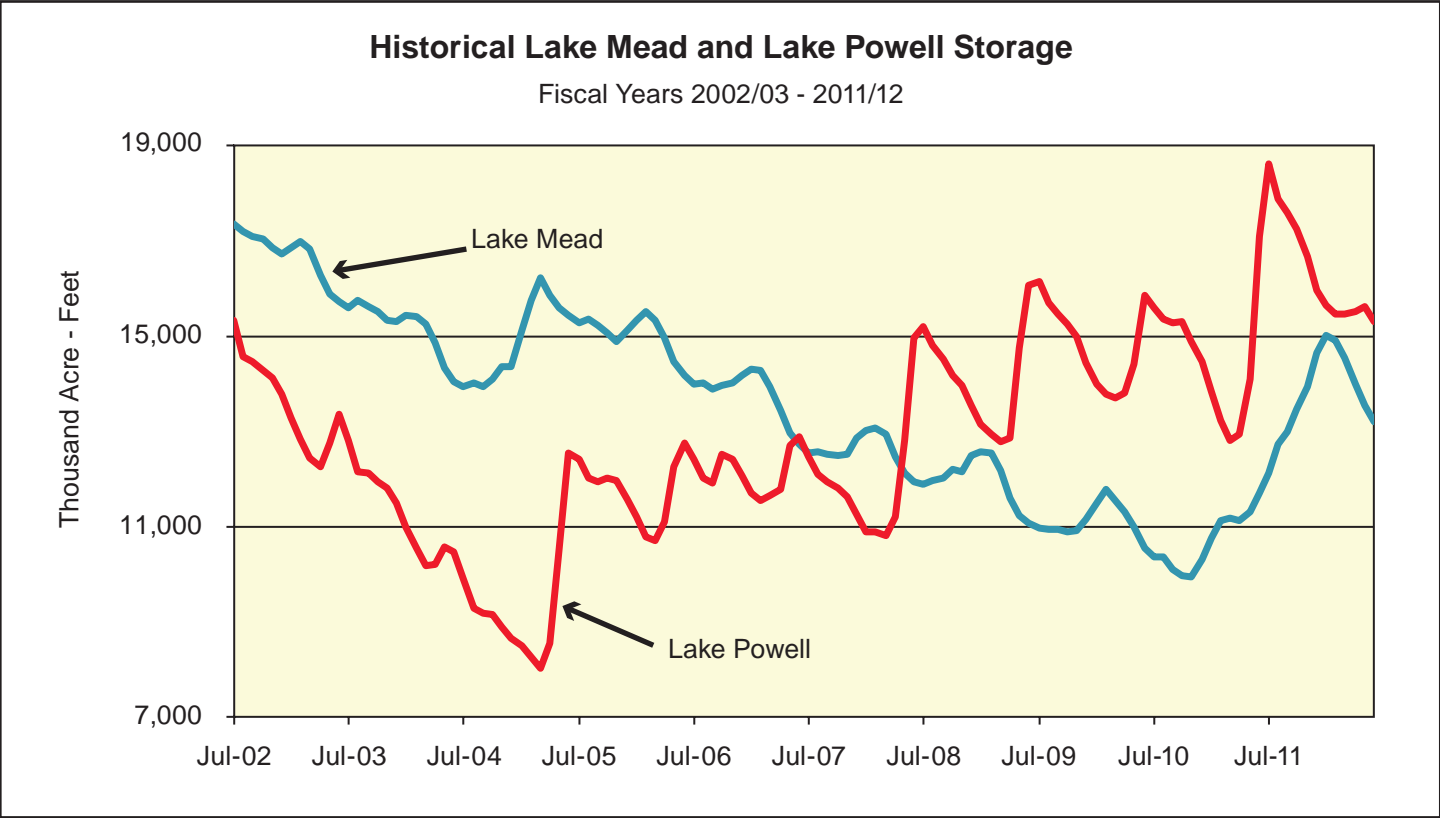


Figure 3-3. Historical Lake Mead & Lake Powell Storage

approximately three times greater than if the generation had been sold as standard energy at market prices.

Solar Power Energy Production

Metropolitan has two solar photovoltaic energy facilities. The facility at the Skinner plant is rated at one megawatt and the Diamond Valley Lake Visitor Center facility is rated at 520 kilowatts. During FY 2011/12, the Skinner plant produced 2,118 megawatt-hours of energy and the visitor center produced 599,000 kilowatt-hours of energy. The energy is used to offset retail energy use at the two locations.

Colorado River Aqueduct Power

In FY 2011/12, Metropolitan pumped more than 700,000 AF through the Colorado River Aqueduct, requiring 1.42 billion kilowatt-hours of electricity. The energy demands for FY 2011/12 required purchasing about 34 million kilowatt-hours from the energy market. Energy costs for pumping Colorado River water are shown in Table 4-10. The current and historical energy resources used to meet CRA water delivery energy requirements are shown in Table 4-11 and Figures 4-11 and 4-12.

TABLE 4-10
ENERGY COST FOR PUMPING
COLORADO RIVER WATER
Fiscal Year 2011/12

Energy Source	Cost (\$)
Hoover Power Plant	20,113,155
Parker Power Plant	3,708,694
Supplemental Energy Purchases/Sales ¹	6,916,235
Exchange (Edison & DWR) ²	0
Colorado River Water Pumping Revenue ³	(909,871)
Benefit Energy and Exchange Surcharge ⁴	619
Reduction in Energy Surcharge ⁵	(53,550)
TOTAL	29,775,282

Notes:

¹ Supplemental Energy Purchases/Sales. A negative number indicates the net cost of supplemental energy was revenue to Metropolitan.

² Cost of exchanging energy with another utility.

³ Payments received for energy costs associated with moving non-Metropolitan water on the CRA.

⁴ Tax paid to State of California for Edison Benefit and Exchange energy.

⁵ Reduction in tax due to transmission losses and small hydro generation

TABLE 4-11
METROPOLITAN'S HISTORICAL CRA ELECTRIC ENERGY USE
 Kilowatt Hours

	Hoover	Parker	Edison Benefit ¹	Edison Exchange ²	DWR Exchange ²	Edison & DWR Exchange & Edison Benefit	Supplemental Energy Purchases/Sales ³	Total
1987/88*	1,432,001,000	290,400,000	216,981,190	1,764,000	0	218,745,190	832,498,639	2,773,644,829
1988/89	1,231,206,000	237,142,000	215,485,363	(27,764,000)	0	187,721,363	735,276,330	2,391,345,693
1989/90	1,205,476,000	230,545,000	219,139,828	24,777,000	0	243,916,828	754,629,485	2,434,567,313
1990/91	1,130,155,000	223,831,000	221,837,010	13,298,000	0	235,135,010	871,799,953	2,460,920,963
1991/92	1,086,888,000	206,513,000	210,490,214	16,145,000	0	226,635,214	891,296,400	2,411,332,614
1992/93	966,614,000	182,606,000	208,800,738	(28,220,000)	0	180,580,738	1,035,586,974	2,365,387,712
1993/94	1,256,009,000	214,961,000	199,304,945	(16,175,000)	0	183,129,945	914,591,730	2,568,691,675
1994/95	1,166,517,000	217,365,000	186,648,325	(88,977,000)	0	97,671,325	680,010,352	2,161,563,677
1995/96	1,357,937,000	237,627,000	286,971,075	(32,150,000)	0	254,821,075	401,318,041	2,251,703,116
1996/97	1,292,375,000	243,993,000	253,134,785	47,302,000	0	300,436,785	595,050,513	2,431,855,298
1997/98	1,370,317,000	302,069,000	200,076,045	90,000,000	(123,316,955)	166,759,090	327,992,313	2,167,137,403
1998/99	1,411,403,000	297,219,000	212,312,000	13,490,000	108,417,736	334,219,736	329,691,494	2,372,533,230
1999/00	1,392,515,000	262,383,000	263,326,907	(26,405,000)	3,967,942	240,889,849	646,961,000	2,542,748,849
2000/01	1,311,068,000	243,647,000	173,785,599	21,586,000	0	195,371,599	788,937,000	2,539,023,599
2001/02	1,322,037,000	241,048,000	199,205,189	(54,931,000)	0	144,274,189	804,044,166	2,511,403,355
2002/03	1,193,682,000	230,871,000	284,085,067	50,371,800	(162,807,504)	171,649,363	232,051,017	1,828,253,380
2003/04	1,179,118,000	229,886,000	164,721,756	(61,823,800)	105,280,095	208,178,051	(141,923,768)	1,475,258,283
2004/05	931,893,000	198,606,000	381,481,989	18,022,000	5,059,196	404,563,185	(39,632,380)	1,495,429,805
2005/06	1,158,901,000	212,687,000	405,612,265	(116,265,000)	37,054,891	326,402,156	74,465,049	1,772,455,205
2006/07	1,143,870,000	229,881,000	387,630,441	(38,400,000)	68,876	349,299,317	(421,365,512)	1,301,684,805
2007/08	1,117,068,000	217,106,000	431,283,980	70,272,000	0	501,555,980	(250,140,000)	1,585,589,980
2008/09	1,075,217,000	223,056,000	260,209,614	90,363,000	0	350,572,614	371,765,025	2,020,610,639
2009/10	994,222,000	195,063,000	233,871,837	21,870,000	0	255,741,837	595,894,000	2,040,920,837
2010/11	1,094,130,000	225,236,000	227,004,084	(160,574,000)	0	66,430,084	583,972,000	1,969,768,084
2011/12	1,165,206,000	214,680,000	35,860,567	(33,725,000)	0	2,135,567	33,603,000	1,415,624,567

Notes:

* Includes June 1987 data

1 Energy provided by Southern California Edison (Edison) at no cost pursuant to 1987 Service and Interchange Agreement.

2 Energy exchanged with Edison. Negative number indicates net energy banked with Edison.

Positive number indicates net energy received from Edison. These numbers represent what is in the Exchange Balance as of June 30.

3 Supplemental Energy Purchases/Sales. A negative number indicates that the net amount of supplemental energy was sold to other utilities.

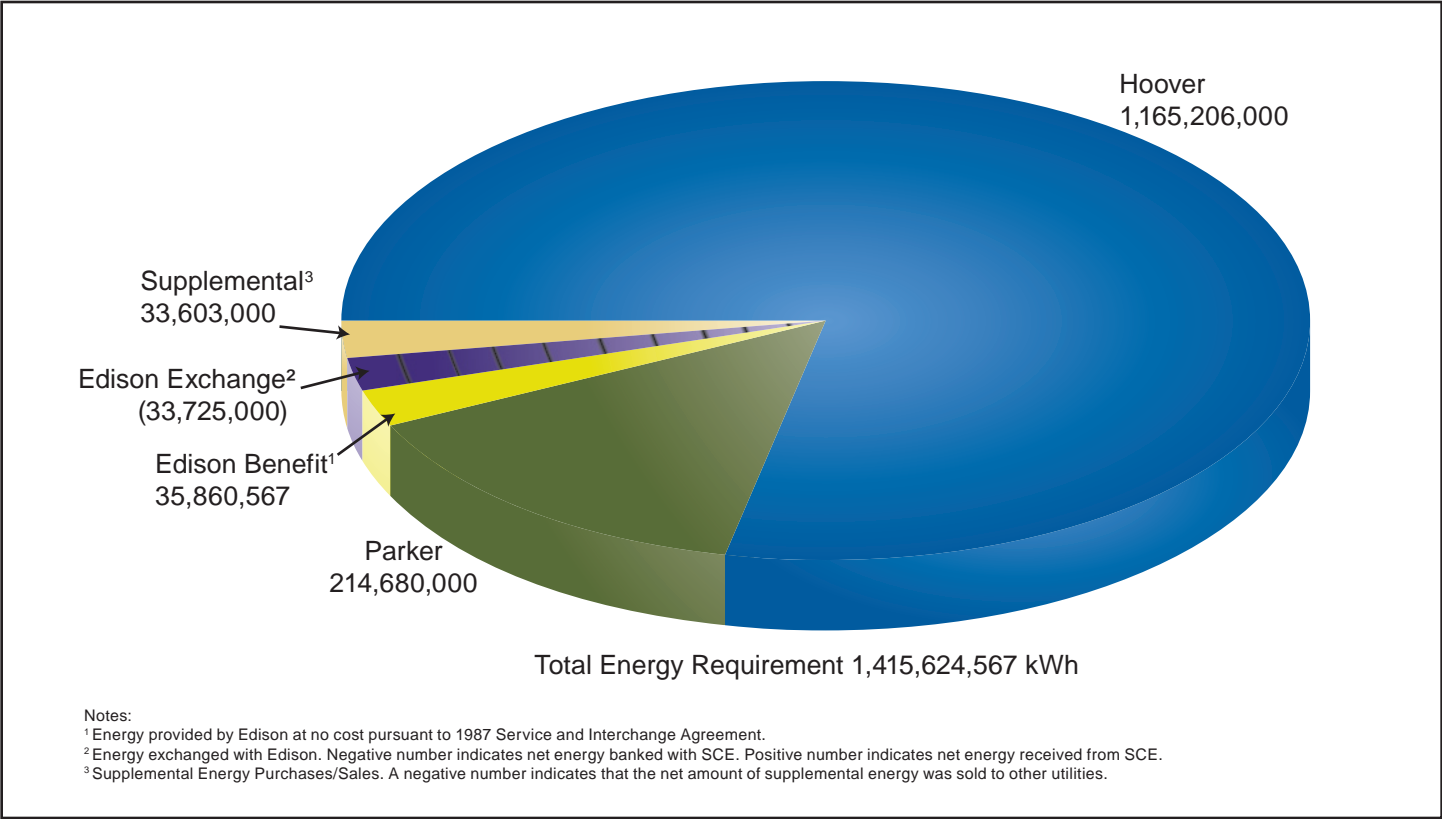


Figure 4-11. Metropolitan's CRA Electric Energy Use (kWh)
Fiscal Year 2011/12

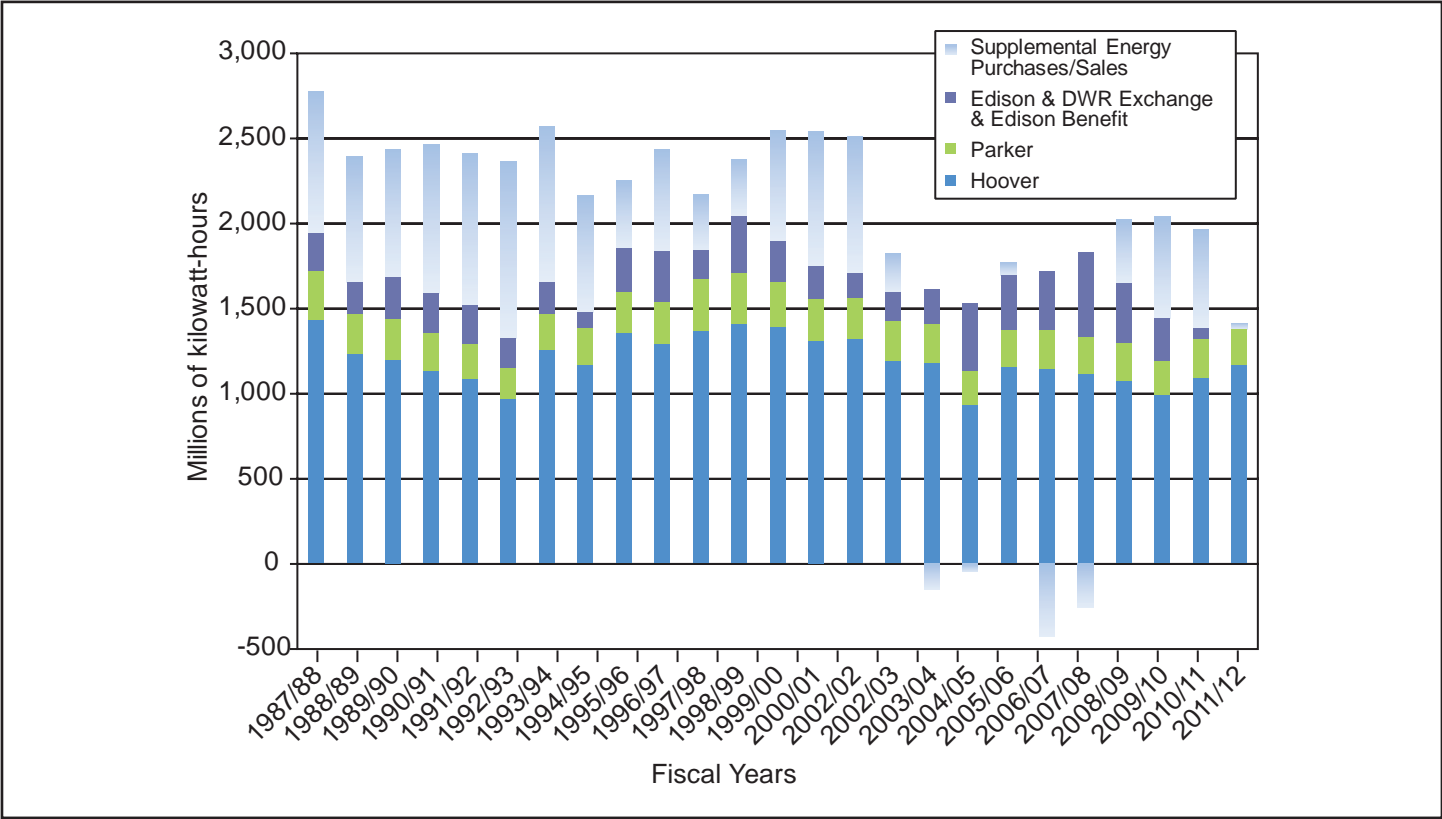


Figure 4-12. CRA Energy Mix 1988 to 2012

**THE METROPOLITAN WATER DISTRICT
OF SOUTHERN CALIFORNIA**

ANNUAL REPORT FOR THE FISCAL YEAR

July 1, 2012 to June 30, 2013



LOS ANGELES, CALIFORNIA
2013

Kern Delta/Metropolitan Water Management Program

A May 2003 agreement with the Kern Delta Water District allows Metropolitan to store up to 250,000 AF in the groundwater basin underlying Kern-Delta and retrieve up to 50,000 AF per year. During FY 2012/13, Metropolitan delivered 47,385 AF to storage before losses. The total water in storage on June 30, 2013 was 178,013 AF.

Mojave/Metropolitan Water Storage Program

In October 2003, Metropolitan entered into a demonstration agreement with Mojave Water Agency. The agreement allows for the exchange of SWP water on the basis of one acre-foot of return water for each acre-foot of water previously delivered to Mojave. In July 2011, the agreement was amended to extend the term to 2035 and reduced program costs. During FY 2012/13, Metropolitan delivered 14,573 AF to storage and recovered 2,957 AF. The total water remaining in the exchange account on June 30, 2013 was 57,110 AF.

Water Transfers and Exchanges

Due to favorable hydrologic conditions, which resulted in a final 2012 SWP allocation of 65 percent and record high storage account balances, Metropolitan did not pursue any SWP water transfers and exchanges in FY 2012/13. However, the SWP watershed experienced a record-dry January through May, with the 2013 SWP allocation being only 35 percent as of June 30, 2013. As such, Metropolitan anticipates purchasing approximately 11,000 AF of Yuba Accord water transfer supplies and 30,000 AF of Multi-Year Water Pool Demonstration Program supplies in CY 2013.

Colorado River Resources

The Colorado River Basin continued with dry conditions for the second straight year, with runoff into Lake Powell measuring well below average. Once again during FY 2012/13, no surplus was available to Metropolitan, and California was limited to its basic apportionment of 4.4 million acre-feet. Acquisitions and exchanges made possible by the 2003 Quantification Settlement Agreement continued in the fiscal year. The QSA established water use limits for

Imperial Irrigation District and Coachella Valley Water District, and provides the means for Metropolitan to acquire water to augment its basic annual apportionment of Colorado River water. Metropolitan conveyed 767,622 AF in its Colorado River Aqueduct during this fiscal year. Metropolitan also took advantage of water management agreements negotiated in 2007 that allow agencies to develop and store new water supplies in Lake Mead as intentionally created surplus. As of December 2012, Metropolitan had 579,786 AF of intentionally created surplus stored in Lake Mead. During calendar year 2013, Metropolitan expects to draw on this surplus, leaving a projected total storage balance of approximately 408,000 AF in Lake Mead by the end of CY 2013. Figure 3-2 illustrates annual water supplies managed through the Colorado River system. These supplies include diversions into Metropolitan's service area and water stored or exchanged outside Metropolitan's service area, including intentionally created surplus supplies since calendar year 2002.

Precipitation in the 2013 water year (which is from Oct. 1 to Sept. 30) was running well below average, resulting in a projected 2013 April through July unregulated inflow to Lake Powell of approximately 44 percent of normal, the fourth lowest on record. Figure 3-3 shows the storage levels of lakes Mead and Powell, which highlights impacts of dry conditions through FY 2013. At that point, Lake Mead storage had dipped to 12.3 MAF; it is projected to drop to 12.1 MAF at the end of the 2013 water year.

Water Supply Acquisitions, Storage and Exchanges

In calendar year 2012, Metropolitan obtained 93,677 AF from its agricultural conservation program with IID, while an additional 73,662 AF was made available from Metropolitan's land fallowing agreements with farmers in the Palo Verde Valley. In addition, 186,861 AF were delivered to San Diego County Water Authority by exchange, consisting of 106,722 AF of IID conservation plus 80,139 AF of conserved water from the Coachella Canal and All-American Canal lining projects, which was conveyed through the Colorado River Aqueduct. The lining projects also produced 16,000 AF that was used by Metropolitan.

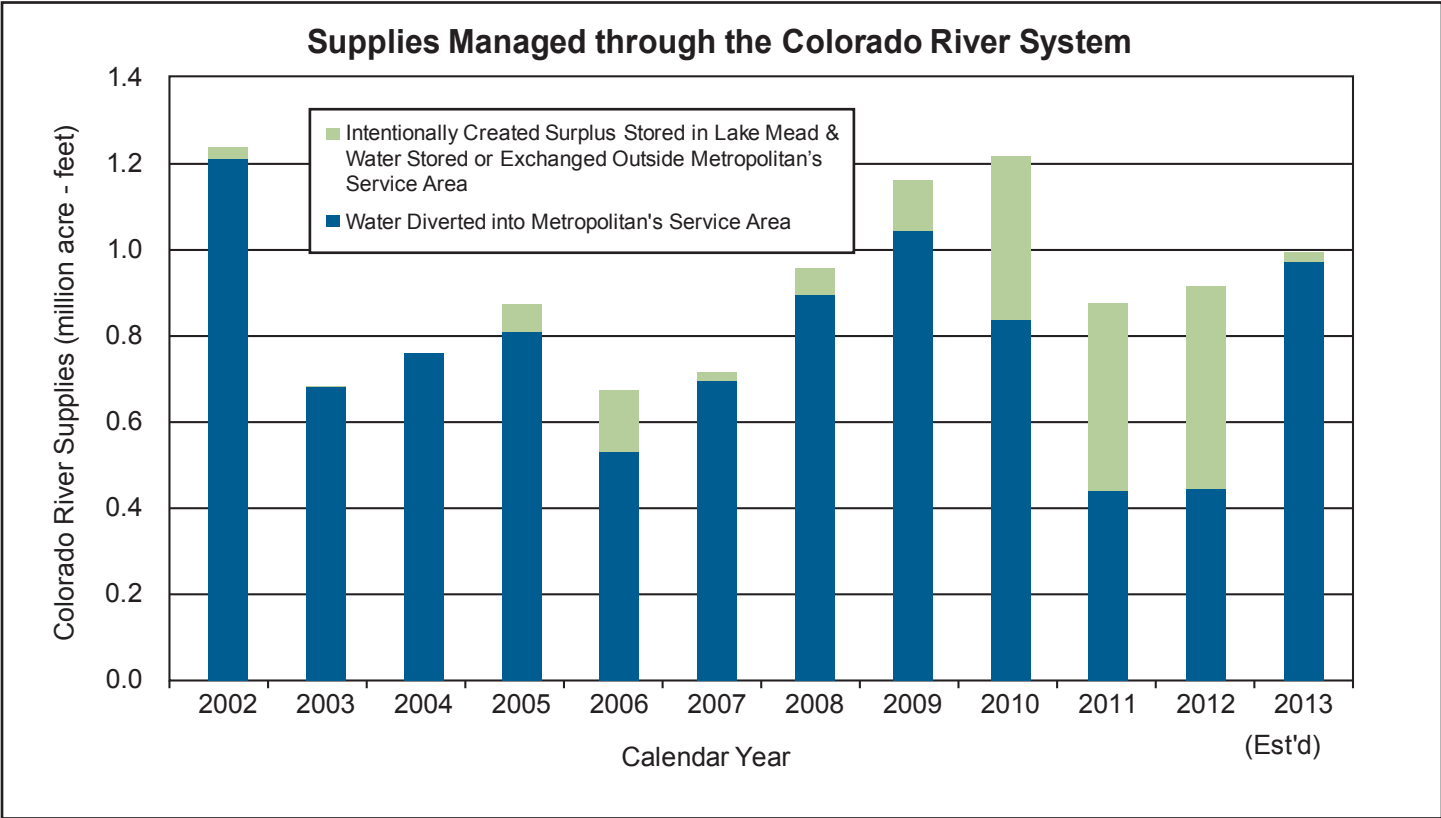


Figure 3-2. Supplies Managed through the Colorado River System

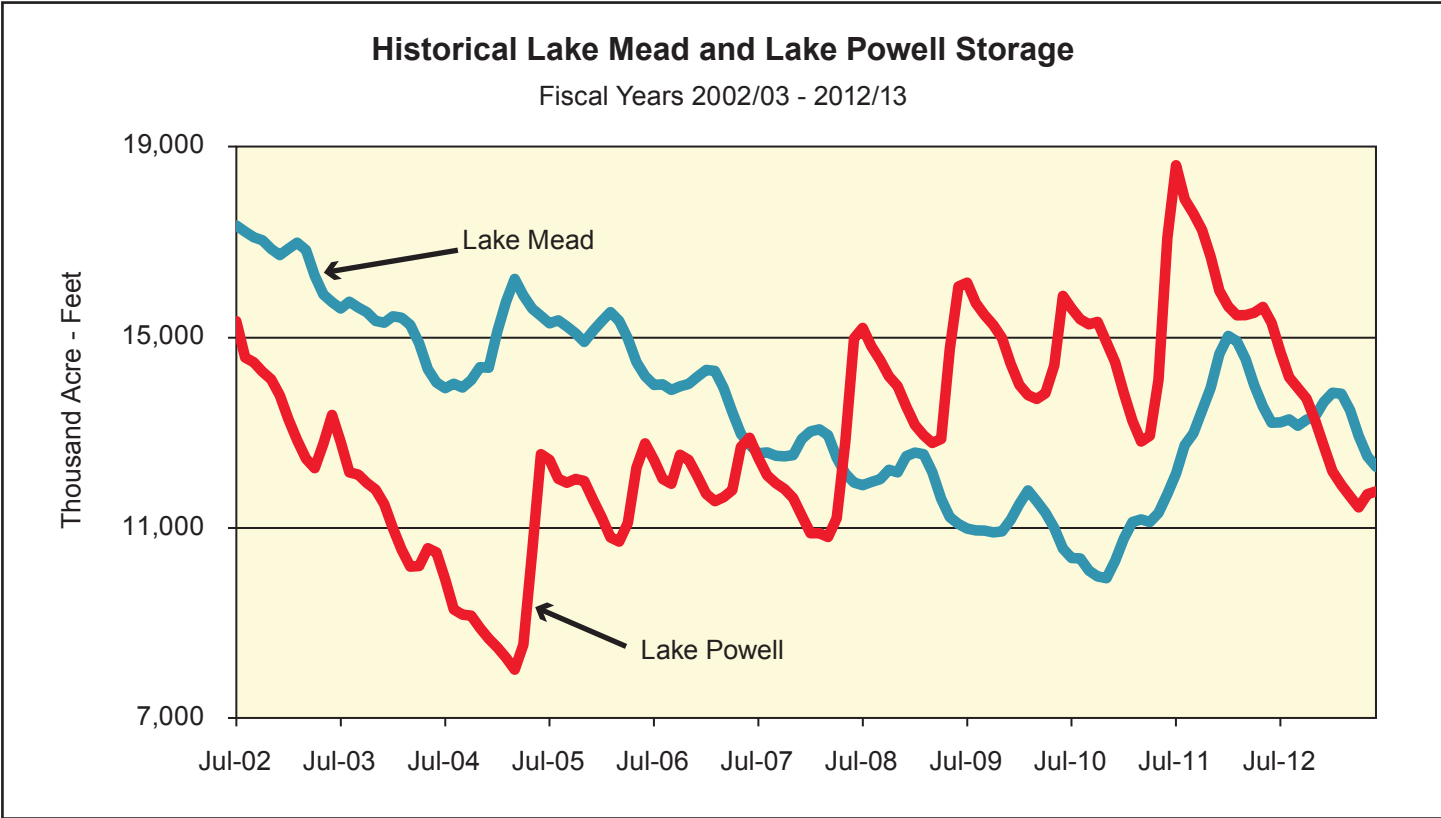


Figure 3-3. Historical Lake Mead & Lake Powell Storage

Colorado River Aqueduct Power

In FY 2012/13, Metropolitan pumped more than 765,000 AF through the Colorado River Aqueduct, requiring 1.5 billion kilowatt-hours of electricity. The energy demands for FY 2012/13 resulted in the sales of about 101 million kWh to Southern California Edison. Energy costs for pumping Colorado River water are shown in Table 4-10. The current and historical energy resources used to meet CRA water delivery energy requirements are shown in Table 4-11 and Figures 4-11 and 4-12.

TABLE 4-10
ENERGY COST FOR PUMPING
COLORADO RIVER WATER
Fiscal Year 2012/13

Energy Source	Cost (\$)
Hoover Power Plant	20,048,546
Parker Power Plant	2,201,044
Energy Purchases/Sales ¹	(3,455,921)
Exchange (Edison & DWR) ²	0
Colorado River Water Pumping Revenue ³	(1,033,241)
Benefit Energy and Exchange Surcharge ⁴	54,323
Reduction in Energy Surcharge ⁵	(46,819)
TOTAL	17,767,932

Notes:

¹ Energy Purchases/Sales. A negative number indicates net revenue to Metropolitan.

² Cost of exchanging energy with another utility.

³ Payments received for energy costs associated with moving non-Metropolitan water on the CRA.

⁴ Tax paid to State of California for Edison Benefit and Exchange energy.

⁵ Reduction in tax due to transmission losses and small hydro generation

TABLE 4-11
METROPOLITAN'S HISTORICAL CRA ELECTRIC ENERGY USE
 Kilowatt Hours

	Hoover	Parker	Edison Benefit ¹	Edison Exchange ²	DWR Exchange ²	Total Edison & DWR Exchange & Edison Benefit	Energy Purchases/Sales ³	Total
1987/88*	1,432,001,000	290,400,000	216,981,190	1,764,000	0	218,745,190	832,498,639	2,773,644,829
1988/89	1,231,206,000	237,142,000	215,485,363	(27,764,000)	0	187,721,363	735,276,330	2,391,345,693
1989/90	1,205,476,000	230,545,000	219,139,828	24,777,000	0	243,916,828	754,629,485	2,434,567,313
1990/91	1,130,155,000	223,831,000	221,837,010	13,298,000	0	235,135,010	871,799,953	2,460,920,963
1991/92	1,086,888,000	206,513,000	210,490,214	16,145,000	0	226,635,214	891,296,400	2,411,332,614
1992/93	966,614,000	182,606,000	208,800,738	(28,220,000)	0	180,580,738	1,035,586,974	2,365,387,712
1993/94	1,256,009,000	214,961,000	199,304,945	(16,175,000)	0	183,129,945	914,591,730	2,568,691,675
1994/95	1,166,517,000	217,365,000	186,648,325	(88,977,000)	0	97,671,325	680,010,352	2,161,563,677
1995/96	1,357,937,000	237,627,000	286,971,075	(32,150,000)	0	254,821,075	401,318,041	2,251,703,116
1996/97	1,292,375,000	243,993,000	253,134,785	47,302,000	0	300,436,785	595,050,513	2,431,855,298
1997/98	1,370,317,000	302,069,000	200,076,045	90,000,000	(123,316,955)	166,759,090	327,992,313	2,167,137,403
1998/99	1,411,403,000	297,219,000	212,312,000	13,490,000	108,417,736	334,219,736	329,691,494	2,372,533,230
1999/00	1,392,515,000	262,383,000	263,326,907	(26,405,000)	3,967,942	240,889,849	646,961,000	2,542,748,849
2000/01	1,311,068,000	243,647,000	173,785,599	21,586,000	0	195,371,599	788,937,000	2,539,023,599
2001/02	1,322,037,000	241,048,000	199,205,189	(54,931,000)	0	144,274,189	804,044,166	2,511,403,355
2002/03	1,193,682,000	230,871,000	284,085,067	50,371,800	(162,807,504)	171,649,363	232,051,017	1,828,253,380
2003/04	1,179,118,000	229,886,000	164,721,756	(61,823,800)	105,280,095	208,178,051	(141,923,768)	1,475,258,283
2004/05	931,893,000	198,606,000	381,481,989	18,022,000	5,059,196	404,563,185	(39,632,380)	1,495,429,805
2005/06	1,158,901,000	212,687,000	405,612,265	(116,265,000)	37,054,891	326,402,156	74,465,049	1,772,455,205
2006/07	1,143,870,000	229,881,000	387,630,441	(38,400,000)	68,876	349,299,317	(421,365,512)	1,301,684,805
2007/08	1,117,068,000	217,106,000	431,283,980	70,272,000	0	501,555,980	(250,140,000)	1,585,589,980
2008/09	1,075,217,000	223,056,000	260,209,614	90,363,000	0	350,572,614	371,765,025	2,020,610,639
2009/10	994,222,000	195,063,000	233,871,837	21,870,000	0	255,741,837	595,894,000	2,040,920,837
2010/11	1,094,130,000	225,236,000	227,018,084	(160,574,000)	0	66,444,084	583,958,000	1,969,768,084
2011/12	1,165,206,000	214,680,000	35,860,567	(33,725,000)	0	2,135,567	33,603,000	1,415,624,567
2012/13	1,075,958,000	236,045,000	234,852,498	53,437,000	0	288,289,498	(100,968,000)	1,499,324,498

Notes:

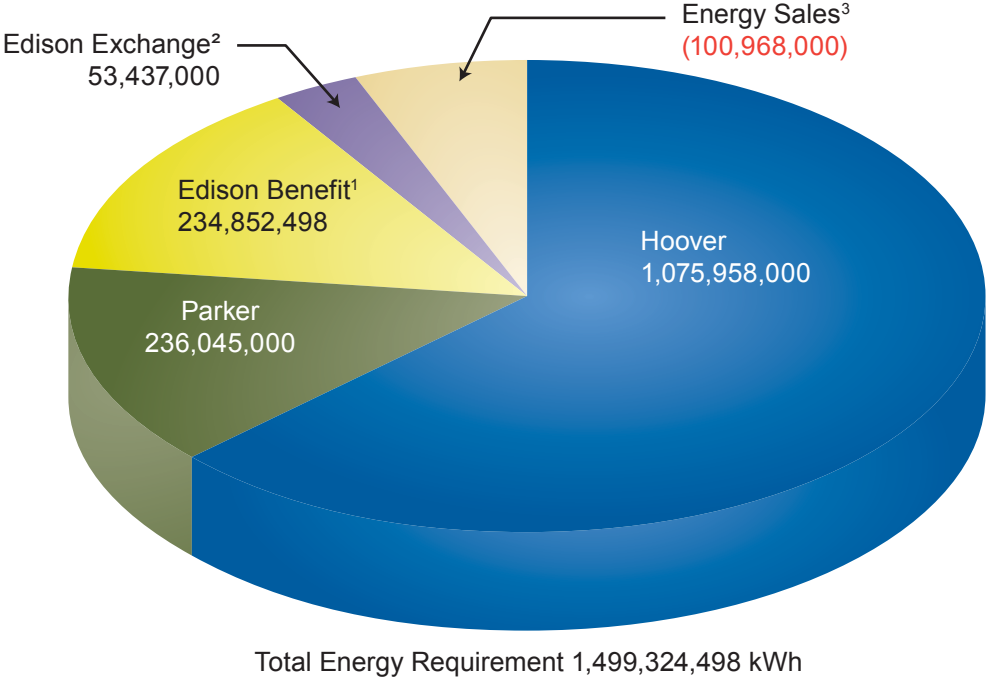
* Includes June 1987 data

1 Energy provided by Southern California Edison (Edison) at no cost pursuant to 1987 Service and Interchange Agreement.

2 Energy exchanged with Edison and DWR. Negative number indicates net energy banked with Edison or DWR.

Positive number indicates net energy received from Edison or DWR.

3 Energy Purchases/Sales. A negative number indicates net energy sold to others.



Notes:
¹ Energy provided by Edison at no cost pursuant to 1987 Service and Interchange Agreement.
² Energy exchanged with Edison. Negative number indicates net energy banked with Edison. Positive number indicates net energy received from Edison.
³ Energy Purchases/Sales. A negative number indicates net energy sold to others.

Figure 4-11. Metropolitan's CRA Electric Energy Use (kWh)
Fiscal Year 2012/13

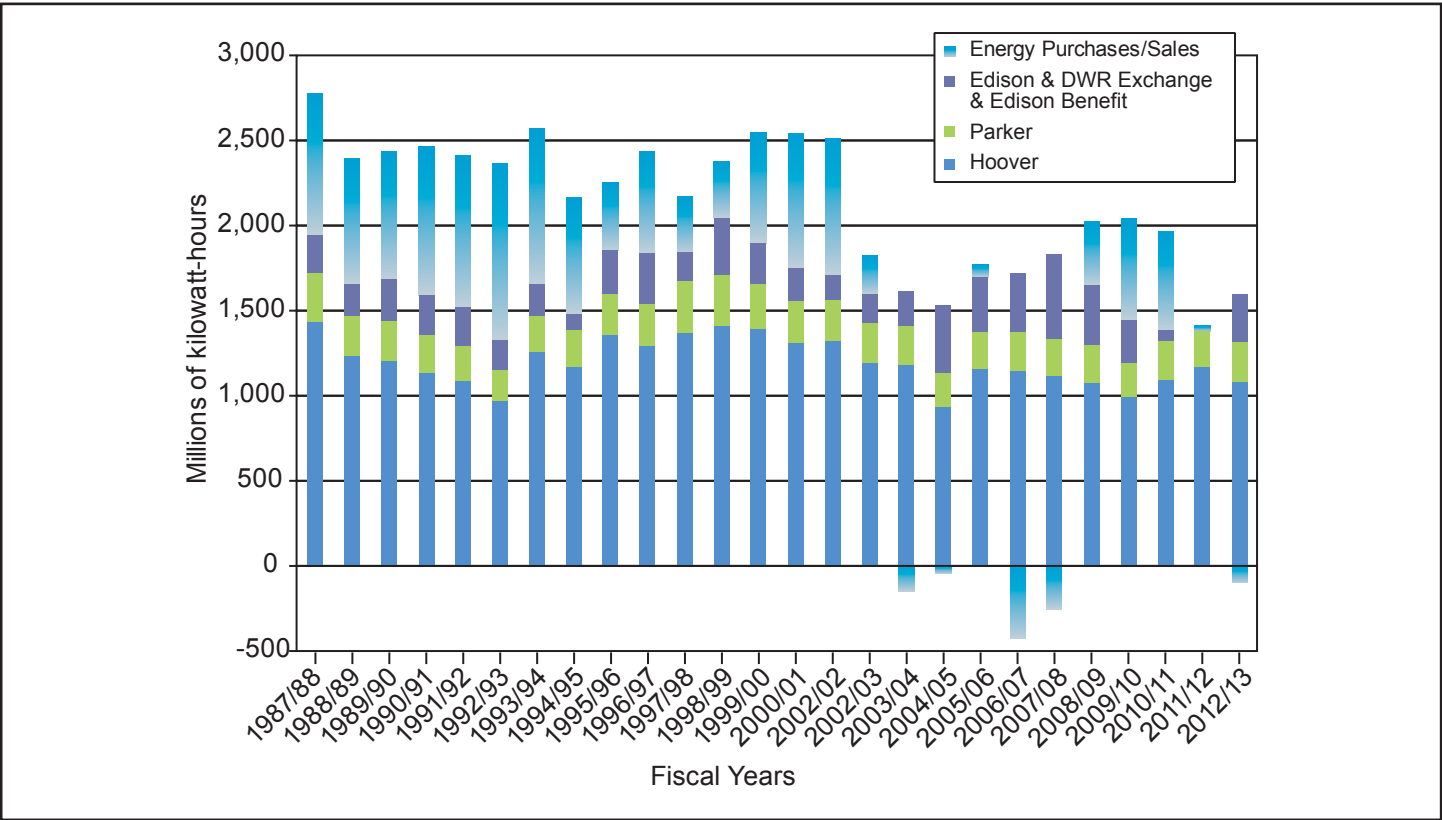


Figure 4-12. CRA Energy Mix 1988 to 2013

THE METROPOLITAN WATER DISTRICT OF SOUTHERN CALIFORNIA



ANNUAL REPORT
2014

transfer supplies. Metropolitan did, however, purchase 14,584 AF of less costly Yuba Accord water transfer supplies in CY 2013 and anticipates purchasing 10,000 AF in CY 2014.

Yuba Accord Water Transfers

In summer 2013, Metropolitan purchased 14,584 AF of supplies made available by the Yuba County Water Agency under a 2007 long-term agreement with DWR. After carriage and conveyance losses, Metropolitan received 10,209 AF.

Multi-Year Water Pool Demonstration Program

In summer 2013, Metropolitan purchased 30,000 AF of supplies made available through the Multi-Year Pool Demonstration Program. Metropolitan's board authorized participation in this new program, which does not incur carriage or conveyance losses.

San Gabriel Valley Municipal Water District Exchange

Metropolitan entered into a purchase and exchange agreement with San Gabriel Valley Municipal Water District in September 2013. As a result of the agreement, Metropolitan obtained 481 AF of additional supply by exchange and purchased 4,038 AF. The agreement has provided both Metropolitan and San Gabriel Valley Municipal Water District with improved reliability.

Colorado River Resources

During FY 2013/14, no surplus was available to Metropolitan, and California was limited to its basic apportionment of 4.4 MAF. Acquisitions and exchanges made possible by the 2003 Quantification Settlement Agreement continued during the year. The QSA established water use limits for Imperial Irrigation District and Coachella Valley Water District, and provides the means for Metropolitan to acquire water to augment its basic annual apportionment of Colorado River water. Metropolitan conveyed 1,117,578 AF in its Colorado River Aqueduct during FY 2014, about 350,000 AF more than the previous year. Metropolitan achieved this by taking advantage of 2007 water management agreements that allow

agencies to develop and store new water supplies in Lake Mead as intentionally created surplus. As of December 2013, Metropolitan had 474,063 AF of intentionally created surplus stored in Lake Mead. Metropolitan began drawing on this account during calendar year 2014, in order to maintain deliveries on the Colorado River Aqueduct. Figure 3-2 illustrates annual water supplies managed through the Colorado River system. These supplies include diversions into Metropolitan's service area and water stored or exchanged outside Metropolitan's service area, including intentionally created surplus supplies since calendar year 2003.

Figure 3-3 illustrates the shift from long-term dry conditions that had impacted the storage levels of lakes Mead and Powell through FY 2013. There was above-average precipitation in the first nine months of the 2014 water year (October 1 to September 30), resulting in a projected 2014 April through July unregulated inflow to Lake Powell of approximately 100 percent of normal.

Water Supply Acquisitions and Exchanges

In calendar year 2013, Metropolitan obtained 98,307 AF from its agricultural conservation program with IID, while an additional 32,750 AF was made available from Metropolitan's land following agreements with farmers in the Palo Verde Valley. In addition, 180,256 AF were delivered to San Diego County Water Authority by exchange, consisting of 100,000 AF of IID conservation plus 80,256 AF of conserved water from the Coachella Canal and All-American Canal lining projects, which was conveyed through the Colorado River Aqueduct. The lining projects also produced 16,000 AF that was used by Metropolitan.

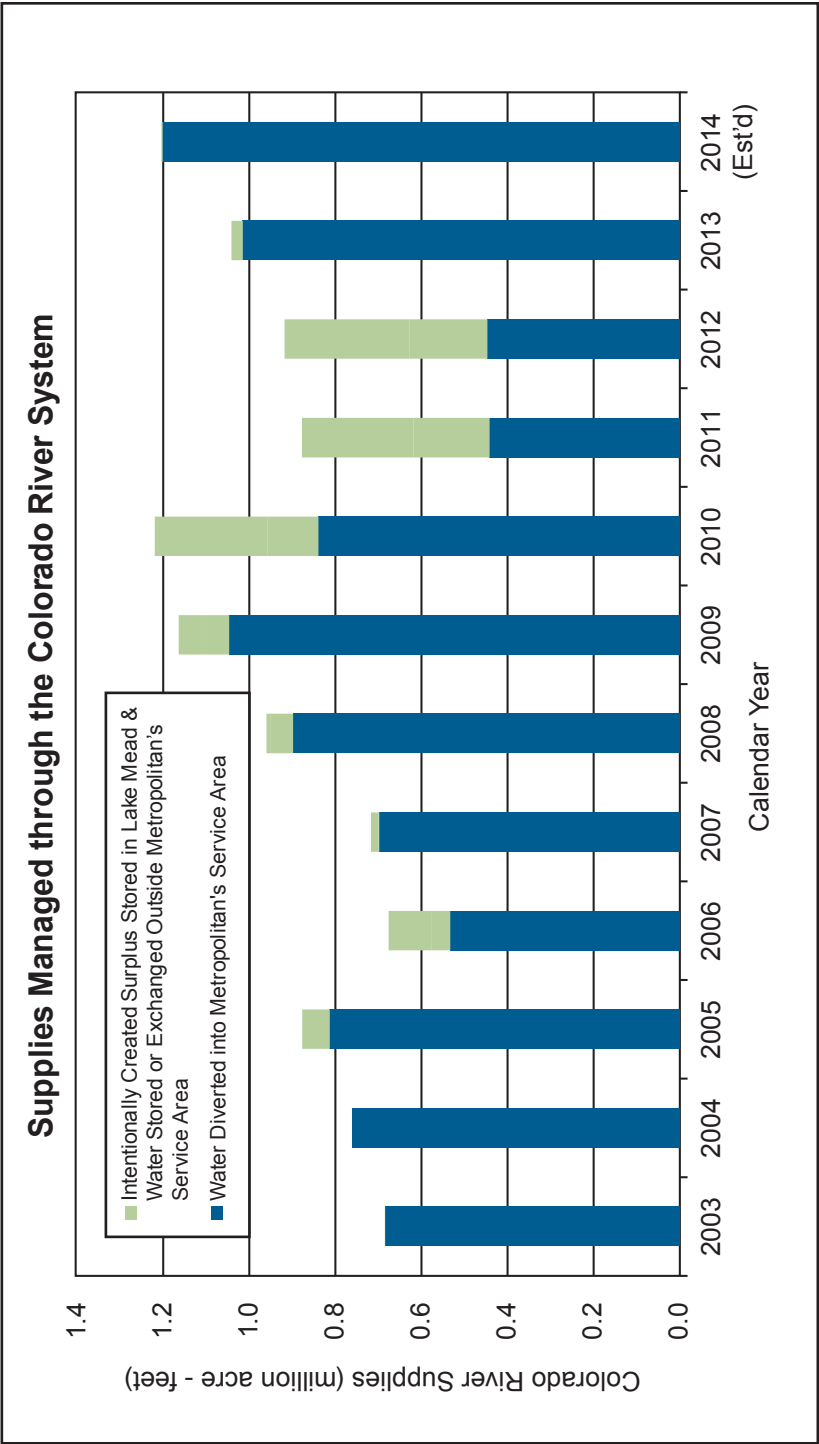


Figure 3-2. Supplies Managed through the Colorado River System

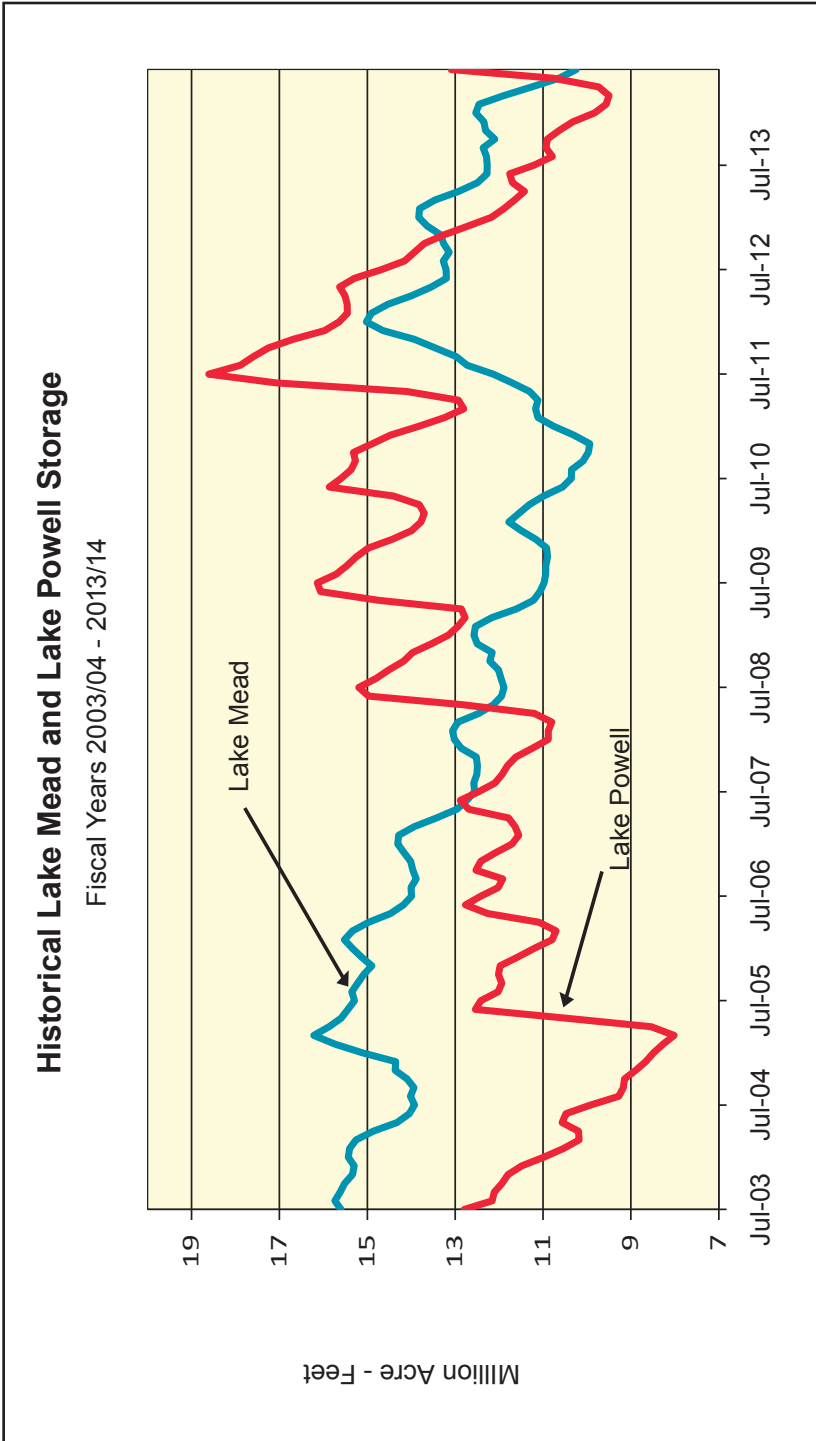


Figure 3-3. Historical Lake Mead & Lake Powell Storage

Colorado River Aqueduct Power

In FY 2013/14, Metropolitan pumped more than 1.1 million AF through the Colorado River Aqueduct, requiring nearly 2.2 billion kilowatt-hours of electricity. Energy costs for pumping Colorado River water are shown in Table 4-10. The current and historical energy resources used to meet CRA water delivery energy requirements are shown in Table 4-11 and Figures 4-11 and 4-12.

In March, Metropolitan began purchasing supplemental energy to support the eight-pump-flow operation of the CRA. Metropolitan purchased both next-day and month-ahead energy from energy traders and imported the energy into California. These energy purchases supplement the energy received from Hoover and Parker dams and the contractual energy from Southern California Edison. It is anticipated supplemental energy will be required for the remainder of CY 2014 and into CY 2015.

TABLE 4-10
ENERGY COST FOR PUMPING
COLORADO RIVER WATER
Fiscal Year 2013/14

Energy Source	Cost (\$)
Hoover Power Plant	19,236,555
Parker Power Plant	2,792,358
Energy Purchases/Sales ¹	6,808,920
Exchange (Edison & DWR) ²	0
Colorado River Water Pumping Revenue ³	(1,221,885)
Benefit Energy and Exchange Surcharge ⁴	192,916
Reduction in Energy Surcharge ⁵	(46,926)
TOTAL	27,761,938

Notes:

¹ Energy Purchases/Sales. A negative number indicates net revenue to Metropolitan.

² Cost of exchanging energy with another utility.

³ Payments received for energy costs associated with moving non-Metropolitan water on the CRA.

⁴ Tax paid to State of California for Edison Benefit and Exchange energy.

⁵ Reduction in tax due to transmission losses and small hydro generation

**TABLE 4-11
METROPOLITAN'S HISTORICAL CRA ELECTRIC ENERGY USE
Kilowatt Hours**

	Hoover	Parker	Edison Benefit ¹	Edison Exchange ²	DWR Exchange ²	Edison & DWR Exchange & Edison Benefit	Energy Purchases/Sales ³	Total
1987/88*	1,432,001,000	290,400,000	216,981,190	1,764,000	0	218,745,190	832,498,639	2,773,644,829
1988/89	1,231,206,000	237,142,000	215,485,363	(27,764,000)	0	187,721,363	735,276,330	2,391,345,693
1989/90	1,205,476,000	230,545,000	219,139,828	24,777,000	0	247,916,828	754,629,485	2,434,567,313
1990/91	1,130,155,000	223,831,000	221,837,010	13,298,000	0	235,135,010	871,799,953	2,460,920,963
1991/92	1,086,888,000	206,513,000	210,490,214	16,145,000	0	226,635,214	891,296,400	2,411,332,614
1992/93	966,614,000	182,606,000	208,800,738	(28,220,000)	0	180,580,738	1,035,586,974	2,365,387,712
1993/94	1,256,009,000	214,961,000	199,304,945	(16,175,000)	0	183,129,945	914,591,730	2,568,691,675
1994/95	1,166,517,000	217,365,000	186,648,325	(88,977,000)	0	97,671,325	680,010,352	2,161,563,677
1995/96	1,357,937,000	237,627,000	286,971,075	(32,150,000)	0	254,821,075	401,318,041	2,251,703,116
1996/97	1,292,375,000	243,993,000	253,134,785	47,302,000	0	300,436,785	595,050,513	2,431,855,298
1997/98	1,370,317,000	302,069,000	200,076,045	90,000,000	(123,316,955)	166,759,090	327,992,313	2,167,137,403
1998/99	1,411,403,000	297,219,000	212,312,000	13,490,000	108,417,736	334,219,736	329,691,494	2,372,533,230
1999/00	1,392,515,000	262,383,000	263,326,907	(26,405,000)	3,967,942	240,889,849	646,961,000	2,542,748,849
2000/01	1,311,068,000	243,647,000	173,785,599	21,586,000	0	195,371,599	788,937,000	2,539,023,599
2001/02	1,322,037,000	241,048,000	199,205,189	(54,931,000)	0	144,274,189	804,044,166	2,511,403,355
2002/03	1,193,682,000	230,871,000	284,085,067	50,371,800	(162,807,504)	171,649,363	232,051,017	1,828,253,380
2003/04	1,179,118,000	229,886,000	164,721,756	(61,823,800)	105,280,095	208,178,051	(141,923,768)	1,475,258,283
2004/05	931,893,000	198,606,000	381,481,989	18,022,000	5,059,196	404,563,185	(39,632,380)	1,495,429,805
2005/06	1,158,901,000	212,687,000	405,612,265	(116,265,000)	37,054,891	326,402,156	74,465,049	1,772,455,205
2006/07	1,143,870,000	229,881,000	387,630,441	(38,400,000)	68,876	349,299,317	(421,365,512)	1,301,684,805
2007/08	1,117,068,000	217,106,000	431,283,980	90,362,000	0	501,555,980	(250,140,000)	1,585,589,980
2008/09	1,075,217,000	223,056,000	260,209,614	70,273,000	0	350,572,614	371,765,025	2,020,610,639
2009/10	994,222,000	195,063,000	233,871,837	21,870,000	0	255,741,837	595,894,000	2,040,920,837
2010/11	1,094,130,000	225,236,000	227,018,084	(160,574,000)	0	66,444,084	583,958,000	1,969,768,084
2011/12	1,165,206,000	214,680,000	35,860,567	(33,725,000)	0	2,135,567	33,603,000	1,415,624,567
2012/13	1,075,958,000	236,045,000	234,852,498	53,437,000	0	288,289,498	(100,968,000)	1,499,324,498
2013/14	1,099,377,000	224,957,000	574,836,315	90,393,000	0	665,229,315	203,715,000	2,193,278,315

Notes:

* Includes June 1987 data

1 Energy provided by Southern California Edison (Edison) at no cost pursuant to 1987 Service and Interchange Agreement.

2 Energy exchanged with Edison. Negative number indicates net energy banked with Edison.

3 Energy Purchases/Sales. A negative number indicates net energy sold to others.

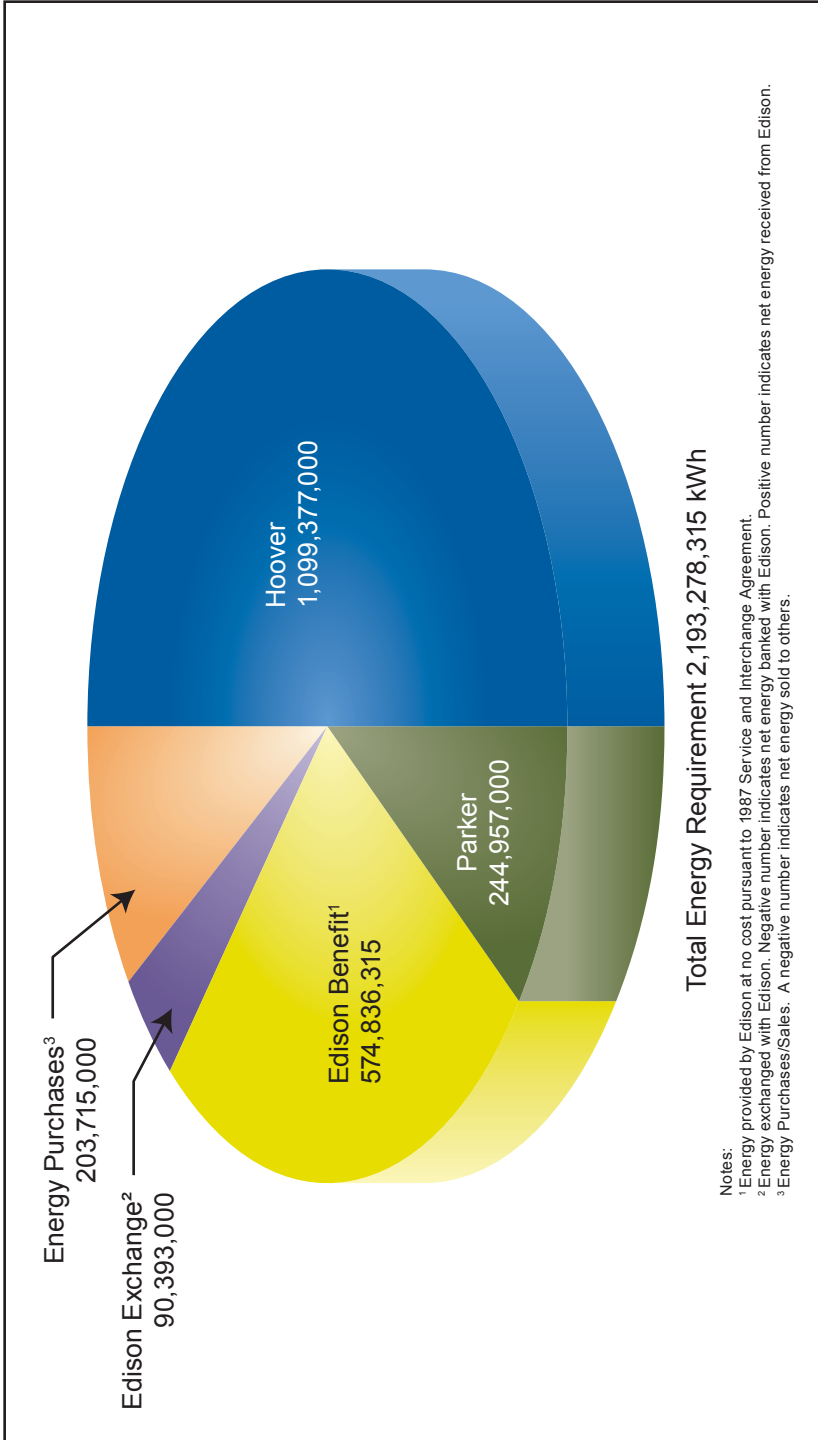


Figure 4-11. Metropolitan's CRA Electric Energy Use (kWh)
Fiscal Year 2012/13

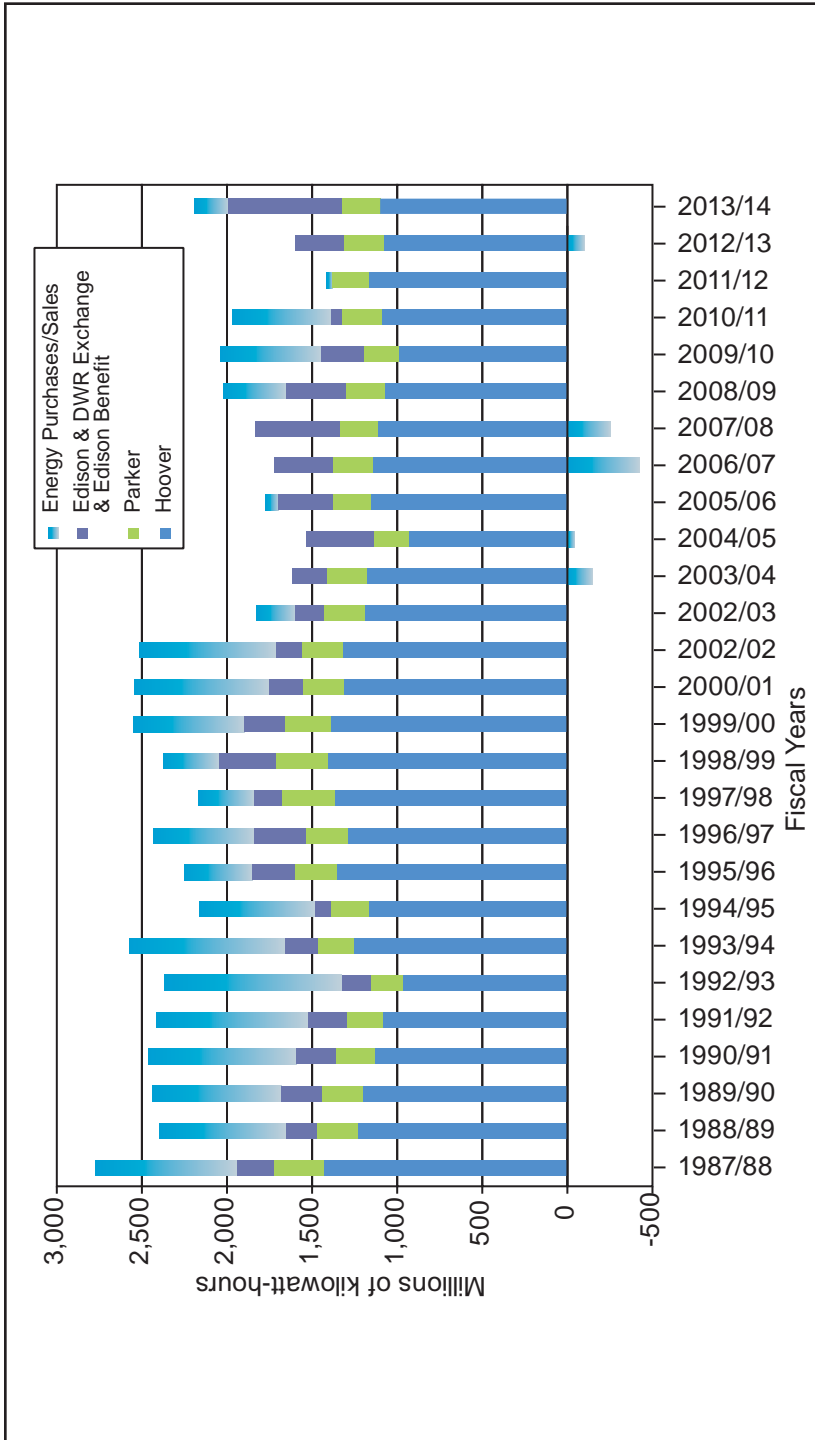


Figure 4-12. CRA Energy Mix 1988 to 2014



● **Board of Directors**
Finance and Insurance Committee

3/8/2011 Board Meeting

8-1

Subject

Amend Section 8122(e)(1) of the Metropolitan Water District Administrative Code to increase the total authorized payment obligation for Colorado River Aqueduct Forward Energy commitments.

Description

Summary

Metropolitan purchases about 35 percent of the energy required to pump water from the Colorado River in the wholesale power market. In order to reduce price and supply volatility and risk, Metropolitan has utilized forward purchase contracts to lock in prices and quantities for up to 24 months in advance of need. Metropolitan only pays for the energy after it has been delivered. The Board's current policy delegates authority to the General Manager to make power purchases with a total payment obligation of up to \$35 million in any 24-month period. A recent review of this limit has resulted in a recommendation for the Board to increase the limit through an amendment to the Metropolitan Water District Administrative Code.

This action will amend Code Section 8122(e)(1) to increase the total authorized payment obligation for power purchases delegated to the General Manager from the present \$35 million to a new limit equal to or less than \$50 million within any 24-month period. The current Code Section 8122(e) with strikeovers and proposed amending notation for a \$50 million limit is shown in [Attachment 1](#). The final Code Section 8122(e) with change, if adopted, is shown in [Attachment 2](#).

Background

To meet the energy requirements of pumping on the Colorado River Aqueduct (CRA), Metropolitan obtains power from three basic sources. The first is from the federal hydropower projects at the Hoover and Parker dams on the Colorado River. Under near-full CRA conditions, this source supplies about 55 percent of the energy requirements. The second source is from the Southern California Edison Company (SCE) through the Service and Interchange Agreement (Benefit Energy), which satisfies 10 percent of the energy needs. The third source is from the wholesale energy marketplace. This last source is the most expensive and volatile and meets approximately 35 percent of the CRA's energy needs. The price Metropolitan pays for supplemental energy is a function of market conditions. During the 2000/01 energy crisis, the cost of this segment of the CRA's energy portfolio, which had historically been around \$11 million, increased to as much as \$80 million due to then market conditions. To mitigate the risk of future energy market disruptions and the resulting fiscal impact to CRA operations, on October 8, 2002, the Board approved an energy risk management policy that provided for the use of short-term (up to 24 months) energy purchases (Forward Energy) to meet future needs for supplemental energy. The cumulative payment obligation for the power purchases delegated to the General Manager was set at no more than \$35 million within any 24-month period. These risk management provisions were incorporated in Section 8122(e) of Metropolitan's Administrative Code. This authority is used for purchases of Forward Energy for pumping on the CRA. Although Metropolitan makes commitments to purchase energy up to two years in advance of delivery, Metropolitan only pays for the Forward Energy after it has been delivered and utilized.

In 2003, shortly after the Board's action, California was required to reduce its use of Colorado River water to 4.4 million acre-feet (MAF) annually and the amount of water transported in the CRA was substantially reduced. In that year, the Quantification Settlement Agreement was approved, providing additional water supply opportunities that would take years to fully mature, leaving diminished supplies in the CRA for a period of time. This pumping reduction temporarily eliminated the requirement for most supplemental energy and the need for Forward Energy transactions.

Starting in mid-2008, CRA diversions returned to near-full conditions. At that time, the use of Forward Energy transactions was resumed. These transactions were for energy to be delivered within the next 24 months starting in the month after the commitment was made. For example, a Forward Energy transaction made in July of 2008 would require the energy to be delivered no later than July 31, 2010. Since July of 2008, Metropolitan has acquired nearly 1.67 million megawatt-hours (MWh) of Forward Energy within the 24-month window at the time the transaction was made. At present, Forward Energy transactions have committed to energy deliveries through the third quarter of 2012. The acquisition of this energy at a known cost has helped ensure that Metropolitan's short-term CRA energy costs will remain within budget.

Forward Energy transactions provide price certainty for multi-year CRA energy cost budget projections. With the Forward Energy purchases, Metropolitan is able to more accurately project CRA energy costs for the next two fiscal years. Another benefit has been the ability of Metropolitan to be more flexible in its day-ahead purchases of supplemental energy. Day-ahead purchases meet the pumping needs of the CRA for the next day after accounting for the resources from the federal hydro projects, SCE and the Forward Energy purchases. At times, energy suppliers will raise their prices if they believe a buyer must have the energy. Forward Energy purchases afford Metropolitan the flexibility to defer day-ahead energy purchases, which helps bring a supplier's prices down.

Review Results

In a report on Forward Energy transactions for the CRA provided to the Board on July 12, 2010, it was noted that the Forward Energy payment obligation limit of \$35 million had been reached, preventing additional transactions. Given the estimated need for supplemental energy at forecast CRA deliveries and the depressed prices for Forward Energy due to the recession, Metropolitan could have continued to make transactions absent the limit. The July report concluded with a commitment to develop recommendations for modifying existing energy risk controls.

On February 8, 2011, staff presented the results of a review of the Forward Energy transaction limit. This review was based on a CRA water delivery amount of 1.1 MAF with a supplemental energy requirement of approximately 770,000 MWh. The projected supplemental energy prices used in the analysis were \$45/MWh for off-peak energy and \$66/MWh for on-peak. These prices are 2017 projected values and are about 50 percent higher than 2011 prices of \$30/MWh off-peak and \$45/MWh on-peak. Recent energy prices have been depressed for a number of reasons, including: the continuing effects of the recession and slow recovery, a surplus of natural gas and new natural gas drilling techniques. Energy prices could escalate faster than projected if economic conditions produce inflationary pressures, the demand for energy increases or new regulations hinder the drilling for natural gas. If energy prices do increase faster than projected, the Forward Energy payment obligation limit may need to be increased in the future.

Several other factors were included in the analysis of the payment obligation limit. One was the amount of supplemental off-peak versus on-peak energy required. Most of the supplemental energy acquired is for the off-peak period; however, as the elevation of Lake Mead has declined, the amount of energy Metropolitan receives from the Hoover Dam has decreased, and the amount of on-peak supplemental energy needed has increased.

Recently, Metropolitan has acquired 5 to 10 percent of the total supplemental energy required in the on-peak period. In the analysis, a conservative value of 5 percent was used, potentially understating the impact on on-peak energy prices. Another factor used in the analysis was the amount of supplemental energy to be acquired through Forward Purchases. In early 2010, Metropolitan had acquired a little over 70 percent of the supplemental energy needed for the next two years through Forward Energy purchases. The 70 percent value was retained for the analysis and leaves the remaining 30 percent of supplemental energy need to be met with near-term transactions, such as day-ahead purchases.

As a result, after reviewing the forecasted water deliveries on the CRA, the estimated supplemental energy required and the projected wholesale energy prices, staff is recommending the payment obligation limit for Forward Energy be increased up to \$50 million.

With a payment obligation limit of \$50 million, Metropolitan could be able to cover up to 70 percent of the estimated supplemental energy requirements for the CRA over a 24-month period, assuming the projected energy prices and need for on-peak energy does not deviate excessively from the values used in the analysis. Increasing the limit will allow Metropolitan to take further advantage of the stability in Forward Energy prices. This provides insurance against the full cost impact of a major market disruption that would cause a large variance from the multi-year CRA energy budget.

Policy

Metropolitan Water District Administrative Code Section 8122(e): Power and Transmission Contracts

California Environmental Quality Act (CEQA)

CEQA determination for Option #1:

The proposed action is not defined as a project under CEQA, because it involves continuing administrative activities such as general policy and procedure making (Section 15378(b)(2) of the State CEQA Guidelines). In addition, the proposed action is not subject to CEQA because it involves other government fiscal activities, which do not involve any commitment to any specific project that may result in a potentially significant physical impact on the environment (Section 15378(b)(4) of the State CEQA Guidelines).

The CEQA determination is: Determine that the proposed action is not subject to CEQA pursuant to Sections 15378(b)(2) and 15378(b)(4) of the State CEQA Guidelines.

CEQA determination for Option #2:

None required

Board Options

Option #1

Adopt the CEQA determination and amend Metropolitan Water District Administrative Code Section 8122(e)(1) to increase the General Manager's authorization to negotiate contracts for power from a total payment obligation of up to \$35 million within a 24-month period to \$50 million.

Fiscal Impact: The fiscal impact is uncertain; however, increased Forward Energy transactions will reduce the price and supply risk Metropolitan would be exposed to in the daily energy market. Forward purchases provide insurance against the dramatic energy cost increases during a major market disruption and will increase Metropolitan's ability to proactively respond to market conditions at that time. The cost of the Forward Energy purchase is determined at the time the transaction takes place and replaces an energy purchase whose cost is not known until the day before it is needed.

Option #2

Take no action, thereby retaining the current limit of \$35 million.

Fiscal Impact: No change from today. Metropolitan will continue to be limited in the amount of energy it acquires for future use with the present level of exposure to energy price and supply risk.

Staff Recommendation

Option #1



Thomas DeBacker
Chief Financial Officer, Interim

2/15/2011

Date



Jeffrey Lightlinger
General Manager

2/23/2011

Date

**Attachment 1 – Section 8122(e) of The Metropolitan Water District of Southern California
Administrative Code (showing additions and deletions)**

**Attachment 2 – Section 8122(e) of The Metropolitan Water District of Southern California
Administrative Code (with amendment included)**

Ref# WSO12608915

§ 8122. General Manager's Contracting Authority in Specified Circumstances.**(e) Power and Transmission Contracts.**

(1) General Authorization. - The General Manager is authorized to negotiate and execute contracts of up to 24 months duration from the end of the current month to furnish power or transmission capability to the District or dispose of power or transmission capability available to the District. Such contracts for power or transmission capability may not exceed a total payment obligation of ~~\$35~~50 million within any 24-month period unless authorized by the Board.

(2) Reporting. - The General Manager shall report at the next regular meeting of the Board the execution of any contract authorized by this Section 8122(e).

(3) Risk management. – The General Manager shall maintain a risk management policy to provide guidance and management oversight for the purchase of supplemental energy for the Colorado River Aqueduct operations. The risk management policy shall address market and credit risks associated with the purchase of supplemental energy.

§ 8122. General Manager's Contracting Authority in Specified Circumstances.

(e) Power and Transmission Contracts.

(1) General Authorization. - The General Manager is authorized to negotiate and execute contracts of up to 24 months duration from the end of the current month to furnish power or transmission capability to the District or dispose of power or transmission capability available to the District. Such contracts for power or transmission capability may not exceed a total payment obligation of \$50 million within any 24-month period unless authorized by the Board.

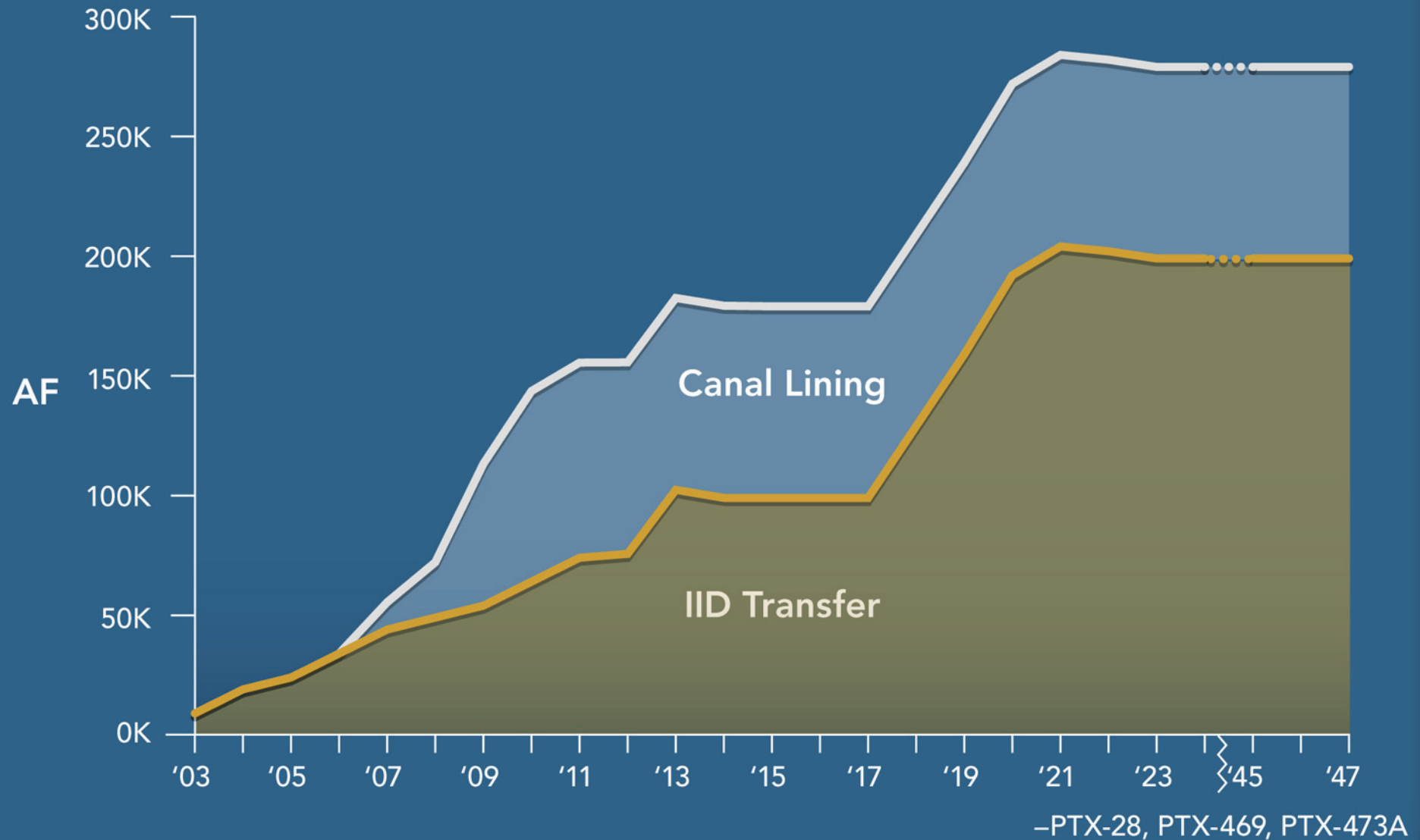
(2) Reporting. - The General Manager shall report at the next regular meeting of the Board the execution of any contract authorized by this Section 8122(e).

(3) Risk management. - The General Manager shall maintain a risk management policy to provide guidance and management oversight for the purchase of supplemental energy for the Colorado River Aqueduct operations. The risk management policy shall address market and credit risks associated with the purchase of supplemental energy.

San Diego WSR Payments and Demand Management Program Benefits 2011–2014

	2011	2012	2013	2014	TOTAL
WSR Payments					
On purchases of Met Water	\$9,155,386	\$10,647,669	\$12,416,309	\$16,044,075	\$48,263,438
On conveyance of third party water (Ex. Agreement)	\$5,872,959	\$8,035,023	\$7,390,496	\$7,379,713	\$28,678,191
Total WSR Payments	\$15,028,345	\$18,682,692	\$19,806,805	\$23,423,788	\$76,941,629
Demand Management Subsidies					
Local Resource Projects (LRP) \$ Received	\$3,428,671	\$3,592,227	\$3,732,392	\$4,245,209	\$14,998,499
Conservation Credits Program (CCP) \$ Received	\$994,296	\$587,598	\$989,264	\$4,765,244	\$7,336,402
Total Demand Management Subsidies	\$4,422,966	\$4,179,825	\$4,721,657	\$9,010,453	\$22,334,901
SD's Water Stewardship Deficit	\$(10,605,388)	\$(14,502,877)	\$(15,085,160)	\$(14,413,351)	\$(54,606,777)

Ramp Up of Exchange Agreement Deliveries 2003 to 2047



Overcharge Calculation

2011

Rate element	Current rates (\$/AF)	Overcharge (\$/AF)	Exchange volume (AF)	Annual overcharges
System access rate	\$204	\$101	× 143,243	= \$14,467, 533
System power rate	\$127	\$94		= \$13,464,833
Water stewardship rate	\$41	\$41		= \$5,872,959

Total

\$372

\$236

\$33,805,324

-PTX-471

Overcharge Calculation

2012

Rate element	Current rates (\$/AF)	Overcharge (\$/AF)	Exchange volume (AF)	Annual overcharges
System access rate	\$217	\$98	× 186,861	= \$18,312,378
System power rate	\$136	\$91		= \$17,004,351
Water stewardship rate	\$43	\$43		= \$8,035,023

Total

\$396

\$232

\$43,351,752

-PTX-471

Overcharge Calculation

2013

Rate element	Current rates (\$/AF)	Overcharge (\$/AF)	Exchange volume (AF)	Annual overcharges
System access rate	\$223	\$109	× 180,256	= \$19,647,904
System power rate	\$189	\$165		= \$29,742,240
Water stewardship rate	\$41	\$41		= \$7,390,496

Total

\$453

\$315

\$56,780,640

-PTX-471

Overcharge Calculation

2014

Rate element	Current rates (\$/AF)	Overcharge (\$/AF)	Exchange volume (AF)	Annual overcharges
System access rate	\$243	\$116	× 179,993	= \$20,879,188
System power rate	\$161	\$145		= \$26,098,985
Water stewardship rate	\$41	\$41		= \$7,379,713

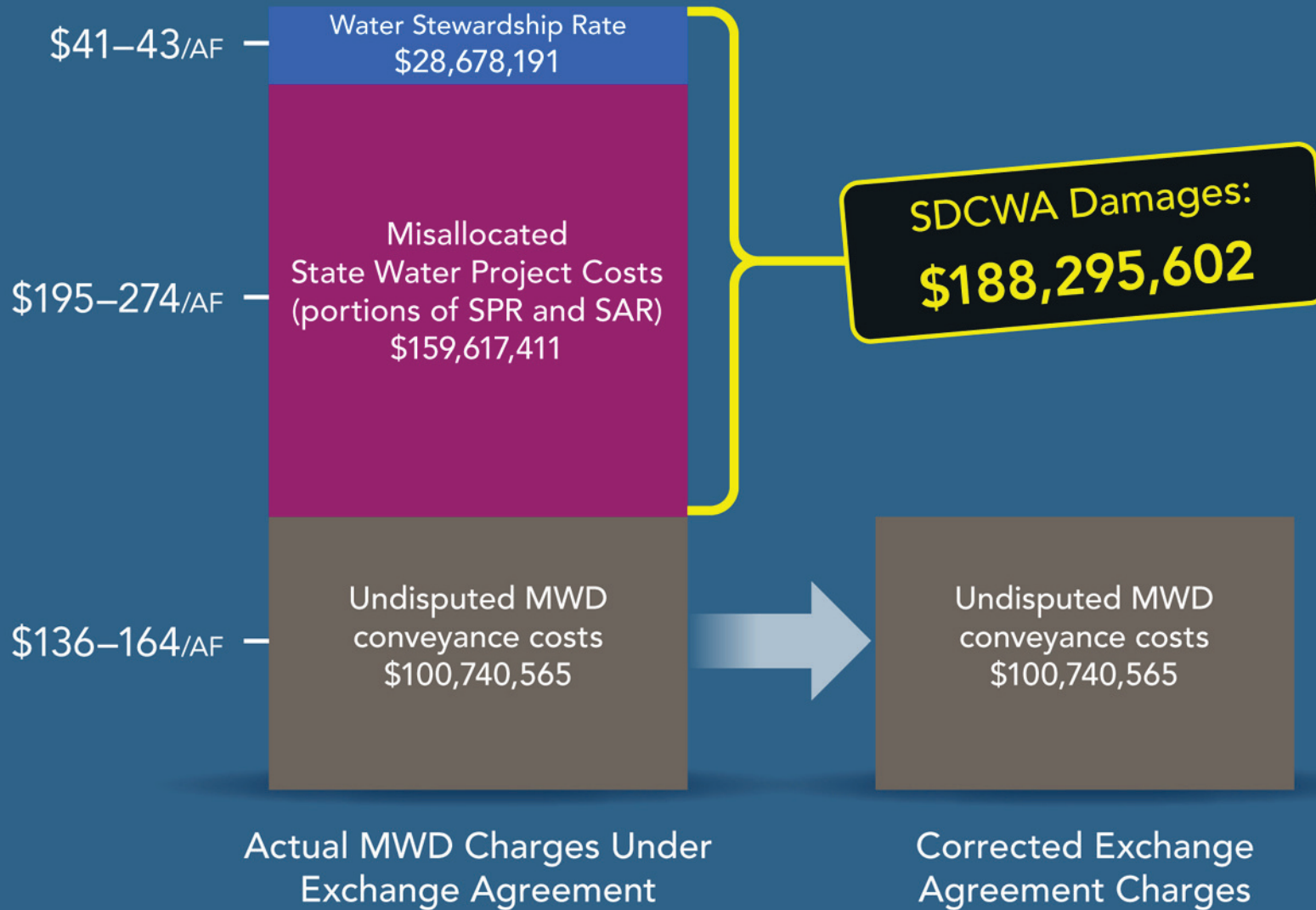
Total

\$445

\$302

\$54,357,886

Summary of Contract Damages Under Exchange Agreement (2011–2014)



-PTX-471

SUPERIOR COURT OF THE STATE OF CALIFORNIA
COUNTY OF SAN FRANCISCO

SAN DIEGO COUNTY WATER)	
AUTHORITY,)	
)	
Petitioner/Plaintiff,)	
)	
vs.)	
)	
METROPOLITAN WATER)	Case No. CPF-10-510830
DISTRICT OF SOUTHERN)	Case No. CPF-12-512466
CALIFORNIA; ALL PERSONS)	
INTERESTED IN THE)	
VALIDITY OF THE RATES)	
ADOPTED BY THE)	
METROPOLITAN WATER)	
DISTRICT OF SOUTHERN)	
CALIFORNIA ON APRIL 13,)	
2010, TO BE EFFECTIVE)	
JANUARY 2011; and DOES)	
1-10,)	
)	
Respondents/Defendants.)	
<hr/>)	

VIDEOTAPED DEPOSITION OF
STEPHEN ARAKAWA
LOS ANGELES, CALIFORNIA
SEPTEMBER 13, 2013

Reported by:
Lisa O'Sullivan
Ca. CSR No. 7822,
RMR, CRR

1 Videotaped deposition of STEPHEN ARAKAWA,
2 taken on behalf of Petitioner and Plaintiff, at
3 725 South Figueroa Street, 31st Floor, Los Angeles,
4 California, beginning at 9:06 a.m. and ending at
5 12:34 p.m., on Friday, September 13, 2013, before Lisa
6 O'Sullivan, California Certified Shorthand Reporter
7 No. 7822, Registered Merit Reporter, Certified
8 Realtime Reporter.

9

10 A P P E A R A N C E S

11

12 For the Petitioner and Plaintiff:

13 KEKER & VAN NEST, LLP
633 Battery Street
14 San Francisco, California 94111-1809
415.391.5400 T
15 By: WARREN A. BRAUNIG, ESQ.
Wbraunig@kvn.com
16 415.773.6642 D

17

18 For the Respondent and Defendant METROPOLITAN WATER
DISTRICT OF SOUTHERN CALIFORNIA and for the Witness:

19 MORRISON & FOERSTER, LLP
425 Market Street
20 San Francisco, California 94105-2482
415.268.7537 T
21 415.268.7522 F
By: SOMNATH RAJ CHATTERJEE, ESQ.
22 Schatterjee@mofo.com

23

24

25

1 A P P E A R A N C E S (Continued)

2

3 For the Respondents and Defendants LAS VIRGENES
4 MUNICIPAL WATER DISTRICT, FOOTHILL MUNICIPAL WATER
5 DISTRICT, WEST BASIN MUNICIPAL WATER DISTRICT, EASTERN
6 MUNICIPAL WATER DISTRICT, and WESTERN MUNICIPAL WATER
7 DISTRICT:

8 LeMIEUX & O'NEILL, PLC
9 4165 East Thousand Oaks Boulevard, Suite 350
10 Westlake Village, California 91362-3852
11 805.495.4770 T
12 805.495.2787 F
13 By: COLIN O'NEILL, ESQ.
14 Colin@lemieux-oneill.com

15

16 Also Present:

17

18 KEVIN CROWLEY, Videographer

19

20 BOB CAMPBELL

21

22 JOHN SCHLOTTERBECK, ESQ.

23

24

25

26

27

28

29

30

31

32

33

34

1 LOS ANGELES, CALIFORNIA - SEPTEMBER 13, 2013

2 9:06 A.M.

3 THE VIDEOGRAPHER: Good morning. This is
4 the video-recorded deposition of Steve Arakawa in the
5 matter of the San Diego County Water Authority versus
6 Metropolitan Water District of Southern California, et
7 al.

8 This case is in the Superior Court of the
9 State of California, County of San Diego, Case Number
10 CPF-10-510830 and also CPF-12-512466.

11 Today's date is September 13th, 2013. The
12 time is 9:06 a.m. This deposition is taking place at
13 725 South Figueroa Street in Los Angeles, California.

14 The videographer is Kevin Crowley, here on
15 behalf of Thorsnes Litigation Services. The reporter
16 today is Lisa O'Sullivan.

17 Counsel, could you please identify yourself
18 for the record and whom you represent, followed by the
19 reporter swearing in the witness? Thank you.

20 MR. BRAUNIG: Warren Braunig, Keker &
21 Van Nest, on behalf of plaintiff San Diego County
22 Water Authority. With me is Bob Campbell, who is a
23 consultant to the Water Authority.

24 MR. CHATTERJEE: Good morning. This is Raj
25 Chatterjee of Morrison & Foerster, counsel for

1 Metropolitan Water District of Southern California.
2 And with me is John Schlotterbeck, who is also counsel
3 for Metropolitan Water District of Southern
4 California.

5 Just want to make one correction. This case
6 is pending in San Francisco County, not San Diego
7 County.

8 MR. BRAUNIG: I didn't even hear it. Thank
9 you.

10 MR. O'NEILL: Good morning. Colin O'Neill,
11 LeMieux & O'Neill, on behalf of Las Virgenes Municipal
12 Water District, Foothill Municipal Water District,
13 West Basin Municipal Water District, Eastern Municipal
14 Water District, and Western Municipal Water District.

15 STEPHEN ARAKAWA,
16 having been first duly sworn,
17 was examined and testified as follows:

18 EXAMINATION

19 BY MR. BRAUNIG:

20 Q. Good morning, Mr. Arakawa.

21 A. Good morning.

22 Q. We met a few moments ago before we put on
23 the camera. I'm Warren Braunig. I represent the
24 San Diego County Water Authority in this case.

25 Have you ever been deposed before?

1 A. Yes.

2 Q. When was that?

3 A. A few years ago.

4 Q. Okay. In what kind of case?

5 A. Personnel cases and one case regarding State
6 Water Project energy.

7 Q. Okay. How many -- how many times total have
8 you been deposed?

9 A. Approximately three or four.

10 Q. Okay. And you said there was a case about
11 State Water Project energy. What was the nature of
12 that case?

13 A. It had to do with power generation on the
14 State Water Project and how the cost for those
15 facilities would be paid for.

16 Q. Okay. Who was the -- who were the plaintiff
17 and defendant in that case?

18 A. The plaintiff were -- the plaintiffs were a
19 set of state water contractors that contract for State
20 Water Project water, and we at Metropolitan were part
21 of another group of contractors. So both the
22 plaintiff and the defendant and the Department of
23 Water Resources were involved in that case.

24 Q. Okay. You've been through this before, but
25 I'm going to give you kind of a quick reminder.

1 Q. Okay. We will -- I know this is a
2 deposition that's going to be divided up. I don't
3 know how long we're going to go, but I generally try
4 to take breaks every hour.

5 We have to take a break anytime the court
6 reporter wants to change the videotape -- or the
7 videographer wants to change the videotape, so we'll
8 do that on a regular basis.

9 If, at some point, you need a break for any
10 reason, a bathroom break or whatever, just tell me.
11 So long as there's not a question pending, I'll do my
12 best to accommodate that.

13 A. Okay. Thank you.

14 Q. You understand that you're under oath today?

15 A. Yes, I do.

16 Q. And that you're under oath as if you were in
17 a courtroom?

18 A. Yes.

19 Q. Okay. Now, is there any reason you're not
20 able to give your best truthful testimony today?

21 A. No.

22 Q. Before we get started, terminology-wise, I
23 want to make sure that we understand each other.

24 I may refer to your employer, the
25 Metropolitan Water District of Southern California, as

1 Met or Metropolitan or MWD. Is that okay with you?

2 A. Yes.

3 Q. Okay. And those are terms that -- those are
4 terms that you use to describe your employer?

5 A. Yes.

6 Q. Okay. I may also refer at times to my
7 client, the San Diego County Water Authority, as the
8 Water Authority or SDCWA. Do you understand that?

9 A. Yes.

10 Q. Okay. And the subject of this deposition is
11 a rate structure integrity provision. I may refer to
12 that at times as RSI. Is that -- is that okay?

13 A. Yes.

14 Q. And you'll understand what I'm talking about
15 if I say that?

16 A. Yes.

17 Q. Okay. What is your present role at
18 Metropolitan?

19 A. I'm manager of bay delta initiatives.

20 Q. And what does that entail?

21 A. It entails working on activities and
22 projects related to the Sacramento-San Joaquin Delta
23 and the reliability of State Water Project water that
24 moves through the delta and working on efforts to
25 improve the reliability of the delta system.

1 Q. How long have you been in that role?

2 A. Approximately three and a half years.

3 Q. So you started that -- it's about mid-two
4 thousand -- I don't know why I looked at my watch.
5 It's mid-2013, so around 2010?

6 A. It was around March of 2010.

7 Q. Okay. And prior to that, you were employed
8 by Metropolitan. How long have you been employed
9 total by Metropolitan?

10 A. About 26 years.

11 Q. Wow, okay. Prior to 2010, what were the
12 roles that you had? And maybe take me sort of
13 backwards in order, if you would, starting with the
14 most recent.

15 A. Okay. With the most recent?

16 Q. Yes.

17 A. Okay. So since about March of 2010, I've
18 been working as manager of bay delta initiatives.

19 Prior to that, from about July of 1999 to
20 March of 2010, I was manager of the water resource
21 management group. That dealt with planning and
22 management of Metropolitan's water supply resources.

23 Q. Okay.

24 A. Prior to July of 1999, I was assistant
25 division manager for the water planning division of

1 Metropolitan. That was from about 1994 to 1999.

2 And before that, I had various levels of
3 responsibility.

4 I was hired in 1987 as an associate
5 engineer. And over the time between 1987 and 1994,
6 when I became an assistant division manager, I held
7 various roles and responsibilities, increasing in
8 responsibilities from associate engineer up to
9 engineer, senior engineer, principal engineer, and
10 then, in 19 -- around 1994, assistant division
11 manager.

12 Q. Okay. Can you tell me more about the role
13 that you had from 1999 to 2010 as the manager of the
14 water resources management group? What -- can you
15 just elaborate on sort of what your basic roles and
16 responsibilities were?

17 A. So the scope of the effort was managing over
18 activities related to imported water as well as local
19 water supply development.

20 And there were about 80 -- 80-plus staff
21 that were included in that -- in that group, in the
22 water resource management group. My job was to manage
23 over the activities, manage over the people that were
24 supervising over the various groups.

25 So we had groups dealing with imported

1 water, Colorado River water issues, State Water
2 Project issues, and then we had groups working on
3 local supply and water conservation. And we also had
4 a group working on planning, both water supply
5 planning for the future as well as early -- early
6 planning for facilities within Metropolitan's system.

7 Q. Okay.

8 A. So my job was to manage over those
9 activities.

10 Q. Okay. Who did you report to as the manager
11 of the water resources management group?

12 A. I initially reported to assistant general
13 manager Joe Tate, from about 1999 to somewhere in the
14 mid-2000s. And then from that point forward, I
15 reported to Deborah Mann, who was the chief operating
16 officer and assistant general manager, from that point
17 to the point that I took on the bay delta job in 2010.

18 Q. Okay. Can you briefly describe your
19 educational background?

20 A. College graduate. Graduated from Loyola
21 Marymount University with a bachelor's degree in civil
22 engineering. And took additional graduate courses,
23 but have not completed any advanced degrees.

24 Q. You understand that you have been designated
25 by Metropolitan as its person most qualified to

1 context of your question.

2 Q. You said: What we're trying to avoid is --

3 A. External.

4 Q. -- something that would be destabilizing.

5 A. Yeah. I was -- a destabilizing effect would
6 be if those challenges and the decisions that result
7 from them are coming from outside of Met, where
8 there's not the ability to figure out how the rates
9 and the resource plans fit together and how the
10 contracts are paid.

11 Q. And that destabilization comes from filing a
12 lawsuit challenging Met's rates?

13 A. It could be a lawsuit. It could be
14 legislation.

15 Q. Okay. Did -- in this presentation, did you
16 identify any possible -- any potential cost-shifting
17 risks that Metropolitan wanted the board to keep in
18 mind?

19 A. There's a reference on page 4 of the
20 document to how a shift could occur to member
21 agencies. If there is -- if there's a certain outcome
22 on how the water that was secured from Imperial to
23 San Diego, if that cost is resulting in a certain
24 outcome, that could result in shifts to other member
25 agencies.

1 Q. Okay. Why did you call this out in
2 particular?

3 A. What I recall is that there was quite a bit
4 of attention on how San Diego County Water Authority
5 would be receiving the water from IID with that
6 transfer and what kind of cost would be paid to
7 Metropolitan and the different arguments over what
8 that cost should be.

9 Q. And in Metropolitan's view, this posed a
10 cost-shifting risk?

11 A. What I remember is that the costs that are
12 included in our rate structure are correct system
13 charges, system access charges; and if there was a
14 challenge to the rate structure that ended up with
15 something different than that, that could result in a
16 shift of cost to other member agencies.

17 Q. Does the system access rate fund local water
18 projects and conservation programs?

19 MR. CHATTERJEE: Objection. Asked and
20 answered. Beyond the scope.

21 THE WITNESS: I actually am not really an
22 expert in that area or qualified to speak on just
23 exactly what's in the rates. What I am able to say is
24 that the approach that was taken in the rate structure
25 was cost of service.

1 THE WITNESS: I don't remember.

2 BY MR. BRAUNIG:

3 Q. Okay. You recall that in 2003, the Water
4 Authority and Metropolitan entered into an agreement
5 relating to water that was obtained from the Imperial
6 Irrigation District?

7 A. I generally remember that, yes.

8 Q. Okay. MWD was -- Metropolitan was aware
9 that in that exchange agreement, the Water Authority
10 reserved its rights to challenge Met's rates after a
11 five-year period?

12 MR. CHATTERJEE: Objection. Beyond the
13 scope. Calls for a legal conclusion in the terms of a
14 contract.

15 THE WITNESS: You know, I don't -- I don't
16 recall specifically my focus on that. I generally
17 recall the issue coming up, particularly there's some
18 references in the documents.

19 BY MR. BRAUNIG:

20 Q. In the discussions that you had with other
21 Metropolitan -- with other Metropolitan officials in
22 the period in which the RSI provision was being
23 conceived, did you have any discussions about that
24 five-year litigation time-out in the exchange
25 agreement?

1 MR. CHATTERJEE: I'm going to just object to
2 the characterization of the "five-year" term that is
3 in the document as a legal conclusion, and the
4 document's not before the witness.

5 THE WITNESS: Can you repeat the question
6 again? I'm sorry.

7 BY MR. BRAUNIG:

8 Q. Yeah. In your discussions, did you -- what
9 is the -- in your discussions with other Met staff
10 about the RSI provision, did you discuss this
11 possibility that the Water Authority might challenge
12 Met's rates again after a few years?

13 A. Well, I think it might have come up. I
14 mean, I think the memos that are included in the
15 documents that are part of this case also brings that
16 out as, you know, one of the factors.

17 But there were -- you know, there were other
18 areas and issues that were also considered, given that
19 the board had spent quite a bit of time developing its
20 rate structure and IRP.

21 Q. Had -- prior to 2004, had Metropolitan ever
22 had a rate structure integrity provision?

23 A. I don't believe so.

24 Q. Had -- in your experience, had Metropolitan
25 ever had anything like the rate structure integrity

1 developing the rate structure integrity provision only
2 a few months after the Water Authority and
3 Metropolitan entered into the 2003 exchange agreement?

4 A. I wouldn't be able to tell you when that
5 started, that discussion started. I could just tell
6 you when I remember -- when I see the memos in the
7 board -- in the case documents. Well, those started
8 in, like, around April of 2004.

9 MR. BRAUNIG: Okay. I would ask the court
10 reporter to hand the witness
11 , which is
12 already marked from yesterday's deposition. I think
13 I've got other copies.

14 (Exhibit 112 was previously marked and is
15 incorporated herein for reference.)

16 BY MR. BRAUNIG:

17 Q. Now, Exhibit 112 is the June 18th, 2004 memo
18 that Ron Gastelum sent to the member agency managers
19 about rate structure integrity?

20 A. Yes.

21 Q. Okay. This was the first letter in which --
22 well, let me ask you: Are you aware of any letters to
23 the Met board or member agency managers that pre-date
24 this June 2004 memo?

25 A. I remember seeing an April memo, I think, to
maybe our member -- at least some of our member --

1 excuse me -- some of our member agencies. That's in
2 the board documents or in the case documents. I'm
3 sorry.

4 Q. Okay. This was -- this is one of the -- is
5 this the first one, though, that went to everyone --
6 that went to all the member agency managers?

7 A. I don't really know for sure. It's the one
8 that I'm familiar with.

9 Q. Okay. What was the purpose of Exhibit 112?

10 MR. CHATTERJEE: Well, document speaks for
11 itself. And lacks foundation. Calls for speculation.

12 THE WITNESS: It looks like to me that the
13 CEO was communicating with the member agencies and
14 putting forth ideas on rate structure integrity. And
15 in this document, he attaches what was draft language
16 at that time. So it was to communicate this
17 information.

18 BY MR. BRAUNIG:

19 Q. Okay. And also to communicate some of the
20 reasons he believed an RSI provision was necessary?

21 A. Yeah. There are obviously reasons that are
22 included in the memo.

23 Q. Uh-huh. Drawing your attention to the first
24 paragraph, the sentence that begins, "As in the past."
25 Can you read that out loud?

1 at a lesser cost than is required to maintain the
2 system's integrity and reliability"?

3 MR. CHATTERJEE: Lacks foundation. Calls
4 for speculation.

5 THE WITNESS: Yeah. I couldn't tell you
6 what was in his mind when he -- you know, when that
7 sentence was written. Obviously, there's, you know,
8 other information in this memo.

9 BY MR. BRAUNIG:

10 Q. Okay. Let's look at the second paragraph.
11 What about -- can you read that out loud, please?

12 A. Yes. "One indication that such concern --
13 that such concerns are still valid was the San Diego
14 County Water Authority's position in the QSA agreement
15 reserving their right to challenge Metropolitan's
16 uniform willing rates after five years from the date
17 of execution of the QSA."

18 Q. Was the possibility that the Water Authority
19 might sue to challenge Met's rates after five years
20 one of the reasons that Metropolitan proposed the RSI
21 language?

22 A. It was a consideration, I believe, along
23 with other -- any other kind of challenges that could
24 occur from outside that would destabilize things.

25 Q. Okay. Other than the potential threat of

1 San Diego filing suit, does this -- does this
2 memorandum include any other references to specific
3 possible challenges?

4 MR. CHATTERJEE: Document speaks for itself.

5 THE WITNESS: The memo points out that, you
6 know, that with the rate structure and with -- with
7 the, you know, ability to transfer agricultural water,
8 that could create situations where the challenges
9 could be coming forward in order to get the, you know,
10 the transfer water from agricultural areas.

11 There could be challenges to the rate
12 structure given that the rate structure that had been
13 adopted was an unbundled rate structure that included
14 the system access rate.

15 BY MR. BRAUNIG:

16 Q. In 2004, were there any -- were there any
17 member agencies other than the Water Authority who
18 were attempting to acquire agricultural transfer
19 water?

20 MR. CHATTERJEE: Objection. Beyond the
21 scope.

22 THE WITNESS: There may have been.

23 BY MR. BRAUNIG:

24 Q. Are you aware of any in particular?

25 MR. CHATTERJEE: Same objection.

1 THE WITNESS: I generally remember that from
2 time to time, water transfer proposals would come up
3 with our member agencies.

4 BY MR. BRAUNIG:

5 Q. How does -- how does a -- you mentioned a
6 challenge to the system access rate. How does a
7 challenge to the system access rate threaten the
8 funding of local resource programs and conservation
9 efforts?

10 A. The understanding that I have is: The way
11 the rate structure was put together was based on cost
12 of service. So if you change any one portion of the
13 rate, it affects the other portions of the rates or
14 the structure of the rates, and that could have an
15 adverse effect in terms of how to support the overall
16 needs, the financial needs, that Metropolitan had for
17 either supply or for infrastructure.

18 Q. And what's your -- well, you said "in terms
19 of how to support the overall needs for either supply
20 or infrastructure." What about local resource
21 projects?

22 MR. CHATTERJEE: Objection. Vague and
23 ambiguous. Asked and answered.

24 THE WITNESS: So specifically on local
25 resources projects, what was the question?

1 BY MR. BRAUNIG:

2 Q. Yeah. When you say "local" -- when you say
3 "supply or for infrastructure," are you -- are you
4 incorporating the local resource programs in "supply"?

5 MR. CHATTERJEE: Objection. Beyond the
6 scope.

7 THE WITNESS: Yeah. I think that what I had
8 in mind was that -- or what I was trying to respond
9 with is that the rate structure is intended to support
10 all of the various objectives, both supply and
11 infrastructure. And certainly, the local resources
12 are part of the supply, given the integrated resources
13 plan that the board had adopted.

14 BY MR. BRAUNIG:

15 Q. Does -- could a -- could a member agency
16 challenge a single Met rate without challenging the
17 water stewardship rate?

18 MR. CHATTERJEE: Objection. Calls for
19 speculation. Incomplete hypothetical.

20 THE WITNESS: They can challenge -- I mean,
21 there's all kinds of challenges, you know. Trying to
22 figure out how that challenge would come forward, I
23 couldn't tell you.

24 But I would say that when the rate structure
25 was adopted, they, the board, adopted that rate

1 is, you know, the thoughts that were in this draft,
2 and, you know, what we presented to the board was what
3 they -- what the board considered when they adopted
4 the rate structure integrity language.

5 MR. BRAUNIG: We'll mark as -- ask the court
6 reporter to mark, please, as Exhibit 123 a multipage
7 document Bates-stamped MDW2010-00253179 through
8 253182.

9 (Exhibit 123 is marked for identification
10 and is appended hereto.)

11 BY MR. BRAUNIG:

12 Q. Okay. Is Exhibit 123 a memo that was sent
13 by Ron Gastelum, the CEO of Metropolitan, to
14 Metropolitan's board of directors in September 2004?

15 MR. CHATTERJEE: Lacks foundation.

16 THE WITNESS: This was part of the documents
17 that are part of the case, and I have seen this
18 document before. It's addressed to the board. I have
19 no reason to believe that it wasn't sent to the board.

20 BY MR. BRAUNIG:

21 Q. Do you recall this document from the time
22 when it was -- when it was prepared?

23 A. I generally remember the attachment,
24 "Frequently Asked Questions." I couldn't tell you
25 that I remember the cover memo, going back.

1 Q. Did you have a role in preparing or editing
2 the frequently asked questions?

3 A. I may have.

4 Q. I want to draw your attention to Question 2
5 on the frequently asked questions, and the last -- the
6 last sentence that begins, "In at least one instance."

7 Can you read that out loud, please?

8 A. "In at least one instance, a member agency
9 has positioned itself to bring a new rate structure
10 challenge with potentially significant cost shifting
11 onto other member agencies while still pressing for
12 substantial local project incentives."

13 Q. That's a reference to the San Diego County
14 Water Authority?

15 MR. CHATTERJEE: Lacks foundation.

16 THE WITNESS: Well, all I can say is that
17 there are other documents that refer to, you know,
18 challenges, either wheeling challenges or some of the
19 discussions that occur during the exchange agreement
20 period that related to the rate structure.

21 BY MR. BRAUNIG:

22 Q. Based on your involvement in the preparation
23 of this document, is that reference in that particular
24 sentence that begins "In at least one instance" -- is
25 that a reference to the fact that San Diego might

1 choose to bring a lawsuit challenging Met's rates?

2 A. What I was familiar with was the discussions
3 that occurred regarding the exchange agreement and a
4 five-year standstill. And I'm also familiar with some
5 of the challenges to a wheeling rate before that. So
6 those are the things that I'm familiar with.

7 Q. Who do you think this document is referring
8 to?

9 MR. CHATTERJEE: Objection. Calls for
10 speculation.

11 THE WITNESS: Well, the exchange agreement
12 with San Diego County Water Authority and the previous
13 challenges to the wheeling rate were San Diego County
14 Water Authority.

15 BY MR. BRAUNIG:

16 Q. So the answer is the San Diego County Water
17 Authority?

18 MR. CHATTERJEE: It's asked and answered.
19 Calling for speculation. He's given you his
20 recollection.

21 THE WITNESS: I think that -- I think that
22 this sentence doesn't specify, but those are the --
23 those are the circumstances that existed at that time.

24 BY MR. BRAUNIG:

25 Q. Okay. And this is listed under a frequently

1 asked question, "Why is Metropolitan proposing this
2 addition to the contracts?" Is that right?

3 A. There's that sentence and then the rest of
4 the paragraph, yes.

5 Q. This was one of the reasons that
6 Mr. Gastelum, on September 23rd, 2004, was giving to
7 the board as a reason why it should pass RSI?

8 A. The overarching reason is that the rate
9 structure had just been adopted. A resources plan had
10 been updated. And the need to support that resource
11 plan and then the contracts that were part of the
12 local resources implementation required incentive
13 payments or commitments. Those contracts had
14 commitments going out 20 years.

15 So the objective was to encourage any kind
16 of challenges or decision making to go through the
17 board process rather than from external forces.

18 Q. But the concern that was called out in that
19 sentence was the Water Authority might sue, and that
20 might result in some sort of cost shifting?

21 MR. CHATTERJEE: Objection. Again calls for
22 speculation. And has been asked and answered as to
23 that statement on page 1 of the frequently asked
24 questions.

25 THE WITNESS: In this paragraph, it's a

1 of 2004, I think it was the month, that was -- that
2 was after all of that deliberation and input.

3 Q. Okay. I'm not trying to be difficult. I
4 just want to make sure I understood the answer to the
5 question that I had asked, which was: Did
6 Metropolitan take any concrete steps to change or
7 amend its RSI provision in light of comments or
8 feedback that it received from the Water Authority?

9 MR. CHATTERJEE: Asked and answered. He
10 just answered your question.

11 THE WITNESS: I think that Met had comments
12 from a number of different agencies, and the proposal
13 that was put forward by the staff was attempting to
14 deal with a number of things that were suggested.

15 MR. BRAUNIG: Okay.

16 THE WITNESS: From all of those.

17 MR. BRAUNIG: Would this be 125?

18 Ask the court reporter, please, to mark
19 Exhibit 125. Exhibit 125 is a multipage document
20 Bates-stamped MWDPRA1017808 through 812.

21 (Exhibit 125 is marked for identification
22 and is appended hereto.)

23 BY MR. BRAUNIG:

24 Q. Okay. Do you recognize Exhibit 125 as a
25 memo sent from Ron Gastelum to Metropolitan's member

1 agency managers in November of 2004?

2 A. Yes.

3 Q. And you recognize that because you were --
4 and how do you -- how do you know that's what it is?

5 A. I saw it in the set of documents that are
6 part of the case.

7 Q. And did you see it as well in November of
8 2004?

9 A. I might have.

10 Q. Okay. I want to ask you a question about
11 the sentence in the third paragraph of this
12 memorandum, starting with, "But the San Diego County
13 Water Authority."

14 Can you read that out loud?

15 A. But the --

16 MR. CHATTERJEE: I'm sorry. Could we put
17 the whole thing in context? It starts with a
18 coordinating conjunction there.

19 MR. BRAUNIG: What are you -- what are you
20 asking, Raj?

21 MR. CHATTERJEE: Objection to the extent
22 you're taking a statement out of context.

23 MR. BRAUNIG: Okay.

24 Q. All right. Why don't you start reading
25 with, "I have attached."

1 A. Okay. "I have attached the response to the
2 white paper that was submitted by Gordon Hess at our
3 last meeting. It is my understanding that Maureen
4 Stapleton has represented that the San Diego County
5 Water Authority has no plans to undertake a challenge
6 to Metropolitan's rate structure, but the San Diego
7 County Water Authority is not willing to agree not to
8 challenge Metropolitan's rate structure in a manner
9 that would reduce Metropolitan's wheeling rate or
10 exchange rate as defined in the QSA agreements."

11 Q. Continue.

12 A. "The intent of such a challenge would be to
13 reduce QSA costs agreed to by San Diego in the
14 negotiations. These costs would necessarily be paid
15 by other agency -- other member agencies."

16 Q. Why did Metropolitan feel the need to convey
17 this information to the member agency managers?

18 MR. CHATTERJEE: Object. You're calling
19 for -- calls for speculation as to what was in Ron
20 Gastelum's mind. Lacks foundation.

21 THE WITNESS: Could you repeat the question
22 again, please?

23 MR. BRAUNIG: Could you read it back,
24 please, Madam Court Reporter?

25 (Record is read as follows:)

1 "Q. Why did Metropolitan feel the need
2 to convey this information to the member agency
3 managers?"

4 A. Well --

5 MR. CHATTERJEE: Same objections.

6 THE WITNESS: Certainly, there -- there was
7 this as a factor that went into attempting to mitigate
8 for, you know, the possibility of the rate structure
9 being challenged from outside. So this was -- this
10 was a part of that. And in this particular memo, this
11 is -- this is being pointed out.

12 BY MR. BRAUNIG:

13 Q. Did it matter to Metropolitan, in adopting
14 the RSI provision, that the Water Authority wouldn't
15 refuse to agree not to -- or wouldn't agree not to
16 challenge Met's rate structure?

17 A. I think any kind of -- any kind of potential
18 challenges from outside were a concern, so this was
19 one of them.

20 Q. If the Water Authority had said -- had
21 agreed not to challenge Met's rate structure, would --
22 would Met have still continued to propose to its board
23 the Q -- the RSI provision?

24 MR. CHATTERJEE: Calls for speculation.
25 Incomplete hypothetical. Lacks foundation.

1 CERTIFICATE OF REPORTER

2

3 I, the undersigned Certified Shorthand Reporter
4 licensed in the State of California, do hereby
5 certify:

6 That the foregoing deposition of STEPHEN ARAKAWA
7 was taken before me at the time and place therein set
8 forth, at which time the witness was put under oath or
9 affirmation by me;

10 That the testimony of the witness and all
11 objections made at the time of examination were
12 recorded stenographically by me and were thereafter
13 transcribed, said transcript being a true copy of my
14 shorthand notes thereof;

15 That signature () was (X) was not requested prior
16 to conclusion of the proceedings.

17 I further declare that I have no interest in the
18 outcome of the action.

19 In witness whereof, I have subscribed my name this
20 date: September 16, 2013.

21

22

23

24

25

LISA O'SULLIVAN
California CSR No. 7822
Registered Merit Reporter
Certified Realtime Reporter

SUPERIOR COURT OF THE STATE OF CALIFORNIA
COUNTY OF SAN FRANCISCO

SAN DIEGO COUNTY WATER)	
AUTHORITY,)	
)	
Petitioner/Plaintiff,)	
)	
vs.)	
)	
METROPOLITAN WATER)	Case No. CPF-10-510830
DISTRICT OF SOUTHERN)	Case No. CPF-12-512466
CALIFORNIA; ALL PERSONS)	
INTERESTED IN THE)	
VALIDITY OF THE RATES)	
ADOPTED BY THE)	
METROPOLITAN WATER)	
DISTRICT OF SOUTHERN)	
CALIFORNIA ON APRIL 13,)	
2010, TO BE EFFECTIVE)	
JANUARY 2011; and DOES)	
1-10,)	
)	
Respondents/Defendants.)	
<hr/>)	

VIDEOTAPED DEPOSITION OF
JUNE SKILLMAN
LOS ANGELES, CALIFORNIA
SEPTEMBER 17, 2013

Reported by:
Lisa O'Sullivan
Ca. CSR No. 7822,
RMR, CRR

1 Videotaped deposition of JUNE SKILLMAN, taken
2 on behalf of Petitioner and Plaintiff, at 725 South
3 Figueroa Street, 31st Floor, Los Angeles, California,
4 beginning at 9:09 a.m. and ending at 10:20 a.m., on
5 Tuesday, September 17, 2013, before Lisa O'Sullivan,
6 California Certified Shorthand Reporter No. 7822,
7 Registered Merit Reporter, Certified Realtime
8 Reporter.

9

10 A P P E A R A N C E S

11

12 For the Petitioner and Plaintiff:

13 KEKER & VAN NEST, LLP
14 633 Battery Street
15 San Francisco, California 94111-1809
16 415.391.5400 T
17 By: DANIEL PURCELL, ESQ.
Dpurcell@kvn.com
415.773.6697 D

17

18 For the Respondent and Defendant METROPOLITAN WATER
19 DISTRICT OF SOUTHERN CALIFORNIA and for the Witness:

19 MORRISON & FOERSTER, LLP
20 425 Market Street
21 San Francisco, California 94105-2482
22 415.268.7537 T
23 415.268.7522 F
24 By: SOMNATH RAJ CHATTERJEE, ESQ.
25 Schatterjee@mofo.com

23

24

25

1 A P P E A R A N C E S (Continued)

2

3 For the Respondents and Defendants LAS VIRGENES
4 MUNICIPAL WATER DISTRICT, Foothill Municipal Water
5 DISTRICT, WEST BASIN MUNICIPAL WATER DISTRICT, EASTERN
6 MUNICIPAL WATER DISTRICT, and WESTERN MUNICIPAL WATER
7 DISTRICT:

8 LeMIEUX & O'NEILL, PLC
9 4165 East Thousand Oaks Boulevard, Suite 350
10 Westlake Village, California 91362-3852
11 805.495.4770 T
12 805.495.2787 F
13 By: CHRISTINE CARSON, ESQ.
14 Christine@lemieux-oneill.com
15 (Present telephonically)

16

17 For LADWP:

18 LOS ANGELES DEPARTMENT OF WATER & POWER
19 111 North Hope Street, Room 340
20 Los Angeles, California 90012
21 PO Box 51111, Room 340
22 Los Angeles, California 90051
23 213.367.2372 T
24 213.241.1403 F
25 By: TINA SHIM, DEPUTY CITY ATTORNEY
Tina.Shim@ladwp.com

26

27 Also Present:

28 KEVIN CROWLEY, Videographer

29 BOB CAMPBELL

30 SYDNEY BENNION, ESQ.

31

32

33

34

35

1 Sydney Bennion, who is also counsel for the
2 Metropolitan Water District of Southern California.

3 MS. CARSON: This is Christine Carson. I
4 represent Western Municipal Water District, Eastern
5 Municipal Water District, West Basin Municipal Water
6 District, Foothill Municipal Water District, and Las
7 Virgenes Municipal Water District.

8 JUNE SKILLMAN,

9 having been first duly sworn,

10 was examined and testified as follows:

11 EXAMINATION

12 BY MR. PURCELL:

13 Q. Good morning.

14 A. Good morning.

15 Q. Could you state your name for the record,
16 please?

17 A. June M. Skillman.

18 Q. And, Ms. Skillman, you're currently an
19 employee of the Metropolitan Water District; is that
20 right?

21 A. Yes, I am.

22 Q. I might refer to the Metropolitan Water
23 District as Met or MWD today. Do you understand that?

24 A. Okay. Yes.

25 Q. And I might refer to the San Diego County

1 Water Authority as San Diego or the Water Authority.

2 A. Okay.

3 Q. Just so we're clear on terminology.

4 What's your current position at MWD?

5 A. I'm the manager of the financial planning
6 and budget section.

7 Q. And what are your responsibilities,
8 generally, in that position?

9 A. I'm responsible for developing
10 Metropolitan's biannual budget and developing the cost
11 of service and the rates and charges that support the
12 revenue requirement that supports the budget.

13 Q. How long have you been in that position?

14 A. I was promoted to this position in December
15 of 2012.

16 Q. And prior to your promotion to this
17 position, were you employed in another capacity at
18 MWD?

19 A. I was employed in another capacity. I was
20 the manager of the financial planning section.

21 Q. So in December of 2012, you took on
22 additional responsibilities related to the budget?

23 A. Correct.

24 Q. How long were you the manager of the
25 financial planning section at MWD?

1 A. I was promoted to that position in January
2 of 2011.

3 Q. Without going through your entire employment
4 history at MWD, when were you first hired by MWD?

5 A. I was first hired at Metropolitan in January
6 of 1995. I worked there for two years. I left in
7 January of 1997 and returned at the end of May 2005.

8 Q. And have you worked continuously at
9 Metropolitan since May of 2005?

10 A. Since May of 2005.

11 Q. When you were rehired in May 2005, what
12 position were you rehired in?

13 A. I was a Program Manager 2, and I was in
14 charge of risk management associated with
15 Metropolitan's energy portfolio and also the redesign
16 of their billing system.

17 Q. Between that position and your promotion to
18 manager of financial planning in January of 2011, did
19 you have other positions at MWD?

20 A. No, I was Program Manager 2.

21 Q. All right. Are you here to testify on
22 behalf of Metropolitan Water District?

23 A. Yes, I am.

24 Q. What's your understanding as to what
25 subjects you're here to testify about?

1 A. My understanding is that I'm here to talk
2 about preferential rights and Metropolitan's
3 calculation of preferential rights.

4 Q. I'd like to hand you a document which I
5 won't remark, but it's previously been marked as
6 Exhibit 100.

7 (Exhibit 100 was previously marked and is
8 incorporated herein for reference.)

9 BY MR. PURCELL:

10 Q. Ms. Skillman, have you seen Exhibit 100
11 before?

12 A. Yes, I have.

13 Q. And if -- could you turn to page 5 of
14 Exhibit 100?

15 Do you see Topic Number 4 in the subtopics
16 at the top of the page?

17 A. Yes, I do.

18 Q. Do those topics describe what you're here
19 today to testify about, to your understanding?

20 A. Yes, it is.

21 Q. One thing I should just mention, by way of
22 ground rules, before we get too deeply into the
23 substance, is that it's going to be obvious from time
24 to time what my question is before I'm done asking it.

25 A. Okay.

1 the preferential rights calculation for Metropolitan's
2 member agencies?

3 A. Correct.

4 Q. In forming the basis of the testimony that
5 you're going to give today on behalf of Metropolitan
6 Water District, did you review any documents?

7 A. I reviewed the documents that we produced
8 for this case.

9 Q. Did you review any documents that weren't
10 produced in this case, to your knowledge?

11 A. No, I did not.

12 Q. And what documents did you review to form
13 the basis of your testimony here today?

14 A. Metropolitan produced the electronic files
15 that we have used to develop the calculation of the
16 preferential rights. I also reviewed the work papers
17 of the analyst who does the calculation of
18 preferential rights.

19 Q. Anything else?

20 A. No.

21 Q. When you say "the work papers of the analyst
22 who does the calculation of preferential rights," what
23 do you mean by that?

24 A. Mr. Butkovich maintains a file, and he has
25 in his file the preliminary and the final calculations

1 of preferential rights for each -- each fiscal year.

2 In addition to that, he has work papers that
3 are necessary for him to do the calculation. These
4 include schedules that he gets from the accounting
5 department. So those schedules are included in his
6 work papers.

7 Q. All right. So we've established that you're
8 here to testify about preferential rights. It
9 probably would be helpful for me to ask: What's --
10 what are preferential rights?

11 A. Preferential rights are a statutory
12 calculation in Metropolitan's Act.

13 Q. When you say they're a "statutory
14 calculation," what statute are you referring to?

15 A. Section 135 of Metropolitan Water District
16 Act.

17 Q. And what does that statute provide,
18 Section 135?

19 MR. CHATTERJEE: Calls for a legal
20 conclusion. Statute speaks for itself.

21 BY MR. PURCELL:

22 Q. You can answer.

23 A. It provides that member agencies -- that
24 Metropolitan can allocate water, its water supplies,
25 to a member agency based on its proportionate share of

1 revenues to Metropolitan that include property taxes
2 and others but excludes the purchase of water.

3 MR. PURCELL: I'd like to ask the court
4 reporter to mark this document as Exhibit 141.

5 (Exhibit 141 is marked for identification
6 and is appended hereto.)

7 BY MR. PURCELL:

8 Q. Ms. Skillman, I've had the court reporter
9 hand you Exhibit 141, which is not a complete version
10 of the Metropolitan Water District Act, but it does,
11 on the second page, which is on the back, contain
12 Section 135.

13 Do you recognize the text here as the text
14 of Section 135 of the Metropolitan Water District Act?

15 A. Yes, I do.

16 Q. Okay. Now, the Metropolitan Water District
17 Act was enacted by the California legislature;
18 correct?

19 A. Correct.

20 Q. And as far as Metropolitan Water District is
21 concerned, the legislature has the power to revise
22 Section 135 if it chooses; correct?

23 A. Correct.

24 Q. Do you know whether the Section 135 of the
25 MWD Act as ever been amended by the legislature since

1 it was enacted?

2 MR. CHATTERJEE: Objection. Calls for a
3 legal conclusion. Lacks foundation.

4 You can answer if you know.

5 THE WITNESS: My understanding is that
6 Section 135 was amended by the legislature in 1931 to
7 change the calculation.

8 BY MR. PURCELL:

9 Q. And do you know the nature of the amendment
10 in 1931, just generally speaking?

11 MR. CHATTERJEE: Objection. Calls for a
12 legal conclusion. The statute speaks for itself.

13 BY MR. PURCELL:

14 Q. You can answer, unless he tells you not to.

15 A. Apparently, prior to 1931, the calculation
16 was based on the assessed valuation of each member
17 agency. And in 1931, the calculation was changed to
18 base it on the accumulation of property tax revenues
19 and other revenues, excluding the purchase of water.

20 Q. All right. And I see that language in the
21 statute. Is there any other source of preferential
22 rights other than Section 135?

23 MR. CHATTERJEE: Objection. Vague and
24 ambiguous.

25 THE WITNESS: Not that I'm aware of.

1 BY MR. PURCELL:

2 Q. So as far as Metropolitan is concerned, the
3 sole basis of the preferential rights calculation is
4 the language in Section 135?

5 A. Correct.

6 Q. So you've mentioned that the statute refers
7 to that total accumulation of amounts paid by such
8 agencies to the district on tax assessments and
9 otherwise, excepting purchase of water.

10 How does Metropolitan go about calculating
11 an amount from that statutory language?

12 A. The analyst takes the previous year's
13 calculation, which has the accumulation of property
14 tax revenues, any -- any incidental capital
15 contributions that have been made, the
16 readiness-to-serve charge, and the capacity charge.
17 It then goes to accounting and gets from them a number
18 of schedules that he uses to update that information.

19 So he gets the latest fiscal year's property
20 tax revenues by member agency, which is a schedule
21 produced by accounting. He gets any information that
22 may have occurred on capital contributions. He may
23 have had a member agency install or have constructed a
24 connection, for example, and that would be included in
25 the contributions.

1 Q. Is there any reference in the statute to
2 shortages of water?

3 A. In Section 135?

4 MR. CHATTERJEE: Objection. Calls for a
5 legal conclusion.

6 BY MR. PURCELL:

7 Q. In Section 135.

8 A. There is no reference to shortage in
9 Section 135.

10 Q. And there's no reference to emergencies in
11 Section 135?

12 MR. CHATTERJEE: Again, calls for a legal
13 conclusion.

14 THE WITNESS: There's no reference to
15 emergencies in Section 135.

16 BY MR. PURCELL:

17 Q. When Met calculates preferential rights, it
18 excludes any amounts paid to Metropolitan for, quote,
19 purchase of water, unquote; correct?

20 A. That's correct.

21 Q. How does Metropolitan define that phrase for
22 purposes of calculating preferential rights?

23 MR. CHATTERJEE: Objection. Calls for a
24 legal conclusion. Violates the Court's order.

25 You can testify as to what Metropolitan

1 does.

2 THE WITNESS: Metropolitan only includes,
3 for purposes of calculating preferential rights,
4 property tax payments, capital contributions that may
5 have been made, the readiness-to-serve charge, and the
6 capacity charge. All other payments by the member
7 agencies are considered the purchase of water.

8 BY MR. PURCELL:

9 Q. And why is that?

10 A. That's our interpretation of that statute.

11 Q. What's the basis of that interpretation? Is
12 it in the statutory language? Is it in the
13 legislative history?

14 MR. CHATTERJEE: Again, objection. Calls
15 for a legal conclusion. Violates the Court's order.

16 You can testify as to Met's calculation --
17 methodology by which Metropolitan calculates
18 San Diego's preferential rights and MWD's
19 understanding of the operation of preferential rights
20 as set forth in the deposition notice.

21 THE WITNESS: The purchase of water, as
22 defined by Metropolitan, includes the supply, whatever
23 the cost is of the supply, the cost of delivering that
24 supply, and the potential cost of treating the supply,
25 if it's delivered as treated water to the member

1 agency.

2 Those all constitute the purchase of water.

3 They're all volumetric in nature, and they're all

4 excluded from the preferential rights calculation.

5 BY MR. PURCELL:

6 Q. What's Met's basis for including treatment
7 and transportation charges in the phrase "purchase of
8 water" --

9 A. Purchase --

10 Q. -- as opposed to just supply charges?

11 A. Purchase of water is defined broadly. In
12 this particular section, the preferential right talks
13 about the preferential right to supply; but in the
14 determination, the legislature clearly excluded
15 purchase of water, which is broader than just supply.

16 Q. And my question is: Where is the phrase
17 "purchase of water" defined in the statute? Let's
18 start with the statute.

19 MR. CHATTERJEE: Objection. Calls for a
20 legal conclusion.

21 You can testify as to the methodology by
22 which Met calculates preferential rights and your
23 understanding.

24 Again, you're violating the Court's order,
25 and I'm going to cut this off soon.

1 THE WITNESS: The purchase of water, as
2 defined by Metropolitan, isn't just the supply. It's
3 the supply, but it also includes the delivery.
4 Metropolitan can't sell water to its member agencies
5 unless it delivers it.

6 BY MR. PURCELL:

7 Q. No, I understand how it's done. Where is
8 the phrase "purchase of water" defined?

9 A. It's not defined.

10 Q. Has Met ever issued a board opinion defining
11 the phrase "purchase of water"?

12 A. I'm not aware of a board letter defining
13 "purchase of water."

14 Q. Has Met ever had its general counsel draft a
15 memo defining the phrase "purchase of water"?

16 MR. CHATTERJEE: Objection. Calls for a
17 legal conclusion. Calls for attorney-client
18 privilege.

19 THE WITNESS: I'm not aware.

20 MR. CHATTERJEE: If you're aware of
21 nonprivileged communication, then you can answer.

22 THE WITNESS: I'm not aware.

23 MR. CHATTERJEE: I'm going to state an
24 interjection to the question, if we can go back: Has
25 it ever been defined?

1 Metropolitan during the period of time that that would
2 have --

3 BY MR. PURCELL:

4 Q. Fair enough. Fair enough.

5 Are you aware of a time -- and maybe you're
6 not because this is when you were absent from Met.
7 But are you aware of a time when Metropolitan began
8 imposing a separate wheeling charge on services it
9 provided to its member agencies?

10 A. I left in January of 1997, and my
11 recollection is that's probably when the issue was
12 coming to a head. So I'm not -- I'm not familiar with
13 that particular part.

14 Q. All right. Going back to the phrase
15 "purchase of water," has Metropolitan's interpretation
16 of purchase of water, as you've defined it, been the
17 same historically over time, or has it ever changed?

18 MR. CHATTERJEE: Objection. Calls for a
19 legal conclusion. Violates the Court's order.

20 You can testify about how Met -- the
21 methodology by which Met calculated preferential
22 rights and the operation of preferential rights.

23 THE WITNESS: Can you repeat your question?

24 BY MR. PURCELL:

25 Q. Sure. Has Metropolitan's methodology for

1 calculating preferential rights ever changed over
2 time, or has it always been as you've described it?

3 A. It's always been as I've described it.

4 Q. Now, until 2003, Metropolitan had a single
5 bundled water rate that it charged its member agencies
6 for purchasers of MWD water; correct?

7 A. Correct.

8 Q. And that rate included charges for supply,
9 transportation, power, treatment, everything; correct?

10 A. If the water was treated, it included
11 treatment. If it was untreated, it didn't include
12 that. But otherwise, that would be correct.

13 Q. All right.

14 A. It was a bundled rate.

15 Q. It was an all-in-one charge for the cost of
16 Metropolitan water to Met member agencies?

17 A. Correct.

18 Q. So when Met calculated preferential rights
19 prior to 2003 on purchases of Metropolitan water, it
20 calculated it based on that single bundled rate;
21 correct?

22 MR. CHATTERJEE: Objection. Vague and
23 ambiguous.

24 THE WITNESS: When -- could you repeat the
25 question?

1 BY MR. PURCELL:

2 Q. Sure. Prior to 2003, when Met deducted
3 amounts for the purchase of water from its
4 preferential rights calculation, it was deducting its
5 single bundled rate that Metropolitan agencies paid
6 Met for Metropolitan water?

7 A. Metropolitan doesn't perform the
8 preferential rights calculation by deducting revenues.
9 The preferential rights calculation is a bottom-up
10 calculation. We only include certain revenues.
11 There's no deduction.

12 Q. All right. So Metropolitan, prior to 2003,
13 excluded from the preferential rights calculation the
14 single bundled rate it charged its member agencies for
15 Metropolitan water?

16 A. That's correct.

17 Q. But when Metropolitan initially began
18 calculating preferential rights by excluding those
19 amounts, it wasn't transporting any third-party water
20 through its system to member agencies; correct?

21 MR. CHATTERJEE: Objection. Lacks
22 foundation. Asked and answered. Vague as to time.

23 BY MR. PURCELL:

24 Q. You can answer.

25 A. I have no knowledge of any wheeling

1 transactions that would have occurred in the early
2 years.

3 Q. Okay. You're not aware of any; correct?

4 A. No.

5 Q. All right. Are you familiar with the way
6 preferential rights -- strike that.

7 Are you familiar with the way that amounts
8 San Diego pays to MWD under the exchange agreement are
9 treated with respect to preferential rights?

10 A. Yes.

11 Q. And how are those payments treated?

12 A. The -- under the exchange agreement, the
13 Water Authority pays for the delivery of its exchange
14 water. It pays the water stewardship rate, the system
15 access rate, and the system power rate.

16 Those are volumetric rates that are applied
17 based on the amount of water that is delivered to the
18 Water Authority, and it is not included in
19 preferential rights.

20 Q. And why is that?

21 A. It's considered the purchase of water.

22 Q. And why is that?

23 A. One, it's not property taxes. It's not the
24 readiness-to-serve charge. It's not the capacity
25 charge. And it's not miscellaneous capital

1 contribution.

2 And it's also not included because it's
3 exactly the same payments that are made by other
4 member agencies who also purchase water but have it
5 delivered for them by Metropolitan.

6 Q. Under the exchange agreement,
7 Metropolitan -- strike that.

8 Under the exchange agreement, San Diego is
9 not purchasing any water supply from Metropolitan, is
10 it?

11 MR. CHATTERJEE: Objection. Calls for a
12 legal conclusion.

13 BY MR. PURCELL:

14 Q. You can answer.

15 A. Under the exchange agreement, the San Diego
16 County Water Authority makes water available to
17 Metropolitan at its Whitsett intake, and Metropolitan
18 delivers a like amount to the Water Authority's
19 connections. That water can come from any source
20 Metropolitan has. It has a zero charge price -- price
21 associated with it.

22 Q. When you say, "It has a zero charge price
23 associated with it," what has a zero charge price?

24 A. The water itself, the supply, has a zero
25 price associated with it.

1 Q. So Metropolitan is charging San Diego only
2 for transportation?

3 A. We're charging them for the delivery of
4 their exchange water.

5 Q. And the water that San Diego is delivering
6 to Metropolitan is water that San Diego has obtained
7 from the Imperial Irrigation District and the lining
8 of canals; is that right?

9 MR. CHATTERJEE: Objection. Calls for a
10 legal conclusion.

11 THE WITNESS: Correct.

12 BY MR. PURCELL:

13 Q. And San Diego doesn't have any way to get
14 that water to San Diego's facilities, other than
15 through Metropolitan's facilities; correct?

16 MR. CHATTERJEE: Objection. Lacks
17 foundation.

18 THE WITNESS: That's my understanding.

19 BY MR. PURCELL:

20 Q. Now, the Metropolitan facilities that
21 Metropolitan uses to convey water from the Imperial
22 Irrigation District, say, to San Diego's facilities,
23 those are -- that's typically full of other water;
24 correct?

25 A. Well, Metropolitan doesn't deliver the water

1 from the Imperial Irrigation District. Metropolitan
2 takes the water at its Whitsett intake, which is not
3 part of the Imperial Irrigation System.

4 Q. And the pipes, the Metropolitan pipes
5 between the Whitsett intake and the San Diego
6 facilities, those pipes are full of other water;
7 correct?

8 A. The Colorado River Aqueduct and the State
9 Water Project and any other source of supply we have
10 is full of other -- is -- has other water associated
11 with it, not just the exchange water.

12 Q. Right. So the pipes aren't empty, is what
13 I'm getting at; is that right?

14 A. No. On occasion, when we have outages,
15 but . . .

16 Q. Okay. And so is there any way to convey the
17 canal lining and IID water from the Whitsett intake to
18 San Diego's facilities without commingling it with
19 other water?

20 A. No, there's not.

21 Q. Has Metropolitan ever distinguished between
22 the meaning of the phrase "purchase of water" for
23 preferential rights in the context of purchases of MWD
24 water versus the purchases of third-party water?

25 MR. CHATTERJEE: Objection. Calls for a

1 legal conclusion. Vague and ambiguous.

2 THE WITNESS: No.

3 BY MR. PURCELL:

4 Q. And why not? Why doesn't it matter to Met
5 that the source of the water supply comes from a third
6 party?

7 A. For purposes of assessing the member agency,
8 the cost to transport that water doesn't matter,
9 whether it's Metropolitan water or third-party water.

10 The mem -- the agency for whom the water's
11 being wheeled or transported is going to pay the
12 system access rate. They're going to pay the water
13 stewardship rate. Those are volumetric charges.
14 They're considered the purchase of water, and they're
15 excluded from the preferential rights calculation.

16 In addition, in a wheeling transaction
17 specifically, the agency wheeling would be charged the
18 actual cost of power. That's also considered the
19 purchase of water and is excluded from preferential
20 rights.

21 Q. Now, you've mentioned volumetric rates a
22 couple of times.

23 A. Uh-huh.

24 Q. What's a volumetric rate?

25 A. It's a rate that's charged on a

1 per-acre-foot basis. It's based on the volume of
2 water that's delivered.

3 Q. In Metropolitan's view, is there some
4 particular significance about a volumetric rate that
5 puts it within the category of the purchase of water
6 for purposes of the preferential rights calculation?

7 A. Well, for purposes of the preferential
8 rights calculation, because of the change in 1984
9 to -- and the addition of Section 124.5, Metropolitan
10 was given the authority to add the two fixed charges.

11 Those two fixed charges were added to make
12 up for the loss of the property tax revenue, so
13 they're included. And there are also fixed charges
14 that are paid by the member agency regardless of any
15 volumes used.

16 So the purchase of water has been -- is
17 generally accepted to be any volumetric rate that we
18 charge that's associated with volumes of water moved
19 and delivered.

20 Q. And when you say "generally accepted," do
21 you mean generally accepted within Metropolitan or do
22 you mean something else?

23 A. Within Metropolitan.

24 Q. All right. Are you aware of any source
25 outside of Metropolitan that generally accepts

1 volumetric rates as necessarily being part of the
2 purchase of water?

3 MR. CHATTERJEE: Objection to the extent it
4 calls for a legal conclusion on the case law.

5 THE WITNESS: To my knowledge, "preferential
6 rights" is a pretty unique concept.

7 BY MR. PURCELL:

8 Q. When you say "pretty unique," you mean
9 unique to Metropolitan?

10 A. I believe it's unique to Metropolitan. I'm
11 not aware of any other agency that has preferential
12 rights.

13 Q. Now, a Metropolitan member agency can
14 exercise its preferential rights to water at any time
15 it wishes; correct?

16 A. As far as I'm aware, no member agency has
17 ever exercised preferential rights, so it's unclear to
18 me the circumstances under which it would happen.

19 Q. Fair enough.

20 When you say, "No member agency has
21 exercised its preferential rights," you mean no member
22 agency has ever demanded a volume of water from
23 Metropolitan by referring to its preferential rights?

24 A. Correct.

25 Q. Leaving that aside, whether or not it's ever

1 happened --

2 A. Uh-huh.

3 Q. -- talking in terms of the agency's right to
4 do it, a member agency has the right to demand its
5 preferential right to water at any time?

6 MR. CHATTERJEE: Objection. Calls for a
7 legal conclusion.

8 THE WITNESS: That's my understanding under
9 the statute.

10 BY MR. PURCELL:

11 Q. Okay. Now, are there circumstances in which
12 a member agency would lose its right to demand its
13 preferential right to water from Met?

14 MR. CHATTERJEE: Objection. Calls for a
15 legal conclusion. Calls for speculation.

16 THE WITNESS: I'm not aware of any.

17 BY MR. PURCELL:

18 Q. Are you familiar with -- strike that.

19 You said that you're not aware of an agency
20 ever exercising its preferential rights with
21 Metropolitan.

22 Agencies do discuss the concept of
23 preferential rights with Metropolitan routinely, don't
24 they?

25 A. I would not say routinely.

1 Q. Agencies do periodically request a
2 calculation from Metropolitan of their preferential
3 rights; correct?

4 A. They have.

5 Q. And you mentioned Mr. Butkovich is involved
6 in developing schedules that set forth each agency's
7 preferential rights --

8 A. Correct.

9 Q. -- is that correct? Okay.

10 And Mr. Butkovich does that approximately
11 annually?

12 A. Mr. Butkovich does perform that calculation
13 annually.

14 Q. And then when Mr. Butkovich performs the
15 calculation of preferential rights, the output from
16 that is a spreadsheet or a schedule with -- listing
17 each agency's preferential rights?

18 A. That's correct.

19 Q. And what does Mr. Butkovich do with that
20 spreadsheet or schedule? Does he forward it to the
21 member agencies?

22 A. Generally, no. I'm only aware of one
23 instance in maybe the last 10 years when it's actually
24 been provided to all the member agencies. A few
25 member agencies ask for it. They're provided the

1 calculation, and that's all that's done with it.

2 Q. The San Diego County Water Authority has
3 periodically requested a calculation of its
4 preferential rights from Met; correct?

5 A. My understanding is that they ask for it
6 annually.

7 Q. And Met provides it annually; correct?

8 A. Correct.

9 Q. And the City of Los Angeles has also
10 requested from Met a calculation of its preferential
11 rights, hasn't it?

12 A. From time to time.

13 Q. And Met has provided it from time to time,
14 when LA has requested it?

15 A. Yes.

16 Q. And other member agencies have also
17 requested calculation of their preferential rights?

18 A. From time to time.

19 Q. And again, Met has provided those
20 calculations from time to time?

21 A. Correct.

22 Q. Are you aware of any instance where a
23 Metropolitan member agency has made reference to its
24 preferential rights to water in discussing policy
25 issues with Met?

1 A. The only instance that I'm familiar with
2 where a member agency or agencies talked about
3 preferential rights was in the water supply allocation
4 plan, which Met implemented in 2008.

5 Q. And what do you remember about member
6 agencies' discussion of their preferential rights in
7 connection with the adoption of the water supply --

8 MR. CHATTERJEE: Lacks foundation.

9 (Reporter interruption for clarity of the
10 record.)

11 BY MR. PURCELL:

12 Q. What do you remember about member agencies'
13 discussion about their preferential rights in
14 connection with development of the water supply
15 allocation plan?

16 MR. CHATTERJEE: Lacks foundation.

17 THE WITNESS: Metropolitan put together a
18 water supply allocation plan that recognized each
19 member agency's need for Metropolitan supplies.

20 There was a concern about preferential
21 rights, and it was incorporated into the water supply
22 allocation plan by ameliorating the penalty rate that
23 a member agency would pay if they exceeded their
24 allocation but were within their preferential right
25 for water.

1 BY MR. PURCELL:

2 Q. So the water supply allocation plan
3 specifically made reference to an agency's
4 preferential rights in calculation of this penalty
5 rate?

6 A. Correct.

7 Q. Are you familiar with the WSDM, the W-S-D-M,
8 plan?

9 A. I am not part of the WSDM team. The WSDM
10 plan is the Water Supply and Demand Management plan.
11 That is implemented by water systems operations and
12 our water resource management group. Finance doesn't
13 participate in that plan.

14 Q. Are you aware of any reference to
15 preferential rights, the concept of preferential
16 rights, in the WSDM plan?

17 A. No, I'm not.

18 MR. CHATTERJEE: Lacks foundation. Go
19 ahead.

20 THE WITNESS: No, I'm not.

21 BY MR. PURCELL:

22 Q. Other than in reference to the water supply
23 allocation plan, are you aware of any other instance
24 where Met member agencies have made reference to their
25 preferential rights in policy discussions with Met?

1 THE WITNESS: No.

2 BY MR. PURCELL:

3 Q. Are you aware of whether Met member agencies
4 factor in their preferential rights in setting their
5 own policy?

6 A. No.

7 MR. CHATTERJEE: Lacks foundation --
8 objection. Lacks foundation. Go ahead.

9 THE WITNESS: No.

10 BY MR. PURCELL:

11 Q. Do you have any feeling about whether
12 Metropolitan member agencies factor in their
13 preferential rights in determining the reliability of
14 their own future water supplies?

15 MR. CHATTERJEE: Again, objection. Lacks
16 foundation. Asked and answered.

17 THE WITNESS: No.

18 BY MR. PURCELL:

19 Q. And you don't have any reason to doubt that
20 Met member agencies do, in fact, factor in their
21 preferential rights in determining the reliability of
22 their future water supplies, do you?

23 MR. CHATTERJEE: Lacks foundation -- sorry.
24 Lacks foundation. Calls for speculation.

25 THE WITNESS: Could you repeat the question?

1 BY MR. PURCELL:

2 Q. Sure. You don't have any reason to doubt
3 that Met member agencies factor in their preferential
4 rights to water in determining the reliability of
5 their own future water supplies?

6 MR. CHATTERJEE: Objection.

7 THE WITNESS: I have no knowledge.

8 BY MR. PURCELL:

9 Q. And that's actually not my question. You
10 don't have any reason to doubt that they do that, do
11 you?

12 MR. CHATTERJEE: Again, objection. Lacks
13 foundation. Calls for speculation.

14 THE WITNESS: No.

15 BY MR. PURCELL:

16 Q. In fact, Metropolitan expects that its
17 member agencies are going to develop water supplies
18 other than the Metropolitan water supply; correct?

19 A. Metropolitan provides incentives to member
20 agencies to develop local supplies. So yes, we would
21 expect them to do that.

22 Q. And Metropolitan also sometimes enters into
23 project contracts with member agencies for the
24 development of alternative local sources of supply;
25 correct?

1 A. I have no knowledge.

2 Q. And do you know whether that sort of version
3 of the preferential rights spreadsheet was developed
4 after -- at some point after this?

5 A. I do not know that.

6 MR. PURCELL: I'd like to mark this as
7 Exhibit 143.

8 (Exhibit 143 is marked for identification
9 and is appended hereto.)

10 BY MR. PURCELL:

11 Q. Actually, before we look at Exhibit 143,
12 going back to 142 for a second, the email at the top
13 of the page, Mr. Thomas writes, "Dennis you might also
14 send a copy of the spreadsheet to Brandon, as people
15 are going to be looking at the allocation formulas
16 more seriously now."

17 Do you see that?

18 A. Uh-huh.

19 Q. Do you have any understanding, based on your
20 knowledge and your work at Metropolitan, what
21 Mr. Thomas was referring to there?

22 MR. CHATTERJEE: Objection. Lacks
23 foundation. Calls for speculation.

24 THE WITNESS: Based on the date, which is
25 June 21st, 2007, this is right before the supply

1 allocation plan went into effect.

2 2006 was a wet year, but 2007 was a very,
3 very dry year; and had we had a consecutive dry year,
4 we would have been in a supply allocation. And we
5 were. So there was probably a sensitivity to the
6 preferential rights formula, given how dry it was in
7 2007.

8 BY MR. PURCELL:

9 Q. And given the concern about potential
10 allocations of money under the penalty rate that we
11 discussed earlier?

12 A. I don't believe the water supply allocation
13 plan had been developed at this point in time. The
14 concern might have been that we were still in the
15 process of developing the water supply allocation
16 plan, and probably the issue of preferential rights
17 was going to come up.

18 Q. All right. Thank you. You can put that
19 document aside.

20 So looking at 143, this is an email chain
21 between Brian Thomas and Dennis Butkovich and others
22 in August of 2007. And the first email at the
23 beginning of the chain from Mr. Butkovich attaches a
24 preliminary preferential rights calculation.

25 And you see Mr. Butkovich says he's received

1 Metropolitan as controller, assistant controller,
2 auditor, et cetera, that he does not believe that the
3 schedule has ever been reviewed and/or audited."

4 Do you see that?

5 A. Yes.

6 Q. Is that your understanding, that the
7 preferential rights schedule at Metropolitan has never
8 been reviewed or audited?

9 MR. CHATTERJEE: Objection. "Reviewed" is
10 vague and ambiguous.

11 THE WITNESS: The schedule is reviewed by me
12 when Dennis prepares it for me. It hasn't been
13 audited in the sense that the Metropolitan auditor and
14 our external auditor have not reviewed the
15 calculation.

16 BY MR. PURCELL:

17 Q. All right. So --

18 A. That's what's that means.

19 Q. So Metropolitan has never had its external
20 auditor review its preferential rights calculation;
21 correct?

22 A. Correct.

23 Q. And Metropolitan has never had its internal
24 auditor review its preferential rights calculation;
25 correct?

1 A. He's never requested to review it, no.

2 Q. Has anyone ever asked him to review, to your
3 knowledge?

4 A. I'm not aware.

5 Q. You say that you review the calculation --

6 A. Uh-huh.

7 Q. -- when Mr. Butkovich performs it; correct?

8 A. Uh-huh.

9 Q. Sorry. You've got to say "yes" or "no" for
10 the court reporter.

11 A. Yes. Yes.

12 Q. Thank you. Thank you.

13 A. Mr. Butkovich has reported to me since
14 December of 2012. So when he did his calculation in
15 2012, I reviewed it. I also reviewed it starting
16 early in 2011.

17 Q. All right. So starting in 2011, you
18 reviewed --

19 A. Uh-huh.

20 Q. -- Mr. Butkovich's calculation?

21 A. Yes, I did.

22 Q. Prior to 2011, are you aware of anyone at
23 Metropolitan reviewing Mr. Butkovich's calculation?

24 MR. CHATTERJEE: Objection. Lacks
25 foundation.

1 Q. And what about Mr. Sanchez? Would the same
2 answer obtain?

3 MR. CHATTERJEE: Again, lacks foundation.

4 THE WITNESS: Yes. I would not know whether
5 Jose reviewed it or not.

6 BY MR. PURCELL:

7 Q. Since you became Mr. Butkovich's supervisor
8 in 2011, has anyone other than you reviewed
9 Mr. Butkovich's preferential rights calculation?

10 A. No.

11 Q. Have you ever requested anybody at
12 Metropolitan review the preferential rights
13 calculation?

14 A. No.

15 MR. PURCELL: I'd like to mark this as 144.
16 (Exhibit 144 is marked for identification
17 and is appended hereto.)

18 BY MR. PURCELL:

19 Q. Ms. Skillman, have you ever seen Exhibit 144
20 before?

21 A. I have.

22 Q. And what is Exhibit 144?

23 A. This is a letter from Karen Tachiki, who was
24 general counsel in 2008, to Kevin Wattier, who was the
25 general manager of one of our member agencies, Long

1 Beach Water. And it was providing her opinion of
2 Section 135, preferential rights, and how it
3 interacted with the water supply plan.

4 Q. So this is the opinion of Metropolitan's
5 general counsel about the operation of Section 135?

6 MR. CHATTERJEE: Objection. Calls for legal
7 conclusion and lacks foundation. The document speaks
8 for itself.

9 THE WITNESS: Correct.

10 BY MR. PURCELL:

11 Q. The first paragraph of this letter says, "I
12 understand from Jeff Kightlinger that you requested my
13 opinion whether an action by Metropolitan's board
14 adopting the proposed water supply allocation plan
15 would result in waiver of the member agencies'
16 preferential rights."

17 Do you see that?

18 A. Correct.

19 Q. And then skipping to the last paragraph,
20 Ms. Tachiki writes, "Because the preferential right to
21 purchase water is a member agency right, it is my
22 opinion that it is not subject to waiver by action of
23 the Metropolitan board. Only the legislature which
24 granted this right to the member agencies may modify
25 or revoke it."

1 Do you see that?

2 A. Yes.

3 Q. And is that still Metropolitan's opinion
4 regarding the nature of preferential rights?

5 MR. CHATTERJEE: Objection. Calls for a
6 legal conclusion and is barred by the Court's order.

7 THE WITNESS: As far as I'm aware.

8 BY MR. PURCELL:

9 Q. And then as a factual matter, Ms. Tachiki
10 writes, "Accordingly, it is my opinion that adoption
11 of the proposed supply allocation plan by
12 Metropolitan's board would not in any way revoke or
13 modify an agency's preferential rights."

14 Was that Metropolitan's intent in adopting
15 the water supply allocation plan, that it wouldn't
16 modify or revoke its agencies' preferential rights?

17 MR. CHATTERJEE: Objection. Lacks
18 foundation. Calls for speculation. Beyond the scope.

19 THE WITNESS: The water supply allocation
20 plan didn't modify or revoke a member agency's
21 preferential right.

22 BY MR. PURCELL:

23 Q. Are you familiar with California Water Code
24 Section 350?

25 MR. CHATTERJEE: Objection. Calls for a

1 Q. Has Metropolitan's board ever done that,
2 declared an emergency under Water Code Section 350?

3 A. Not to my knowledge.

4 Q. Are you familiar with Water Code --
5 California Water Code Section 375?

6 A. No.

7 Q. You're not. And you're not familiar --
8 strike that.

9 Does Metropolitan have a view as to whether
10 Water Code Section 375 could supersede a member
11 agency's preferential rights to water?

12 MR. CHATTERJEE: Objection. Lacks
13 foundation.

14 THE WITNESS: I'm not familiar with
15 Section 375 of the Water Code, so I can't opine on
16 that.

17 BY MR. PURCELL:

18 Q. Are you aware of Metropolitan's board ever
19 having taken -- having taken any action pursuant to
20 Water Code Section 375?

21 A. No.

22 MR. PURCELL: Why don't we take a break.

23 THE VIDEOGRAPHER: Okay. We're off the
24 record. Time is 10:02.

25 (Recess is taken.)

1 THE VIDEOGRAPHER: We're back on the record.
2 The time is 10:10.

3 MR. CHATTERJEE: Back on the record.

4 THE WITNESS: I want to make one statement
5 to clarify something I said earlier.

6 Just to clarify: The water that's delivered
7 to the Water Authority under the exchange agreement is
8 exchange water, and it can come from any Metropolitan
9 source, and it is accepted by Metropolitan at
10 Whitsett. It is not particularly identified as the
11 IID exchange water or the canal lining water, but it's
12 made available to Metropolitan.

13 MR. PURCELL: I'd like to have the court
14 reporter mark this as Exhibit 145.

15 (Exhibit 145 is marked for identification
16 and is appended hereto.)

17 BY MR. PURCELL:

18 Q. Ms. Skillman, do you recognize Exhibit 145?
19 Take a minute to look through it.

20 A. I'm not familiar with it. I wasn't at
21 Metropolitan at the time this was developed.

22 Q. And this isn't a document that you reviewed
23 in preparation for your deposition?

24 A. I don't recall reviewing it.

25 Q. The same may be true of the next two

1 CERTIFICATE OF REPORTER

2

3 I, the undersigned Certified Shorthand Reporter
4 licensed in the State of California, do hereby
5 certify:

6 That the foregoing deposition of JUNE SKILLMAN was
7 taken before me at the time and place therein set
8 forth, at which time the witness was put under oath or
9 affirmation by me;

10 That the testimony of the witness and all
11 objections made at the time of examination were
12 recorded stenographically by me and were thereafter
13 transcribed, said transcript being a true copy of my
14 shorthand notes thereof;

15 That signature () was (X) was not requested prior
16 to conclusion of the proceedings.

17 I further declare that I have no interest in the
18 outcome of the action.

19 In witness whereof, I have subscribed my name this
20 date: September 18, 2013.

21

22

23

24

25

LISA O'SULLIVAN
California CSR No. 7822
Registered Merit Reporter
Certified Realtime Reporter

SUPERIOR COURT OF THE STATE OF CALIFORNIA
COUNTY OF SAN FRANCISCO

SAN DIEGO COUNTY WATER)	
AUTHORITY,)	
)	
Petitioner/Plaintiff,)	
)	
vs.)	
)	
METROPOLITAN WATER)	Case No. CPF-10-510830
DISTRICT OF SOUTHERN)	Case No. CPF-12-512466
CALIFORNIA; ALL PERSONS)	
INTERESTED IN THE)	
VALIDITY OF THE RATES)	
ADOPTED BY THE)	
METROPOLITAN WATER)	
DISTRICT OF SOUTHERN)	
CALIFORNIA ON APRIL 13,)	
2010, TO BE EFFECTIVE)	
JANUARY 2011; and DOES)	
1-10,)	
)	
Respondents/Defendants.)	
_____)	

VIDEOTAPED DEPOSITION OF
BRIAN THOMAS
LOS ANGELES, CALIFORNIA
SEPTEMBER 12, 2013

Reported by:
Lisa O'Sullivan
Ca. CSR No. 7822,
RMR, CRR

1
2
3
4
5
6
7
8
9
10
11
12
13
14
15
16
17
18
19
20
21
22
23
24
25

Videotaped deposition of BRIAN THOMAS, taken on behalf of Petitioner and Plaintiff, at 725 South Figueroa Street, 31st Floor, Los Angeles, California, beginning at 9:39 a.m. and ending at 5:19 p.m., on Thursday, September 12, 2013, before Lisa O'Sullivan, California Certified Shorthand Reporter No. 7822, Registered Merit Reporter, Certified Realtime Reporter.

A P P E A R A N C E S

For the Petitioner and Plaintiff:

KEKER & VAN NEST, LLP
633 Battery Street
San Francisco, California 94111-1809
415.391.5400 T
By: WARREN A. BRAUNIG, ESQ.
Wbraunig@kvn.com
415.773.6642 D

For the Respondent and Defendant METROPOLITAN WATER DISTRICT OF SOUTHERN CALIFORNIA and for the Witness:

BINGHAM McCUTCHEEN, LLP
Three Embarcadero Center
San Francisco, California 94111-4067
415.393.2422 T
415.393.2286 F
By: COLIN C. WEST, ESQ.
Colin.west@bingham.com

1 A P P E A R A N C E S (Continued)

2

3 For the Respondents and Defendants LAS VIRGENES
4 MUNICIPAL WATER DISTRICT, FOOTHILL MUNICIPAL WATER
5 DISTRICT, WEST BASIN MUNICIPAL WATER DISTRICT, EASTERN
6 MUNICIPAL WATER DISTRICT, and WESTERN MUNICIPAL WATER
7 DISTRICT:

6 LeMIEUX & O'NEILL, PLC
7 4165 East Thousand Oaks Boulevard, Suite 350
8 Westlake Village, California 91362-3852
9 805.495.4770 T
10 805.495.2787 F
11 By: CHRISTINE M. CARSON, ESQ.
12 Christine@lemieux-oneill.com
13 (Present telephonically)

10

11 Also Present:

12 KEVIN CROWLEY, Videographer

13 BOB CAMPBELL

14 JOSEPH A. VANDERHORST, ESQ.

15

16

17

18

19

20

21

22

23

24

25

1 LOS ANGELES, CALIFORNIA - SEPTEMBER 12, 2013

2 9:39 A.M.

3 THE VIDEOGRAPHER: Good morning. This is
4 the video-recorded deposition of Brian Thomas in the
5 matter of the San Diego County Water Authority versus
6 Metropolitan Water District of Southern California, et
7 al.

8 The case number is CPF-10-510830 -- another
9 case number is CPF-12-512466 -- in the Superior Court
10 of the State of California, in and for the County of
11 San Francisco.

12 Today's date is September 12th, 2013. The
13 time is 9:39 a.m. The reporter -- the videographer
14 today is Kevin Crowley. The reporter today is Lisa
15 O'Sullivan.

16 Counsel, could you please identify yourself
17 and whom you represent for the record, followed by the
18 reporter swearing in the witness? Thank you.

19 MR. BRAUNIG: Warren Braunig, from Keker &
20 Van Nest, on behalf of plaintiff San Diego County
21 Water Authority. With me today is Bob Campbell, who
22 is a consultant for the Water Authority.

23 MR. WEST: Colin West, Bingham McCutchen,
24 for the Metropolitan Water District of Southern
25 California.

1 MR. VANDERHORST: Joseph Vanderhorst, for
2 the Metropolitan Water District.

3 MS. CARSON: On the line, this is Christine
4 Carson. I represent Eastern Municipal Water District,
5 Western Municipal Water District, Western Basin Water
6 District, Las Virgenes Municipal Water District, and
7 Foothill Municipal Water District.

8 BRIAN THOMAS,
9 having been first duly sworn,
10 was examined and testified as follows:

11 EXAMINATION

12 BY MR. BRAUNIG:

13 Q. Good morning, Mr. Thomas. I introduced
14 myself to you before we went on the record, but I'm
15 Warren Braunig, and I am representing the San Diego
16 County Water Authority in this case.

17 Have you ever been deposed before?

18 A. Yes.

19 Q. How many times?

20 A. I think four.

21 Q. What cases have you been deposed in?

22 A. I had a personnel action back in Riverside.
23 I was an expert witness in a litigation back when I
24 was in grad school. And I was a witness in the '90s
25 for Metropolitan in a wheeling case. And I can't

1 before I start a new question, and I'll appreciate it
2 if you can wait until I've finished my question before
3 you give an answer.

4 Is that okay?

5 A. Yes.

6 Q. Okay. There's counsel sitting next to you.
7 He may offer objections at certain points to
8 questions. Unless you're instructed not to answer a
9 question, though, you should give an answer.

10 You understand that?

11 A. Yes.

12 Q. We will -- we'll try to take breaks every
13 hour, hour and a half or so, and we'll also take a
14 break for lunch. If, at any point, though, you need a
15 restroom break or you need a break, just let me know.
16 So long as there's not a question pending, I'll
17 obviously try to accommodate you.

18 You understand today that you're under oath
19 when you're testifying?

20 A. Yes.

21 Q. Is there any reason that you're not able to
22 give your best truthful testimony today?

23 A. No.

24 Q. I want to address a couple of little
25 terminology issues before we get started.

1 I may refer to the Metropolitan Water
2 District of Southern California as Met or Metropolitan
3 or MWD. If I use one of those terms, you'll
4 understand what I'm talking about; right?

5 A. Yes.

6 Q. Okay. And with respect to my client, the
7 San Diego County Water Authority, I may refer to them
8 at times as the Water Authority or as SDCWA. And
9 you'll understand who I'm referring to when I use
10 those terms?

11 A. Yes.

12 Q. Okay. And likewise, we're obviously going
13 to be talking about an exchange agreement. If I
14 simply use the phrase "exchange agreement," that will
15 be referring to the 2003 exchange agreement. If I'm
16 referring to the 1998 exchange agreement, I'll
17 specifically call it out as the '98 or 1998 exchange
18 agreement.

19 Is that okay?

20 A. Okay.

21 Q. Mr. Thomas, how are you presently employed?

22 A. I work for a company called PFM, Public
23 Financial Management. I'm in their -- it's the
24 largest independent financial advisor in the nation.
25 I'm the managing director in their Los Angeles office.

1 Q. And what do you do as a managing director
2 for PFM?

3 A. A lot of things. But among them, I provide
4 advice to public entities, water and wastewater
5 entities throughout the west, in terms of bond sales,
6 revenue requirements, budgets, financial modeling,
7 connection fees, water rates, wastewater rates,
8 organizational issues, among other things.

9 And then I also, as a managing director, am
10 responsible for managing the office personnel.

11 Q. Okay. Is it part of your role to testify in
12 litigation matters?

13 A. I have not with PFM.

14 Q. Okay. Is PFM currently doing consulting
15 work for Metropolitan Water District?

16 A. I have a contract with PFM, through PFM,
17 doing some work on some of their financings, yes.

18 Q. Okay. And what -- can you describe what the
19 nature of your current engagement with Metropolitan
20 is?

21 A. Yeah. It's traditional financial advisory
22 work, where we assist them as they issue debt,
23 negotiate letters of credit. Most recently, it was a
24 revolving contract agreement that I assisted them
25 with. We've also done work with them as we were

1 considering how to deal with their postretirement
2 benefits.

3 Q. Does PFM consult with Metropolitan about its
4 water rates?

5 A. Not -- no.

6 Q. And other than through this contract that
7 you said PFM has with Met, do you -- are you
8 performing any additional consulting work for
9 Metropolitan individually?

10 A. Yes.

11 Q. Okay. And what's the nature of that?

12 A. Doing this deposition.

13 Q. Okay. Other than participating in this
14 deposition, are you individually doing consulting work
15 for Metropolitan at this time?

16 A. No.

17 Q. Okay. You described what your -- you
18 described this as a -- as a consulting engagement.

19 Are you being compensated for your time here today?

20 A. Yes.

21 Q. Okay. At what rate?

22 A. \$350 an hour.

23 Q. And were you also compensated for time that
24 you spent preparing for this deposition?

25 A. I hope so.

1 Q. At that same rate, \$350 an hour?

2 A. Yes.

3 Q. Okay. Other than -- other than the contract
4 that you described that PFM has with Metropolitan and
5 your involvement as a witness in this case, do you
6 have any other current involvement with Metropolitan?

7 MR. WEST: Object. Vague.

8 Go ahead and answer.

9 THE WITNESS: Professionally?

10 BY MR. BRAUNIG:

11 Q. Professionally.

12 A. No.

13 Q. You were previously employed by Met?

14 A. Yes.

15 Q. How long were you employed there?

16 A. In total, about 17 years.

17 Q. Okay. And while you were -- while you were
18 there, the last role that you had at Metropolitan was
19 CFO, chief financial officer?

20 A. Yes.

21 Q. Is that right?

22 A. I was the assistant general manager and
23 chief financial officer.

24 Q. And what were -- what were your duties and
25 responsibilities as the assistant general manager and

1 chief financial officer?

2 MR. WEST: Object. Compound.

3 You can answer.

4 THE WITNESS: Traditional kind of senior
5 management, executive management duties. The way I
6 would describe it is responsible for all financial
7 activities within the district, including, among other
8 things, the budget, rates and charges, debt
9 management, treasury management, accounts payable,
10 payroll, et cetera, financial planning, and other
11 general executive management activities.

12 BY MR. BRAUNIG:

13 Q. Okay. And prior -- when did you become
14 assistant general manager and CFO?

15 MR. WEST: Object as compound.

16 You can go ahead and answer.

17 THE WITNESS: 2000.

18 BY MR. BRAUNIG:

19 Q. Okay. And when did you leave -- when did
20 you leave Metropolitan?

21 A. 2011.

22 Q. Okay. So for about eleven years.

23 For the six years prior to that, what was
24 your -- what was your role at Met?

25 A. I actually -- when I was hired at

1 Metropolitan initially, I was hired as the assistant
2 director of finance. And then I was the assistant
3 chief of planning and resources for about almost five
4 years.

5 Q. And prior to -- prior to working at Met,
6 where were you employed?

7 A. I worked for the City of Riverside, where I
8 was the assistant utilities director for finance
9 administration.

10 Q. Okay. And was that the entire time from
11 grad school until you were employed by Met?

12 A. No.

13 Q. Okay. Why don't you maybe sort of just give
14 me a quick summary of, sort of from the time you
15 graduated from school, the different positions that
16 you've held up till starting with Met.

17 A. I was -- my initial position out of grad
18 school was as a power resource planning engineer for
19 the City of Anaheim Public Utilities. Ultimately,
20 worked there for almost five years, where I was the --
21 in charge of their financial planning area, so I did
22 budgets rates and planning, rates and charges,
23 financial planning.

24 Then I moved to the City of Riverside, where
25 after about a year I got promoted to the assistant

1 general manager position.

2 And then I went to River -- or to

3 Metropolitan as the assistant director of finance and
4 ultimately assistant in planning and resources.

5 In 1999, I left Metropolitan and went back
6 to the City of Anaheim Public Utilities Department as
7 their assistant general manager. I was in charge of
8 power resources, finance administration.

9 And then I came back in middle of 2000.

10 Q. Okay. And can you describe for me your
11 educational background, where you got your degrees?

12 A. Yes.

13 Q. Would you do that, please?

14 A. I have a degree in biology, bachelor of
15 science, from Cal Poly Pomona. I have a bachelor of
16 science in economics from Cal Poly Pomona. And I have
17 a master's and PhD in economics from the University of
18 California at Riverside.

19 Q. You understand that you've been designated
20 by Metropolitan as its person most qualified to
21 testify on certain issues in this case; right?

22 A. I understand it to be the person most
23 knowledgeable. Yes.

24 Q. And you understand that you're providing
25 testimony today in part as a designee of Metropolitan

1 Water District?

2 A. Yes.

3 MR. BRAUNIG: Ask the court reporter,
4 please, to mark -- why don't we start at 100, since I
5 don't know where you guys left off yesterday. So
6 we'll call this Exhibit 100.

7 (Exhibit 100 is marked for identification
8 and is appended hereto.)

9 BY MR. BRAUNIG:

10 Q. The court reporter has marked as Exhibit 100
11 and handed to you a document entitled "Amended Notice
12 of Deposition of Person Most Knowledgeable of the
13 Metropolitan Water District of Southern California."

14 MR. WEST: Excuse me.

15 BY MR. BRAUNIG:

16 Q. Turning your attention to page 3, there is a
17 numbered 2. It says: The October 10th, 2003 amended
18 and restated agreement between the Metropolitan Water
19 District of Southern California and the San Diego
20 County Water Authority for the exchange of water, the
21 exchange agreement, including a series of subbullets,
22 a through f.

23 Now, you've seen Exhibit 100 before?

24 A. Yes.

25 Q. And you are -- you understand that you've

1 been designated as Metropolitan's witness, its person
2 most qualified to testify about Topic 2a through f?

3 A. Yes.

4 Q. Okay. Are you, in fact, the person most
5 qualified to testify about each of these subtopics?

6 MR. WEST: Object as calls for a legal
7 conclusion.

8 You can answer.

9 THE WITNESS: Yeah, I know a lot about this.

10 BY MR. BRAUNIG:

11 Q. In terms of preparation for today's
12 deposition, what did you do to prepare to testify
13 about Topics 2a through f?

14 A. I met with counsel. I reviewed a number of
15 documents, including the '98 exchange agreement, the
16 2003 exchange agreement, a number of board letters,
17 some emails, some PowerPoint presentations that were
18 given in the past. Talked with Jeff Kightlinger.

19 Q. Okay. Anything else?

20 A. I'm sure there is, but mostly -- mostly
21 reviewing documents.

22 Q. Okay. You said you Met with counsel. Who
23 did you meet with?

24 A. Mr. Van Der Horst and Mr. West.

25 Q. Okay. And Mr. West is here representing you

1 Exhibit 101?

2 MR. WEST: Object as calls for a legal
3 conclusion and vague.

4 But you can answer.

5 THE WITNESS: I don't know.

6 BY MR. BRAUNIG:

7 Q. Okay. Can I ask you to turn to page 31 of
8 Exhibit 101 and specifically drawing your attention to
9 paragraph 13.6.

10 And I confess, I may switch back and forth
11 between calling them paragraphs and sections, but
12 you'll -- you understand what I mean when I use either
13 of those terms; right?

14 A. Yes.

15 Q. Okay. Can you read Section 13.6 into the
16 record, please?

17 A. Yes. "Entire agreement. This agreement
18 constitutes the final, complete, and exclusive
19 statement of the terms of the agreement between the
20 parties pertaining to its subject matter and
21 supersedes all prior and contemporaneous
22 understandings or agreements of the parties.

23 "Neither party has been induced to enter
24 into this agreement by, nor is either party relying
25 on, any representation or warranty outside those

1 expressly set forth in this agreement."

2 Q. Okay. Does Metropolitan agree with the
3 statements in paragraph 13.6?

4 MR. WEST: Object as calls for a legal
5 conclusion.

6 But you can go ahead and answer.

7 And vague.

8 THE WITNESS: They executed the agreement.

9 BY MR. BRAUNIG:

10 Q. Okay. That's -- the question that I asked
11 is: Does Metropolitan agree with the statements in
12 paragraph 13.6?

13 MR. WEST: Same objection. Legal conclusion
14 and vague.

15 You can answer.

16 THE WITNESS: I assume they do, as they
17 executed the agreement.

18 BY MR. BRAUNIG:

19 Q. Well, you're testifying today as -- let's
20 look at Exhibit 101.

21 You're testifying today as Metropolitan's
22 person most knowledgeable or person most qualified to
23 testify about Metropolitan's interpretation of the
24 exchange agreement; right?

25 A. Yes.

1 Q. So when I ask you questions about the
2 interpretation of the exchange agreement, you
3 understand that you're giving testimony as
4 Metropolitan?

5 A. Yes.

6 Q. Okay. So my question for you is: Does
7 Metropolitan agree with the language in paragraph 13.6
8 of the exchange agreement?

9 MR. WEST: Vague. Legal conclusion.
10 You can answer.

11 THE WITNESS: They executed the agreement,
12 so I assume they do.

13 BY MR. BRAUNIG:

14 Q. To your knowledge, Metropolitan does not
15 dispute the terms of paragraph 13.6?

16 A. Yes.

17 Q. Yes, they do not dispute them?

18 MR. WEST: Objection. Vague.

19 THE WITNESS: Yes.

20 BY MR. BRAUNIG:

21 Q. Okay. I'm just trying to make sure the
22 record is clear.

23 Does Metropolitan dispute the terms of
24 paragraph 13.6?

25 MR. WEST: Object as vague and legal

1 conclusion.

2 But you can go ahead and answer.

3 THE WITNESS: No.

4 BY MR. BRAUNIG:

5 Q. Okay. Thank you.

6 During the negotiation of the exchange
7 agreement, Metropolitan was represented by counsel;
8 correct?

9 A. Yes.

10 Q. Okay. Metropolitan had the opportunity to
11 make any changes that it wanted to before it signed,
12 subject to the agreement of the parties; correct?

13 A. Yes.

14 Q. Okay. Some parts of -- many parts of this
15 2003 exchange agreement were heavily negotiated by the
16 parties?

17 MR. WEST: Object as vague.

18 You can go ahead and answer.

19 THE WITNESS: I'm sorry. I didn't hear a
20 question.

21 BY MR. BRAUNIG:

22 Q. Yeah. The question was: Weren't some parts
23 of this 2003 exchange agreement heavily negotiated by
24 the parties?

25 MR. WEST: Object as vague.

1 THE WITNESS: Yes.

2 BY MR. BRAUNIG:

3 Q. Okay. Metropolitan would agree that this is
4 a -- the 2003 exchange agreement is a valid contract?

5 MR. WEST: Object. Calls for a legal
6 conclusion. Overbroad.

7 You can answer.

8 THE WITNESS: Yes.

9 BY MR. BRAUNIG:

10 Q. And Metropolitan receives consideration for
11 the obligations that it takes on in this contract;
12 right?

13 MR. WEST: Same objection.

14 You can go ahead and answer.

15 THE WITNESS: Yes.

16 BY MR. BRAUNIG:

17 Q. And to your knowledge, Metropolitan --
18 strike that.

19 Metropolitan has never informed the Water
20 Authority that this is not a valid contract, has it?

21 A. Not to my knowledge.

22 Q. Okay. Let's go ahead and just mark, so that
23 we have it, the 1998 exchange agreement as well, in
24 case we want to refer to it.

25 MR. WEST: Counsel, I don't want to step on

1 Bates-stamped MDW2010-00448997 through 00449048.

2 And do you recognize Exhibit 102 as the 1998
3 agreement between Metropolitan and the Water Authority
4 concerning an exchange of water?

5 A. Yes.

6 Q. Okay. What was your involvement in the
7 negotiation of the 2003 exchange agreement?

8 MR. WEST: Object. Vague.

9 You can answer.

10 THE WITNESS: As the chief financial
11 officer, I participated in the evaluation primarily of
12 the price terms as we were amending the agreement.

13 BY MR. BRAUNIG:

14 Q. And what does that mean, evaluation of the
15 price terms? What sort of evaluation?

16 A. I would be consulted, and I would provide
17 input in terms of the negotiations as they progressed,
18 as to, in particular, the cost of the exchange, what
19 Metropolitan would charge for the exchange, and
20 certain other terms within the agreement.

21 Q. Okay. Were you -- were you physically
22 present while the 2003 exchange agreement was being
23 negotiated?

24 MR. WEST: Counsel, did you mean '98?

25 MR. BRAUNIG: No, I'm talking about 2003.

1 MR. WEST: Okay.

2 THE WITNESS: Occasionally. Not very often.

3 BY MR. BRAUNIG:

4 Q. Okay. How many times do you think?

5 A. A couple, three.

6 Q. And were those face-to-face meetings or
7 telephonic meetings?

8 A. Both.

9 Q. Presumably, there were more than two or
10 three meetings at which this 2003 exchange agreement
11 was negotiated. Would that be right?

12 A. Yes.

13 Q. Okay. Who from Metropolitan took the lead
14 in negotiating the 2003 exchange agreement?

15 A. Dennis Underwood and Jeff Kightlinger.

16 Q. Are they the two people who were interfacing
17 directly with the Water Authority during the
18 negotiation?

19 MR. WEST: Object. Assumes facts not in
20 evidence.

21 You can go ahead and answer.

22 THE WITNESS: Yes.

23 BY MR. BRAUNIG:

24 Q. And who -- if you recall, who was
25 negotiating the 2003 exchange agreement for the Water

1 Authority?

2 THE WITNESS: I recall Maureen Stapleton,
3 Scott Slater.

4 BY MR. BRAUNIG:

5 Q. Other than Mr. Underwood and
6 Mr. Kightlinger, was there anybody else who was
7 involved in negotiation of the exchange agreement for
8 Metropolitan?

9 A. What do you mean by "involved"?

10 Q. Who was actually doing the negotiating with
11 the Water Authority for -- as to the terms of the 2003
12 agreement?

13 A. Ron Gastelum.

14 MR. WEST: I'm going to object belatedly as
15 vague.

16 BY MR. BRAUNIG:

17 Q. Anyone else?

18 A. There were other participants, not
19 necessarily in every meeting, people like Jan Matusak
20 or Shane Chapman or myself.

21 Q. And what was Jan Matusak's role?

22 A. He --

23 Q. Jan -- sorry. Go ahead.

24 A. He was one of our Colorado River experts, so
25 in terms of scheduling and different ways we could

1 deal with the exchange.

2 Q. And what was Shane Chapman's role at

3 Metropolitan at the time?

4 A. Shane worked for me, and he was in charge of
5 budget and rates, financial planning.

6 Q. You mentioned that you spoke with
7 Mr. Kightlinger in preparation for today. Did you
8 speak with Mr. Underwood?

9 A. No.

10 Q. Is Mr. Underwood still alive?

11 A. No.

12 Q. Once I asked that, I thought I had heard
13 that, so I can understand that.

14 What about Mr. Gastelum, Ron Gastelum?

15 A. No.

16 Q. Did you speak with Jan Matusak?

17 A. No.

18 Q. Did you speak with Shane Chapman?

19 A. No.

20 Q. So your knowledge of the contents of the
21 negotiations, other than the meetings at which you
22 were present, is dependent on the conversations that
23 you had with Mr. Kightlinger?

24 MR. WEST: Objection. Misstates testimony.

25 THE WITNESS: No.

1 BY MR. BRAUNIG:

2 Q. Okay. Why not?

3 A. Because I was involved and I was there.

4 Q. You just testified you were only there for
5 two or three meetings; right?

6 A. Yes.

7 MR. WEST: Objection. Misstates -- wait for
8 my objection.

9 Objection. Misstates testimony.

10 Go ahead and answer.

11 THE WITNESS: Yes.

12 BY MR. BRAUNIG:

13 Q. Okay. As to all of the other interactions
14 that constituted the negotiation of the 2003 exchange
15 agreement, what's your -- how do you know what went
16 on?

17 A. I was briefed on a regular basis,
18 participated in meetings with the staff that were
19 involved, so I know what went on.

20 Q. Okay. When did the parties begin
21 negotiating the 2003 exchange agreement?

22 A. Several years ahead. It was a two- or
23 three-year process.

24 Q. And how did that come about, that the
25 parties began to plan the 2003 exchange agreement?

1 A. The exchange agreement was a part of the QSA
2 negotiations, and it was one of the many documents
3 that were negotiated and many arrangements that were
4 done as a part of that entire settlement.

5 Q. Okay. And who initiated the process of
6 beginning the negotiation of the 2003 exchange
7 agreement?

8 A. It was part of the QSA negotiations. I
9 can't tell you which individual initiated that, who
10 said we ought to talk about this agreement today, but
11 all parties knew we were going to be looking at the
12 exchange agreement.

13 Q. Okay. And when did -- when did the parties
14 begin exchanging drafts of the -- of the 2003 exchange
15 agreement?

16 A. I don't recall the exact date.

17 Q. Now, the 2003 exchange agreement that was
18 finalized as Exhibit 101 came together pretty quickly;
19 isn't that right?

20 MR. WEST: Object as vague.

21 But you can go ahead and answer.

22 THE WITNESS: Relative to the length of the
23 negotiations, yes.

24 BY MR. BRAUNIG:

25 Q. And why is that?

1 MR. WEST: Object. Vague.

2 Go ahead and answer.

3 THE WITNESS: I'm not entirely sure. But
4 one reason was that we had an agreement to exchange
5 the IID transfer; and then as negotiations continued
6 with regard to the QSA and the exchange -- the QSA and
7 the resulting exchange agreement, a variety -- another
8 option relative to that agreement came up, and people
9 started to consider different options.

10 BY MR. BRAUNIG:

11 Q. Okay. What was -- what was that other
12 option?

13 A. There was an option in which the Water
14 Authority would essentially step into Metropolitan's
15 shoes with regard to the canal lining projects and
16 receive those water supplies. In exchange, the Water
17 Authority would agree to pay Metropolitan's full
18 wheeling rate.

19 Q. Okay. Why was -- why was Metropolitan
20 interested in engaging in this option that would --
21 that would allow the Water Authority to step into
22 Metropolitan's shoes on the canal lining arrangement?

23 A. We -- it was an option to try and complete
24 the QSA negotiations. It was a part of that bigger
25 package. It was something that we perceived was of

1 BY MR. BRAUNIG:

2 Q. Okay. And the second sentence refers to the
3 fact that the Water Authority is also the largest
4 water purchaser from Metropolitan; right?

5 A. Yes.

6 Q. And these two sentences draw a distinction
7 between water that the Water Authority has purchased
8 from IID and water that the Water Authority purchases
9 from Metropolitan; correct?

10 MR. WEST: Objection. Misstates the
11 document. Document speaks for itself. Vague and
12 overbroad.

13 You can answer.

14 THE WITNESS: No.

15 BY MR. BRAUNIG:

16 Q. Okay. Why not? Well -- why not?

17 A. The water purchased from Metropolitan could
18 include water that was provided through the transfer
19 agreement to Metropolitan.

20 Q. Okay. The exchange agreement relates to
21 water that the Water Authority purchased from IID,
22 though; correct?

23 A. Correct.

24 MR. WEST: Wait for my objection.

25 ///

1 BY MR. BRAUNIG:

2 Q. I want to turn your attention to the second
3 paragraph and specifically the last couple of
4 sentences of Section C on the top of page 60.

5 Okay. Why don't you read that last sentence
6 into the record, the last sentence of Section C.

7 A. "The price payable by SDCWA for conveyance
8 of these deliveries will be the charges set by
9 Metropolitan's board from time to time that are
10 applicable to the conveyance for wheeling/exchange of
11 water by Metropolitan on behalf of its member
12 agencies."

13 Q. Is that sentence accurate?

14 MR. WEST: Objection. Vague. Overbroad.
15 Compound.

16 You can answer.

17 THE WITNESS: Yes.

18 BY MR. BRAUNIG:

19 Q. Okay. The price that the Water Authority
20 pays under the exchange agreement is for conveyance of
21 certain water; right?

22 MR. WEST: Object. Misstates the document.

23 You can go ahead and answer.

24 THE WITNESS: It's for the conveyance of
25 water.

1 BY MR. BRAUNIG:

2 Q. And it's that same water that was purchased
3 from IID; right?

4 A. Yes, the water that was exchanged.

5 Q. And it's the same water? That's the water
6 that was, as you testified a moment ago, the water
7 that was purchased from IID?

8 MR. WEST: Object as vague. Incoherent.

9 You can answer if you understand it.

10 THE WITNESS: It's the charge for water that
11 was purchased by San Diego County Water Authority,
12 exchanged with Metropolitan. And the way the
13 agreement works is it's a bucket-for-bucket exchange,
14 so Metropolitan delivers a like quantity of water.

15 BY MR. BRAUNIG:

16 Q. Okay. Thank you.

17 But the price that -- MWD's CAFR indicates
18 that the price that the Water Authority pays under the
19 exchange agreement is for conveyance; correct?

20 MR. WEST: Objection. Document speaks for
21 itself.

22 You can go ahead and answer.

23 THE WITNESS: Yes.

24 BY MR. BRAUNIG:

25 Q. Now, there's a -- as part of what you read,

1 a similar arrangement as Metropolitan has with
2 San Diego or with other entities.

3 BY MR. BRAUNIG:

4 Q. Wheeling and exchange are, for purposes of
5 this CAFR, basically the same thing; right?

6 MR. WEST: Objection. Misstates the
7 document. Asked and answered.

8 You can go ahead and answer.

9 THE WITNESS: I don't believe so.

10 BY MR. BRAUNIG:

11 Q. All right. And why is that?

12 A. I think wheeling is very different than an
13 exchange.

14 Q. How?

15 A. In several ways. I'm sure I'll forget parts
16 of it.

17 But in an exchange agreement, typically what
18 happens is somebody will offer up a supply of water at
19 point A and somebody will agree to deliver a like
20 amount or twice the amount or some other level at
21 another place, from a different supply potentially.

22 Typically when we think about wheeling, we
23 think about picking up a bucket of water here and
24 delivering it through various facilities for receipt
25 at another point in time.

1 And the arrangements, the pricing, could be
2 different. The scheduling of deliveries could be
3 different. The water quality considerations could be
4 different. The losses could be different, among other
5 things.

6 Q. Now, has Metropolitan --

7 MR. WEST: I'm sorry. Were you done with
8 your answer?

9 THE WITNESS: Yes.

10 BY MR. BRAUNIG:

11 Q. Has Metropolitan ever done a wheeling
12 agreement in which it literally takes a bucket of
13 water and delivers that water to some third party?

14 A. Yes.

15 Q. When was that?

16 A. In the late '80s, early '90s, Metropolitan
17 had a wheeling agreement with -- I think it's Santa
18 Barbara/Ventura County, in which it delivered water on
19 their behalf.

20 Metropolitan, in the -- I want to say the
21 late '90s, could be early 2000s, had an agreement with
22 Western Water and Santa Margarita Water District in
23 which it delivered water, wheeled water.

24 Q. And that was they literally shut off -- they
25 shut off a pipe, took water from one place and moved

1 Metropolitan -- does the difference have something to
2 do with whether or not the water is commingled with
3 other Metropolitan water?

4 MR. WEST: I'm going to object as vague and
5 to the extent that it calls for a legal conclusion.

6 But you can go ahead and answer.

7 THE WITNESS: No.

8 BY MR. BRAUNIG:

9 Q. Okay. What is the distinction, then,
10 between exchange and wheeling that you're -- that
11 you're drawing?

12 MR. WEST: Vague. Legal conclusion.

13 Go ahead and answer.

14 THE WITNESS: The primary difference is, in
15 the terms of how the water is treated, both from an
16 accounting perspective and an operational perspective,
17 the water that is wheeled, as I said, is typically
18 subject to delivery constraints, capacity constraints,
19 timing, the cost of power could be charged
20 differently, and losses.

21 And conceptually, what's happening is you're
22 introducing water at point A and delivering it to
23 point B, and you take account of that path and the
24 activities that occur as that moves through the
25 system.

1 An exchange agreement -- and Metropolitan
2 has several exchange agreements whereby water is
3 delivered to a particular point in exchange for
4 delivery at another point.

5 BY MR. BRAUNIG:

6 Q. Okay. And turning your attention back to
7 the sentence at the end of Section C, the price that
8 the Water Authority -- according to Metropolitan's
9 CAFR, the price that the Water Authority pays for
10 conveyance will be the same charges that are set for
11 the conveyance or wheeling or exchange of water by
12 Metropolitan on behalf of other member agencies;
13 right?

14 MR. WEST: Objection. Vague. The document
15 speaks for itself.

16 You can go ahead and answer.

17 THE WITNESS: Yes.

18 BY MR. BRAUNIG:

19 Q. From a -- from a pricing perspective,
20 whether it's conveyance or wheeling or exchange,
21 however it's characterized, the charges are the same;
22 right?

23 A. No. For the exchange agreement with
24 San Diego, the price was negotiated, and that
25 negotiated price was to be equal to the price that

1 Metropolitan charged for conveyance.

2 Q. That Metropolitan charged for conveyance or
3 wheeling or exchange, according to this document;
4 right?

5 MR. WEST: The document speaks for itself.

6 THE WITNESS: For conveyance.

7 (Sotto voce discussion.)

8 MR. WEST: I'm trying not to hear, Counsel,
9 but you're whispering a little louder than you think.

10 MR. BRAUNIG: Thanks.

11 MR. WEST: Don't sweat it.

12 MR. BRAUNIG: It's a small room. We're kind
13 of close to each other.

14 MR. WEST: Good time for a break?

15 MR. BRAUNIG: Yeah, it's a good time for a
16 break. Let's go off the record.

17 THE VIDEOGRAPHER: Going off the record.

18 The time is 10:47.

19 (Recess is taken.)

20 THE VIDEOGRAPHER: We're back on the record.

21 The time is 11:04.

22 BY MR. BRAUNIG:

23 Q. Mr. Thomas, I want to draw your attention
24 back to Exhibit 101, which is the 2003 exchange
25 agreement, and specifically the price term, Section

1 which it could -- it allocates the cost of conveyance
2 in its system to convey water on behalf of its member
3 agencies.

4 It has also -- could have a wheeling
5 agreement that could incorporate some or all of those
6 elements plus others, depending on the circumstances,
7 because oftentimes wheeling agreements are also
8 negotiated, and prices can be determined separately.

9 Met has attempted to make it clear as to
10 what it would charge for conveying water, whether
11 Metropolitan water or water from others on behalf of
12 its members, and has a policy at this point that it
13 would convey that at the same cost.

14 BY MR. BRAUNIG:

15 Q. Okay. The term "conveyance" is not defined
16 in the exchange agreement, is it?

17 MR. WEST: Objection. The document speaks
18 for itself.

19 You can go ahead and answer.

20 THE WITNESS: No.

21 BY MR. BRAUNIG:

22 Q. What does -- what does "conveyance" mean in
23 Section 5.2 of the exchange agreement?

24 A. The movement or transportation of water.

25 Q. Conveyance is a defined functional category

1 Okay. We need to change the tape, so why
2 don't we go off the record.

3 THE VIDEOGRAPHER: Okay. This ends Media
4 Number 1 in the deposition of Brian Thomas. We are
5 off the record at 11:50.

6 (Recess taken.)

7 THE VIDEOGRAPHER: This begins Media
8 Number 2 of the deposition of Brian Thomas. We are on
9 the record at 12:01.

10 BY MR. BRAUNIG:

11 Q. Turning your attention back to Section 5.2
12 of Exhibit 101, why didn't -- why didn't the agreement
13 specify what the applicable laws and regulations were?

14 MR. WEST: Object. Calls for speculation.
15 Go ahead and answer.

16 THE WITNESS: This was language that we had
17 carried from the '98 agreement, and neither party
18 thought it was necessary to list out the laws.

19 BY MR. BRAUNIG:

20 Q. Did the parties discuss, during the
21 negotiation, what laws and regulations applied?

22 A. I don't recall.

23 Q. But the idea, would you agree, is that
24 whatever the applicable laws and regulations are that
25 apply to the conveyance of water, those apply to the

1 price in the exchange agreement?

2 MR. WEST: Objection. Misstates the
3 document.

4 THE WITNESS: I would say that the price --
5 the charge or charges would be consistent with
6 applicable law. That's what it says.

7 BY MR. BRAUNIG:

8 Q. Right. Okay. And if the charge -- if
9 Metropolitan's charges for the conveyance of water are
10 not consistent with applicable law, that would breach
11 the exchange agreement; correct?

12 MR. WEST: Calls for a legal conclusion.
13 You can go ahead and answer.

14 THE WITNESS: We thought that Metropolitan
15 would always charge rates that were consistent with
16 the law.

17 BY MR. BRAUNIG:

18 Q. I don't doubt that. My question is: If the
19 meaning of Section 5.2 is that if Metropolitan's rates
20 are not set, Metropolitan's rates for conveyance are
21 not consistent with applicable law, Metropolitan has
22 breached the -- 5.2 of the exchange agreement?

23 MR. WEST: Legal conclusion and misstates
24 the document.

25 You can go ahead and answer.

1 THE WITNESS: I'm not a lawyer, but it
2 wouldn't be consistent with the document and what the
3 agreement was.

4 BY MR. BRAUNIG:

5 Q. Why not?

6 MR. WEST: Same objection.

7 BY MR. BRAUNIG:

8 Q. I'm just trying to make sure I understand
9 your question. Is the -- let me ask it a different
10 way.

11 Is the -- is the agreement in Section 5.2
12 that, to comply with its obligations under the
13 exchange agreement, Met must set lawful rates for the
14 conveyance of water?

15 MR. WEST: Objection. Document speaks for
16 itself. Legal conclusion.

17 You can go ahead and answer.

18 THE WITNESS: Yes.

19 BY MR. BRAUNIG:

20 Q. Okay. So if Met doesn't set its rates in a
21 lawful way, that would be in violation of Section 5.2?

22 MR. WEST: Objection. Legal conclusion.
23 Misstates the document.

24 You can go ahead and answer.

25 THE WITNESS: As I say, I'm not a lawyer,

1 but yeah.

2 BY MR. BRAUNIG:

3 Q. The charges -- the charge or charges set by
4 Metropolitan's board of directors generally applicable
5 to the conveyance of water, that's Met's wheeling
6 rate, isn't it?

7 MR. WEST: Objection. Misstates the
8 document.

9 THE WITNESS: No. As I said earlier, it's
10 the -- it's the rates and charges that Metropolitan
11 assesses and collects from its member agencies to
12 convey water.

13 BY MR. BRAUNIG:

14 Q. So Metropolitan's position is that the rates
15 generally applicable to the conveyance of water do not
16 include Met's wheeling rate?

17 MR. WEST: Objection. Vague. Calls for a
18 legal conclusion and misstates the document.

19 THE WITNESS: As noted earlier, Metropolitan
20 will convey third-party water, wheel water, at the
21 rates that we discussed earlier. And those rates
22 would certainly be consistent with applicable law.

23 BY MR. BRAUNIG:

24 Q. And those are -- those are rates that are
25 generally applicable to the conveyance of water, are

1 they not?

2 MR. WEST: Objection. Vague. Overbroad.

3 You can go ahead and answer.

4 THE WITNESS: Yes.

5 BY MR. BRAUNIG:

6 Q. When the parties were negotiating, they
7 talked about the fact that the Water Authority was
8 going to be paying Met's wheeling rate, didn't they?

9 A. Yes, Met's full wheeling rate.

10 Q. So presumably, that means that the rates --
11 the charge or charges set by Metropolitan's board of
12 directors, pursuant to applicable law and regulation,
13 and generally applicable to the conveyance of water,
14 means Met's wheeling rate?

15 MR. WEST: Objection. Calls for a legal
16 conclusion. Misstates the document.

17 You can go ahead and answer.

18 THE WITNESS: Generally applicable to the
19 conveyance of water by Metropolitan.

20 BY MR. BRAUNIG:

21 Q. Right.

22 A. Yes.

23 Q. So the expectation of the parties, under
24 Section 5.2, was that the Water Authority would be
25 paying Met's wheeling rate?

1 MR. WEST: Objection. Misstates the
2 document. Calls for speculation. Legal conclusion.
3 Go ahead and answer.

4 THE WITNESS: I don't know what San Diego's
5 expectations were, but what we said was they will pay
6 the rate set by Met to convey water to its member
7 agencies.

8 BY MR. BRAUNIG:

9 Q. That's not -- well, didn't Metropolitan
10 actually tell -- didn't Metropolitan actually say at
11 the time of the agreement that it was going to be
12 charging the Water Authority its wheeling rate?

13 MR. WEST: Objection. Speculation.
14 Go ahead and answer.

15 THE WITNESS: It would be the full wheeling
16 rate.

17 BY MR. BRAUNIG:

18 Q. Right. San Diego was going to pay -- under
19 Section 5.2, was going to pay Met's wheeling rate?

20 MR. WEST: Objection. Misstates testimony.
21 You can go ahead and answer.

22 THE WITNESS: Section 5.2 says generally
23 applicable to the conveyance of water.

24 BY MR. BRAUNIG:

25 Q. And -- sorry. I didn't mean to interrupt

1 BY MR. BRAUNIG:

2 Q. That's correct?

3 A. Yes.

4 Q. Now, why does the water -- why does
5 Metropolitan charge a different power rate under the
6 exchange agreement than it does as part of its normal
7 wheeling rate?

8 MR. WEST: Object. Legal conclusion.
9 Speculation.

10 You can answer.

11 THE WITNESS: The primary reason: It is, as
12 I mentioned, a negotiated agreement. It is an
13 exchange agreement. And we believe that it would be
14 reflective, and to the Water Authority's benefit,
15 frankly, to charge the system power rate for the
16 delivery of the exchange water.

17 MR. BRAUNIG: Let's mark as Exhibit 109 --
18 I'll ask the court reporter, please, to mark as
19 Exhibit 109 MDW2010-00274439.

20 (Exhibit 109 is marked for identification
21 and is appended hereto.)

22 MR. WEST: Counsel, what's this number
23 again?

24 MR. BRAUNIG: 109.

25 MR. WEST: Thanks, man.

1 BY MR. BRAUNIG:

2 Q. Exhibit 109 is a -- I can't remember if I
3 already said the -- I did. I already identified it by
4 Bates number.

5 This is a true and accurate copy of an
6 email -- it's a forwarding of an email, but it's
7 your -- it's an email that you sent on January 30th,
8 2004; is that correct?

9 A. It appears to be.

10 Q. Okay. And what's the subject of the -- I'm
11 not asking the subject line. What are you -- what are
12 you -- in Exhibit 109, what is it that you're
13 discussing with Harry Ruzgerian, Shane Chapman, and
14 Steven Arakawa?

15 A. We're talking about the power rate that
16 would be charged within the exchange agreement
17 compared to that which Metropolitan charged Mexico to
18 wheel water.

19 Q. Okay. And with respect to the -- with
20 respect to the Water Authority and the exchange
21 agreement, you write that Metropolitan would exchange
22 water at the prevailing wheeling rate plus the cost of
23 power; correct?

24 A. Yes.

25 Q. Okay. And that's -- that's Metropolitan's

1 understanding of how it is charging the Water

2 Authority under the -- under the exchange agreement?

3 A. That we are charging the system access rate,
4 the water stewardship fee, plus the power rate, yes.

5 Q. Okay. And the reason for that is because,
6 for billing purposes, that would be easiest?

7 MR. WEST: Objection. Misstates testimony.

8 THE WITNESS: That was clearer. Yes.

9 BY MR. BRAUNIG:

10 Q. Yes. So in other words, the reason that
11 Metropolitan charges the system power rate instead of
12 an incremental power rate is because, for billing
13 purposes, that's easier?

14 A. That's one reason.

15 Q. Okay. And what are the other reasons?

16 A. It's fair.

17 Q. It's fair. Why is it fair?

18 A. It's an exchange agreement.

19 Q. Other than fairness and ease of billing, are
20 there any other reasons why Metropolitan charges the
21 system power rate instead of an incremental power
22 rate?

23 A. There could be others that I haven't thought
24 of.

25 Q. Okay. But sitting here as Metropolitan's

1 person most qualified to testify about -- about issues
2 relating to the exchange agreement, Metropolitan is
3 not aware of any other reasons why it charges the
4 system power rate instead of an incremental power
5 rate?

6 A. I can't think of one right now.

7 Q. And the reason -- is the reason that it
8 would be easier because figuring out the incremental
9 power rate associated with this particular agreement
10 would be challenging?

11 A. No. It would be more difficult than using
12 the system power rate, but it could be done.

13 Q. Has Metropolitan attempted to determine what
14 the incremental power rate is for the Water
15 Authority's -- for the IID water under the exchange
16 agreement?

17 A. I'm not aware that we have, because of the
18 way the water is scheduled.

19 Q. What do you mean, when you say "because of
20 the way the water is scheduled"?

21 A. Within the context of the agreement, a
22 certain amount of water is provided to Metropolitan on
23 an annual basis at Metropolitan's intake.

24 Metropolitan will then deliver a like
25 quantity of water from any source. And as a result of

1 that, it is ex -- it is not -- you can't really -- you
2 could, but we would not attribute an incremental cost
3 of power. You'd have to look at both systems to
4 figure out what that incremental cost of power was.
5 And it probably -- it's, as I indicated, fair, makes
6 sense to deliver water at the power rate.

7 Q. Is it financially advantageous to
8 Metropolitan to charge the system power rate instead
9 of an incremental power rate?

10 A. No.

11 Q. Have you done analysis to confirm that? Has
12 Metropolitan done analysis to confirm that?

13 A. We've done analysis on other proposals as to
14 the incremental cost of power associated, as an
15 example, with the cost to move the western water.

16 Q. Okay. But Metropolitan hasn't done any
17 particular analysis to determine whether its
18 advantages to one side or the other is just a wash
19 with respect to the power component of the price in
20 the exchange agreement?

21 MR. WEST: Misstates the document, vague,
22 overbroad.

23 You can go ahead and answer.

24 THE WITNESS: The power component within the
25 context of the exchange agreement, we haven't come up

1 with a methodology. We discussed a number of
2 methodologies, but that's not what we charge. So I'm
3 not aware of a study. There may be one.

4 BY MR. BRAUNIG:

5 Q. And the exchange agreement doesn't require
6 that Metropolitan use one power rate or another power
7 rate, does it?

8 A. No.

9 MR. BRAUNIG: I think this is a good time to
10 take a break. Can we go off the record?

11 THE VIDEOGRAPHER: We're off the record.

12 The time is 12:44.

13 (Lunch recess is taken.)

14

15

16

17

18

19

20

21

22

23

24

25

1 A F T E R N O O N S E S S I O N

2 THE VIDEOGRAPHER: We're back on the record.

3 The time is 2:08.

4 BY MR. BRAUNIG:

5 Q. Good afternoon, Mr. Thomas. You understand
6 that you're still under oath; correct?

7 A. Yes.

8 (Reporter interruption for clarity of the
9 record.)

10 Q. I want you to -- I would ask you, please, to
11 turn back to Exhibit 101 and paragraph 5.2 of
12 Exhibit 101, the 2003 exchange agreement.

13 On the second -- on the page that goes over
14 onto -- spills over onto page 17, there is phrasing
15 that begins "For the term of this agreement" on the
16 second line. Do you see that?

17 A. I do.

18 Q. Okay. Could you please read -- read that
19 sentence, up to the semicolon, onto the record?

20 A. "For the term of this agreement, neither
21 SDCWA nor Metropolitan shall seek or support, in any
22 legislative, administrative, or judicial form, any
23 change in the form, substance, or interpretation of
24 any applicable law or regulation, including the
25 Administrative Code, in effect on the day of this

1 BY MR. BRAUNIG:

2 Q. Okay. Any other specific ones?

3 A. There might --

4 MR. WEST: Same objection. Vague and
5 overbroad.

6 Go ahead and answer.

7 THE WITNESS: There might be. I just don't
8 recall.

9 BY MR. BRAUNIG:

10 Q. Okay. Then I want you to skip down from the
11 first "Provided, however" clause to the "Provided,
12 further" clause.

13 And could you read that up to the next
14 semicolon?

15 A. "Provided, further, that, A, after
16 conclusion -- after the conclusion of the first five
17 years, nothing herein shall preclude SDCWA from
18 contesting, in an administrative or judicial forum,
19 whether such charge or charges have been set in
20 accordance with applicable law and regulation."

21 Q. That's good. What does that clause mean?

22 MR. WEST: Same objection. Vague.
23 Overbroad. Calls for a legal conclusion.

24 You can go ahead and answer.

25 THE WITNESS: What it says: That after the

1 fifth year, San Diego could contest, in a judicial
2 form or administrative form, whether Met's rates and
3 charges are consistent with the applicable laws and
4 regulations.

5 BY MR. BRAUNIG:

6 Q. Okay. And Metropolitan's understanding, at
7 the time it signed the exchange agreement, was that
8 after five years, the Water Authority could file a
9 lawsuit to challenge its rates?

10 MR. WEST: Objection. Speculation.

11 Go ahead and answer.

12 THE WITNESS: That's what it said, that the
13 Water Authority would be afforded that opportunity to
14 address its concerns.

15 BY MR. BRAUNIG:

16 Q. That was Met's understanding at the time it
17 signed the exchange agreement?

18 MR. WEST: Same objection.

19 THE WITNESS: Yes, and that's what it says.

20 BY MR. BRAUNIG:

21 Q. So this Section 5.2 allows the Water
22 Authority to do what it has done in this case, so long
23 as it waited five years to do so?

24 MR. WEST: Objection. Calls for a legal
25 conclusion. Overbroad.

1 THE WITNESS: Yes.

2 BY MR. BRAUNIG:

3 Q. Now, I want to draw your attention to
4 Section 11.1, which is on page -- looks like you found
5 it before I did. Section -- page 24.

6 This is a -- this is a paragraph under a
7 heading called "Dispute Resolution"; right?

8 A. Yes.

9 Q. Okay. And this paragraph also includes the
10 language that, "Provided, however, that SDCWA shall
11 not dispute whether the price determined pursuant to
12 paragraph 5.2 for the first five years of this
13 agreement was determined in accordance with applicable
14 law or regulation."

15 That's what -- that's what it says. My
16 question is: Why did -- why did the parties put this
17 language in Section 11.1 as well?

18 MR. WEST: Objection. Misstates the
19 document.

20 You can go ahead and answer.

21 THE WITNESS: I believe this section was
22 intended to encourage the parties to try and resolve
23 any price disputes through either negotiation or other
24 forms, but clearly that -- it provided that if that
25 failed, San Diego still had its -- the rights that

1 were provided to it in the prior section.

2 BY MR. BRAUNIG:

3 Q. Section 11.1 makes clear that the Water
4 Authority could only do that, could only challenge the
5 determination of price under the exchange agreement,
6 after five years; correct?

7 MR. WEST: Object as that misstates the
8 document.

9 You can go ahead and answer.

10 Could I have that question read back,
11 please?

12 (Record is read as follows:)

13 "Q. Section 11.1 makes clear that the
14 Water Authority could only do that, could only
15 challenge the determination of price under the
16 exchange agreement, after five years; correct?"

17 MR. WEST: Same objection.

18 THE WITNESS: Well, it says that San Diego
19 shall not dispute whether the price determined for the
20 first five years is determined in accordance with
21 applicable law.

22 It could raise issues; could raise concerns;
23 could have, and often did, raise issues with how rates
24 and charges were assessed. But after five years, they
25 could avail themselves of legal remedies.

1 BY MR. BRAUNIG:

2 Q. Right.

3 A. This is about --

4 Q. I'm asking about the second piece, the
5 limitation that says the "Provided, further" language.

6 And my question, so that I can ask you a
7 clean question, is: Which party negotiated for this
8 second limitation, this "Provided, further, that after
9 the conclusion of five years, nothing shall preclude
10 the Water Authority from contesting whether such
11 charge or charges have been set in accordance with
12 applicable law and regulations"?

13 A. I think both parties negotiated over that
14 provision.

15 Q. Did -- in the negotiation process, did
16 Metropolitan seek to prohibit any legal challenge to
17 Metropolitan's rate over the entire course of the --
18 over the entire lifetime of the exchange agreement?

19 A. That was our initial offer.

20 Q. Okay. And how did the Water Authority
21 respond to that offer?

22 A. They sought a shorter time period.

23 Q. Okay. And they sought five years?

24 A. I believe they sought zero to start with.

25 Q. Okay. And the parties compromised at this

1 five-year period in which the Water Authority couldn't
2 bring suit to challenge Metropolitan's rates; correct?

3 A. Yes.

4 Q. That was a compromise by both parties?

5 A. Yeah.

6 MR. BRAUNIG: We're up to 110; is that
7 right?

8 (Exhibit 110 is marked for identification
9 and is appended hereto.)

10 MR. WEST: Hold on a second.

11 BY MR. BRAUNIG:

12 Q. Okay. Exhibit 110 is a multipage document
13 Bates-stamped MDW2010-00446428 through 430. Do you
14 have that in front of you?

15 A. I do.

16 Q. Okay. What is Exhibit 110?

17 A. It's an email from Carmen Bermudez to a
18 whole group of people with regard to the QSA
19 settlement proposal that has the QSA -- a draft of a
20 QSA settlement proposal. Looks like bullet points.

21 Q. Okay. And this is a -- this is a document,
22 Exhibit 110, that you've seen before, this QSA
23 settlement proposal?

24 A. I did.

25 Q. Okay. And as you said, this summarizes the

1 conveyance fee was set by Metropolitan's board in the
2 manner that we have described. We understood that
3 San Diego could challenge how those rates and charges
4 were set.

5 BY MR. BRAUNIG:

6 Q. Okay. At the -- at the time that the
7 parties entered the exchange agreement, MWD knew that
8 the Water Authority had some existing concerns about
9 the allocation of costs in Met's rates; right?

10 MR. WEST: Objection as vague.

11 You can go ahead and answer.

12 THE WITNESS: Yes.

13 BY MR. BRAUNIG:

14 Q. There was a dispute that had been going on
15 that the Water Authority had -- that the Water
16 Authority had raised before about the allocation of
17 State Water Project costs into the system access rate?

18 MR. WEST: Objection. Vague as to time.

19 But you can go ahead and answer.

20 THE WITNESS: In terms of as Metropolitan
21 set its unbundled rate structure, they raised a
22 concern about the allocation of costs that would be
23 included in the system access rate, including the
24 State Water Project costs.

25 ///

1 BY MR. BRAUNIG:

2 Q. And Water Authority had raised that issue
3 only about six months before, six months before the
4 exchange agreement was signed; isn't that right?

5 MR. WEST: Objection. Vague. And vague as
6 to time.

7 But you can go ahead and answer.

8 THE WITNESS: I don't remember what the time
9 period was.

10 MR. BRAUNIG: Okay. Ask the court reporter
11 to mark this as Exhibit 111.

12 (Exhibit 111 is marked for identification
13 and is appended hereto.)

14 BY MR. BRAUNIG:

15 Q. 111 is a multipage document Bates-stamped
16 SDCWA2010-2012 underscore 00012997 through 999,
17 through 12999.

18 Exhibit 111 is a letter from the general
19 manager of the Water Authority to the general manager
20 listed here as the president and CEO of Metropolitan,
21 Ron Gastelum, correct, on February 10th, 2003?

22 A. Yes.

23 Q. Okay. And if you look on page 2, under the
24 paragraph entitled "Water Delivery Costs," the Water
25 Authority raised at this time its concerns with the

1 inclusion of the State Water -- the State Water

2 Project costs in Metropolitan's system access rate?

3 MR. WEST: Object as misstates the document.

4 You can go ahead and answer.

5 THE WITNESS: Yes. The Water Authority

6 objects to the inclusion of a significant water supply

7 costs -- of significant water supply costs, for

8 example, State Water Project, as part of

9 Metropolitan's system access rate, never saying it was

10 illegal.

11 MR. BRAUNIG: Okay.

12 MR. WEST: I'm going to let the record

13 reflect the witness was reading from the document

14 except up until the point that's "never saying it was

15 illegal."

16 BY MR. BRAUNIG:

17 Q. As of February 2003, the Water Authority had

18 raised concerns about Metropolitan's allocation of

19 sister -- State Water Project costs to Metropolitan's

20 system access rate; right?

21 A. Yes, in this letter.

22 Q. The five-year limitation on the Water

23 Authority's ability to file a lawsuit was aimed at

24 delaying -- or strike that.

25 In seeking and obtaining, as part of the

1 exchange agreement, the five-year limitation on filing
2 a lawsuit, Metropolitan prevented the Water Authority
3 from filing a lawsuit about State Water Project costs
4 for five years; isn't that right?

5 MR. WEST: Objection. Hold on a second.
6 Calls for a legal conclusion.

7 But you can go ahead and answer.

8 THE WITNESS: Yeah. It was agreed that they
9 would not file a lawsuit, but they could raise their
10 concerns, and they obviously did.

11 BY MR. BRAUNIG:

12 Q. And they would -- but they wouldn't be able
13 to file a lawsuit concerning this issue for five
14 years?

15 A. But they could point out if it were legal or
16 not legal; they just couldn't file a lawsuit.

17 Q. Okay. You recall a time when Metropolitan
18 passed a resolution relating to what's called rate
19 structure integrity language?

20 A. Yes.

21 Q. And that was in 2004, 2005 time frame?

22 MR. WEST: I'm going to object as outside
23 the scope.

24 THE WITNESS: I don't remember the exact
25 time frame.

1 BY MR. BRAUNIG:

2 Q. Okay. One of the reasons that -- let me ask
3 you this:

4 What was your involvement in the development
5 of this rate structure integrity -- rate structure
6 integrity language?

7 MR. WEST: Object. Outside the scope.

8 You can go ahead and answer.

9 THE WITNESS: I participated in a number of
10 meetings with a number of member agencies. Member
11 agency manager group. I participated in board
12 meetings, et cetera.

13 BY MR. BRAUNIG:

14 Q. Why did -- why did Metropolitan pass this
15 rate structure integrity -- rate structure integrity
16 language?

17 MR. WEST: Actually, I'm going to object and
18 instruct the witness not to answer the question
19 because it calls to deliver process privilege.

20 MR. BRAUNIG: I'll rephrase the question.

21 MR. WEST: Sure.

22 BY MR. BRAUNIG:

23 Q. The rate structure integrity language was
24 proposed by Ron Gastelum; is that right?

25 MR. WEST: Object. Calls for speculation

1 and vague.

2 You can go ahead and answer.

3 THE WITNESS: Yes.

4 BY MR. BRAUNIG:

5 Q. Okay. Why did -- did Mr. Gastelum convey to
6 you why he proposed the rate structure integrity
7 language?

8 A. Yes. We talked about the concept.

9 Q. Okay.

10 MR. WEST: I'm going to object to this
11 entire line of questioning, including the last
12 question, as outside the scope of this deposition.

13 BY MR. BRAUNIG:

14 Q. What did he -- what did he convey to you
15 about the reason for proposing the rate structure
16 integrity language?

17 A. That fundamentally, if Metropolitan were
18 giving grants to its member agencies, that it didn't
19 seem appropriate that those people receiving grants
20 could also litigate to reduce their share of the
21 burden for helping to fund the grants.

22 MR. WEST: And a belated objection and move
23 to strike the answer because this is all -- this is
24 outside the scope.

25 MR. BRAUNIG: You're moving to strike the

1 answer?

2 MR. WEST: Uh-huh. Or you could just agree
3 that my objection can be interposed, and I can
4 withdraw my request for a motion to strike.

5 MR. BRAUNIG: I'll agree you can make your
6 objection. You've made your objection.

7 MR. WEST: Good.

8 BY MR. BRAUNIG:

9 Q. One of the reasons that Mr. Gastelum
10 proposed the rate structure integrity provision was
11 because he was worried that the Water Authority was
12 going to file suit in five years; correct?

13 MR. WEST: Object. Outside the scope.
14 Calls for speculation.

15 You can go ahead and answer.

16 THE WITNESS: It may have been, but it
17 applied to all member agencies.

18 BY MR. BRAUNIG:

19 Q. One of the reasons that he -- one of the
20 reasons that he indicated for why the rate structure
21 integrity provision should be developed was because
22 the Water Authority was reserving its right to
23 challenge Met's rates after five years; right?

24 MR. WEST: Objection. Outside the scope.

25 Go ahead and answer.

1 THE WITNESS: I think he provided that as an
2 example.

3 MR. BRAUNIG: He provided that as an
4 example.

5 One of the -- okay. And this is -- let's go
6 ahead and mark this. This will be Exhibit 112.

7 (Exhibit 112 is marked for identification
8 and is appended hereto.)

9 BY MR. BRAUNIG:

10 Q. Exhibit 112, which you have in front of you,
11 is a June 18th, 2004 memorandum from Ron Gastelum on
12 the subject "rate structure integrity," with Bates
13 number MDW2010-000253153.

14 In June of 2004, Metropolitan understood
15 that the Water Authority, after five years, would be
16 free to challenge Metropolitan's wheeling rates;
17 correct?

18 MR. WEST: I'm going to object as -- you
19 done?

20 MR. BRAUNIG: Uh-huh.

21 MR. WEST: I'm going to object as calls for
22 speculation.

23 THE WITNESS: The question was that
24 Metropolitan recognized that San Diego had reserved
25 its right to litigate after five years?

1 BY MR. BRAUNIG:

2 Q. Uh-huh. That's the question.

3 A. Yes.

4 Q. Okay. And so Metropolitan took actions
5 to -- Metropolitan took actions, including the rate
6 structure integrity provision, to make it more
7 burdensome on the Water Authority or more painful for
8 the Water Authority were it to file suit after five
9 years?

10 MR. WEST: Objection. Misstates the
11 document. Compound. Calls for speculation.

12 You can answer.

13 THE WITNESS: As I said before, it applied
14 to any member agency who executed such a grant
15 agreement.

16 MR. WEST: And outside the scope. Sorry.

17 BY MR. BRAUNIG:

18 Q. But the agency Met was worried about was
19 San Diego?

20 MR. WEST: Outside the scope. Objection.
21 Speculation. Asked and answered.

22 You can go ahead and answer.

23 THE WITNESS: Among all of the agencies.

24 BY MR. BRAUNIG:

25 Q. And the -- how does the rate structure

1 THE WITNESS: Challenging Met's rates and
2 charges, yes.

3 BY MR. BRAUNIG:

4 Q. Now, the five-year limitation in
5 Section 5.2, was that a material term of the -- of the
6 contract, of the exchange agreement?

7 MR. WEST: Sorry. Object. Calls for a
8 legal conclusion. Vague.

9 You can go ahead and answer.

10 THE WITNESS: It was negotiated. It was
11 material enough to be put in the agreement.

12 BY MR. BRAUNIG:

13 Q. Okay. Did -- what did Metropolitan believe
14 would happen if the Water Authority had turned around
15 and filed a lawsuit against Met challenging its rates
16 in 2004?

17 MR. WEST: Objection. Calls for
18 speculation. Calls for a legal conclusion. Vague.
19 Incomplete hypothetical.

20 THE WITNESS: That it would have violated
21 the exchange agreement.

22 BY MR. BRAUNIG:

23 Q. And if the Water Authority had sued in 2005,
24 it would have violated the exchange agreement?

25 MR. WEST: Same objections.

1 THE WITNESS: I'm just counting years. Yes.

2 BY MR. BRAUNIG:

3 Q. And the same is true for 2006 and 2007;
4 right?

5 A. Yes.

6 MR. WEST: Same objections.

7 BY MR. BRAUNIG:

8 Q. If the Water Authority had filed a lawsuit
9 within the five-year period after the exchange
10 agreement was signed, Metropolitan's view is that the
11 Water Authority would have been breaching the exchange
12 agreement; correct?

13 MR. WEST: Same objections.

14 You can answer.

15 THE WITNESS: Yes, it would be violating the
16 agreement.

17 BY MR. BRAUNIG:

18 Q. Okay. The Water Authority waited until
19 beyond that five-year period before it filed this
20 lawsuit; correct?

21 A. Yes.

22 Q. During the -- during the time between the
23 filing of the exchange agreement or, rather, the
24 signing of the exchange agreement and the filing of
25 this lawsuit, the Water Authority participated in

1 various Metropolitan processes related to the setting
2 of Met's rates; right?

3 A. Yes.

4 Q. The Water Authority continued to advocate
5 for changes to Met's rates in the boardroom and in
6 committee meetings; right?

7 A. Yes.

8 Q. That was as part of the rate -- for example,
9 the rate refinement process?

10 A. Yes. Staff as well. In staff meetings as
11 well.

12 Q. And in staff meetings as well.

13 And likewise, there was a cost-of-service
14 review process that the Water Authority participated
15 in during that process?

16 A. Yes.

17 Q. And as part of that cost-of-service review
18 process, the Water Authority again advocated, in the
19 boardroom and in committee meetings and in staff
20 meetings, for changes to Metropolitan's rates?

21 A. Yes.

22 Q. And during -- did the -- did Metropolitan
23 implement any of the changes that the Water Authority
24 was advocating during that time?

25 MR. WEST: Object. Vague. Overbroad.

1 Speculation.

2 You can go ahead and answer.

3 THE WITNESS: I know, within the
4 cost-of-service process, we looked at different
5 allocations of certain facilities. And I don't recall
6 if Metropolitan's board ever adopted those changes.

7 BY MR. BRAUNIG:

8 Q. You don't have any specific recollection of
9 any changes that the Water Authority was advocating,
10 during the period of from 2003 to 2010, that the Met
11 board agreed with and implemented?

12 MR. WEST: Objection. Compound and outside
13 the scope.

14 You can go ahead and answer.

15 THE WITNESS: I don't remember specific
16 suggestions being implemented. They -- we did
17 implement the service storage operating agreement to
18 provide benefits to San Diego in the operation of
19 their reservoirs for a period of five years. So they
20 implemented that, so they got a special rate. But I
21 don't remember other things that might have happened.

22 BY MR. BRAUNIG:

23 Q. One of the -- one of the changes that the
24 Water Authority was advocating for during that period
25 was allocating State Water Project costs to supply

1 instead of to the system access rate and the system
2 power rate; correct?

3 MR. WEST: Objection. Vague as -- sorry.
4 You done?

5 MR. BRAUNIG: Yes.

6 MR. WEST: Vague as to time. Objection.

7 THE WITNESS: Yeah. During the rate
8 refinement process and cost-of-service review,
9 San Diego staff had advocated and argued that that was
10 a different cost allocation, never once saying it was
11 illegal, but just that this would be a different way
12 to allocate costs.

13 BY MR. BRAUNIG:

14 Q. Okay. You mentioned that they didn't
15 mention that it was illegal. Why does that matter?

16 MR. WEST: Objection. Calls for a legal
17 conclusion.

18 THE WITNESS: It would be interesting to
19 know if they thought it was illegal.

20 BY MR. BRAUNIG:

21 Q. Okay. Another change that the Water
22 Authority was advocating during this period between
23 the signing of the exchange agreement and the filing
24 of this lawsuit was that water stewardship rate
25 charges should be -- should not be included as part of

1 Metropolitan's wheeling rate; is that right?

2 MR. WEST: Objection. Sorry.

3 I'm sorry. Can I have that read back,
4 please.

5 (Record is read as follows:)

6 "Q. Another change that the Water
7 Authority was advocating during this period
8 between the signing of the exchange agreement
9 and the filing of this lawsuit was that water
10 stewardship rate charges should not be included
11 as part of Metropolitan's wheeling rate; is
12 that right?"

13 MR. WEST: Go ahead and answer.

14 THE WITNESS: They had argued a couple
15 points, actually. Among them, that the water
16 stewardship rate, those funds collected, should be
17 reallocated back to the member agencies in proportion
18 to how they had been paid.

19 And they raised issues about some portions
20 of the water stewardship rate, arguing that it created
21 supply and therefore should be in the supply rate.
22 Other arguments, as we discussed earlier, about the
23 impacts on the distribution system, were made by Met
24 staff and others.

25 ///

1 Q. Okay. Who was the -- this is a document
2 that was generated by Metropolitan; is that right?

3 MR. WEST: Object as vague.

4 You can go ahead and answer.

5 THE WITNESS: It comes from the general
6 counsel, so the general counsel.

7 BY MR. BRAUNIG:

8 Q. Okay. Who was the general counsel in
9 September 2003 at Met?

10 A. I believe it was Jeff Kightlinger.

11 Q. Okay. So this is a memo from Jeff
12 Kightlinger to members of the Met board and managers
13 of Met's member agencies?

14 A. Yes, and some others.

15 Q. Okay. What is Mr. Kightlinger conveying in
16 Exhibit 114?

17 MR. WEST: Objection. Document speaks for
18 itself.

19 You can go ahead and answer.

20 THE WITNESS: That the Water Authority
21 approved the QSA and accepted the second option with
22 Metropolitan.

23 BY MR. BRAUNIG:

24 Q. Okay. And is Mr. Kightlinger conveying the
25 basic terms of the agreement between the Water

1 Authority and Metropolitan?

2 A. Some of those terms.

3 Q. Okay. One of those terms is that San Diego
4 would pay Metropolitan's full wheeling rate?

5 A. That's what Mr. Kightlinger wrote in this
6 email.

7 Q. And that was Metropolitan's understanding of
8 what San Diego was agreeing to do?

9 MR. WEST: Objection. Speculation.

10 Document speaks for itself.

11 Go ahead and answer.

12 THE WITNESS: Yeah. Would pay the rate
13 equal to Metropolitan's full wheeling rate.

14 MR. BRAUNIG: Okay. You can put that
15 document aside.

16 MR. WEST: After all that, that's all you're
17 going to do?

18 BY MR. BRAUNIG:

19 Q. We spoke earlier about what it means to have
20 a lawful rate, a lawful rate for conveyance of water.
21 You recall that?

22 A. Yes.

23 Q. Okay. You've been involved at Metropolitan
24 in studies associated with what the principles are for
25 a lawful conveyance rate?

1 asked for?

2 A. I think it was a negotiated provision
3 because there are provisions that benefit San Diego.
4 In fact, all of it benefits San Diego, so I would
5 presume that they wanted it.

6 Q. Okay. And the specific water that is
7 delivered to San Diego pursuant to the exchange
8 agreement, the location or the source of that water --
9 let me strike that.

10 Does Metropolitan get to decide what water
11 that is the subject of this exchange agreement is
12 delivered to San Diego?

13 A. Under the agreement, San Diego makes
14 available water at Metropolitan's intake and
15 Metropolitan will make a like delivery on a
16 bucket-for-bucket basis from whatever source
17 Metropolitan -- whatever path, whatever facilities
18 Metropolitan determines is the most efficient.

19 Q. And that's a determination that's made by
20 Metropolitan on its own? In other words, San Diego
21 has no input into where that water is -- where that
22 water is coming from, the like water that it receives?

23 A. San Diego receives a bucket full of water
24 that -- as long as it meets the water quality
25 parameter.

1 Q. And Metropolitan, in its sole discretion,
2 decides -- decides, you know, sort of where that water
3 comes from?

4 MR. WEST: Objection. Misstates the
5 document.

6 THE WITNESS: Metropolitan is delivering
7 water at San Diego's intake. Yeah.

8 BY MR. BRAUNIG:

9 Q. And the specific source of those molecules
10 of water, that's a determination that's made by or a
11 determination that's made by Metropolitan, what
12 specific water that is that San Diego gets?

13 A. Metropolitan, yeah, routes the water through
14 its system to San Diego.

15 Q. And San Diego can't say: We want this
16 specific water from this, you know, this particular
17 aqueduct or this particular facility?

18 A. No. It's an exchange.

19 Q. One of the topics on which you are
20 designated is Topic 2d, the party's performance of the
21 exchange agreement.

22 Has the Water Authority performed its
23 obligations under the exchange agreement?

24 MR. WEST: Object. Vague. Overbroad.
25 Calls for a legal conclusion.

1 Go ahead and answer.

2 THE WITNESS: To the best of my knowledge.

3 BY MR. BRAUNIG:

4 Q. Metropolitan does not contend that the Water
5 Authority has not performed its obligations?

6 MR. WEST: Same objection. Vague. Calls
7 for a legal conclusion. Overbroad.

8 You can answer.

9 THE WITNESS: To the best of my knowledge.

10 BY MR. BRAUNIG:

11 Q. Testifying as Metropolitan's PMQ designee?

12 MR. WEST: Same objection.

13 You can answer.

14 THE WITNESS: Yes.

15 BY MR. BRAUNIG:

16 Q. You were also designated as Metropolitan's
17 person most qualified to discuss any alleged breaches
18 of the exchange agreement by either party.

19 Other than the breaches alleged in the Water
20 Authority's two complaints, are there any other
21 breaches of the exchange agreement by either party of
22 which Metropolitan is aware?

23 MR. WEST: Objection. Calls for
24 speculation. Legal conclusion.

25 You can go ahead and answer.

1 THE WITNESS: I don't know if this counts,
2 but there was an instance where IID actually didn't
3 make the water available that we had scheduled. And
4 so Metropolitan then had to charge the full
5 Metropolitan rate. There was discussion. Ultimately,
6 it was corrected. But that's the only event that I'm
7 aware of.

8 BY MR. BRAUNIG:

9 Q. Does -- is it Metropolitan's view that that
10 was a breach of the exchange agreement?

11 MR. WEST: Objection. Legal conclusion.

12 You can go ahead and answer.

13 THE WITNESS: I don't -- as I said, it was
14 corrected, so I don't know that it was a breach.

15 BY MR. BRAUNIG:

16 Q. That was corrected by the Water Authority
17 tendering -- tendering payment to Metropolitan?

18 A. No. It was actually corrected by IID making
19 water available and Metropolitan and San Diego
20 agreeing that that made-up water could be made up in
21 the following year.

22 Q. Okay. Has Metropolitan -- was Metropolitan
23 harmed in any way by those events?

24 MR. WEST: Objection. Speculation.

25 You can answer.

1 THE WITNESS: I don't know that it was
2 harmed.

3 BY MR. BRAUNIG:

4 Q. Metropolitan doesn't believe that it was
5 harmed in any way?

6 MR. WEST: Same objection.

7 THE WITNESS: I don't know if it was harmed.

8 BY MR. BRAUNIG:

9 Q. And to your knowledge, that issue has been
10 corrected by IID?

11 A. By San Diego, Metropolitan, and IID, yes.

12 MR. BRAUNIG: We've been going about an
13 hour. Want to take a short break?

14 MR. WEST: What? Want to take a break?

15 MR. BRAUNIG: Yeah.

16 MR. WEST: Sure.

17 MR. BRAUNIG: Let's go off the record,
18 please.

19 THE VIDEOGRAPHER: We're off the record.
20 The time is 4:27.

21 (Recess is taken.)

22 THE VIDEOGRAPHER: We're back on the record.
23 The time is 4:47.

24 (Exhibit 117 is marked for identification
25 and is appended hereto.)

1
2
3
4
5
6
7
8
9
10
11
12
13
14
15
16
17
18
19
20
21
22
23
24
25

ACKNOWLEDGMENT OF DEPONENT

I, BRIAN THOMAS, do hereby certify that I have read the foregoing pages and that the same is a correct transcription of the answers given by me to the questions therein propounded, except for the corrections or changes in form or substance, if any, noted in the attached Errata Sheet.

BRIAN THOMAS

DATE

1
2
3
4
5
6
7
8
9
10
11
12
13
14
15
16
17
18
19
20
21
22
23
24
25

CERTIFICATE OF REPORTER

I, the undersigned Certified Shorthand Reporter licensed in the State of California, do hereby certify:

That the foregoing deposition of BRIAN THOMAS was taken before me at the time and place therein set forth, at which time the witness was put under oath or affirmation by me;

That the testimony of the witness and all objections made at the time of examination were recorded stenographically by me and were thereafter transcribed, said transcript being a true copy of my shorthand notes thereof;

That signature () was (X) was not requested prior to conclusion of the proceedings.

I further declare that I have no interest in the outcome of the action.

In witness whereof, I have subscribed my name this date: September 17, 2013.

LISA O'SULLIVAN
California CSR No. 7822
Registered Merit Reporter
Certified Realtime Reporter

SUPERIOR COURT OF THE STATE OF CALIFORNIA
FOR THE COUNTY OF SAN FRANCISCO

SAN DIEGO COUNTY WATER)
AUTHORITY,)
))
Petitioner/Plaintiff,)
))
vs.)
))
METROPOLITAN WATER) Case No. CPF-10-510830
DISTRICT OF SOUTHERN) Case No. CPF-12-512466
CALIFORNIA; ALL PERSONS)
INTERESTED IN THE)
VALIDITY OF THE RATES)
ADOPTED BY THE)
METROPOLITAN WATER)
DISTRICT OF SOUTHERN)
CALIFORNIA ON APRIL 13,)
2010, TO BE EFFECTIVE)
JANUARY 2011; and DOES)
1-10,)
))
Respondents/Defendants.)
_____)

VIDEOTAPED DEPOSITION OF
DEVEN UPADHYAY
LOS ANGELES, CALIFORNIA
SEPTEMBER 13, 2013

Reported by:
Lisa O'Sullivan
Ca. CSR No. 7822
RMR, CRR

1 Videotaped deposition of DEVEN UPADHYAY,
2 taken on behalf of the Petitioner and Plaintiff, at
3 725 South Figueroa Street, 31st Floor, Los Angeles,
4 California, beginning at 1:28 p.m. and ending at
5 5:40 p.m., on Friday, September 13, 2013, before Lisa
6 O'Sullivan, California Certified Shorthand Reporter
7 No. 7822, Registered Merit Reporter, Certified
8 Realtime Reporter.

9
10 A P P E A R A N C E S

11
12 For the Petitioner and Plaintiff:

13 KEKER & VAN NEST, LLP

14 633 Battery Street

15 San Francisco, California 94111-1809

16 415.391.5400 T

17 By: WARREN A. BRAUNIG, ESQ.

18 Wbraunig@kvn.com

19 415.773.6642 D

20
21 For the Respondent and Defendant:

22
23 MORRISON & FOERSTER, LLP

24 425 Market Street

25 San Francisco, California 94105-2482

26 415.268.7537 T

27 415.268.7522 F

28 By: SOMNATH RAJ CHATTERJEE, ESQ.

29 Schatterjee@mofo.com

30

31

32

33

1 A P P E A R A N C E S (Continued)

2

3 For the Respondents and Defendants:

4 LeMIEUX & O'NEILL, PLC

5 4165 East Thousand Oaks Boulevard, Suite 350

6 Westlake Village, California 91362-3852

7 805.495.4770 T

8 805.495.2787 F

9 By: COLIN O'NEILL, ESQ.

10 Colin@lemieux-oneill.com

11

12 Also Present:

13

14 KEVIN CROWLEY, Videographer

15

16 BOB CAMPBELL

17

18 JOHN SCHLOTTERBECK, ESQ.

19

20

21

22

23

24

25

26

27

28

29

30

1 LOS ANGELES, CALIFORNIA - SEPTEMBER 13, 2013

2 1:28 P.M.

3 THE VIDEOGRAPHER: Good afternoon. This is
4 the video-recorded deposition of Deven Upadhyay in the
5 matter of the San Diego County Water Authority versus
6 Metropolitan Water District of Southern California, et
7 al.

8 This case is in the Superior Court of the
9 State of California, County of San Francisco, Case
10 Number CPF-10-510830 and CPF-12-51246.

11 Today's date is September 13th, 2013. The
12 time is 1:28. This deposition is taking place at
13 725 South Figueroa Street in Los Angeles, California.

14 The videographer is Kevin Crowley, here on
15 behalf of Thorsnes Litigation Services. The reporter
16 today is Lisa O'Sullivan.

17 Counsel, could you please identify yourself
18 and whom you represent, followed by the reporter
19 swearing in the witness? Thank you.

20 MR. BRAUNIG: Warren Braunig, Keker &
21 Van Nest, on behalf of the plaintiff, San Diego County
22 Water Authority. With me is Bob Campbell, who is a
23 consultant to the Water Authority.

24 MR. CHATTERJEE: Raj Chatterjee, Morrison &
25 Foerster, counsel for Metropolitan Water District of

1 Southern California. With me is John Schlotterbeck,
2 who is also counsel of Metropolitan Water District of
3 Southern California.

4 MR. O'NEILL: Colin O'Neill, of LeMieux &
5 O'Neill, appearing on behalf of Las Virgenes Municipal
6 Water District, Foothill Municipal Water District,
7 West Basin Municipal Water District, Eastern Municipal
8 Water District, and Western Municipal Water District.

9 DEVEN UPADHYAY,

10 having been first duly sworn,

11 was examined and testified as follows:

12 EXAMINATION

13 BY MR. BRAUNIG:

14 Q. Good afternoon, Mr. Upadhyay. Did I say
15 your name -- did I pronounce your name correctly?

16 A. Yes, you did. Thank you.

17 Q. Have you ever been deposed before?

18 A. I have not.

19 Q. Okay. The way it's going to work is that
20 I'm going to ask you questions, you're going to give
21 answers, and the court reporter is going to take down
22 everything both of us say.

23 As you can see, there's also a video camera
24 that will be videotaping these proceedings.

25 Sort of -- the two sort of ground rules

1 Q. Okay. You also understand that you're under
2 oath today as if you were in a courtroom?

3 A. I do.

4 Q. Okay. Is there any reason that you're not
5 able to give your best truthful testimony today?

6 A. Not that I know of.

7 Q. Just so we're sort of talking the same
8 terminology language, I may refer to your employer,
9 the Metropolitan Water District of Southern
10 California, as Met or Metropolitan.

11 You'll understand what I'm talking about
12 when I use those terms?

13 A. Yes.

14 Q. And likewise, if I say MWD, you understand
15 that as short for Metropolitan Water District?

16 A. Yes. Okay.

17 Q. Likewise, I may refer to my client,
18 San Diego County Water Authority, as the Water
19 Authority or as San Diego or as SDCWA. But you'll
20 know who I'm talking about?

21 A. Yes.

22 Q. Okay. And also, the rate structure
23 integrity provision that you're here providing
24 testimony about, I may refer to that as RSI. But
25 you'll understand when I say RSI that that's what I'm

1 referring to?

2 A. Yes.

3 Q. Okay. What is your present role at
4 Metropolitan?

5 A. I'm currently the manager of the water
6 resources management group.

7 Q. What does that entail?

8 A. Managing a group that looks at the planning
9 functions for water resources at Metropolitan.

10 We also administer contracts for resources,
11 water use efficiency contracts, local resource supply
12 contracts, the State Water Project contract with the
13 Department of Water Resources, a state contract there,
14 and multiple contracts including one with the Bureau
15 for Delivery of Water on the Colorado River and other
16 supplies that would come on the Colorado River.

17 We also -- it's also a group that deals with
18 forecasting and planning for the needs of supplies in
19 the future and demands for water supplies in the
20 service area of Metropolitan.

21 Q. Okay. How long have you served in that
22 role?

23 A. Since early 2010, beginning of 2010.

24 Q. Okay. And were you employed at Metropolitan
25 before 2010?

1 A. Yes.

2 Q. Okay. What were you doing before that?

3 A. Before 2010, I was at Metropolitan as the
4 section manager in the CFO's office. I believe the
5 title was budget rates and financial planning.

6 Q. Okay. And how long were you in that role?

7 A. I began that role in the beginning of 2008.

8 Q. Okay. Were you employed at Metropolitan
9 before 2008?

10 A. I was.

11 Q. Okay. And what was the -- what were you
12 doing before the role that you just described as the
13 section manager in the CFO's office?

14 A. For a period of about three years before
15 2008, I was not employed at Metropolitan.

16 And then from 1995 through I guess it's
17 2005, I was employed at Metropolitan in the planning
18 and resources division, focusing on planning studies
19 for Metropolitan overall.

20 Q. And in those intervening three years, where
21 were you?

22 A. I was at the Municipal Water District of
23 Orange County.

24 Q. Okay. Doing what?

25 A. Policy analysis for the board and the GM

1 executive management.

2 Q. And that, you said, was 2005 to 2008?

3 A. I believe so.

4 Q. Okay. You should have in front of you a
5 document that's marked Exhibit 100. I think it's
6 going to be this one (indicating).

7 (Exhibit 100 was previously marked and is
8 incorporated herein for reference.)

9 BY MR. BRAUNIG:

10 Q. Is that Exhibit 100?

11 A. It is.

12 Q. Okay. Which is the amended notice of
13 deposition.

14 You understand that you've been designated
15 by Metropolitan as the person most qualified to
16 testify about Topics 3.b, c, d, e, f, g, and h?

17 MR. CHATTERJEE: Just going to object to the
18 extent you're calling for a legal conclusion. But
19 he's here in response to the notice.

20 BY MR. BRAUNIG:

21 Q. The question was: Do you understand that
22 you've been designated as Metropolitan's person most
23 qualified on those particular topics, 3.b through h?

24 A. The terminology I'm familiar with is "person
25 most knowledgeable," but I don't know if there's a

1 difference.

2 Q. Okay.

3 A. And I do understand that I will be
4 addressing those items.

5 Q. Okay. And do you believe that you're the
6 person most knowledgeable with Met on each of these
7 topics that you're designated?

8 MR. CHATTERJEE: Objection. Calls for a
9 legal conclusion. He's been designated for these
10 topics.

11 THE WITNESS: Difficult for me to tell, but
12 I believe so.

13 BY MR. BRAUNIG:

14 Q. Okay. What did you do to prepare for this
15 deposition? And I'll say up front that I'm not -- I'm
16 not interested in the contents of any communications
17 that you had with legal counsel when I ask that. So
18 don't tell me anything that Mr. Chatterjee or
19 Mr. Schlotterbeck told you.

20 But the question is: What did you do to
21 prepare for this deposition?

22 A. Understood.

23 Met with legal counsel, with staff with
24 legal counsel, and reviewed documents that were part
25 of the production for this litigation.

1 would start that process.

2 BY MR. BRAUNIG:

3 Q. Is the -- does the RSI provision allow
4 Metropolitan to terminate -- to terminate the payment
5 of incentive benefits if a member agency initiates or
6 supports litigation or legislation?

7 MR. CHATTERJEE: Vague and ambiguous.

8 THE WITNESS: Can you repeat the question,
9 please?

10 MR. BRAUNIG: Can you read it back, please?

11 (Record is read as follows:)

12 "Q. Does the RSI provision allow
13 Metropolitan to terminate the payment of
14 incentive benefits if a member agency initiates
15 or supports litigation or legislation?"

16 MR. CHATTERJEE: Vague and ambiguous. It's
17 not clear for what purpose.

18 THE WITNESS: The RSI provision allows
19 Metropolitan to consider termination of an agreement
20 if a member agency were to initiate litigation that
21 would challenge Metropolitan's rate structure, not
22 general litigation in other areas, and support
23 legislation similarly.

24 BY MR. BRAUNIG:

25 Q. Okay. Is it Metropolitan's policy that the

1 RSI provision must be included in any LRP,
2 conservation, or desalination agreement?

3 A. The policy that the board -- excuse me --
4 the board adopted in 2004 would insert RSI language in
5 any local resources program, seawater desalination
6 program, and conservation program agreements.

7 Q. What if an agency -- what if a member agency
8 refuses to sign an agreement with that language?

9 A. To the extent that it's part of the standard
10 language that the board has instructed to have in all
11 of these contracts, then the agency would be agreeing
12 to not participate in those programs.

13 Q. So if you don't sign it, you can't play?

14 MR. CHATTERJEE: Objection. Argumentative.

15 THE WITNESS: There are contract provisions.
16 And if an agreement, you know, includes those
17 provisions and the member agency chooses not to sign
18 an agreement with those provisions, then they wouldn't
19 have an agreement.

20 BY MR. BRAUNIG:

21 Q. Is it negotiable?

22 A. No.

23 Q. So as a member agency, your choice is sign
24 an agreement that includes the rate structure
25 integrity language or you're not eligible to obtain

1 certain incentive benefits for local resources or
2 conservation or desal?

3 A. You need to sign an agreement that has
4 standard provisions.

5 Q. And that's the -- that includes the RSI
6 provision?

7 A. It does, since 2004.

8 Q. Okay. What if an agency were to change the
9 RSI language and send it back?

10 MR. CHATTERJEE: Objection. Calls for
11 speculation. It's a hypothetical -- incomplete
12 hypothetical.

13 But go ahead.

14 THE WITNESS: If an agency were to change
15 the terms -- the standard terms that our board has
16 directed us to include in those agreements, and send
17 it back to us, we would reinstate those terms and say:
18 You need to sign an agreement with those standard
19 terms.

20 BY MR. BRAUNIG:

21 Q. Did this -- was there a period of time when
22 this happened with the Water Authority back in 2005,
23 where the Water Authority attempted to change the
24 provisions and Met said: You can't do that?

25 A. I don't know about the time frame, but I

1 believe that it did happen.

2 Q. And when the Water Authority attempted to
3 change the provisions, Met said, in response: It's
4 got to be the standard provisions or we won't sign the
5 contract?

6 A. I believe so.

7 Q. Okay. Since 2005, has Metropolitan entered
8 any -- entered into any local resource program or
9 conservation or desalination contracts that don't
10 include the RSI provision?

11 A. I don't believe that we have entered into
12 LRP agreements, conservation credits program
13 agreements, seawater desalination program agreements
14 that don't have the RSI provision.

15 Q. After the RSI provision was adopted, what
16 was the Water Authority's response in terms of
17 participation in the LRP and conservation programs?

18 MR. CHATTERJEE: Objection. Calls for
19 speculation. Vague and ambiguous.

20 THE WITNESS: With respect to the local
21 resources program, I believe that there was a period
22 where the Water Authority chose not to submit
23 applications.

24 With respect to the conservation program, we
25 continued to run a regional conservation program that

1 ambiguous. Argumentative.

2 THE WITNESS: Prior to 2010, I don't believe
3 that there was an action taken to initiate termination
4 proceedings with any member agency. I don't believe
5 that any member agency had invoked that provision.

6 MR. BRAUNIG: I would ask the court reporter
7 to mark as our next exhibit, which I believe will be
8 129, a two-page document Bates-stamped SDCWA2010-2012
9 underscore 00121960 through 961.

10 (Exhibit 129 is marked for identification
11 and is appended hereto.)

12 BY MR. BRAUNIG:

13 Q. Mr. Upadhyay, do you recognize Exhibit 129?

14 A. I do.

15 Q. And what is this?

16 A. This document is a communication from
17 Metropolitan to the San Diego County Water Authority
18 that is notifying the Water Authority of the board's
19 action to terminate agreements and to -- actually,
20 it's not to terminate. It's to begin the
21 intent-to-terminate process.

22 Q. Okay. And why did Metropolitan send this
23 notice-of-intent-to-terminate letter?

24 A. It's the beginning of the process outlined
25 in rate structure integrity.

1 Q. What did the Water Authority do to cause
2 Metropolitan to state its intent to terminate these
3 incentive agreements?

4 A. Initiated litigation on our water -- our
5 rate structure.

6 Q. Okay. You see on the first page of this,
7 there are four incentive programs that are listed here
8 that -- are these -- are these four programs that
9 Metropolitan was considering terminating pursuant to
10 the RSI provision?

11 A. Yeah. These are -- these are agreements
12 that included the rate structure integrity language at
13 the time with the Water Authority.

14 Q. Okay. And what were these -- what were
15 these four programs? You can just explain in general
16 terms.

17 A. In general terms, these were programs that
18 are part of the water use efficiency program that
19 Metropolitan has or conservation credits program
20 that -- you know, as part of our IRP, they're
21 targeting water use efficiency per capita, water use
22 reductions within the region, to promote a greater
23 degree of reliability and supply reliability for our
24 customers throughout Metropolitan's service area.

25 Q. Does Metropolitan, as part of its mission,

1 BY MR. BRAUNIG:

2 Q. Okay. Looking at the first program on the
3 page -- on this list, the regional commercial program,
4 who are the beneficiaries of that program?

5 A. The beneficiaries of the program are, again,
6 Met's member agencies, people that live within
7 Metropolitan's service area, and Metropolitan itself.

8 Q. I was maybe asking -- I need to ask the
9 question a more precise way.

10 With respect to this particular conservation
11 program, 66654, who received the financial benefits
12 that Met was providing pursuant to that agreement?

13 A. The incentives themselves would ultimately
14 go to commercial entities within Metropolitan's
15 service area and then within the County Water
16 Authority's service area.

17 Q. Okay. So when Metropolitan was considering
18 terminating this agreement, it was -- it would have
19 been terminating incentive payments to commercial
20 entities within the San Diego County?

21 A. It would have been considering terminating
22 incentives that ultimately would have been going to
23 commercial entities.

24 Q. In San Diego?

25 A. Correct.

1 Q. Okay. What about the second item on this
2 list, the regional residential program, contract
3 number 78189? Who would receive the financial subsidy
4 benefits that were part that agreement?

5 A. Similar to the commercial agreement, the
6 subsidies or the incentives that were provided through
7 that agreement would have been going to residential
8 consumers in Metropolitan's service area and then
9 within the County Water Authority's service area.

10 Q. And the benefits under this particular
11 contract, 78189, flowed directly to residential
12 consumers in the Water Authority's service area?

13 A. The benefits actually accrue to the region.
14 The financial incentives that are provided through the
15 contract would go to those individuals.

16 Q. Okay. Do some of the benefit -- does some
17 of the benefit flow directly to the person who
18 receives the financial incentive?

19 A. Sure, in the sense that their water use is
20 lower.

21 Q. And they're receiving a tangible benefit
22 from Metropolitan in the form of this financial
23 incentive; right?

24 MR. CHATTERJEE: Objection. Vague and
25 ambiguous.

1 THE WITNESS: So the resident receiving an
2 incentive is receiving a dollar amount to reduce the
3 cost of perhaps their purchase of a toilet or some
4 device that would save water. So they're going to
5 receive that dollar incentive.

6 They're also going to receive the benefit of
7 the fact that they actually have lower water use as a
8 result, and the region overall receives the benefit of
9 that lower water use in the sense that that's reducing
10 supplies that otherwise might have been provided to
11 that individual but instead can flow to other
12 individuals elsewhere.

13 BY MR. BRAUNIG:

14 Q. How do you quantify the benefit to the
15 region more broadly, as you just described?

16 A. We quantify that benefit in terms of the
17 acre feet that are saved or the acre feet that are
18 produced through our local resources programs.

19 We've issued reports over the years that
20 show the amounts that are actually saved. Probably
21 the most recent one is our SB60 report that was
22 produced earlier this year.

23 Q. And what does the -- what is the nature of
24 the benefit that the region gains?

25 A. There are a number of benefits that the

1 region receives.

2 One benefit is a reliability benefit in the
3 sense that if those local resources or water use
4 efficiency programs were not producing -- and I
5 believe in our last -- last report, the last SB60
6 report showed that conservation savings were upwards
7 of 900,000 acre feet a year; recycling and groundwater
8 recovery or cleanup of contaminated groundwater was
9 almost 400,000 acre feet a year.

10 Were it not for those programs, you would
11 need to develop additional supplies. If you weren't
12 able to develop those supplies, you would have
13 reliability impacts. You wouldn't have reliable
14 supplies for the region. So it's increasing the
15 reliability of supplies to the region so people aren't
16 having to face, you know, rationing like they
17 otherwise might.

18 There's also benefits in terms of those
19 local resources and water use efficiency measures are
20 actually freeing up use of the system, in terms of the
21 capacity that's used within the system, so that other
22 supplies are able to move through and utilize that
23 system.

24 There are reductions in terms of the
25 potential power cost that you might face as a result

1 of not having to move as much water in the future
2 through that system.

3 It may even reduce the cost associated with
4 having to buy additional transfers to be able to
5 acquire supplies, if you were in a short situation or
6 in a year where you don't have as much supply
7 available.

8 Q. Has Metropolitan taken any steps to measure
9 or quantify what the size of each one of these
10 different benefits that you described is?

11 A. We have. That's actually the -- kind of the
12 nature of the incentive payments that we make, was
13 founded on an analysis of avoided cost.

14 And it was projected avoided cost, so, you
15 know, looking at whether or not you would have to
16 increase capacity in the system by building new
17 facilities; and if you were to undertake local
18 resource development or water use efficiency that
19 reduced the need to have more imported supplies moving
20 through the system, then that, excuse me, might defer
21 some of your capital costs.

22 And similarly, with respect to power costs
23 and supply costs, that dates back to the early to
24 mid-'90s. There was a report that looked at the value
25 of local resources and conservation. And so that

1 actually took an approach of trying to create an
2 estimate of what those benefits were and then
3 quantifying them.

4 We've also, you know, from -- in terms of
5 the raw acre feet, we've pretty much documented every
6 year in terms of the production from these programs.
7 So that's the SB60 report that actually documents the
8 acre feet.

9 We've also had other reports over the years
10 that have done, you know, something similar.

11 Q. Thank you. That's helpful.

12 If you -- if you -- you indicated that
13 the -- I think I understand you to say that
14 Metropolitan knows how many acre feet of water are
15 conserved through the regional residential program.

16 Is that a -- is that right?

17 A. We estimate the conservation overall,
18 through all of our programs, that's occurring.

19 Q. Okay. Does Metropolitan quantify the
20 specific amount of avoided capacity costs associated
21 with the regional residential program?

22 A. The specific amount of avoided capacity
23 costs? Not that I know of.

24 Q. Does Metropolitan keep track of the or
25 quantify the amount of avoided power costs associated

1 with the regional residential program, this -- for
2 example, this contract 78189?

3 A. Not that I know of.

4 Q. Other than the amount of acre feet of water
5 that are conserved or created through LRP and
6 conservation programs, is there any other quantified
7 benefit that Metropolitan keeps track of that relates
8 to each one of those programs?

9 A. I believe that the acre feet figures
10 actually are quantifying the benefit that you could
11 then derive by calculation, if you wanted to, of what
12 the avoided power costs or perhaps facility costs
13 would be.

14 But we don't tend to track those kind of
15 costs or try to estimate those on an annual basis.
16 Rather, we keep track of the water.

17 Q. Why not try to do that analysis?

18 A. There hasn't really been a business need to
19 do that.

20 Q. I'm going to ask you -- I'll ask you a few
21 more questions about -- on that subject later, but I
22 want to stick with this document for now.

23 The third incentive program here, the
24 landscape auditor interns program number 0112006, what
25 was that program?

1 A. Actually, both of the enhanced conservation
2 program agreements were part of a larger enhanced
3 conservation program that was really targeting new
4 areas of water use efficiency, trying to figure out
5 whether there's new low-hanging fruit and conservation
6 that can be achieved. And so both of these were
7 really targeting outdoor landscape or outdoor water
8 use.

9 I think we recognize that, you know,
10 depending on where you live in Southern California,
11 anywhere from 40 to 70 percent of your water use
12 around a business or home is outdoor. So we were
13 trying to focus on becoming more efficient in that
14 area.

15 Q. Okay. And for these two programs, the
16 landscape auditor interns and the smart landscape
17 grant program expansion, who received the financial
18 incentive benefit from these programs from Met?

19 A. Various entities within the County Water
20 Authority service area.

21 Q. Now, I want to ask you to turn over this
22 page to the second page of Exhibit 129. And there are
23 listed here -- well, what are these three programs
24 that are listed here in the box on the second page?

25 A. The first program is listed agricultural

1 conservation program, and it is the beginning of
2 really an effort at Metropolitan to focus on
3 efficiency in the agricultural water use sector. So
4 this is an agreement or would have been an agreement
5 that would have targeted incentives in that area, in
6 the agricultural area.

7 Q. Okay. And who was going to receive the
8 financial incentive benefits from the agricultural
9 conservation program?

10 MR. CHATTERJEE: Can I just -- assumes facts
11 not in evidence that there would have been a contract.

12 But you can answer.

13 THE WITNESS: Well, the thoughts were that
14 the incentives would have been going to agricultural
15 water users.

16 BY MR. BRAUNIG:

17 Q. Farmers?

18 A. Grove managers, the like.

19 Q. Uh-huh. Okay. And what was the -- what was
20 the status of the agricultural conservation program in
21 August of 2010 when -- and specifically contract
22 number 113401, when Metropolitan decided to -- not to
23 enter into those contracts with the Water Authority?

24 A. The status was that they were in draft form
25 and were in -- things that were in consideration as

1 part of a program that was being developed.

2 Q. Okay. What about the second one? What
3 about the flow control valve research project? What
4 was that?

5 A. That was an innovative conservation program
6 response.

7 What Metropolitan does is: Every two years,
8 we submit a request for proposals, or at least we have
9 a history of about every two years submitting a
10 request for proposals, for innovative conservation
11 ideas. We provide funding to try to move the ball in
12 terms of, you know, focusing on what new conservation
13 ideas or efficiency efforts might be productive and
14 save water.

15 And so this was a response to one of those
16 request for proposals. I can't remember very clearly,
17 but I believe it was related to flow control valves
18 also in the outdoor irrigation and agricultural
19 sector.

20 Q. Okay. So who would have received -- had
21 this program been approved, who would have received
22 the financial incentive benefits from contract number
23 91694?

24 A. The financial incentives themselves would
25 have been given to the entity that had actually

1 proposed on this project. And the overall benefits --
2 they would have received the financial incentives, but
3 the overall benefits would have been, you know,
4 furthering the ball on trying to find out whether
5 there are new water use efficiency measures that we
6 can implement.

7 Q. Okay. And the entity who proposed this was
8 the San Diego County Water Authority?

9 A. It was submitted through them. I can't
10 remember if they were the final entity or the end
11 entity that was actually going to be pursuing the
12 project or not.

13 Q. Okay. And ultimately, a decision was made
14 with respect to this contract that Metropolitan --
15 Metropolitan's board instructed staff not to enter
16 into this contract?

17 A. Yeah. And the logic was that the RSI
18 language would have been included in the contract; and
19 if the -- the board was approving terminating
20 agreements that had the RSI language in them, then it
21 wouldn't make sense to enter into a new one.

22 I would note, as of the time of this, what
23 you have on the table here in terms of a document,
24 that decision had not been made at that time.

25 Q. It was a decision that was made six months

1 later or eight months later?

2 A. In 2011.

3 Q. Okay. And again, just to be clear, the
4 reason that Metropolitan's board ultimately instructed
5 Metropolitan not to enter into these contracts is
6 because -- because of the RSI clause that said if the
7 Water Authority initiates litigation, it's not -- it
8 wouldn't be entitled to participate in these programs?

9 MR. CHATTERJEE: Object to the extent you're
10 asking about the reasons of the board. Calls for
11 speculation.

12 You can answer.

13 THE WITNESS: I think it had to do with the
14 notion that if the RSI provision is triggered and the
15 board approved termination of contracts that currently
16 had the RSI language in them with the Water Authority,
17 that that would also automatically trigger the same
18 language in any new contract; so don't enter into
19 those contracts.

20 BY MR. BRAUNIG:

21 Q. What about the third one on the list, the
22 Carlsbad seawater desalination project number 70025?
23 Is this a -- what was that -- what was that project?

24 A. That was a project to produce desalinated
25 potable water in the Carlsbad area through a major

1 seawater desalination facility.

2 Q. And what was -- who was to receive the
3 financial incentive benefits from this contract?

4 A. That -- that contract was structured so that
5 the incentives would go to nine agencies that were
6 involved in an agreement at the time with Poseidon or
7 pursuing an agreement with Poseidon.

8 Q. And those were member agencies of the
9 San Diego County Water Authority and the San Diego
10 County Water Authority?

11 A. They were member agencies, I believe, of the
12 County Water Authority.

13 Q. And this is -- the Metropolitan board
14 ultimately instructed Metropolitan not to enter into
15 this particular seawater desalination project?

16 A. I wouldn't say that they instructed us not
17 to enter into the project, but to -- the agreement
18 that would have been associated with the project,
19 yeah.

20 Q. Not to provide the financial benefits to
21 the -- to the project?

22 A. Not to enter into an agreement that would
23 immediately be going into termination proceedings.

24 Q. Okay. And the result of the Metropolitan
25 board's action was that the Water Authority and its

1 member agencies were unable to receive the financial
2 incentive benefits of the project, of this contract
3 70025?

4 MR. CHATTERJEE: Objection. Misstates the
5 record.

6 Go ahead.

7 THE WITNESS: If that contract existed and
8 had been signed, the result of the Water Authority's
9 action to initiate litigation related to
10 Metropolitan's water rate or rate structure would have
11 triggered that provision.

12 BY MR. BRAUNIG:

13 Q. So as a result, Metropolitan declined to
14 enter into that agreement?

15 MR. CHATTERJEE: Assumes facts not in
16 evidence.

17 MR. BRAUNIG: I think there's a question
18 pending.

19 No, there's not, actually. You answered.
20 You answered the question.

21 MR. CHATTERJEE: It's about 2:40. Do you
22 want to take a break?

23 MR. BRAUNIG: Yeah. I'm almost done with
24 this, so let me -- let me just see if I can finish
25 this document in about a minute or two.

1 Q. Oh, I think it was just a LiveNote issue.
2 The question that I asked was: As a result of --
3 well, let me back up.

4 Did Metropolitan intend to enter into a
5 seawater desalination project with the member agencies
6 of the San Diego County Water Authority?

7 A. You know, the Metropolitan board approved
8 entering into an agreement with the Water Authority
9 and member agencies related to the Carlsbad seawater
10 desalination project. That -- at one point, that
11 agreement was provided to the Water Authority and to
12 the locally responsible agencies, and we never
13 received that agreement back.

14 BY MR. BRAUNIG:

15 Q. Had the Water Authority simply signed the
16 contract in August of 2010, Metropolitan would have
17 immediately invoked the RSI provision?

18 MR. CHATTERJEE: Objection. Calls for
19 speculation.

20 THE WITNESS: I believe it's likely that
21 agreement would have been involved in these
22 termination proceedings.

23 BY MR. BRAUNIG:

24 Q. Okay. And after the Metropolitan board
25 ultimately made its decision to terminate the

1 contracts and instructed staff not to enter into these
2 three particular agreements--the agricultural
3 conservation program, the flow control valve, and the
4 Carlsbad seawater desalination project--the Water
5 Authority was unable to obtain those financial
6 incentives associated with these three contracts.

7 Yes?

8 A. After the Water Authority initiated the
9 litigation and that started this process and the board
10 ultimately made a decision to terminate.

11 Q. And after that -- at that point, after that
12 point, the Water Authority could not obtain the
13 financial incentives associated with these three
14 contracts?

15 MR. CHATTERJEE: Objection. Calls for
16 speculation as to what the board would have done.

17 THE WITNESS: Certainly with the first two
18 contracts.

19 I believe that with respect to the third
20 contract, there was a change in the nature of that
21 project, so that contract would never have been valid.

22 BY MR. BRAUNIG:

23 Q. Okay. After the board made its decision on
24 the RSI provision, though, the Water Authority
25 couldn't have entered into any sort of desalination

1 agreement with Metropolitan; isn't that right?

2 A. Under the seawater desalination program, any
3 agreement that any member agency would enter into
4 under that program would include the rate structure
5 integrity language, which would merely trigger -- in
6 the Water Authority's case, because they were pursuing
7 that litigation, it would trigger the termination.

8 Q. So after June of 2011, the Water Authority
9 was not eligible to participate in the seawater
10 desalination project?

11 MR. CHATTERJEE: Objection. Calls for
12 speculation as to what the board would have done.

13 THE WITNESS: I think there are scenarios
14 where if the Water Authority were not pursuing
15 litigation against Metropolitan's rate structure, then
16 they could enter into a contract with RSI provisions
17 that would not have triggered those provisions.

18 BY MR. BRAUNIG:

19 Q. Okay. So unless the Water Authority
20 withdrew its litigation, the Water Authority, after
21 June of 2011, was not eligible to participate in the
22 seawater desalination program?

23 MR. CHATTERJEE: Objection. Calls for
24 speculation.

25 THE WITNESS: The Water Authority, I

1 believe, just like any other member agency, is
2 eligible to participate in these programs. These
3 agreements have provisions. If they take an action
4 that triggers those provisions, then in the case of
5 RSI, it could lead to termination.

6 BY MR. BRAUNIG:

7 Q. The Water Authority in June of 2011 was
8 pursuing litigation against Metropolitan; right?

9 A. I believe so.

10 Q. And has been from June 2011 to the present.

11 So from June 2011 to the present, the Water
12 Authority, by nature of its having brought this
13 litigation and participating in this litigation, is
14 ineligible to receive the financial benefits from the
15 seawater desalination program; right?

16 MR. CHATTERJEE: Objection. Calls for
17 speculation as to the extent of what the board would
18 do.

19 THE WITNESS: I don't agree with the word
20 "ineligible."

21 BY MR. BRAUNIG:

22 Q. They can't receive them, can they?

23 A. As a result of their own actions.

24 Q. Right. As a result of having brought this
25 litigation, they can't receive financial incentives

1 from the seawater desalination program; right?

2 MR. CHATTERJEE: Same objection. Calls for
3 speculation as to what the board would do.

4 THE WITNESS: So they're making a choice to
5 trigger one of the provisions in the contract.

6 BY MR. BRAUNIG:

7 Q. Right. And as a result -- as a result of
8 having made that choice of bringing litigation against
9 Metropolitan, challenging its rates, Metropolitan will
10 not enter into seawater desalination program contracts
11 with the Water Authority; isn't that right?

12 MR. CHATTERJEE: Same objection.

13 THE WITNESS: And I believe, as this letter
14 shows on the back of the letter, the reason is because
15 it would immediately trigger the termination
16 proceedings for the contract.

17 MR. BRAUNIG: Let's go off the record.

18 THE VIDEOGRAPHER: Okay. We're off the
19 record. The time is 2:48.

20 (Recess taken.)

21 THE VIDEOGRAPHER: This begins Media
22 Number 2. We're on the record at 3:02.

23 BY MR. BRAUNIG:

24 Q. When the Metropolitan board ultimately
25 considered whether or not to terminate contracts that

1 that would allow for the termination.

2 MR. BRAUNIG: I'm going to ask the court
3 reporter to please mark as our next exhibit, which I
4 believe is 130. Exhibit 130, a multipage document
5 Bates-stamped MDW2010-00192455 through 466.

6 (Exhibit 130 is marked for identification
7 and is appended hereto.)

8 BY MR. BRAUNIG:

9 Q. Just let me know when you're ready.

10 A. I'm ready.

11 Q. Okay. Thanks.

12 What is -- what is Exhibit 130?

13 A. This is a presentation to Metropolitan's
14 legal and claims committee.

15 Q. Who developed this presentation?

16 A. I can't recall who developed the
17 presentation.

18 Q. Who presented it?

19 A. I believe I did.

20 Q. You reviewed it before you presented it, I
21 presume?

22 A. Yes.

23 Q. And did you confirm the accuracy of the
24 information in this presentation?

25 A. I believe so.

1 Q. I want to ask you to turn to page 4 of this
2 presentation, Exhibit 130. What is it that you're
3 displaying on the slide that is page 4, with the Bates
4 number 458 at the bottom?

5 A. These were agreements that were in place
6 with the County Water Authority at the time.

7 Q. Were these agreements that included the RSI
8 provision?

9 A. That's correct.

10 Q. Okay. And does -- can you explain sort of
11 what the -- what the numbers are that are reflected on
12 this page?

13 A. The numbers are the maximum amount payable
14 under the agreements, the amount that had been paid
15 under the agreements, which is the third column, and
16 the balance remaining if work were to continue under
17 the agreements, i.e., you know, under the ECPs, if the
18 work in the scope under the agreement were completed
19 and the costs warranted additional payments.

20 Q. Why is it -- why is it NA for some of the
21 balances?

22 A. With respect to, like, the regional
23 commercial and the regional residential, there isn't
24 an amount associated with those agreements. Rather,
25 it's related to the incentives that, you know,

1 consumers pursue.

2 Q. What about the Ramona agreement?

3 A. I don't recall why that's an NA.

4 Q. Turning your attention to page 5, what is --
5 what's reflected on page 5?

6 A. Pending agreements at the time with the
7 Water Authority.

8 Q. And the amount of the potential incentives
9 that the Water Authority could obtain through the
10 Carlsbad seawater desalination project, that was
11 \$350 million?

12 A. That's correct.

13 Q. Okay. And that was estimated to generate
14 56,000 acre feet per year of water?

15 A. Yes. In fact, the maximum amount was based
16 on it actually generating 56,000 a year each and every
17 year.

18 Q. Do you have any idea why the agricultural
19 conservation and the flow control valve study are
20 listed as NA for the maximum amount in the established
21 yield?

22 A. The agricultural conservation program is
23 similar to the other regional conservation program
24 agreements. It doesn't have a specific amount
25 associated with it, so that's why it would be NA. And

1 I'm not sure exactly why the innovative conservation
2 program would have been NA.

3 Q. Okay. Turning your attention to page 6, can
4 you walk me through what we're -- what we're looking
5 at on page 6, what the analysis is that you were
6 presenting to the board?

7 A. So for the existing agreements and the
8 pending agreements, I believe it's giving a sense of
9 amounts associated with those agreements that would
10 have flowed through the agreements.

11 And then the water stewardship, I believe,
12 is an estimate of the stewardship amounts that would
13 have been generated from the County Water Authority's
14 purchases.

15 Q. Okay. The amounts associated here with the
16 existing agreements and pending agreements, are those
17 for agreements that included the RSI provision?

18 A. For the existing agreements, they're
19 agreements that did include the RSI provision. And
20 for the pending agreements, they're agreements that
21 would have.

22 Q. Of the agreements that are, I guess, sort of
23 categories that are listed here, is conservation the
24 only set of agreements that was -- that the Met board
25 ultimately decided not to terminate?

1 A. I'm sorry. Can you say that one more time?

2 Q. Yeah. Of these categories of existing
3 agreements and the two pending agreements, which ones
4 did the Metropolitan board decide not to terminate?

5 MR. CHATTERJEE: Objection. Vague and
6 ambiguous as to "pending agreements." Assumes facts
7 not in evidence.

8 Go ahead.

9 THE WITNESS: In the process that the board
10 was considering termination of agreements, they chose
11 to not terminate agreements that had RSI provisions in
12 them that were associated with the regional
13 conservation and the regional residential program.

14 And one thing I would like to clarify: I
15 believe the LRP numbers here, this \$4.1 million,
16 includes agreements that actually didn't have the rate
17 structure integrity language in them.

18 BY MR. BRAUNIG:

19 Q. Okay. And what was the -- what was the
20 purpose of this slide?

21 A. I think it was just intended to show the
22 agreements that the Water Authority had or were
23 pending that were in the area of the conservation and
24 ag and seawater desalination program.

25 Q. It shows how much the Water Authority was

1 going to potentially lose?

2 A. I don't believe that's the case.

3 Q. Why not?

4 A. Because the local resources program dollars
5 would continue. There, you know, were a number of --

6 Q. Some of them --

7 A. -- that were before -- yeah.

8 MR. CHATTERJEE: Let the witness finish his
9 answer.

10 THE WITNESS: The local resources program
11 figure there includes agreements that didn't have the
12 RSI provision in them.

13 MR. BRAUNIG: Okay. I'll ask the court
14 reporter to mark as our next exhibit -- you can put
15 that one aside -- our court reporter to mark as our
16 next exhibit a multipage document Bates-stamped
17 MDW2010-00014323, a June 23rd, 2011 letter from Jeff
18 Kightlinger to Maureen Stapleton.

19 (Exhibit 131 is marked for identification
20 and is appended hereto.)

21 MR. BRAUNIG: Mind if I get one of those
22 back? I'm sorry.

23 MR. SCHLOTTERBECK: Yeah.

24 MR. BRAUNIG: Thanks.

25 Q. Okay. Exhibit 131, which you have in front

1 of you. What is Exhibit 131?

2 A. Exhibit 131 is a letter from Metropolitan to
3 the County Water Authority that details the action
4 that the Metropolitan board took to terminate some
5 agreements with the rate structure integrity provision
6 and to keep in place others.

7 Specifically, the ones that were being kept
8 in place were the regional residential and
9 commercial --

10 Q. Okay. And that's reflected -- I'm sorry. I
11 didn't mean to interrupt you. Were you finished?

12 A. That's fine.

13 Q. Okay. What you're referring to is the --
14 under -- is the statement under option -- under the
15 adoption of option 3, "Authorize the following," and
16 then there's a subpoint number 1? That's where you're
17 referring to the fact that some residential and
18 commercial rebate programs were allowed to continue?

19 A. That's right.

20 Q. Okay. And then item number 2 was the
21 termination of the landscape grants program that we
22 discussed earlier?

23 A. Correct.

24 Q. And item number 3 was termination of the
25 agreement with San Diego and the Ramona Water District

1 for the San Vicente Water Recycling Project?

2 A. Yes.

3 Q. And what about number 4? What does number 4
4 mean?

5 A. Number 4 is terminating the portions of the
6 conservation program that are run directly by the
7 County Water Authority, as opposed to incentives that
8 are provided to commercial consumers and residents
9 directly.

10 Q. So some conservation program functioning
11 would be -- would be cut off?

12 A. Yeah. The Water Authority runs certain
13 programs under their name, and incentives for those
14 programs would not have continued.

15 Q. And has not -- have the -- sort of since
16 June of 2011, has Metropolitan ceased approving and
17 providing funding for the Water Authority's
18 conservation projects, other than the direct
19 commercial rebates and residential rebates?

20 A. Not completely. Metropolitan -- there is
21 one program that is run by the Water Authority or
22 other member agencies through their own administration
23 that's turf removal. Metropolitan has provided grant
24 funds that we've received through the Water Authority
25 and other member agencies through that program.

1 Q. Other than that grant program for turf, the
2 Metropolitan has ceased approving or providing funding
3 for the Water Authority's member agency-administered
4 conservation projects?

5 A. I believe that's correct.

6 Q. And has the Water -- are there other Met
7 programs that -- since the board decision that's
8 reflected or discussed in this June 23rd, 2011 letter,
9 what are the other programs that the Water Authority
10 is not allowed to participate in because it has filed
11 and prosecuted this litigation?

12 MR. CHATTERJEE: Objection. Assumes facts
13 not in evidence and calls for speculation.

14 THE WITNESS: I don't know what programs, I
15 mean, Water Authority may have. There are ideas about
16 things that they would want to do, but I don't know
17 them.

18 BY MR. BRAUNIG:

19 Q. Metropolitan funds recycling projects via
20 incentive funding; right?

21 A. Correct.

22 Q. Okay. Is the Water Authority, while it --
23 while it is proceeding with this litigation, allowed
24 to enter into contracts -- will Metropolitan enter
25 into contracts with the Water Authority for recycling

1 projects?

2 MR. CHATTERJEE: Calls for speculation.

3 BY MR. BRAUNIG:

4 Q. As a matter of policy?

5 A. Ultimately, the board would decide. If
6 contracts were being pursued by the Water Authority,
7 they would decide.

8 Q. Do you understand it to be Metropolitan
9 policy, as dictated by the board, that Metropolitan is
10 not to enter into recycling projects with the Water
11 Authority while it is proceeding with this litigation?

12 A. I believe that, without further board
13 approval, that those agreements would not be entered
14 into, but they would have to come to the board anyway.

15 Q. Okay. So without -- without a change of
16 board policy, Metropolitan is not going to start
17 entering into recycling projects with the San Diego
18 County Water Authority while this litigation is
19 pending?

20 MR. CHATTERJEE: Objection. Misstates
21 testimony.

22 THE WITNESS: Ultimately, it would come
23 before the board, and the board would make a decision
24 on any contract at that time.

25 ///

1 question.

2 Q. The understanding right now and the policy
3 that's in place is that Metropolitan's not going to do
4 these deals with the Water Authority until -- unless
5 and until this litigation is complete; isn't that
6 right?

7 MR. CHATTERJEE: Objection. Assumes facts
8 not in evidence. If you have a policy document you
9 want before the witness, you're free to do that, but
10 the witness has answered this question.

11 THE WITNESS: I believe the board would take
12 an action at a time in the future regarding future
13 agreements.

14 BY MR. BRAUNIG:

15 Q. But with respect to member
16 agency-administered conservation projects, the board
17 authorized staff to cease approving or providing
18 funding; right?

19 MR. CHATTERJEE: Vague and ambiguous.

20 BY MR. BRAUNIG:

21 Q. To Metropolitan. I'm sorry. To the Water
22 Authority. I'll reask it.

23 With respect to member agency-administered
24 conservation projects, the board authorized staff to
25 cease approving or providing funding to the Water

1 Authority for those projects; right?

2 A. Yes, pending any further board action that
3 would give us different direction.

4 Q. And the board's action in June of 2011 was
5 that pending incentive agreements that the Water
6 Authority may have -- that may have been submitted to
7 Metropolitan that involved the Water Authority will
8 not be executed unless the board takes some other
9 action; is that right?

10 A. Not before further direction or action by
11 the board.

12 Q. And the pending agreements that are
13 referenced in Mr. Kightlinger's letter are the three
14 agreements that we looked at on the back side of
15 Exhibit 129. Is that your understanding?

16 A. Certainly those agreements, yes.

17 Q. Any others?

18 A. Not that I'm aware of.

19 Q. You have been designated by Metropolitan as
20 the person most knowledgeable about the benefits to
21 Metropolitan or its member agencies of the rate
22 structure integrity clause.

23 What are the benefits to Metropolitan or its
24 member agencies of the RSI clause itself?

25 A. The benefits to Metropolitan, you know, our

1 gave, something that wasn't clear to me -- it's a long
2 way of saying I'm going to stop and ask a question.

3 Does -- you testified earlier that there's
4 one Metropolitan rate that funds incentives and local
5 resource programs and conservation, and that's the
6 water stewardship rate; right?

7 A. The water stewardship rate is set to be able
8 to cover the costs of the budgets for those programs.

9 Q. And those incentives are paid for out of
10 money that's collected through the water stewardship
11 rate?

12 A. The incentives are actually paid for through
13 Metropolitan general revenues.

14 Q. Okay. But the water stewardship rate is
15 set, as you said, to recover the costs associated with
16 those programs?

17 A. The water stewardship rate is set
18 prospectively, just like all of our rates, based on
19 the budgets associated with those programs. So when
20 we are making a rate recommendation or the board is
21 adopting rates, they're looking at a budget that
22 Metropolitan has and trying to set rates that cover
23 those budgeted costs.

24 And so obviously, you know, through that
25 process, there is a process of looking at cost of

1 service. And the water stewardship rate is looking at
2 the cost of service for those programs.

3 MR. BRAUNIG: We're at Exhibit 132. Okay.
4 Exhibit 132 is a multipage document Bates-stamped
5 MDW2010-00234908 through 911.

6 (Exhibit 132 is marked for identification
7 and is appended hereto.)

8 BY MR. BRAUNIG:

9 Q. Is Exhibit 132 an email and a draft press
10 release relating to the rate structure integrity
11 provision sent by Linda -- is it Wade or Wade?

12 A. Wade.

13 Q. Wade, Linda Wade.

14 MR. CHATTERJEE: Objection. Calls for
15 speculation. Lacks foundation. The witness is not
16 copied on this document.

17 THE WITNESS: I see that this is an email
18 from Linda Wade to a number of people.

19 BY MR. BRAUNIG:

20 Q. And Linda Wade is a Metropolitan employee?

21 A. She was.

22 Q. She was. Okay.

23 Do you know what Exhibit 132 is?

24 MR. CHATTERJEE: Lacks foundation.

25 MR. BRAUNIG: That's why I asked.

1 (Record is read as follows:)

2 "Q. Does Metropolitan have the inherent
3 authority to set rates that cover its costs?"

4 THE WITNESS: Metropolitan's board has
5 rate-making authority.

6 BY MR. BRAUNIG:

7 Q. Okay. Are you aware that Metropolitan
8 issues an official statement that it provides when it
9 goes out to raise money by selling bonds?

10 A. I am.

11 Q. Okay. Are you -- have you seen those
12 official statements before?

13 A. I have.

14 Q. Have you contributed to the development or
15 review of those official statements?

16 A. Not all of it, but I have contributed.

17 Q. And you've reviewed the contents of portions
18 of it?

19 A. Portions, yes.

20 MR. BRAUNIG: Okay. I'll ask the court
21 reporter to please mark as Exhibit 133 a document
22 that's entitled "\$104,820,000, The Metropolitan Water
23 District of California, Special Variable Rate Water
24 Revenue Refunding Bonds, 2013 Series E."

25 (Exhibit 133 is marked for identification

1 and is appended hereto.)

2 MR. CHATTERJEE: I'm going to object. This
3 document and this whole subject is outside the scope
4 of this deposition.

5 MR. BRAUNIG: Objection noted.

6 Q. Mr. Upadhyay, do you recognize Exhibit 133?

7 A. I certainly recognize the form, and I
8 recognize that it's a Metropolitan document. I can't
9 say that I recognize this specific document.

10 Q. Okay. But you recognize it to be an
11 official statement associated with Metropolitan's
12 selling of bonds?

13 A. Yes.

14 Q. Based on your experience and time at
15 Metropolitan?

16 A. Yes.

17 Q. Okay. I want to ask you to turn to -- it's
18 page A48, and a heading "Litigation Challenging Rate
19 Structure."

20 But before I do, what's the purpose, if you
21 know, of an official statement?

22 MR. CHATTERJEE: Objection. This is outside
23 the scope. Can I get a proffer as to why this is
24 within the scope of this deposition?

25 MR. BRAUNIG: It goes to whether or not the

1 rate structure is -- rate structure integrity
2 provision is -- what the benefits of it are and
3 whether or not it's necessary.

4 MR. CHATTERJEE: We disagree. This is
5 outside the scope of this deposition.

6 BY MR. BRAUNIG:

7 Q. What's the purpose of an official statement?

8 MR. CHATTERJEE: Objection. This is outside
9 the scope of this witness's designation here. He's
10 not here to testify about bonds. And it's outside the
11 scope of this deposition.

12 MR. BRAUNIG: I'm not going to ask him about
13 bonds.

14 Q. What's the purpose of an official statement?

15 MR. CHATTERJEE: He's not here to talk about
16 an official statement.

17 THE WITNESS: I don't know that I have the
18 background to answer that question.

19 BY MR. BRAUNIG:

20 Q. What's your understanding?

21 MR. CHATTERJEE: Objection. Lacks
22 foundation. He doesn't have the background, he just
23 said. Lacks foundation.

24 BY MR. BRAUNIG:

25 Q. Does Metropolitan prepare an official

1 statement to provide to people in the investment
2 community that might participate in the buying of
3 Metropolitan bonds?

4 MR. CHATTERJEE: Objection. Lacks
5 foundation. Beyond the scope of this dep -- this
6 deposition.

7 BY MR. BRAUNIG:

8 Q. Is that your understanding?

9 A. I do believe it's a document that is out
10 there for people to take a look at information related
11 to Metropolitan.

12 Q. Okay. And who prepares an official
13 statement within Metropolitan?

14 MR. CHATTERJEE: Lacks foundation.

15 THE WITNESS: There are a team of folks
16 that look at the different elements of the official
17 statement.

18 BY MR. BRAUNIG:

19 Q. And in the course of your duties, you're
20 asked to provide information to the official
21 statement?

22 A. That's correct.

23 Q. Okay. I want to draw your attention to
24 page A48, and the second paragraph. And I want you to
25 please read out loud, starting in the second

1 paragraph, about three and a half lines down, with the
2 sentence "Metropolitan contends."

3 A. "Metropolitan contends that its rates are
4 reasonable, equitably apportioned among its member
5 agencies, and lawful, and were adopted under a valid
6 rate structure and cost-of-service approach, developed
7 in a multiyear collaborative process with its member
8 agencies, that has been in place since 2002."

9 Q. Continue.

10 A. "Nevertheless, to the extent that a Court
11 invalidates Metropolitan's adopted rates and charges,
12 Metropolitan will be obligated to adopt rates and
13 charges that comply with any mandates imposed by the
14 Court."

15 Q. Continue.

16 A. "Metropolitan expects that such rates and
17 charges would still recover Metropolitan's cost of
18 service. As such, revenues would not be affected.

19 "If Metropolitan's rates are revised in the
20 manner proposed by San Diego County Water Authority in
21 the complaint, other member agencies may pay higher
22 rates unless other actions are taken by the board."

23 Q. Of the sentences that you just read from
24 Metropolitan's official statement, are there any that
25 you believe are inaccurate?

1 MR. CHATTERJEE: Objection. Outside the
2 scope of this deposition.

3 You know, there are statements here about
4 rates.

5 MR. BRAUNIG: Raj, Raj, this is not an
6 objection. You want to make an objection, make an
7 objection. I've asked him a question.

8 There's a question pending. If you want to
9 make an objection, make an objection to the form of
10 the question, but don't give a speech.

11 Can I ask the court reporter to read back
12 the question?

13 (Record is read as follows:)

14 "Q. Of the sentences that you just read
15 from Metropolitan's official statement, are
16 there any that you believe are inaccurate?"

17 THE WITNESS: Not that I know of.

18 BY MR. BRAUNIG:

19 Q. So you believe it's accurate that to the
20 extent that a Court invalidates Metropolitan's adopted
21 rates and charges, Metropolitan will be obligated to
22 adopt rates and charges that comply with any mandates
23 imposed by the Court, and Metropolitan expects that
24 such rates and charges would still recover
25 Metropolitan's cost of service?

1 MR. CHATTERJEE: Objection. Calls for a
2 legal conclusion and outside the scope of this
3 deposition and lacks foundation.

4 BY MR. BRAUNIG:

5 Q. To the best of your knowledge, that
6 statement is accurate? Those statements are accurate?

7 A. To the best of my knowledge.

8 Q. Metropolitan tells the investment community
9 that it's going to be able to recover revenue to meet
10 all of its costs; right?

11 MR. CHATTERJEE: Objection. Outside the
12 scope of this witness. I'm going to instruct the
13 witness not to answer on this point.

14 MR. BRAUNIG: On what ground?

15 MR. CHATTERJEE: You're outside the scope of
16 this deposition.

17 MR. BRAUNIG: He can answer in his
18 individual capacity, and it will be decided whether or
19 not this is within the scope of the deposition.

20 MR. CHATTERJEE: He's not here in his
21 individual capacity.

22 MR. BRAUNIG: You're instructing him not to
23 answer this question?

24 MR. CHATTERJEE: Yes.

25 ///

1 programs. Do I have that right?

2 A. Yes.

3 Q. Let's talk a little bit about local resource
4 programs. And we addressed this a little bit earlier.
5 What sorts of things fall into the bucket of local
6 resource programs?

7 A. It's primarily contracts for recycled water
8 developments and groundwater recovery developments.
9 The seawater desalination program also includes
10 seawater desalination projects. And the groundwater
11 recovery side, it's actually predominantly brackish
12 brown water cleanup.

13 Q. And you talked a little bit earlier about
14 some of the potential benefits associated with these
15 types of programs.

16 I'm asking you specifically about local
17 resources programs. What are the benefits that
18 Metropolitan believes are created by these LRP
19 programs?

20 A. We've discussed this earlier. The benefits
21 associated with the LRP programs, I believe I've
22 detailed in prior testimony.

23 Q. Okay. Well, let me -- let me just make
24 sure I have a list, because I want to make sure I've
25 got them all.

1 So you mentioned there is a supply benefit,
2 there's a reliability benefit, there's a freeing up
3 capacity benefit, a reduction in power benefit, and a
4 cost of not having to do transfers benefit. I don't
5 know if I characterized those right.

6 Does that sound like the list that you
7 elaborated on earlier?

8 A. Sure. Reduced likelihood of shortage for
9 the region.

10 Q. Why is that? Why is there a reduced
11 likelihood of shortage for the region?

12 A. Because there's supply that's actually
13 developed that increases the overall pie of supply
14 that's available to the region so that in the future,
15 if you're facing drought conditions, you have more
16 supply available.

17 Q. Okay. Now, with these local resource
18 program incentive payments, there's also a benefit to
19 the agency that receives the actual financial
20 incentive, isn't there?

21 A. Through the local resources program,
22 we're -- obviously, we're providing incentives to a
23 given agency. The reason that we're providing
24 incentives is because of those regional benefits that
25 I had described.

1 Q. Right. But in addition to -- in addition to
2 what you've described as regional benefit, there's
3 also a benefit specifically to that water agency,
4 which gets both money and water that they're able to
5 develop through that -- with that money; right?

6 A. With the help of that money.

7 Q. So that's an additional benefit that's
8 created by the LRP funding. Would that be fair to
9 say?

10 A. I believe the LRP funding is helping to
11 provide the regional benefits, but sure, there are
12 local benefits also.

13 Q. And what's the -- does Metropolitan make an
14 effort to quantify what the local benefits are
15 associated with the LRP funding?

16 A. No. The LRP funding is associated with the
17 regional benefits. The reason Metropolitan is
18 providing the incentives is because of the regional
19 benefits that accrue.

20 Q. Okay. But there's also a local benefit that
21 Metropolitan doesn't make an effort to quantify?

22 A. We're not -- we're not quantifying a local
23 benefit per se. Obviously, the acre feet represent
24 the benefit that people in the area might receive, but
25 it's also a benefit for the region.

1 can reorient ourselves.

2 Metropolitan -- does Metropolitan --
3 Metropolitan funds -- strike that -- provides
4 incentives for the development of local resource --
5 local resources in order to, as you said, expand the
6 pie of supply that's available; is that correct?

7 MR. CHATTERJEE: Well, misstates his
8 testimony.

9 THE WITNESS: I believe that our supply and
10 reliability strategy is documented in our IRP. So if
11 you want to get into that strategy, we can reference
12 the IRP.

13 BY MR. BRAUNIG:

14 Q. Well, I can also -- I'm going to ask you
15 questions as well.

16 And my question is: Does Metropolitan
17 invest in local resources in order to grow the pie of
18 supply?

19 A. That's -- yes, that's one of the benefits
20 that we're investing for, yes.

21 Q. Okay. Does Metropolitan's -- is one of the
22 benefits that you've articulated of these programs
23 that it creates a benefit of not having to spend money
24 on other imported supplies?

25 A. Yeah. That's part of the basis for the

1 incentive.

2 Q. Does Metropolitan attempt to quantify how
3 much of the -- quantify the amount of avoided supply
4 costs that are generated by these programs?

5 A. You know, earlier, in earlier testimony, we
6 talked about the acre foot amount that is provided
7 through these programs. And so we don't do a
8 calculation of the dollars that are avoided in terms
9 of supply or power; we do do a tabulation of the acre
10 feet.

11 And if we wanted to, we could do that
12 calculation, but there is -- there hasn't been a
13 business need to do that.

14 Q. Is it possible that there might be -- that
15 there would be some point at which spending additional
16 money to develop local resources is -- provides no
17 imported supply benefit because Metropolitan wouldn't
18 need to add additional supply?

19 MR. CHATTERJEE: Objection. Incomplete
20 hypothetical. Calls for speculation.

21 THE WITNESS: You know, perhaps there's a
22 scene out there in the future. That's not the
23 condition we're in now.

24 BY MR. BRAUNIG:

25 Q. So Metropolitan's assumption is that every

1 acre foot of supply created through its local
2 resources programs is an acre foot of supply that it
3 would otherwise have to buy from somewhere else?

4 A. Or a shortage that might occur that we're
5 helping to avoid.

6 We don't have infinite imported supplies
7 that can be developed. So our overall supply strategy
8 is to try to maintain our imported supplies and
9 stabilize those imported supplies and encourage
10 greater degree of water use efficiency and local
11 resource development, local supplies, to be able to
12 meet the needs of growth in the region.

13 Q. But as you've said, Metropolitan doesn't
14 quantify the benefits of any avoided cost of imported
15 supply?

16 A. Well, we don't -- we don't quantify the
17 actual power cost or the actual supply costs we're
18 avoiding. We do quantify the acre foot amounts, and
19 you could calculate those other things if necessary.

20 Q. There are years, though, where Metropolitan
21 has more supply than it does demand; right?

22 A. I believe that there are years where
23 Metropolitan has supplies that are adequate to meet
24 the region's demands, you know, coupling that with the
25 local resources and conservation efforts we've had.

1 If you were to quantify the acre feet, the
2 last report that we did, the SB60 report, said that
3 there was, you know, approximately 900,000 acre feet
4 in water efficiency and almost 400,000 acre feet
5 between groundwater and recycling that had been
6 developed. Those are annual figures.

7 Had that not been done, our demands would be
8 significantly higher, and I can't say that we would
9 have the supply -- other supply alternatives that
10 would have met all that need. It's speculative to say
11 that.

12 Q. When a local -- when a member agency
13 develops an acre foot of water, is that an acre foot
14 of water that they won't end up buying from
15 Metropolitan?

16 A. Unless it's a year where Metropolitan
17 doesn't have the water supply to provide, in which
18 case in those years it's a greater degree of shortage
19 you would be facing.

20 MR. CHATTERJEE: It's 4:10. Want to take a
21 break?

22 MR. BRAUNIG: Yeah. We can take a break
23 now. Thank you.

24 THE WITNESS: Thanks.

25 THE VIDEOGRAPHER: Okay. We're off the

1 utilization at the treatment facilities because you're
2 not moving as much water.

3 And that's in the situations where you're
4 actually reducing an imported supply as opposed to
5 some situations where, you know, it might -- you might
6 not have enough supply. So it's actually a reduction
7 in the shortage that you're receiving, so you're
8 getting your reliability benefit.

9 So that's why multiple categories of
10 benefits, we're talking about, whether it's the
11 facility and capital, the power, the supply.

12 Q. Okay. And one of those benefits would be a
13 treatment-related benefit, treatment capacity?

14 A. Sure. Inasmuch as it's a capital
15 facility --

16 Q. And there could also be --

17 A. -- that could be affected by it.

18 Q. I'm sorry. I didn't mean to cut you off.

19 Is there also a storage benefit associated
20 with the development of water through the local
21 resource programs and the other programs funded by the
22 water stewardship rate?

23 A. There could be. It's part of the overall
24 supply benefit that you would be potentially avoiding
25 costs of having to develop additional transfers or

1 additional supplies.

2 You would potentially be getting increases
3 in storage as a result of the fact that in some years
4 you got demands that are lower for imported supplies
5 because local resources or efficiency measures have
6 reduced those demands, which allows some of the
7 imported supplies to go into storage facilities.

8 And, you know -- but again, multiple --
9 multiple buckets of benefits, whether it's capital,
10 whether it's supply, whether it's power.

11 Q. Does Metropolitan take any efforts to
12 quantify the avoided facilities benefit that you were
13 just describing associated -- associated with these
14 particular programs?

15 A. Yeah. The incentives -- we've talked about
16 this earlier. The incentives were based on a
17 calculation of the prospective benefits associated
18 with these categories. So capital deferral; avoided
19 power costs; avoided need to develop new supplies, so
20 avoided supply costs.

21 And so that was the basis for the incentive,
22 and there was some -- a quantification there. We
23 don't do, like, an annual, if that's what you're
24 asking, an annual kind of calculation of avoided
25 costs.

1 Q. Okay. So there's -- there is no
2 quantification at Metropolitan of: Here's -- for the
3 LRP programs we funded in, say, 2011, here's the
4 avoided facility -- here's the avoided facilities
5 benefit associated with that?

6 A. There -- no. There isn't a regular
7 calculation like that, no.

8 Q. And there's no calculation of the capital
9 benefit associated with the LRP programs and the other
10 programs funded by the water stewardship rate?

11 A. There was originally, in terms of the design
12 of the incentive. But there isn't an ongoing regular
13 calculation that we're doing that's trying to tabulate
14 that, no.

15 Q. Okay. And there's no -- there's no
16 quantification of the benefits associated with, say,
17 storage that derive from a local resource project and
18 the other programs funded by the water stewardship
19 rate?

20 A. I don't believe that there's a -- any kind
21 of regular calculation to that effect, although there
22 is an accounting of the water supplies or avoided
23 demand increases through efficiency; and based on
24 that, you could -- you could project based on those
25 figures the additional capacity needs you might have

1 had or the additional power costs you might have
2 incurred or supplies you might have had to have
3 developed.

4 Q. Metropolitan doesn't do that right now?

5 A. We tabulate the acre feet.

6 Q. Right. The amount of supply created by the
7 local resource incentive funding?

8 A. The acre feet associated with these
9 programs. And derived from those acre feet, you could
10 estimate the capital deferral benefits, the avoided
11 power, or the additional supplies you might have
12 needed to develop.

13 Q. Right. But Met doesn't do that?

14 A. We do not.

15 Q. Would the group of benefits, the sort of
16 categories of benefits that you just described --
17 would those be different from one local resource
18 program project to another?

19 MR. CHATTERJEE: It's vague and ambiguous.

20 THE WITNESS: I don't know that they would
21 be different. You know, we're providing incentives
22 through a program for many different project types.
23 So . . .

24 BY MR. BRAUNIG:

25 Q. Well, let me give you -- let me give you an

1 (Record is read as follows:)

2 "Q. In this board memo, Exhibit 134,
3 alternative number 2 presented to the board
4 would have required Metropolitan to evaluate
5 regional water supply and facility benefits in
6 deciding which LRP programs to fund; is that
7 right?"

8 THE WITNESS: So it looks like alternative 2
9 would have included criteria for regional water supply
10 and benefits.

11 BY MR. BRAUNIG:

12 Q. Okay. And alternative 2 also would have
13 required Metropolitan to evaluate the regional water
14 quality and environmental benefits associated with the
15 LRP program?

16 A. That would have been part of the scoring for
17 a proposal.

18 Q. And Metropolitan's board ultimately chose
19 alternative number 1, the open process, over this
20 alternative number 2 with selection criteria?

21 A. They chose alternative number 1, which was
22 an open process with certain guidelines and
23 provisions.

24 Q. As a result, does Metropolitan evaluate
25 regional water supply and facility benefits in

1 deciding which LRP programs to fund?

2 A. We do an evaluation of whether there will be
3 a net supply improvement, and as a result of that, if
4 there is a net supply improvement, i.e., it can't be a
5 facility that is producing a supply over here, but at
6 the same time there is a supply reduction somewhere
7 else because they're connected.

8 And to the extent that that test is met, so
9 there is a net supply increase, then I believe there
10 is the assumption that the benefits associated with
11 the original incentive calculation of reduced need to
12 increase the capacity for the system or expand the
13 system -- the notion of the reduced power costs over
14 time or the reduced need to develop new supplies comes
15 with that.

16 So we're not doing it on an individual
17 basis, but that's one of the assumptions of the
18 program.

19 Q. You're testifying that Metropolitan assumes
20 that those benefits will be created?

21 A. Based on the original analysis for the
22 incentive calculation. That's the basis for the
23 incentive calculation.

24 Q. But Metropolitan doesn't calculate how much
25 those benefits will be created?

1 A. That was done prospectively, yeah, looking
2 forward based on an estimate, and that's how the
3 incentive was calculated.

4 Q. Of the -- of the investment that
5 Metropolitan is making in LRP programs, what
6 percentage of the benefits are attributable to
7 avoiding water supply cost and what percentage are
8 attributable to avoiding some of these other costs
9 that you described?

10 A. I don't know.

11 Q. Metropolitan doesn't calculate that?

12 A. We did at one time, not currently.

13 Q. When?

14 A. In the early '90s.

15 Q. 20 years ago?

16 A. In the early '90s.

17 Q. Not at any point since Metropolitan
18 unbundled its rates?

19 A. Not to my knowledge.

20 MR. BRAUNIG: Can we go off the record for
21 just a moment?

22 THE VIDEOGRAPHER: Okay. This ends Media
23 Number 2 of this deposition. We're off the record at
24 4:45.

25 (Recess is taken.)

1 THE VIDEOGRAPHER: This begins Media
2 Number 3. We're on the record at 4:53.

3 (Exhibit 135 is marked for identification
4 and is appended hereto.)

5 (Exhibit 136 is marked for identification
6 and is appended hereto.)

7 (Exhibit 137 is marked for identification
8 and is appended hereto.)

9 (Exhibit 138 is marked for identification
10 and is appended hereto.)

11 (Exhibit 139 is marked for identification
12 and is appended hereto.)

13 MR. BRAUNIG: Mr. Upadhyay, the court
14 reporter has marked and put in front of you a series
15 of documents, hopefully. No, here they are.

16 I've put in front of you a series of
17 documents that are marked Exhibits 135 through 139.
18 And to make the record clear, I'll describe each one
19 of them.

20 Exhibit 135 is a December 11th, 2012
21 board -- MWD board action memo 7-1, subject:
22 Authorize entering into a local resources program
23 agreement with Three Valleys Municipal Water District
24 and California State Polytechnic University of Pomona
25 for the Cal Poly Pomona Water Treatment Plant.

1 Exhibit 136 is the August 12, 2012 MWD board
2 action memo 7-1, subject: Authorize entering into a
3 local resources program agreement with Municipal Water
4 District of Orange County and El Toro Water District
5 for the El Toro Recycled Water System Expansion
6 Project.

7 Exhibit 137 is a March 13th, 2012 MWD board
8 action memo 8-9, subject: Authorize entering into a
9 local resources program agreement with Eastern
10 Municipal Water District for EMWD's Recycled Water
11 System Expansion Project.

12 Exhibit 138 is a June 14th, 2011 MWD board
13 action memo 8-6, subject: Authorize entering into a
14 consolidated agreement under the local resources
15 program with the Inland Empire Utilities Agency,
16 Western Municipal Water District, and Chino Basin
17 Desalter Authority for the Chino Basin Desalination
18 Program.

19 And Exhibit 139 is a December 14, 2010 board
20 action memo 8-3, subject: Authorize entering into a
21 local resources program agreement with Los Angeles
22 Department of Water and Power for the Van Nuys Area
23 Water Recycling Project.

24 Q. I'm going to ask you to take a look at
25 Exhibit 135. And what is Exhibit 135?

1 A. This is a board letter that is asking
2 authority to enter into an agreement that's an LRP
3 agreement.

4 Q. With whom?

5 A. This would be an agreement with Metropolitan
6 and Three Valleys, one of our member agencies, and Cal
7 State University.

8 Q. What are the -- what are the benefits
9 identified in the board memo associated with this
10 project?

11 A. Well, the benefits identified in the board
12 memo are here. Do you want me to just read the
13 various sentences?

14 Q. Sure, if you want, if that's easier.

15 A. Well, the executive summary lists that it's
16 basically an agreement between the parties we
17 mentioned, and the project would provide up to 250
18 acre feet per year of recovered groundwater. This
19 project would help achieve Metropolitan's LRP goal of
20 174,000 acre feet.

21 Q. Of new supply?

22 A. Of new supply.

23 So af -- you know what? We've talked about
24 the overall program that we've got, and this is
25 contributing towards that goal and the program and the

1 local resources program. So it's an additional 250
2 acre feet per year towards that goal.

3 Q. Other than the addition of 250 acre feet of
4 supply that will be created by the program identified
5 in Exhibit 135, are there any other benefits that are
6 identified that will be associated with this LRP
7 program?

8 A. There are many benefits associated with that
9 additional production. While they might not be
10 identified specifically in this board letter, they're
11 a part of our board policy and the reason why the
12 board has a local resources program goal.

13 Q. Okay. But this -- this particular project,
14 for this particular project?

15 A. Right.

16 Q. The only benefit that Metropolitan has
17 quantified is the benefit of increasing supply?

18 A. The benefit associated with this project --
19 we're paying incentives for increased production that
20 has many different benefits that I've already
21 detailed.

22 Q. Okay. But the only -- my question was: The
23 only benefit that's identified in the board action
24 memo is that it's adding -- that it's adding new
25 supply, providing money for supply that will be

1 developed in Three Valleys Municipal Water District?

2 A. Right. And it's referencing that that is
3 going towards a goal of development of 174,000 acre
4 feet, consistent with the local resources program
5 policy, which is based on a myriad of supply -- or
6 benefits associated with the generation of new local
7 resources.

8 Q. This -- Exhibit 135 does not -- does
9 Exhibit 135 anywhere identify what the -- what the
10 regional benefits to Metropolitan will be from this
11 particular agreement, from this particular program?

12 A. This references board-approved policy goals.
13 So we don't make a habit of identifying all of the
14 policy goals that are inherent in previous board
15 policy that leads up to meeting the goal.

16 So there is a goal of 174,000 acre feet
17 identified through the local resources program, and
18 there are many benefits associated with that goal:
19 The benefits of supply, capital deferral, reductions
20 in power utilization, reduced shortage likelihood.
21 And it's, you know, documented in our LRP policy, it's
22 also documented in the integrated resources plan, and
23 it's the reason why we have those goals.

24 Q. Three Valleys Municipal Water District gets
25 money as a result of this board action memo being

1 referencing board-approved policy goals, and that's
2 inherent in those goals. So while it might not be
3 explicit about all of the other benefits associated
4 with the contract, that -- it is implied by the board
5 policy, which didn't occur on this date.

6 Q. Okay. Does -- and I apologize if I asked
7 you this question about this document already. It's
8 getting late in the day.

9 Has Metropolitan quantified anywhere the
10 benefits, other than the creation of new supply, that
11 are associated with the project described in
12 Exhibit 135?

13 A. The very theory that Metropolitan developed
14 years ago related to the local resources program and
15 incentives for efficiency. And the local resources
16 program was then tabulated in calculations that
17 created the incentive. And so the incentive that
18 we're providing through this contract is based on
19 projected cost savings and avoided costs.

20 So that's the nature of the incentive. The
21 incentive is being paid for the acre feet produced,
22 but the incentive is being paid for all of those
23 benefits.

24 Q. Does Metropolitan know what specific costs
25 are avoided through the development of this particular

1 treatment plant described in Exhibit 135?

2 A. The incentive is being paid for the benefits
3 that I had mentioned. And they're not associated with
4 a specific project; rather, the overall -- overall
5 goals.

6 Q. Okay. So in other words, Metropolitan does
7 not -- does not know particular specific costs that
8 are avoided through the development of this particular
9 project described in Exhibit 135?

10 A. The costs are associated with the incentive
11 calculation. So the value we're associating with it
12 is the incentive multiplied by the acre feet provided.

13 Q. And this is from a policy that was developed
14 when?

15 A. The policy dates back to the early '90s, but
16 it was reaffirmed by the board in 2007.

17 Q. So based on assumptions that were made in
18 the early '90s, Metropolitan is assuming that there
19 will be some additional benefits beyond merely the
20 development of new supply in Three Valleys?

21 MR. CHATTERJEE: Objection. Misstates the
22 testimony.

23 THE WITNESS: I -- in previous testimony
24 we've talked about, I've mentioned that we do a
25 calculation each year of the acre feet associated with

1 these programs.

2 It is possible for us to take those acre
3 feet and estimate the capital that would be necessary,
4 the additional power that would be necessary, the
5 additional supplies that might be necessary, in order
6 to provide for those demands were those local supplies
7 or efficiencies not produced. Through our normal
8 course of business, there isn't a need for us to do
9 those calculations.

10 BY MR. BRAUNIG:

11 Q. So Metropolitan could calculate the various
12 benefits associated with the project described in
13 Exhibit 135 but, for business reasons, has chosen not
14 to do so?

15 A. We would estimate those things. But up to
16 this point, we believe that the merits of the program
17 stand on board policy.

18 Q. And for business reasons, Metropolitan has
19 chosen not to actually quantify those benefits on a
20 project-by-project basis?

21 MR. CHATTERJEE: Misstates his testimony.

22 THE WITNESS: If you look at the testimony,
23 I believe I said that up to this point, there hasn't
24 been a business need to do those calculations.

25 ///

1 BY MR. BRAUNIG:

2 Q. And if I were to ask you this same line of
3 questions about the documents, the Exhibits 136
4 through 139, would your answers be the same?

5 MR. CHATTERJEE: It's compound.

6 THE WITNESS: I believe they would be the
7 same.

8 BY MR. BRAUNIG:

9 Q. Is the water stewardship rate a volumetric
10 charge?

11 A. It is.

12 Q. What does that mean?

13 A. It's charged based on acre feet delivered.

14 Q. Does that -- does that mean that the more
15 water a particular agency buys or acquires or is
16 charged -- withdrawn.

17 Does that mean that an agency -- that a
18 member agency that buys more water from Metropolitan
19 contributes more money to what's called the water
20 stewardship fund?

21 MR. CHATTERJEE: Vague and ambiguous. It's
22 vague and ambiguous and assumes facts not in evidence.

23 THE WITNESS: I believe what "volumetric"
24 means is that it's charged based on the acre feet that
25 a member agency purchases. So to the extent that a

1 member agency is paying for more water to come from
2 Metropolitan or more water to be moved through the
3 system, then they are going to be paying more in terms
4 of overall water stewardship rate charges as compared
5 to an agency that's moving less.

6 BY MR. BRAUNIG:

7 Q. Thank you. You're much more lucid at this
8 point than I am. I appreciate that in the question.

9 For purposes of disbursing money through the
10 water stewardship rate, does it matter to Metropolitan
11 how much an agency has paid in water stewardship rate
12 contributions?

13 A. Can you repeat the question?

14 Q. Uh-huh. Does it matter to Metropolitan how
15 much a particular member agency has paid in through
16 the water stewardship rate, in evaluating how much a
17 member agency should receive in funds disbursed
18 through the local resources program, the conservation
19 programs, and the desalination program?

20 A. Not to my knowledge.

21 Q. Why not?

22 MR. CHATTERJEE: I'm going to object.
23 Getting into the basis of the rates. If you want to
24 ask him about H in terms of what actually happens in
25 terms of to monitor the total amount of conservation,

1 desalination, or the distribution of funds collected
2 through the water stewardship rate, that's fine, but
3 we're not going to get into the basis of the rates.

4 MR. BRAUNIG: Are you instructing him not to
5 answer?

6 MR. CHATTERJEE: No.

7 THE WITNESS: What was the question?

8 MR. CHATTERJEE: I'm going to object as
9 outside the scope.

10 MR. BRAUNIG: I'm going to ask the court
11 reporter, please, to read back.

12 (Record is read as follows:)

13 "Q. Does it matter to Metropolitan how
14 much a particular member agency has paid in
15 through the water stewardship rate, in
16 evaluating how much a member agency should
17 receive in funds disbursed through the local
18 resources program, the conservation programs,
19 and the desalination program?

20 "A. Not to my knowledge.

21 "Q. Why not?"

22 THE WITNESS: I think what matters is the
23 question of whether the overall pool of funds that's
24 coming in to Metropolitan, in terms of revenues, is
25 enough to cover our costs. It's not -- I don't know

1 that it's a question of member agencies paying in or
2 out.

3 In fact, the nature of the local resources
4 program and our conservation incentives really are
5 based on a regional philosophy that regardless of
6 where the investments are occurring in terms of the
7 local resources, or regardless of where the
8 conservation is actually occurring within the region,
9 that the benefits that we're paying for through the
10 incentive are regional benefits that accrue to the
11 region.

12 So we've never taken an approach where we're
13 tabulating things like that.

14 BY MR. BRAUNIG:

15 Q. Could Metropolitan disburse all the money to
16 Orange County, all the money that's given out through
17 local resource program grants and conservation and
18 desalination?

19 Could all that money flow to Orange County?

20 MR. CHATTERJEE: Objection. Incomplete
21 hypothetical. Calls for speculation.

22 THE WITNESS: I don't think that would be
23 possible.

24 BY MR. BRAUNIG:

25 Q. Why not?

1 A. I don't know that there are projects in one
2 agency's service area that can meet our regional
3 goals.

4 And, you know, furthermore, we've already
5 got contracts with many agencies that we're going to
6 be paying out for another 20 years. They're 25-year
7 contracts.

8 Q. Other than -- other than sort of your
9 assumption that there wouldn't be an availability of
10 good projects, there's no limits that you're aware of
11 or that you understand as to how Metropolitan
12 disburses water stewardship rate monies among the
13 various member agencies?

14 A. In the current board policy, to meet this
15 174,000 acre foot goal, there is not a criteria that
16 dictates some kind of distribution by agency.

17 You know, going forward in terms of meeting
18 our long-term goals, I'd have to speculate on what the
19 board's direction would be in terms of a design of a
20 program. I don't know -- I don't know what that would
21 be.

22 Q. Has Metropolitan ever tried to go back and
23 say, "How much have we given already to Orange
24 County?" when deciding to give -- whether to give a
25 particular -- whether or not to grant a particular

1 application for a local resource project funding?

2 A. Not to my knowledge.

3 Q. Has Metropolitan ever tried to go back and
4 say, "How much money have we given to all of the
5 member agencies out of the water stewardship fund?"

6 A. We do track our -- the contracts that we
7 have for incentives. So we certainly take a look at
8 the dollars associated with those contracts and track
9 the dollars that have gone out the door associated
10 with those contracts.

11 It -- there's never been an aspect of
12 associating that with the program design, saying an
13 agency has received a certain amount of benefits and
14 that somehow affects their ability to get benefits in
15 the future. There's nothing like that.

16 Q. Where do you track this information?

17 A. We've got agreement administrators that
18 track the dollars associated with their contracts. So
19 I've got folks in my group that manage these
20 agreements and are tasked with, you know, making sure
21 that the dollars at the member agency level are being
22 spent.

23 And they reconcile that, and that dictates
24 whether they get an incentive or not, or the amount,
25 you know. Many of our projects are based on the

1 tabular format, and I believe some of those reports
2 included the member agency that the contract was with.
3 But, you know, to my knowledge right now, our -- the
4 most regular reporting that we have is really just on
5 the gross incentives that are paid out through the
6 con -- through the program. And that comes out in
7 January, I think, of each year.

8 MR. BRAUNIG: I will ask the court reporter
9 to please mark as Exhibit 140 a document Bates-stamped
10 SDCWA2010-2012 underscore 00122682, with attachments
11 that have been printed out from an Excel spreadsheet.
12 And there are how many pages of those? One, two,
13 three, four, five.

14 (Exhibit 140 is marked for identification
15 and is appended hereto.)

16 BY MR. BRAUNIG:

17 Q. Okay. Is Exhibit 140 an email from -- on
18 August 20 -- on August 31st, 2011, from Tom DeBacker
19 of MWD to Debra Espe of the San Diego County Water
20 Authority?

21 MR. CHATTERJEE: Objection. Lack of
22 foundation. Calls for speculation.

23 THE WITNESS: It's what it looks like.

24 BY MR. BRAUNIG:

25 Q. Who is Tom DeBacker?

1 A. Tom DeBacker is the controller for
2 Metropolitan.

3 Q. At the time, was he the interim chief
4 financial officer?

5 A. He was the interim CFO for a period of time.
6 I don't know if it covers this.

7 Q. Okay. And who's Debra Espe?

8 A. I believe she's an employee of the County
9 Water Authority.

10 Q. Has Metropolitan, from time to time, sent to
11 the Water Authority spreadsheets that detail LRP and
12 conservation incentive benefits on an annual basis?

13 A. I believe that that's true.

14 Q. And there's a reference in here to: Stothis
15 provided Amy Chen via Deven, with a file that detailed
16 MWD's historical annual LRP incentive benefits.

17 Do you recall that?

18 A. I can't say that I recall that.

19 Q. Have you had an opportunity to look at the
20 different -- the spreadsheets that are sort of lined
21 up behind -- that are lined up behind this email?

22 A. Here and now, yes.

23 Q. Okay. Have you -- do you recognize this
24 spreadsheet?

25 A. I can't say that I recognize this

1 requested it, we could produce it. We've got the
2 ability to produce it. But that's just not the nature
3 of our reporting.

4 In fact, we've produced that in the past, by
5 the way. I had mentioned that we have done reports
6 like that in the past, but it's not something that
7 we're doing now.

8 BY MR. BRAUNIG:

9 Q. Based on your -- based on your knowledge,
10 are there some member agencies who contribute more in
11 payments through the water stewardship rate than they
12 receive in benefits through the local resource
13 program, conservation, and desalination incentive
14 programs?

15 A. I would imagine that there are agencies that
16 are -- if you're thinking about the, you know, direct
17 incentives, there are some agencies that may be paying
18 more or less or receiving more or less in terms of the
19 direct incentives. But the nature of the program is
20 not, nor was it ever to be, something that just looked
21 at what an agency was paying in terms of rates and
22 then what they were getting out in terms of incentives
23 coming back.

24 In fact, the nature of the program
25 recognizes that regionally it really doesn't matter

1 where those investments are within the distribution
2 system or within the region. It might not be
3 happening in your backyard, but you're still receiving
4 a regional benefit as a result of it.

5 So that's the nature of the program, and I
6 think that's part of the reason why, you know, it's
7 not really the way we look at it.

8 Q. Okay. And that statement that you just made
9 is based on the analysis that was done in the early
10 '90s?

11 A. Well, yeah. And the board -- the board
12 policy associated with the LRP is acknowledging that
13 we have a regional philosophy and that there are
14 regional benefits associated with it.

15 MR. BRAUNIG: Let's go off the record for a
16 minute.

17 THE VIDEOGRAPHER: Okay. We're off the
18 record. The time is 5:33.

19 (Recess is taken.)

20 THE VIDEOGRAPHER: We're back on the record.
21 The time is 5:37.

22 BY MR. BRAUNIG:

23 Q. During the last hour or so, you have
24 mentioned a couple of times a study from the early
25 1990s that had something to do with benefits

1 CERTIFICATE OF REPORTER

2

3 I, the undersigned Certified Shorthand Reporter
4 licensed in the State of California, do hereby
5 certify:

6 That the foregoing deposition of DEVEN UPADHYAY
7 was taken before me at the time and place therein set
8 forth, at which time the witness was put under oath or
9 affirmation by me;

10 That the testimony of the witness and all
11 objections made at the time of examination were
12 recorded stenographically by me and were thereafter
13 transcribed, said transcript being a true copy of my
14 shorthand notes thereof;

15 That signature () was (X) was not requested prior
16 to conclusion of the proceedings.

17 I further declare that I have no interest in the
18 outcome of the action.

19 In witness whereof, I have subscribed my name this
20 date: September 16, 2013.

21

22

23

24

LISA O'SULLIVAN

25

California CSR No. 7822

26

Registered Merit Reporter

27

Certified Realtime Reporter

SUPERIOR COURT OF THE STATE OF CALIFORNIA
 COUNTY OF SAN FRANCISCO

SAN DIEGO COUNTY WATER)	
AUTHORITY,)	
)	
Petitioner/P)	
)	
vs.)	Case No. CPF-10-510830
)	and CPF-12-512466
METROPOLITAN WATER DISTRICT)	
OF SOUTHERN CALIFORNIA; ALL)	
PERSONS INTERESTED IN THE)	
VALIDITY OF THE RATES ADOPTED)	
BY THE METROPOLITAN WATER)	
DISTRICT OF SOUTHERN)	
CALIFORNIA ON APRIL 13, 2010,)	
TO BE EFFECTIVE JANUARY 2011;)	
and DOES 1-10,)	
)	
)	
Respondents/)	
_____)	

(PARTIAL TRANSCRIPT:

PAGES 1 THROUGH 108 OF 256)

VIDEOTAPED DEPOSITION OF ARNOUT VAN DEN BERG,
 taken on behalf of the Plaintiff, at 725 South
 Figueroa Street, 31st Floor, Los Angeles, California,
 commencing at 9:12 a.m., Tuesday, September 24, 2013,
 before Audrey L. Ricks, Certified Shorthand Reporter,
 No. 12098.

1 APPEARANCES:

2 For the Petitioner and Plaintiff:

3 KEKER & VAN NEST, LLP
4 BY: Warren A. Braunig, Esq.
5 633 Battery Street
6 San Francisco, California 94111-1809
7 415-391-5400
8 wbraunig@kvn.com

9 For the Respondent and Defendant Metropolitan Water
10 District of Southern California and for the Witness:

11 MORRISON & FOERSTER, LLP
12 BY: Somnath Raj Chatterjee, Esq.
13 425 Market Street
14 San Francisco, California 94105-2482
15 415-268-7537
16 schatterjee@mofo.com

17 For the Respondent and Defendant Metropolitan Water
18 District of Southern California:

19 BINGHAM McCUTCHEN LLP
20 BY: Thomas S. Hixon, Esq.
21 Three Embarcadero Center
22 San Francisco, California 94111-4067
23 415-393-2152
24 thomas.hixson@bingham.com

25 For the Respondents and Defendant Las Virgenes
Municipal Water District, Foothill Municipal Water
District, West Basin Municipal Water District,
Eastern Municipal Water District, and Western
Municipal Water: (Telephonic Appearance)

LeMIEUX & O'NEILL, PLC
BY: Christine Carson, Esq.
4165 East Thousand Oaks Boulevard
Suite 350
Westlake Village, California 91362-3852
805-495-4770
christine@lemieux-oneill.com

1 APPEARANCES: (Continued)

2 For Los Angeles Department of Water & Power:
3 (Telephonic Appearance)

4 LOS ANGELES DEPARTMENT OF WATER & POWER
5 BY: Tina Shim, Esq.
6 111 North Hope Street, Room 340
7 PO Box 51111
8 Los Angeles, California 90012
9 213-367-2372
10 tina.shim@ladwp.com

11 ALSO PRESENT:

12 Collette Stark, Videographer

13 Erik Thorsnes, Thorsnes Litigation Services

14 Dennis Cushman, SDC Water Authority

15 Dan Denham, SDC Water Authority

16 June Skillman, Metropolitan Water District
17 of Southern California

18 Stathis Kostopoulos, Metropolitan Water
19 District of Southern California

20

21

22

23

24

25

1 Los Angeles, California

2 Tuesday, September 24, 2013

3 9:12 a.m. - 4:46 p.m.

4

5 THE VIDEOGRAPHER: We are on the record.

6 My name is Collette Stark. I'm the legal

7 videographer with Thorsnes Litigation Services.

8 Today is September 24th, 2013. The time

9 on the video monitor is 9:12 a.m.

10 This video deposition is taken at

11 725 South Figueroa Street, 31st Floor, in Los

12 Angeles, California.

13 The name of the case is San Diego County

14 Water Authority versus Metropolitan Water District

15 of Southern California, filed in the Superior Court,

16 State of California, County of San Francisco. Case

17 Number CPF-10-510830 and CPF-12-512466.

18 This is Volume 1 in the deposition of

19 Arnout Van den Berg.

20 Would the attorneys now introduce

21 themselves.

22 MR. BRAUNIG: Warren Braunig, Keker & Van

23 Nest for Plaintiff San Diego County Water Authority.

24 With me today are Dan Denham and Dennis

25 Cushman from the Water Authority.

1 MR. CHATTERJEE: Raj Chatterjee, Morrison
2 Foerster, counsel for the Metropolitan Water
3 District of Southern California.

4 With me also is Tom Hixson, who is also
5 counsel for the Metropolitan Water District of
6 Southern California.

7 Also with me are June Skillman and Stathis
8 Kostopoulos of Metropolitan Water District of
9 Southern California.

10 THE VIDEOGRAPHER: The court reporter
11 today is Audrey Ricks with Thorsnes --

12 On the telephone.

13 MS. CARSON: On the line, this is
14 Christine Carson from LeMieux & O'Neill. We
15 represent West Basin Municipal Water District, Los
16 Virgenes Municipal Water District, Eastern Municipal
17 Water District, Western Municipal Water District,
18 and Foothill Municipal Water District.

19 MS. SHIMS: Also on the phone is Tina
20 Shims, representing the Los Angeles Department of
21 Water & Power.

22 THE VIDEOGRAPHER: The court reporter
23 today is Audrey Ricks with Thorsnes Litigation
24 Services.

25 She will now swear in the witness.

1

2 Arnout Van den Berg,

3 having been administered an oath, was examined and

4 testified as follows:

5

6 EXAMINATION

7 BY MR. BRAUNIG:

8 Q Good morning, Mr. Van den Berg.

9 I introduced myself to you before we got

10 started, but my name is Warren Braunig, and I

11 represent the San Diego County Water Authority in

12 this case.

13 Have you ever been deposed before?

14 A Yes.

15 Q When was that?

16 A Several months ago. Don't recall the

17 exact date.

18 Q What was the nature of the dispute in

19 which you were deposed?

20 A It was a civil case against the City of

21 Simi Valley.

22 Q And what was your -- why were you being
23 deposed?

24 A The City deposed me. Let's see. Why am I

25 being deposed? I guess because they asked me

1 questions to figure out what I'm going to say during
2 trial; right.

3 Q Were you there testifying on behalf of the
4 Metropolitan Water Authority --

5 A No.

6 Q -- or was it in an individual capacity?

7 A No. This was individual.

8 Q Other than -- other than that -- and let
9 me ask you:

10 What -- what kind of case generally is --
11 was that case?

12 A Well, it was a civil case. It was the --
13 the Metro- -- the City of Simi Valley had promised
14 to provide water service, and they had basically
15 changed their mind.

16 Q Were you testifying as a percipient
17 witness, which means a witness to facts, or were you
18 testifying as an expert in that case?

19 A I was not an expert witness.

20 Q Other than -- other than that case, have
21 you testified -- testified before in a deposition?

22 A No.

23 Q What about in a courtroom?

24 A No.

25 Q Well, since you just did it recently,

1 Q Is there -- you understand that you are
2 under oath today?

3 A Yes, I do.

4 Q And that your testimony is given as if you
5 were in a court of law?

6 A Yes.

7 Q Is there any reason that you are not able
8 to give your best, truthful testimony today?

9 A No.

10 Q The last thing I wanted to go over before
11 we get started is some terminology issues. I may
12 refer to your employer, the Metropolitan Water
13 District of Southern California, as Met or
14 Metropolitan.

15 But you will understand what I'm talking
16 about when I say that; right?

17 A Okay.

18 Q Likewise, I may refer to my client, the
19 San Diego County Water Authority as the Water
20 Authority or as San Diego or as SDCWA.

21 Will that be okay? You'll know who I'm
22 talking about?

23 A Okay.

24 Q That's okay?

25 A That's fine.

1 Q Okay. And we're going to obviously be
2 talking about a -- a model, a financial planning
3 model. I may refer to that at times as the FPM.
4 It's a lot of words to say, financial planning
5 model, in every question. So I may refer to that as
6 FPM. I may refer to that as the rate model.

7 You will understand what I'm talking
8 about?

9 A Okay. That's fine.

10 Q What's your -- what's your present title
11 at Metropolitan?

12 A Senior resource specialist.

13 Q What does a senior resource specialist do?

14 A Well, different people in the organization
15 have that title that do very different tasks.

16 Q Okay. Why don't you tell me about what
17 your tasks are as a --

18 A All right.

19 Q -- senior resource specialist.

20 A My major responsibilities are to develop
21 the revenue requirement and to develop the general
22 district requirements for the budget.

23 Q When you say "general district
24 requirements," what does that mean?

25 A It refers to the -- the budget of

1 Metropolitan excluding the departmental budget.

2 Q So what would be involved in the budget
3 that you're responsible for putting together?

4 A Well, all components of it except for the
5 departmental. So the departmental budget refers to
6 the O&M labor staff, so the other components -- some
7 of the major components would includes things like
8 State Water Project, supply programs, Colorado
9 Power. You know, basically everything else that you
10 can find in our budget book.

11 Q Okay. Other than developing the revenue
12 requirements and the general district requirements,
13 are there any other primary roles and
14 responsibilities that you have as a senior resource
15 specialist?

16 A I do other ad hoc projects and work as it
17 comes up, but those are my core functions.

18 Q Okay. How long have you been a senior
19 resource specialist at Metropolitan?

20 A I would guess about nine years.

21 Q So going back to about 2004?

22 A Okay. Approximately.

23 Q That sounds right to you?

24 A Approximately.

25 Q Okay. And how long have you been employed

1 with Metropolitan before that?

2 A I started work at Metropolitan in 1998.

3 Q Okay. When you started at Metropolitan,
4 what was your role?

5 A I worked in water resource management.

6 Q What did that entail?

7 A Doing -- well, the tasks varied. You
8 know, encompassing basically what they do there,
9 which is forecasting, looking at sales forecasts,
10 population forecasts, and various other projects as
11 they come up.

12 Q So forecasting -- sales forecasting,
13 population forecasting.

14 Was there anything else that you were
15 responsible for at that time?

16 A Well, I started as a -- a junior, so to
17 say that I was responsible, you know, you were given
18 various different tasks and you're learning
19 basically what the rest of the organization does.
20 And you're -- you're -- there's lots of various
21 tasks that come up as you progress through your
22 career.

23 Q All right.

24 A So I can't speak to all of the things that
25 I've been working on that far back.

1 have on other member agencies, that kind of thing?

2 MR. CHATTERJEE: Objection. Beyond the
3 scope of this deposition.

4 THE WITNESS: I was not the senior member
5 at the time. I know I worked on this project, and
6 I -- I can't quite recall as to what exactly I did
7 that long ago.

8 BY MR. BRAUNIG:

9 Q Give me your best recollection.

10 MR. CHATTERJEE: Objection. Lacks
11 foundation.

12 THE WITNESS: My best recollection was --

13 MR. CHATTERJEE: And beyond the scope.

14 THE WITNESS: -- kind of what I told you,
15 that I know I worked on this, I worked on various
16 components of it, but I -- it's -- you know, it's --
17 it's quite a long time ago now, and I don't recall
18 the details of what exactly I did back then.

19 BY MR. BRAUNIG:

20 Q Okay. You said that you -- I want to make
21 sure we sort of covered the time that you were at
22 Metropolitan. So you started in water resources
23 management in 1998.

24 And you said you moved over to finance in
25 2000?

1 A Correct.

2 Q What was your role -- what was your title
3 when you moved over to finance in 2000?

4 A Just to be clear that finance at the time,
5 the portion of finance that I was in was held within
6 water resource management that was later -- the
7 organization was later moved to finance. But we
8 called it finance.

9 I've gotten lots of various promotions to
10 my current position in between then, and I don't
11 quite recall what years I got what promotion.

12 Q Okay. Well, from 2000 until 2004 when you
13 said you were promoted to -- let me ask a question:

14 Is -- is the -- is your job now within the
15 finance department?

16 A Yes.

17 Q So between 2000 and 2004, when you were
18 promoted to senior -- senior resource specialist,
19 what were -- what was your role during that period
20 of time?

21 A During that time, I developed what is now
22 called the financial planning model. So my primary
23 task was to create that and run that.

24 Q And you say "developing what is now the
25 financial planning model."

1 Is that because what you started
2 developing in 2000 sort of evolved into what is now
3 the financial planning model?

4 A Correct.

5 Q When did you -- when -- when approximately
6 did you begin working on that model?

7 A Well, that would probably be when I got
8 there at 2000. I mean, a lot of -- the model now
9 encompasses a lot of the separate components that
10 were used to run finance, so you were exposed to
11 them, and you learned about them.

12 I didn't make the model when I first got
13 there, but I -- I -- you know, you become familiar
14 with and learn about the spreadsheets.

15 Q And how long did -- how long did -- how
16 long was the process of developing whatever it was
17 that -- whatever the initial model was that you
18 created back in 2000?

19 MR. CHATTERJEE: Objection. Vague and
20 ambiguous.

21 THE WITNESS: It probably took me -- after
22 learning how everything worked, probably -- it was
23 within a year.

24 BY MR. BRAUNIG:

25 Q And what was the -- was there a name for

1 the initial model that you created?

2 Let me ask this:

3 Was it always -- strike that.

4 Was the model always called the financial
5 planning model?

6 A Essentially, yes. When it was initially
7 created, it was called the new financial planning
8 model. That word "new" I dropped at some point.

9 Q Were there any other terms that were used
10 to describe or -- or identify that model?

11 A Not really, the model goes by that
12 acronym, you know, FPM. So internally, yes,
13 basically the only way that we refer to it.

14 Q With -- since that initial period of about
15 a year when you developed the initial model, what's
16 your involvement been with respect to the financial
17 planning model?

18 A Well, the model has been expanded to
19 include other components. It's been updated as
20 Metropolitan has changed, so it has gotten more
21 complicated and does more things.

22 And I -- I think your question was, how
23 has it -- how's the financial planning model
24 changed?

25 Q No. My question was, what's your

1 involvement been since 2001 with respect to the
2 model?

3 A Trying to think what you mean by that
4 question.

5 You know, I'm the -- the architect of the
6 model, and I operate the model, and the model has
7 been developed into a more comprehensive spreadsheet
8 as time has gone on.

9 Q So you continue to this day to be the
10 manager or operator of the model?

11 A Yes.

12 Q What -- roughly, what -- what percentage
13 of your time at work is spent working with this
14 financial planning model?

15 A I'd say most of my time.

16 Q You said that the model was initially
17 created and then was expanded over time.

18 Did I understand that right?

19 A Correct.

20 Q What was it originally? What was included
21 in this financial planning model originally?

22 A You mean before I -- at the time that I
23 first joined finance?

24 Q Well, let me back that up, then.

25 When you joined finance, was there already

1 I, the undersigned, a Certified Shorthand
2 Reporter of the State of California, do hereby
3 certify:

4 That the foregoing proceedings were taken
5 before me at the time and place herein set forth;
6 that any witnesses in the foregoing proceedings,
7 prior to testifying, were duly sworn; that a
8 verbatim record of the proceedings was made by me
9 using machine shorthand which was thereafter
10 transcribed under my direction; that the foregoing
11 transcript is a true record of the testimony given.

12 Further, that if the foregoing pertains to
13 the original transcript of a deposition in a Federal
14 Case, before completion of the proceedings, review
15 of the transcript [] was [] was not requested.

16 I further certify I am neither financially
17 interested in the action nor a relative or employee
18 of any attorney of party to this action.

19 IN WITNESS WHEREOF, I have this date
20 subscribed my name.

21 Dated: September 30, 2013

22

23

24

25

AUDREY L. RICKS

CSR-CA #12098, RPR, CLR, CCR-NV

From: Kostopoulos,Stathis
Sent: Thursday, May 27, 2010 9:50 AM
To: Skillman,June M; Van den Berg,Arnout H
Subject: COS reports updated

I have updated the COS reports with the new numbers, edited the classification language, the PO table, and the reference to April 2011 Resolutions filing.

They are at:

S:\CFOBUDGAUS\Rate Cycle\FY2011 Rate Cycle\Adopted\Adopted Final

Please review and let me know if you have any comments.

I have added a report on the BDMS for the June Board meeting.

Stathis

From: Kostopoulos,Stathis
Sent: Monday, July 19, 2010 11:19 AM
To: Bennion,Sydney B
Cc: Skillman,June M; Van den Berg,Arnout H
Subject: COS FY10/11 final and adopted

Hi Syd,

Here are the Cost of service reports for the April 2010 letter in support of the 12.4% rate increase, and the final COS based on the adopted 7.5% increases.

Let me know if there are any questions.

Stathis



Att2 04132010
COS.docx



FY11 COS
final.docx

From: Gonzales,Joann
Sent: Wednesday, July 07, 2010 8:15 AM
To: Skillman,June M
Subject: COS Report

Brian still has not reviewed ☹

From: Gonzales,Joann
Sent: Wednesday, July 07, 2010 7:43 AM
To: Skillman,June M
Subject: RE: two things

I have to cancel your meeting – no room on Brian’s calendar to reschedule. I don’t believe that Brian has not reviewed the COS report. I’ll check w/him and remind him again. I just sent Maria (Syd’s assistant) an email with the link asking if Syd has reviewed it yet).

From: Skillman,June M
Sent: Wednesday, July 07, 2010 7:25 AM
To: Gonzales,Joann
Subject: two things

Joann:

One: I need to have my update meeting rescheduled. I have a dentist appointment this pm.

Two: Did Brian and Syd ever review the COS report?

Thanks,

june